



HONDA BRITISH TALENT CUP

Round 9

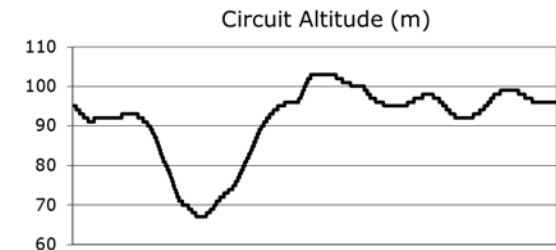
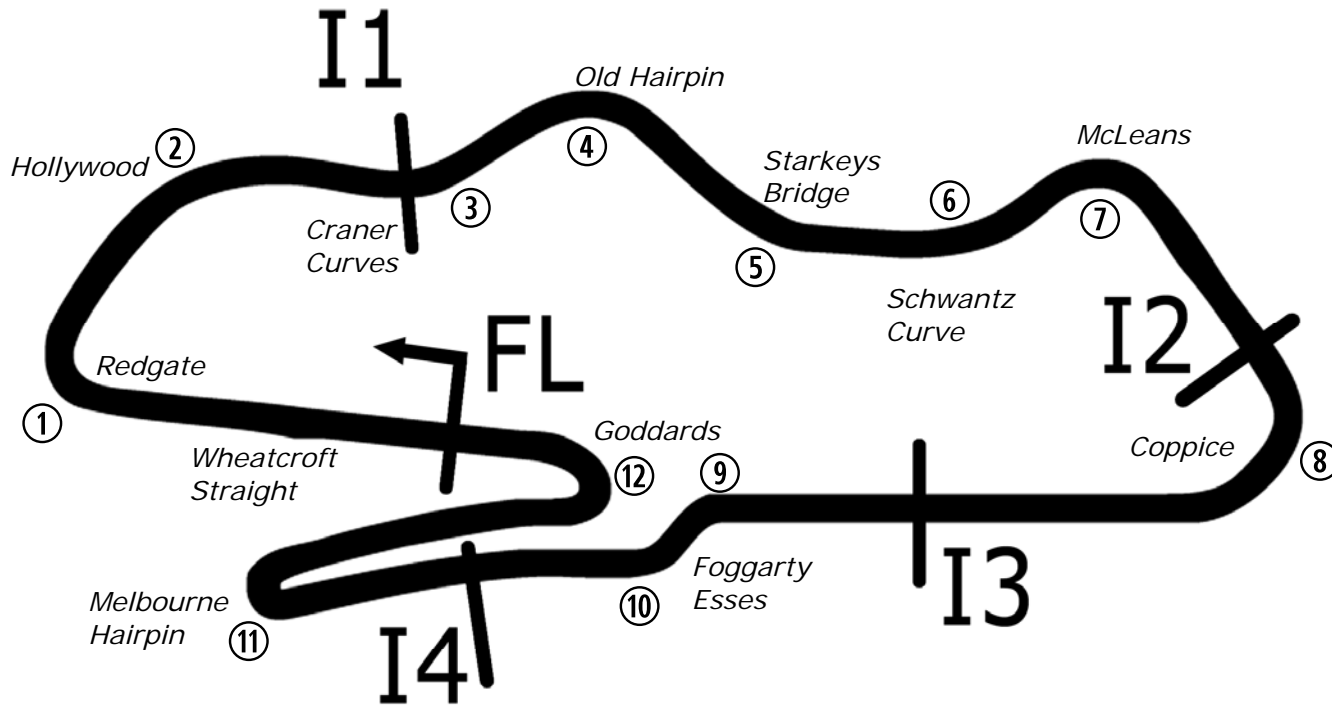
Donington Park GP

1st – 3rd October 2021



Results Provided by Timing Solutions Ltd
www.tsl-timing.com

Donington Park GP



Length	2.4873 miles	4003.0 m	
FL		52.82971 N	1.37867 W
I1	941m	52.83226 N	1.37893 W
I2	2096 m	52.82978 N	1.36508 W
I3	2641m	52.82866 N	1.37129 W
I4	3156 m	52.82843 N	1.37848 W
Pit Entry	3966m	52.82951 N	1.37832 W
Pit Exit	229m after FL	52.82996 N	1.38205 W
Pit Entry-Pit Exit 256m, 15.3s @60kph, 11.5s @80kph			

Lap Records		Best Sector Information							
		Sector 1 (FL - I1)	I1 Trap (mph)	Sector 2 (I1 - I2)	Sector 3 (I2 - I3)	I3 Trap (mph)	Sector 4 (I3 - I4)	Sector 5 (I4 - FL)	FL Trap (mph)
Superbike	1:28.896	18.934	132.1	24.029	11.266	169.0	10.605	23.092	123.7
Superstock 1000	1:30.357	19.242	129.3	24.654	11.529	164.4	10.876	23.513	120.9
Supersport / GP2	1:31.454	19.514	129.6	24.604	11.648	154.6	11.023	23.781	114.4
Junior Superstock	1:33.153	19.899	126.8	25.282	11.896	149.4	11.228	24.314	111.8
Ducati Cup	1:33.677	19.985	122.9	25.441	11.878	152.1	11.337	24.564	112.7
Sidecar 600	1:36.702	20.900	126.8	25.147	12.679	130.5	11.699	25.424	96.1
BTC 2020	1:43.515	22.494	114.9	27.828	13.086	125.4	12.572	27.017	94.2
Junior Supersport	1:44.622	22.736	115.9	27.724	13.486	119.8	12.659	26.827	88.4

All results available at www.tsl-timing.com

2021 Honda British Talent Cup
RIDER PERFORMANCE CHART AFTER ROUND 16



#	NAME / BIKE	25th-27th June		9th-11th July		23rd-25th July		30th July-1st August		13th-15th August		27th-29th August		3rd-5th September		10th-12th September		1st-3rd October	
		1	2	3	4	5	6	7	8	9	10	11	12	13	14	15	16	17	18
2	Rhys COATES (Honda)	DNF	21	DNF	18	DNF	23	16	22	23	22	18	19	17	21	19	25		
4	Sullivan MOUNSEY (Honda)	DNF	8	DNF	DNF	7	9	9	9	12	7*	4	6	DNF	DNF	2	5		
5	Mason JOHNSON (Honda)	9	12	15	11			18	13	DNF	15	DNF	20	11	17	20	18		
7	Jamie LYONS (Honda)	8	7	10	10	8	7	2	8	4	6	1*	2	7	9	4	2		
8	Ross MOORE (Honda)	20	24	19	20	19	20	25	17	19	DNF	22	23						
9	Bailey STUART-CAMPBELL (Honda)	18	10	7	7	12	10	DNF	DNF	5*	4	5	DNF						
12	Josh BANNISTER (Honda)					23	25	22	15	20	18	17	18	14	16	9	DNF		
14	Evann PENDRILL (Honda)	DNF	20			18	19	17	19	18	DNF	DNF	DNF						
15	Harrison CROSBY (Honda)	7	6	3	DNF	10	11	DNF	10	11	11	DNF	4*	4	6*	3	6		
21	Troy JEFFREY (Honda)	12	9	6	DNF	DNF	17	7	12	10	14	DNF	DNF			6	DNF		
22	Anthony EAGLE (Honda)	22	25	18	19	DNF	24	23	25	28	26	26	24	19	23	23	23		
23	Rhys STEPHENSON (Honda)	11	15	DNF	DNF	15	14	11	DNF	14	12	8	8	5	DNF	15	7		
24	Cormac BUCHANAN (Honda)	DNF	5	4	3	6	DNF	3				7	DNF	DNF	7				
27	Ted WILKINSON (Honda)													DNF	DNF	26	24		
28	Alfie DAVIDSON (Honda)																		
29	Lucas BROWN (Honda)	14	DNF	DNF	15	16	13	10	18	16	13	13	9	DNF	DNF	11	14		
33	JJ CUNNINGHAM (Honda)	16	18	DNF	DNF				20	22	21	20	17	12	DNF	18	DNF		
34	James COOK (Honda)	DNF	11	5	4	3*	2	5	3	3	DNF	DNF	DNF	6	5	DNF	10		
37	Corey TINKER (Honda)								DNF	15	10	6	7	9	10				
40	Julian CORREA (Honda)											15	12	13	DNF	12	13		
41	Luca HOPKINS (Honda)	15	14	13	12	17	15	14	16	17	16	DNF	13	DNF	14	14	15		
43	Ryan HITCHCOCK (Honda)	4	DNF	DNF	9	4	5	DNF											
44	Lucas HILL (Honda)	19	22	12	DNF	20	21	20	21	24	23			20	24	21	21		
48	Ollie WALKER (Honda)	6	DNF	8	6	9	6	4	4	6	5	10	DNF	DNF	8	1*	9		
51	Holly HARRIS (Honda)	21	23	16	17	25	26	26	26	29	25	27	26	21	25	25	26		
52	Evan BELFORD (Honda)	2	3	1*	1*	2	1*	6	6	9	9	9	3	3	3	DNF	8*		
53	Kiyano VEUER (Honda)	DNF	16	9	8	13	12	8	7	8	2	14	11	8	15	8	12		
55	Harrison DESSOY (Honda)	DNF	DNF									23	22	10	12	10	DNF		
57	Johnny GARNESS (Honda)	5	4	2	2	5	3	DNF	1	2	3	DNF	14	DNF*	1	DNF	3		
61	Harrison MACKAY (Honda)	13	13	17	16	24	27	15	DNF	25	19	16	DNF	DNF	18	17	19		
65	Alexander ROWAN (Honda)			DNF	DNF	DNF	28	24	24	27	24	21	15	15	13	16	17		
66	Rossi DOBSON (Honda)	10	DNF	14	13	14	16	21	14	21	DNF	19	21	18	22				
67	Casey O'GORMAN (Honda)	1*	1	DNF	DNF				2	1	1	2	1	1	2	DNF	4		
69	Eli BANISH (Honda)					21	22	19				24	DNF						
71	Daniel GOODMAN (Honda)															24	22		
74	Carter BROWN (Honda)	3	2*	DNF	5	1	4	1*	5*	7	8	3	5	2	4	5	1		
79	Harley McCABE (Honda)			DNF	14	22	18	13				12	10	16	11	7	11		
96	Rossi BANHAM (Honda)	DNF	19	11	DNF	11	8	12	11	13	17	11	16	DNF	19	13	16		
99	Peter WILLIS (Honda)	17	17	DNF	DNF				23	26	20	25	25	21	20	22	20		

* Denotes Fastest Lap | DNF = Did Not Finish | DNQ = Did Not Qualify | DNS = Did Not Start

NC = Finished but Not Classified | DQ - Disqualified | Change of Team/Machine ||

Denotes Pole Position

FREE PRACTICE 1 - CLASSIFICATION

POS	NO	NAME	NAT	ENTRY	TIME	ON	LAPS	GAP	DIFF	MPH
1	67	Casey O'GORMAN	GBR	Honda - Microlise Cresswell Racing	1:48.000	11	16			82.91
2	24	Cormac BUCHANAN	NZL	Honda - Microlise Cresswell Racing	1:51.158	14	15	3.158	3.158	80.55
3	53	Kiyano VEIJER	NLD	Honda - Microlise Cresswell Racing	1:51.380	9	15	3.380	0.222	80.39
4	7	Jamie LYONS	GBR	Honda - C&M Motors Ltd / Tooltec Racing	1:51.600	11	15	3.600	0.220	80.23
5	57	Johnny GARNES	GBR	Honda - City Lifting by RS Racing	1:51.660	10	15	3.660	0.060	80.19
6	48	Ollie WALKER	GBR	Honda - Moto Rapido / SP125 Racing	1:51.774	14	16	3.774	0.114	80.11
7	96	Rossi BANHAM	GBR	Honda - MJL Racing	1:52.225	11	16	4.225	0.451	79.79
8	40	Julian CORREA	USA	Honda - Microlise Cresswell Racing	1:52.529	14	15	4.529	0.304	79.57
9	5	Mason JOHNSON	GBR	Honda - Johnson Racing	1:52.591	12	14	4.591	0.062	79.53
10	52	Evan BELFORD	GBR	Honda - City Lifting by RS Racing	1:52.736	5	9	4.736	0.145	79.42
11	29	Lucas BROWN	GBR	Honda - Amphibian Scaffolding / SP125 Racing	1:52.793	10	15	4.793	0.057	79.38
12	15	Harrison CROSBY	GBR	Honda - Banks Racing	1:53.536	8	9	5.536	0.743	78.86
13	79	Harley McCABE	GBR	Honda - MLav VisionTrack Academy	1:53.765	14	15	5.765	0.229	78.71
14	61	Harrison MACKAY	GBR	Honda - True Heroes Racing / Super Soco	1:53.924	10	15	5.924	0.159	78.60
15	99	Peter WILLIS	GBR	Honda - WM Racing	1:54.432	14	15	6.432	0.508	78.25
16	20	Maik DUIN	NLD	Honda - Ernst Dubbink Eveno Racing	1:54.540	10	15	6.540	0.108	78.17
17	27	Ted WILKINSON	GBR	Honda - RMB Racing	1:54.668	9	15	6.668	0.128	78.09
18	33	JJ CUNNINGHAM	GBR	Honda - Thorneycroft56 / JCRsupersport	1:54.727	10	16	6.727	0.059	78.05
19	65	Alexander ROWAN	GBR	Honda - Victoria House Mortimer Racing	1:54.790	7	14	6.790	0.063	78.00
20	55	Harrison DESSOY	GBR	Honda - Thorneycroft56 Racing	1:54.947	12	14	6.947	0.157	77.90
21	34	James COOK	GBR	Honda - Wilson Racing	1:55.021	8	13	7.021	0.074	77.85
22	23	Rhys STEPHENSON	GBR	Honda - Rocket Racing	1:55.268	4	4	7.268	0.247	77.68
23	41	Luca HOPKINS	GBR	Honda - Wilson Racing	1:55.674	7	14	7.674	0.406	77.41
24	12	Josh BANNISTER	GBR	Honda - Dunsley Heat Racing	1:56.334	13	15	8.334	0.660	76.97
25	37	Corey TINKER	GBR	Honda - CT Racing	1:56.365	12	14	8.365	0.031	76.95
26	9	Bailey STUART-CAMPBELL	GBR	Honda - Team 151s	1:56.811	14	15	8.811	0.446	76.65
27	22	Anthony EAGLE	UZB	Honda - Microlise Cresswell Racing	1:57.177	13	14	9.177	0.366	76.41
28	74	Carter BROWN	GBR	Honda - City Lifting by RS Racing	1:57.547	2	7	9.547	0.370	76.17
29	4	Sullivan MOUNSEY	GBR	Honda - iForce Lloyd & Jones	1:58.023	4	6	10.023	0.476	75.87
30	64	Clayton EDMUNDS	GBR	Honda - MJL Racing	1:58.167	11	14	10.167	0.144	75.77
31	21	Troy JEFFREY	GBR	Honda - Stiggymotorsport	1:58.636	12	14	10.636	0.469	75.47

QUALIFYING LAPTIME (110.0% of 1:48.000) = 1:58.800

32	44	Lucas HILL	GBR	Honda - Ashcourt Racing	1:59.106	9	14	11.106	0.470	75.18
33	66	Rossi DOBSON	GBR	Honda - WM Racing	1:59.511	10	15	11.511	0.405	74.92
34	43	Ryan HITCHCOCK	GBR	Honda - Wilson Racing	2:00.737	11	12	12.737	1.226	74.16
35	71	Daniel GOODMAN	GBR	Honda - MLav VisionTrack Academy	2:02.720	8	13	14.720	1.983	72.96
36	51	Holly HARRIS	GBR	Honda - MJL Racing	2:04.160	12	13	16.160	1.440	72.12

#71 - Lap 3 time cancelled - Track cut at T9/10
 #44 - Lap 3 time cancelled - Track cut at T9/10
 #29 - Lap 11 time cancelled - Track cut at T9/10
 #21 - Lap 13 time cancelled - Track cut at T9/10
 #71 - Lap 12 time cancelled - Track cut at T9/10

Donington Park GP

Circuit Length = 2.4873 miles

Start: 10:15 Flag 10:45 End: 10:47

Weather / Track : Cloudy / Wet

These results are provisional until the conclusion of any judicial and technical matters.

Race Director :	Stewards :	Timekeeper : Richard Evans
-----------------	------------	----------------------------

Results can be found at www.britishsuperbike.com

Printed - 10:48 Friday, 01 October 2021

MCRCB BULLETIN TK016

2021 Bennetts British Superbike Championship - Round 10

2021 Honda British Talent Cup

FREE PRACTICE 1 - SECTOR ANALYSIS



SECTOR 1 = FL to I1, SECTOR 2 = I1 to I2, SECTOR 3 = I2 to I3, SECTOR 4 = I3 to I4, SECTOR 5 = I4 to FL, DIFF = Difference To Personal Best Lap, P = Crossed Finish Line in Pit Lane, D = Time Disallowed

P1 67		Casey O'GORMAN					Honda - Microlise Cresswell Racing					
IDEAL LAP TIME : 1:47.744		BEST LAP TIME : 1:48.000					DIFFERENCE : 0.256					
LAP	SECTOR 1	SECTOR 2	SECTOR 3	SECTOR 4	SECTOR 5	LAP TIME	MPH	DIFF	TIME OF DAY			
1-	OUTLAP	75.8	34.730	15.202	115.1	14.699	30.298	87.1		10:17:06.865		
2-	25.073	88.7	31.925	14.524	116.1	14.181	29.279	88.4	1:54.982	77.87	6.982	10:19:01.847
3-	24.639	86.1	31.751	14.255	116.7	14.052	28.657	87.8	1:53.354	78.99	5.354	10:20:55.201
4-	24.403	93.5	30.943	14.407	116.7	13.776	28.602	88.5	1:52.131	79.85	4.131	10:22:47.332
5-	23.788	99.5	30.277	14.165	115.9	13.702	28.932	85.9	1:50.864	80.76	2.864	10:24:38.196
6-	23.951	102.4	29.945	14.085	116.9	13.627	28.556	87.7	1:50.164	81.28	2.164	10:26:28.360
7-	23.465	106.6	29.532	14.349	116.1	13.636	28.280	88.0	1:49.262 (3)	81.95	1.262	10:28:17.622
8-	23.598	104.6	30.810	14.465	117.1	13.842	28.457	87.3	1:51.172	80.54	3.172	10:30:08.794
9-	23.602	100.9	29.815	14.165	118.1	13.772	28.485	88.7	1:49.839	81.52	1.839	10:31:58.633
10-	23.691	107.8	29.443	14.162	116.5	13.551	28.102	89.2	1:48.949 (2)	82.18	0.949	10:33:47.582
11-	23.192	110.9	29.130	13.985	117.5	13.335	28.358	88.4	1:48.000 (1)	82.91		10:35:35.582
12-	23.773	103.4	29.817	14.581	114.1	14.586	28.828	86.3	1:51.585	80.24	3.585	10:37:27.167
13-	25.191	91.4	31.258	14.558	114.5	13.758	IN PIT		1:52.014 P	79.94	4.014	10:39:19.181
14-	OUTLAP	102.4	29.717	14.224	116.5	14.097	28.855	88.8	3:41.812	40.36	1:53.812	10:43:00.993
15-	24.618	94.7	32.286	14.807	115.1	14.706	30.577	87.3	1:56.994	76.53	8.994	10:44:57.987
16-	26.060	87.7	35.919	16.162	111.2	16.151	32.215	85.4	2:06.507	70.78	18.507	10:47:04.494

P2 24		Cormac BUCHANAN					Honda - Microlise Cresswell Racing					
IDEAL LAP TIME : 1:50.657		BEST LAP TIME : 1:51.158					DIFFERENCE : 0.501					
LAP	SECTOR 1	SECTOR 2	SECTOR 3	SECTOR 4	SECTOR 5	LAP TIME	MPH	DIFF	TIME OF DAY			
1-	OUTLAP	63.8	40.857	16.997	97.9	18.459	35.411	84.3				10:17:29.579
2-	27.510	79.6	35.618	15.616	112.4	16.641	32.302	85.5	2:07.687	70.12	16.529	10:19:37.266
3-	26.094	88.8	31.970	14.988	112.4	16.071	30.843	85.5	1:59.966	74.64	8.808	10:21:37.232
4-	25.192	90.4	31.958	14.810	112.7	15.088	30.090	85.9	1:57.138	76.44	5.980	10:23:34.370
5-	24.740	91.3	31.219	14.891	110.0	15.026	29.753	85.2	1:55.629	77.44	4.471	10:25:29.999
6-	24.751	93.4	31.283	14.777	113.1	14.538	29.798	85.2	1:55.147	77.76	3.989	10:27:25.146
7-	24.611	93.2	30.446	14.384	113.5	14.747	29.534	86.2	1:53.722	78.73	2.564	10:29:18.868
8-	24.344	92.4	30.827	14.507	111.1	14.327	29.016	84.4	1:53.021	79.22	1.863	10:31:11.889
9-	24.027	98.3	30.143	14.244	113.3	14.249	28.748	85.1	1:51.411 (2)	80.37	0.253	10:33:03.300
10-	23.689	103.4	30.008	14.417	110.5	14.400	28.986	85.7	1:51.500	80.30	0.342	10:34:54.800
11-	23.645	104.0	29.771	14.458	109.8	14.378	29.205	85.9	1:51.457 (3)	80.34	0.299	10:36:46.257
12-	24.107	99.4	30.748	14.675	110.3	14.446	29.335	86.3	1:53.311	79.02	2.153	10:38:39.568
13-	23.923	100.6	30.485	14.713	111.2	14.463	29.245	85.3	1:52.829	79.36	1.671	10:40:32.397
14-	23.821	104.2	29.783	14.364	112.7	14.340	28.850	87.0	1:51.158 (1)	80.55		10:42:23.555
15-	23.776	105.5	30.214	14.403	111.6	14.372	29.023	85.8	1:51.788	80.10	0.630	10:44:15.343

P3 53		Kiyano VEIJER					Honda - Microlise Cresswell Racing					
IDEAL LAP TIME : 1:51.318		BEST LAP TIME : 1:51.380					DIFFERENCE : 0.062					
LAP	SECTOR 1	SECTOR 2	SECTOR 3	SECTOR 4	SECTOR 5	LAP TIME	MPH	DIFF	TIME OF DAY			
1-	OUTLAP	70.7	38.150	16.918	100.1	18.000	35.001	88.5				10:17:31.038
2-	26.534	77.0	35.254	15.734	113.9	15.997	31.616	85.2	2:05.135	71.55	13.755	10:19:36.173
3-	25.576	80.9	33.130	15.170	117.3	15.615	30.620	87.8	2:00.111	74.55	8.731	10:21:36.284
4-	25.150	87.2	32.541	14.861	117.7	14.674	30.287	87.3	1:57.513	76.19	6.133	10:23:33.797
5-	24.882	91.4	32.210	14.676	113.9	14.934	29.845	88.0	1:56.547	76.83	5.167	10:25:30.344
6-	24.704	89.2	31.626	14.646	117.7	14.371	29.760	89.7	1:55.107	77.79	3.727	10:27:25.451
7-	24.080	97.8	30.879	14.389	115.3	14.646	29.100	88.8	1:53.094 (3)	79.17	1.714	10:29:18.545
8-	24.409	95.1	30.478	14.351	117.7	14.161	28.753	90.6	1:52.152 (2)	79.84	0.772	10:31:10.697
9-	23.723	95.4	30.471	14.341	117.3	14.197	28.648	89.3	1:51.380 (1)	80.39		10:33:02.077
10-	24.294	90.8	31.531	14.437	114.9	14.225	29.724	82.6	1:54.211	78.40	2.831	10:34:56.288
11-	25.296	96.5	31.738	14.575	116.3	14.419	28.874	89.5	1:54.902	77.93	3.522	10:36:51.190
12-	23.982	96.0	31.446	14.643	116.9	17.297	IN PIT		1:57.729 P	76.05	6.349	10:38:48.919
13-	OUTLAP	91.1	31.311	14.710	116.7	14.167	29.070	89.2	3:44.916	39.81	1:53.536	10:42:33.835
14-	23.964	102.2	31.679	14.867	115.5	14.135	29.311	88.0	1:53.956	78.57	2.576	10:44:27.791
15-	26.423	79.8	38.743	16.816	104.8	17.748	IN PIT		2:13.601 P	67.02	22.221	10:46:41.392

Weather / Track : Cloudy / Wet

Donington Park GP
Circuit Length = 2.4873 miles
Start: 10:15 Flag 10:45 End: 10:47

MCRCB BULLETIN TK016

2021 Bennetts British Superbike Championship - Round 10

2021 Honda British Talent Cup

FREE PRACTICE 1 - SECTOR ANALYSIS



SECTOR 1 = FL to I1, SECTOR 2 = I1 to I2, SECTOR 3 = I2 to I3, SECTOR 4 = I3 to I4, SECTOR 5 = I4 to FL, DIFF = Difference To Personal Best Lap, P = Crossed Finish Line in Pit Lane, D = Time Disallowed

P4		7		Jamie LYONS		Honda - C&M Motors Ltd / Tooltec Racing						
IDEAL LAP TIME : 1:50.952		BEST LAP TIME : 1:51.600		DIFFERENCE : 0.648								
LAP	SECTOR 1	SECTOR 2	SECTOR 3	SECTOR 4	SECTOR 5	LAP TIME	MPH	DIFF	TIME OF DAY			
1-	OUTLAP	72.8	36.944	16.177	113.3	16.798	IN PIT	P	10:17:28.709			
2-	OUTLAP	91.0	34.058	15.327	114.9	14.848	31.995	84.6	2:22.002	63.05	30.402	10:19:50.711
3-	25.095	95.7	32.190	14.913	115.9	14.487	31.129	85.8	1:57.814	76.00	6.214	10:21:48.525
4-	24.886	102.2	32.346	15.115	115.9	14.351	29.950	85.5	1:56.648	76.76	5.048	10:23:45.173
5-	24.414	99.2	32.277	14.949	114.1	14.402	29.919	84.5	1:55.961	77.21	4.361	10:25:41.134
6-	24.159	105.1	31.072	14.648	113.5	15.768	30.170	83.9	1:55.817	77.31	4.217	10:27:36.951
7-	24.294	98.6	31.319	14.712	113.1	14.079	29.345	84.4	1:53.749	78.72	2.149	10:29:30.700
8-	24.070	104.8	30.674	14.518	114.1	13.860	29.093	85.0	1:52.215 (3)	79.79	0.615	10:31:22.915
9-	23.755	106.5	30.967	15.095	112.0	13.847	29.459	84.9	1:53.123	79.15	1.523	10:33:16.038
10-	23.916	96.9	30.725	14.567	112.0	13.890	29.149	85.0	1:52.247	79.77	0.647	10:35:08.285
11-	23.696	105.3	30.435	14.332	113.3	13.819	29.318	84.9	1:51.600 (1)	80.23		10:36:59.885
12-	25.500	95.7	33.526	16.548	95.7	15.649	IN PIT		2:01.437 P	73.73	9.837	10:39:01.322
13-	OUTLAP	93.4	34.105	15.177	112.0	14.420	29.148	85.3	2:24.139	62.12	32.539	10:41:25.461
14-	24.027	96.6	30.917	14.553	113.3	13.634	28.855	85.4	1:51.986 (2)	79.96	0.386	10:43:17.447
15-	26.214	88.3	32.882	15.918	109.4	14.866	IN PIT		2:02.328 P	73.20	10.728	10:45:19.775

P5		57		Johnny GARNESS		Honda - City Lifting by RS Racing						
IDEAL LAP TIME : 1:50.912		BEST LAP TIME : 1:51.660		DIFFERENCE : 0.748								
LAP	SECTOR 1	SECTOR 2	SECTOR 3	SECTOR 4	SECTOR 5	LAP TIME	MPH	DIFF	TIME OF DAY			
1-	OUTLAP	75.1	37.302	16.211	115.3	16.281	32.886	87.6				10:18:53.305
2-	26.045	82.7	34.250	15.064	116.7	14.750	30.441	89.2	2:00.550	74.28	8.890	10:20:53.855
3-	25.808	88.4	32.911	14.881	116.9	14.615	30.633	89.5	1:58.848	75.34	7.188	10:22:52.703
4-	24.730	96.4	32.861	15.485	115.7	14.815	30.646	88.5	1:58.537	75.54	6.877	10:24:51.240
5-	24.623	98.1	32.198	14.863	116.7	14.482	29.938	88.7	1:56.104	77.12	4.444	10:26:47.344
6-	24.346	104.2	31.543	14.642	116.9	14.434	29.276	89.2	1:54.241	78.38	2.581	10:28:41.585
7-	23.863	103.2	32.318	14.887	116.9	13.996	28.981	89.5	1:54.045	78.51	2.385	10:30:35.630
8-	23.906	107.0	31.189	14.613	116.7	13.902	28.982	89.1	1:52.592	79.53	0.932	10:32:28.222
9-	23.689	106.8	30.935	14.479	116.9	13.938	28.943	89.0	1:51.984 (3)	79.96	0.324	10:34:20.206
10-	23.667	107.2	30.379	14.897	116.3	13.993	28.724	90.9	1:51.660 (1)	80.19		10:36:11.866
11-	23.654	102.7	31.558	14.507	116.7	13.962	28.959	90.8	1:52.640	79.49	0.980	10:38:04.506
12-	23.849	105.6	30.860	14.327	116.7	14.312	28.755	90.5	1:52.103	79.87	0.443	10:39:56.609
13-	23.866	102.4	31.015	14.357	116.3	13.828	28.752	90.6	1:51.818 (2)	80.08	0.158	10:41:48.427
14-	23.960	105.6	30.904	14.375	116.7	13.896	29.323	90.8	1:52.458	79.62	0.798	10:43:40.885
15-	25.786	91.1	33.261	14.938	115.5	15.616	31.810	89.1	2:01.411	73.75	9.751	10:45:42.296

P6		48		Ollie WALKER		Honda - Moto Rapido / SP125 Racing						
IDEAL LAP TIME : 1:51.630		BEST LAP TIME : 1:51.774		DIFFERENCE : 0.144								
LAP	SECTOR 1	SECTOR 2	SECTOR 3	SECTOR 4	SECTOR 5	LAP TIME	MPH	DIFF	TIME OF DAY			
1-	OUTLAP	67.3	37.609	16.179	112.2	16.734	34.198	84.4				10:17:19.442
2-	25.744	88.6	34.261	15.356	113.9	15.765	32.263	85.9	2:03.389	72.57	11.615	10:19:22.831
3-	24.777	94.2	32.836	15.105	114.3	15.378	31.239	86.3	1:59.335	75.03	7.561	10:21:22.166
4-	24.398	98.5	32.567	14.845	113.3	15.017	30.939	86.0	1:57.766	76.03	5.992	10:23:19.932
5-	24.158	100.6	31.821	15.230	113.5	14.762	31.092	86.3	1:57.063	76.49	5.289	10:25:16.995
6-	24.160	98.3	31.316	14.772	113.9	14.728	30.403	87.0	1:55.379	77.60	3.605	10:27:12.374
7-	23.911	100.9	31.123	14.926	112.7	14.320	30.088	86.9	1:54.368	78.29	2.594	10:29:06.742
8-	23.928	101.3	30.984	14.666	114.3	14.419	30.187	86.4	1:54.184	78.42	2.410	10:31:00.926
9-	24.193	98.9	31.283	14.530	115.5	14.506	29.783	86.7	1:54.295	78.34	2.521	10:32:55.221
10-	23.871	103.0	30.569	14.482	113.5	14.436	29.581	87.6	1:52.939 (2)	79.28	1.165	10:34:48.160
11-	23.786	105.8	30.589	14.702	113.5	14.390	29.771	86.9	1:53.238	79.07	1.464	10:36:41.398
12-	24.946	88.6	31.955	14.836	114.9	14.574	29.511	87.8	1:55.822	77.31	4.048	10:38:37.220
13-	24.176	98.6	31.284	14.619	114.9	14.338	29.464	86.8	1:53.881	78.62	2.107	10:40:31.101
14-	23.734	106.1	30.402	14.621	114.5	14.121	28.896	87.6	1:51.774 (1)	80.11		10:42:22.875
15-	23.875	101.2	30.808	14.477	115.9	14.507	29.484	87.1	1:53.151 (3)	79.13	1.377	10:44:16.026
16-	26.655	79.9	38.564	17.575	94.2	19.508	IN PIT		2:20.172 P	63.88	28.398	10:46:36.198

Weather / Track : Cloudy / Wet

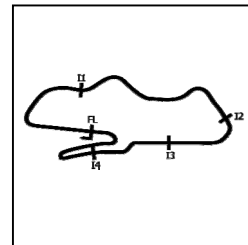
Donington Park GP
 Circuit Length = 2.4873 miles
 Start: 10:15 Flag 10:45 End: 10:47

MCRCB BULLETIN TK016

2021 Bennetts British Superbike Championship - Round 10

2021 Honda British Talent Cup

FREE PRACTICE 1 - SECTOR ANALYSIS



SECTOR 1 = FL to I1, SECTOR 2 = I1 to I2, SECTOR 3 = I2 to I3, SECTOR 4 = I3 to I4, SECTOR 5 = I4 to FL, DIFF = Difference To Personal Best Lap, P = Crossed Finish Line in Pit Lane, D = Time Disallowed

P7 96		Rossi BANHAM					Honda - MJL Racing					
IDEAL LAP TIME : 1:51.523		BEST LAP TIME : 1:52.225					DIFFERENCE : 0.702					
LAP	SECTOR 1	SECTOR 2	SECTOR 3	SECTOR 4	SECTOR 5	LAP TIME	MPH	DIFF	TIME OF DAY			
1-	OUTLAP	71.5	36.301	16.040	106.6	17.727	33.744	83.2		10:17:29.011		
2-	27.085	83.0	35.439	16.055	111.8	15.471	30.910	83.9	2:04.960	71.65	12.735	10:19:33.971
3-	26.377	88.8	33.070	15.897	112.5	15.342	30.282	84.4	2:00.968	74.02	8.743	10:21:34.939
4-	25.560	94.9	32.664	15.183	112.4	14.706	30.033	83.4	1:58.146	75.79	5.921	10:23:33.085
5-	25.317	96.4	31.932	14.874	112.7	14.916	29.144	85.7	1:56.183	77.07	3.958	10:25:29.268
6-	25.161	96.2	31.467	14.769	112.7	14.230	28.979	84.9	1:54.606	78.13	2.381	10:27:23.874
7-	24.600	100.7	30.680	14.632	112.5	14.109	29.085	84.6	1:53.106 (3)	79.16	0.881	10:29:16.980
8-	24.744	99.7	30.711	14.603	113.1	14.234	29.087	85.3	1:53.379	78.97	1.154	10:31:10.359
9-	24.498	101.0	30.447	14.617	113.7	14.568	29.152	85.3	1:53.282	79.04	1.057	10:33:03.641
10-	24.209	103.7	30.429	14.524	113.1	14.143	28.991	85.7	1:52.296 (2)	79.73	0.071	10:34:55.937
11-	24.105	103.4	30.868	14.534	112.5	13.914	28.804	85.3	1:52.225 (1)	79.79		10:36:48.162
12-	25.299	89.1	32.265	14.993	111.2	14.150	29.030	85.7	1:55.737	77.36	3.512	10:38:43.899
13-	25.099	91.9	32.546	14.902	111.6	14.586	28.711	86.2	1:55.844	77.29	3.619	10:40:39.743
14-	26.571	94.2	31.375	14.598	113.7	13.754	IN PIT		1:53.910 P	78.60	1.685	10:42:33.653
15-	OUTLAP	88.6	32.848	15.541	105.0	15.203	31.957	75.0	2:20.579	63.69	28.354	10:44:54.232
16-	28.245	82.9	36.717	17.697	96.8	16.889	37.345	70.3	2:16.893	65.41	24.668	10:47:11.125

P8 40		Julian CORREA					Honda - Microlise Cresswell Racing					
IDEAL LAP TIME : 1:52.301		BEST LAP TIME : 1:52.529					DIFFERENCE : 0.228					
LAP	SECTOR 1	SECTOR 2	SECTOR 3	SECTOR 4	SECTOR 5	LAP TIME	MPH	DIFF	TIME OF DAY			
1-	OUTLAP	63.5	40.490	16.913	99.2	17.484	33.926	86.0		10:17:25.879		
2-	28.096	71.9	35.170	15.441	115.7	15.991	30.969	83.8	2:05.667	71.25	13.138	10:19:31.546
3-	26.471	82.4	34.654	15.347	113.3	15.293	30.638	84.3	2:02.403	73.15	9.874	10:21:33.949
4-	25.420	88.1	32.163	15.076	113.5	14.976	29.673	86.4	1:57.308	76.33	4.779	10:23:31.257
5-	24.974	89.3	32.481	14.891	113.7	14.962	30.326	79.2	1:57.634	76.12	5.105	10:25:28.891
6-	25.203	90.1	32.351	14.719	114.5	14.778	29.739	89.5	1:56.790	76.67	4.261	10:27:25.681
7-	24.958	91.0	31.192	14.518	115.9	14.656	29.072	89.8	1:54.396	78.27	1.867	10:29:20.077
8-	24.570	91.0	31.556	14.658	113.9	14.973	29.233	86.9	1:54.990	77.87	2.461	10:31:15.067
9-	24.809	91.3	31.758	14.764	113.3	14.568	29.300	88.4	1:55.199	77.73	2.670	10:33:10.266
10-	24.257	91.6	31.748	14.675	112.9	14.331	28.869	89.2	1:53.880 (3)	78.63	1.351	10:35:04.146
11-	24.986	89.8	31.796	14.475	114.1	14.331	29.578	86.8	1:55.166	77.75	2.637	10:36:59.312
12-	24.636	90.9	31.025	14.537	114.1	14.388	29.435	88.0	1:54.021	78.53	1.492	10:38:53.333
13-	24.205	94.9	31.124	14.597	114.3	14.401	28.945	87.7	1:53.272 (2)	79.05	0.743	10:40:46.605
14-	24.326	92.8	30.817	14.417	115.5	14.438	28.531	91.3	1:52.529 (1)	79.57		10:42:39.134
15-	26.489	89.2	35.662	15.570	101.3	15.320	IN PIT		2:05.130 P	71.56	12.601	10:44:44.264

P9 5		Mason JOHNSON					Honda - Johnson Racing					
IDEAL LAP TIME : 1:51.667		BEST LAP TIME : 1:52.591					DIFFERENCE : 0.924					
LAP	SECTOR 1	SECTOR 2	SECTOR 3	SECTOR 4	SECTOR 5	LAP TIME	MPH	DIFF	TIME OF DAY			
1-	OUTLAP	75.0	35.842	15.721	110.9	15.988	32.267	83.4		10:17:12.975		
2-	25.738	85.9	32.670	15.278	111.2	14.945	31.989	83.0	2:00.620	74.23	8.029	10:19:13.595
3-	25.211	93.5	32.552	15.367	110.7	14.796	30.680	83.9	1:58.606	75.49	6.015	10:21:12.201
4-	24.921	88.0	31.970	14.979	110.3	14.818	30.227	85.4	1:56.915	76.58	4.324	10:23:09.116
5-	24.286	98.3	31.373	14.952	110.0	16.727	IN PIT		1:57.525 P	76.19	4.934	10:25:06.641
6-	OUTLAP	94.6	32.169	15.194	109.6	14.769	30.525	83.9	5:53.708	25.31	4:01.117	10:31:00.349
7-	24.290	98.9	31.371	14.757	110.1	14.339	29.812	84.5	1:54.569	78.15	1.978	10:32:54.918
8-	23.807	105.8	31.231	14.398	113.5	14.352	29.768	85.4	1:53.556	78.85	0.965	10:34:48.474
9-	24.694	94.7	30.520	14.365	112.0	14.029	29.537	86.0	1:53.145 (2)	79.14	0.554	10:36:41.619
10-	24.958	87.8	32.094	14.560	114.1	14.354	29.187	86.1	1:55.153	77.76	2.562	10:38:36.772
11-	24.364	101.2	31.179	14.820	111.1	14.293	29.400	83.9	1:54.056	78.50	1.465	10:40:30.828
12-	24.245	106.3	30.448	14.464	114.5	14.293	29.141	85.4	1:52.591 (1)	79.53		10:42:23.419
13-	23.684	108.4	30.730	14.648	113.9	14.258	30.069	85.2	1:53.389 (3)	78.97	0.798	10:44:16.808
14-	26.122	82.3	35.608	15.532	108.4	15.293	31.417	83.7	2:03.972	72.22	11.381	10:46:20.780

Weather / Track : Cloudy / Wet

Donington Park GP

Circuit Length = 2.4873 miles

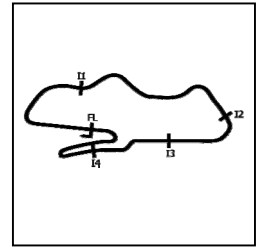
Start: 10:15 Flag 10:45 End: 10:47

MCRCB BULLETIN TK016

2021 Bennetts British Superbike Championship - Round 10

2021 Honda British Talent Cup

FREE PRACTICE 1 - SECTOR ANALYSIS



SECTOR 1 = FL to I1, SECTOR 2 = I1 to I2, SECTOR 3 = I2 to I3, SECTOR 4 = I3 to I4, SECTOR 5 = I4 to FL, DIFF = Difference To Personal Best Lap, P = Crossed Finish Line in Pit Lane, D = Time Disallowed

P10 52		Evan BELFORD					Honda - City Lifting by RS Racing					
IDEAL LAP TIME : 1:52.146		BEST LAP TIME : 1:52.736					DIFFERENCE : 0.590					
LAP	SECTOR 1	SECTOR 2	SECTOR 3	SECTOR 4	SECTOR 5	LAP TIME	MPH	DIFF	TIME OF DAY			
1-	OUTLAP	84.7	34.949	16.227	112.4	15.358	32.997	85.8		10:22:53.727		
2-	26.036	93.7	32.974	15.480	112.9	16.049	30.584	88.1	2:01.123	73.92	8.387	10:24:54.850
3-	24.898	104.3	31.288	14.701	116.5	14.240	29.490	87.9	1:54.617	78.12	1.881	10:26:49.467
4-	24.809	83.0	31.203	14.541	116.9	14.602	29.181	87.3	1:54.336 (3)	78.31	1.600	10:28:43.803
5-	23.592	107.8	30.818	15.131	114.7	14.114	29.081	88.3	1:52.736 (1)	79.42		10:30:36.539
6-	23.819	107.2	31.498	15.042	114.7	14.379	29.107	88.1	1:53.845 (2)	78.65	1.109	10:32:30.384
7-	24.206	104.0	31.161	14.576	114.7	14.229	31.001	86.9	1:55.173	77.74	2.437	10:34:25.557
8-	24.963	97.3	31.825	14.965	113.5	14.664	IN PIT		1:55.603 P	77.45	2.867	10:36:21.160
9-	OUTLAP	89.0	33.875	15.464	113.3	15.052	IN PIT		7:34.988 P	19.68	5:42.252	10:43:56.148

P11 29		Lucas BROWN					Honda - Amphibian Scaffolding / SP125 Racing					
IDEAL LAP TIME : 1:52.150		BEST LAP TIME : 1:52.793					DIFFERENCE : 0.643					
LAP	SECTOR 1	SECTOR 2	SECTOR 3	SECTOR 4	SECTOR 5	LAP TIME	MPH	DIFF	TIME OF DAY			
1-	79.6	34.193	15.405	110.5	15.188	31.431	83.9		10:17:05.715			
2-	26.363	83.2	32.469	14.843	113.5	15.312	30.318	85.4	1:59.305	75.05	6.512	10:19:05.020
3-	25.303	94.1	31.970	15.041	112.4	14.802	29.962	85.0	1:57.078	76.48	4.285	10:21:02.098
4-	25.112	94.7	31.162	14.766	112.5	14.707	29.264	85.4	1:55.011	77.85	2.218	10:22:57.109
5-	25.111	98.1	30.979	15.064	112.0	15.940	30.591	85.3	1:57.685	76.08	4.892	10:24:54.794
6-	25.381	99.1	30.458	14.598	112.7	14.338	29.213	85.2	1:53.988 (3)	78.55	1.195	10:26:48.782
7-	25.300	82.7	30.979	14.812	112.0	14.664	29.849	85.2	1:55.604	77.45	2.811	10:28:44.386
8-	24.661	101.9	30.646	14.611	114.3	14.876	29.534	85.2	1:54.328	78.32	1.535	10:30:38.714
9-	24.545	101.5	30.417	14.502	113.3	14.230	29.340	83.3	1:53.034 (2)	79.21	0.241	10:32:31.748
10-	24.703	101.5	30.221	14.389	113.3	13.897	29.583	85.4	1:52.793 (1)	79.38		10:34:24.541
11-	24.430	101.5	30.280	14.510	112.7	14.538	32.304	85.1	1:56.062 D	77.15	3.269	10:36:20.603
12-	26.396	90.0	35.426	17.336	95.1	17.135	IN PIT		2:08.295 P	69.79	15.502	10:38:28.898
13-	OUTLAP	89.7	34.026	15.331	111.1	14.682	31.707	86.0	4:05.419	36.48	2:12.626	10:42:34.317
14-	25.170	98.1	31.197	14.757	113.9	14.718	30.892	83.7	1:56.734	76.70	3.941	10:44:31.051
15-	26.837	86.5	34.758	16.276	108.5	16.751	36.761	73.7	2:11.383	68.15	18.590	10:46:42.434

P12 15		Harrison CROSBY					Honda - Banks Racing					
IDEAL LAP TIME : 1:52.962		BEST LAP TIME : 1:53.536					DIFFERENCE : 0.574					
LAP	SECTOR 1	SECTOR 2	SECTOR 3	SECTOR 4	SECTOR 5	LAP TIME	MPH	DIFF	TIME OF DAY			
1-	OUTLAP	67.3	36.156	16.094	101.5	16.796	IN PIT		P			10:17:26.198
2-	OUTLAP	78.3	33.853	15.376	111.4	15.620	30.547	84.6	10:31.388	14.18	8:37.852	10:27:57.586
3-	24.972	103.5	31.146	15.398	111.6	14.829	30.082	84.6	1:56.427	76.91	2.891	10:29:54.013
4-	24.477	105.6	30.954	14.643	113.5	14.824	29.537	86.2	1:54.435 (3)	78.24	0.899	10:31:48.448
5-	24.228	103.0	31.717	15.127	104.2	15.435	IN PIT		1:55.618 P	77.44	2.082	10:33:44.066
6-	OUTLAP	87.6	33.548	15.262	110.0	15.213	29.918	84.5	6:36.742	22.56	4:43.206	10:40:20.808
7-	24.789	103.8	30.424	14.526	112.7	14.555	29.433	85.2	1:53.727 (2)	78.73	0.191	10:42:14.535
8-	24.307	107.2	30.673	14.652	111.8	14.675	29.229	84.5	1:53.536 (1)	78.86		10:44:08.071
9-	27.469	84.7	38.913	17.091	98.9	17.812	36.543	75.3	2:17.828	64.96	24.292	10:46:25.899

Weather / Track : Cloudy / Wet

Donington Park GP
 Circuit Length = 2.4873 miles
 Start: 10:15 Flag 10:45 End: 10:47

MCRCB BULLETIN TK016

2021 Bennetts British Superbike Championship - Round 10

2021 Honda British Talent Cup

FREE PRACTICE 1 - SECTOR ANALYSIS



SECTOR 1 = FL to I1, SECTOR 2 = I1 to I2, SECTOR 3 = I2 to I3, SECTOR 4 = I3 to I4, SECTOR 5 = I4 to FL, DIFF = Difference To Personal Best Lap, P = Crossed Finish Line in Pit Lane, D = Time Disallowed

P13 79		Harley McCABE					Honda - MLav VisionTrack Academy					
IDEAL LAP TIME : 1:53.743		BEST LAP TIME : 1:53.765					DIFFERENCE : 0.022					
LAP	SECTOR 1	SECTOR 2	SECTOR 3	SECTOR 4	SECTOR 5	LAP TIME	MPH	DIFF	TIME OF DAY			
1-	OUTLAP	73.0	36.922	15.932	111.2	17.400	33.867	85.4		10:17:30.227		
2-	27.033	76.6	35.796	15.729	109.6	16.470	33.567	86.0	2:08.595	69.63	14.830	10:19:38.822
3-	26.682	84.4	34.527	15.216	114.7	15.434	31.621	86.3	2:03.480	72.51	9.715	10:21:42.302
4-	26.002	85.3	33.378	14.947	115.9	15.263	31.559	86.9	2:01.149	73.91	7.384	10:23:43.451
5-	25.821	92.3	33.008	14.791	114.7	14.629	31.020	88.0	1:59.269	75.07	5.504	10:25:42.720
6-	25.177	85.7	33.278	14.927	116.1	14.951	30.470	88.3	1:58.803	75.37	5.038	10:27:41.523
7-	25.709	79.6	32.171	14.866	115.7	14.627	30.397	87.2	1:57.770	76.03	4.005	10:29:39.293
8-	24.591	99.2	31.785	14.808	115.5	14.501	30.060	87.8	1:55.745	77.36	1.980	10:31:35.038
9-	24.485	97.9	31.973	14.766	114.3	14.554	29.837	87.4	1:55.615 (3)	77.45	1.850	10:33:30.653
10-	24.194	98.3	31.394	14.888	114.7	14.522	30.067	88.4	1:55.065 (2)	77.82	1.300	10:35:25.718
11-	24.592	96.4	31.752	14.793	114.1	14.555	30.188	88.6	1:55.880	77.27	2.115	10:37:21.598
12-	24.500	97.8	31.943	14.755	115.5	14.664	31.216	89.0	1:57.078	76.48	3.313	10:39:18.676
13-	25.153	97.1	32.640	15.363	114.7	14.187	29.849	87.9	1:57.192	76.40	3.427	10:41:15.868
14-	24.015	100.1	31.199	14.613	115.9	14.209	29.729	89.0	1:53.765 (1)	78.71		10:43:09.633
15-	24.799	99.1	31.811	14.682	114.1	14.659	30.839	88.1	1:56.790	76.67	3.025	10:45:06.423

P14 61		Harrison MACKAY					Honda - True Heroes Racing / Super Soco					
IDEAL LAP TIME : 1:53.870		BEST LAP TIME : 1:53.924					DIFFERENCE : 0.054					
LAP	SECTOR 1	SECTOR 2	SECTOR 3	SECTOR 4	SECTOR 5	LAP TIME	MPH	DIFF	TIME OF DAY			
1-	OUTLAP	68.1	41.004	16.961	98.8	17.423	35.164	84.9				10:17:28.103
2-	27.734	81.7	36.532	15.870	111.1	16.915	34.558	85.0	2:11.609	68.03	17.685	10:19:39.712
3-	27.330	87.9	35.487	15.487	109.8	16.231	32.901	85.4	2:07.436	70.26	13.512	10:21:47.148
4-	25.908	91.4	33.835	15.254	114.3	15.825	32.561	84.9	2:03.383	72.57	9.459	10:23:50.531
5-	26.301	94.2	33.166	15.157	115.5	15.381	31.359	85.5	2:01.364	73.78	7.440	10:25:51.895
6-	25.805	90.1	33.586	15.294	114.3	15.086	30.767	86.4	2:00.538	74.28	6.614	10:27:52.433
7-	24.925	99.1	32.140	15.126	112.9	14.942	30.224	86.1	1:57.357	76.30	3.433	10:29:49.790
8-	24.967	98.9	32.405	14.698	116.1	15.315	29.856	86.4	1:57.241	76.37	3.317	10:31:47.031
9-	24.507	98.8	31.495	14.578	113.7	14.717	29.729	86.2	1:55.026 (3)	77.84	1.102	10:33:42.057
10-	24.430	103.5	31.193	14.533	115.3	14.381	29.387	88.0	1:53.924 (1)	78.60		10:35:35.981
11-	24.411	98.9	31.458	14.898	113.3	14.718	29.574	88.3	1:55.059	77.82	1.135	10:37:31.040
12-	24.663	100.3	31.750	14.607	113.3	14.457	29.352	88.0	1:54.829 (2)	77.98	0.905	10:39:25.869
13-	24.480	97.5	31.997	14.548	115.1	15.496	IN PIT		1:56.026 P	77.17	2.102	10:41:21.895
14-	OUTLAP	88.8	33.345	14.868	114.7	15.181	31.410	87.4	3:15.908	45.70	1:21.984	10:44:37.803
15-	26.317	91.1	33.386	15.564	110.1	16.281	33.612	85.7	2:05.160	71.54	11.236	10:46:42.963

P15 99		Peter WILLIS					Honda - WM Racing					
IDEAL LAP TIME : 1:54.136		BEST LAP TIME : 1:54.432					DIFFERENCE : 0.296					
LAP	SECTOR 1	SECTOR 2	SECTOR 3	SECTOR 4	SECTOR 5	LAP TIME	MPH	DIFF	TIME OF DAY			
1-	OUTLAP	67.5	40.654	16.696	100.6	17.613	34.829	85.8				10:17:24.454
2-	27.971	76.0	36.360	15.664	114.7	15.985	32.351	87.0	2:08.331	69.77	13.899	10:19:32.785
3-	26.822	79.1	34.939	15.527	112.2	16.492	31.905	86.0	2:05.685	71.24	11.253	10:21:38.470
4-	25.982	83.7	34.179	15.296	113.1	15.516	30.752	85.8	2:01.725	73.56	7.293	10:23:40.195
5-	25.875	85.8	34.286	15.212	113.5	15.504	31.101	86.5	2:01.978	73.41	7.546	10:25:42.173
6-	25.391	91.1	33.437	15.280	108.9	15.420	31.311	87.7	2:00.839	74.10	6.407	10:27:43.012
7-	25.373	88.7	33.773	15.098	113.9	15.500	30.786	87.9	2:00.530	74.29	6.098	10:29:43.542
8-	25.092	91.9	32.477	14.793	114.9	14.812	30.115	83.7	1:57.289	76.34	2.857	10:31:40.831
9-	24.857	95.7	32.021	14.890	113.5	14.799	29.602	87.8	1:56.169	77.08	1.737	10:33:37.000
10-	24.695	96.1	31.709	14.754	113.3	14.533	29.569	87.8	1:55.260 (2)	77.68	0.828	10:35:32.260
11-	24.703	94.9	31.937	14.799	113.5	14.495	29.490	88.3	1:55.424 (3)	77.57	0.992	10:37:27.684
12-	25.110	91.5	31.867	14.814	113.3	14.240	29.741	88.3	1:55.772	77.34	1.340	10:39:23.456
13-	24.548	95.5	32.325	15.131	113.5	14.344	29.511	87.8	1:55.859	77.28	1.427	10:41:19.315
14-	24.504	100.0	31.431	14.695	114.5	14.536	29.266	88.8	1:54.432 (1)	78.25		10:43:13.747
15-	26.383	81.3	36.100	16.419	106.0	15.325	IN PIT		2:07.813 P	70.05	13.381	10:45:21.560

Weather / Track : Cloudy / Wet

Donington Park GP
Circuit Length = 2.4873 miles
Start: 10:15 Flag 10:45 End: 10:47

MCRCB BULLETIN TK016

2021 Bennetts British Superbike Championship - Round 10

2021 Honda British Talent Cup

FREE PRACTICE 1 - SECTOR ANALYSIS



SECTOR 1 = FL to I1, SECTOR 2 = I1 to I2, SECTOR 3 = I2 to I3, SECTOR 4 = I3 to I4, SECTOR 5 = I4 to FL, DIFF = Difference To Personal Best Lap, P = Crossed Finish Line in Pit Lane, D = Time Disallowed

P16 20		Maik DUIN					Honda - Ernst Dubbink Eveno Racing					
IDEAL LAP TIME : 1:54.123		BEST LAP TIME : 1:54.540					DIFFERENCE : 0.417					
LAP	SECTOR 1	SECTOR 2	SECTOR 3	SECTOR 4	SECTOR 5	LAP TIME	MPH	DIFF	TIME OF DAY			
1-		76.2	36.609	15.995	108.0	16.010	34.724	76.0			10:17:15.062	
2-	27.366	82.7	34.154	15.611	108.9	15.409	31.637	83.8	2:04.177	72.11	9.637	10:19:19.239
3-	26.169	86.3	33.480	15.815	105.3	15.749		IN PIT	2:04.856 P	71.71	10.316	10:21:24.095
4-	OUTLAP	86.0	33.626	15.472	109.4	15.193	30.690	80.4	2:53.986	51.46	59.446	10:24:18.081
5-	26.160	91.4	32.798	15.167	110.3	15.174	30.276	85.1	1:59.575	74.88	5.035	10:26:17.656
6-	25.204	94.2	32.030	14.969	110.9	15.055	30.361	85.0	1:57.619	76.13	3.079	10:28:15.275
7-	25.540	95.4	31.732	14.844	112.7	14.903	29.494	86.4	1:56.513	76.85	1.973	10:30:11.788
8-	24.852	95.7	31.271	14.793	112.0	14.753	29.215	87.0	1:54.884 (2)	77.94	0.344	10:32:06.672
9-	25.296	89.5	32.054	15.133	111.2	15.056	29.766	85.5	1:57.305	76.33	2.765	10:34:03.977
10-	24.651	97.2	31.267	14.798	110.0	14.525	29.299	85.2	1:54.540 (1)	78.17		10:35:58.517
11-	25.830	86.5	32.390	15.278	109.4	14.923		IN PIT	1:55.637 P	77.43	1.097	10:37:54.154
12-	OUTLAP	87.1	32.788	15.181	111.6	14.636	29.470	86.0	2:47.451	53.47	52.911	10:40:41.605
13-	25.233	94.1	31.842	14.835	111.6	14.275	29.704	85.7	1:55.889 (3)	77.26	1.349	10:42:37.494
14-	25.862	92.5	32.512	14.715	111.1	15.021	30.175	84.6	1:58.285	75.70	3.745	10:44:35.779
15-	26.457	85.9	33.928	16.086	107.5	16.030	34.008	82.3	2:06.509	70.78	11.969	10:46:42.288

P17 27		Ted WILKINSON					Honda - RMB Racing					
IDEAL LAP TIME : 1:54.081		BEST LAP TIME : 1:54.668					DIFFERENCE : 0.587					
LAP	SECTOR 1	SECTOR 2	SECTOR 3	SECTOR 4	SECTOR 5	LAP TIME	MPH	DIFF	TIME OF DAY			
1-	OUTLAP	65.6	39.931	16.666	103.5	17.270	34.451	82.8				10:17:21.813
2-	26.186	82.5	37.599	16.474	109.4	16.281	31.557	83.1	2:08.097	69.90	13.429	10:19:29.910
3-	26.263	78.0	36.828	16.109	112.2	15.845	30.708	85.5	2:05.753	71.20	11.085	10:21:35.663
4-	25.433	87.9	34.364	15.407	112.2	15.249	30.472	86.1	2:00.925	74.04	6.257	10:23:36.588
5-	25.087	89.5	33.475	15.310	112.2	15.463	30.547	85.5	1:59.882	74.69	5.214	10:25:36.470
6-	25.082	92.9	33.395	15.435	112.9	15.413	30.228	84.9	1:59.553	74.89	4.885	10:27:36.023
7-	24.923	94.2	33.449	15.261	111.2	15.259	30.254	87.0	1:59.146	75.15	4.478	10:29:35.169
8-	24.563	94.6	32.099	15.043	111.4	14.644	29.880	86.0	1:56.229 (3)	77.04	1.561	10:31:31.398
9-	24.364	96.5	31.223	14.887	111.6	14.382	29.812	86.4	1:54.668 (1)	78.09		10:33:26.066
10-	24.297	100.7	32.043	15.125	110.1	14.657	30.500	85.9	1:56.622	76.78	1.954	10:35:22.688
11-	24.409	98.3	32.407	15.092	109.4	14.657	29.941	86.4	1:56.506	76.85	1.838	10:37:19.194
12-	24.478	100.1	32.301	15.112	110.1	15.007	30.249	86.7	1:57.147	76.43	2.479	10:39:16.341
13-	24.469	96.9	32.709	15.260	111.1	14.766	30.193	86.8	1:57.397	76.27	2.729	10:41:13.738
14-	24.444	101.2	31.961	14.879	111.6	14.403	29.624	86.3	1:55.311 (2)	77.65	0.643	10:43:09.049
15-	25.898	102.1	31.821	14.555	112.7	14.529	30.838	86.1	1:57.641	76.11	2.973	10:45:06.690

P18 33		JJ CUNNINGHAM					Honda - Thorneycroft56 / JCRsupersport					
IDEAL LAP TIME : 1:54.369		BEST LAP TIME : 1:54.727					DIFFERENCE : 0.358					
LAP	SECTOR 1	SECTOR 2	SECTOR 3	SECTOR 4	SECTOR 5	LAP TIME	MPH	DIFF	TIME OF DAY			
1-	OUTLAP	70.1	40.134	16.621	108.0	17.239	34.302	83.9				10:17:26.127
2-	27.629	82.8	34.368	15.767	109.2	15.654	32.067	83.5	2:05.485	71.35	10.758	10:19:31.612
3-	26.811	80.3	35.028	16.048	111.8	15.818	31.254	85.3	2:04.959	71.65	10.232	10:21:36.571
4-	25.629	92.9	32.545	14.902	113.5	14.896	30.680	84.9	1:58.652	75.46	3.925	10:23:35.223
5-	25.502	96.0	31.824	14.989	112.2	14.720	30.428	84.7	1:57.463	76.23	2.736	10:25:32.686
6-	25.191	98.1	32.086	14.913	110.3	14.699	29.935	85.3	1:56.824	76.64	2.097	10:27:29.510
7-	24.959	98.3	31.351	14.961	112.2	14.667	29.511	86.4	1:55.449 (2)	77.56	0.722	10:29:24.959
8-	24.861	96.6	31.895	14.993	112.9	14.505	29.749	85.3	1:56.003	77.19	1.276	10:31:20.962
9-	24.853	96.9	31.935	15.053	112.5	14.308	29.715	84.5	1:55.864 (3)	77.28	1.137	10:33:16.826
10-	24.320	102.6	31.429	14.879	113.1	14.547	29.552	84.8	1:54.727 (1)	78.05		10:35:11.553
11-	24.626	100.4	31.388	15.579	107.3	14.623	29.985	84.2	1:56.201	77.06	1.474	10:37:07.754
12-	25.313	96.0	31.547	15.390	109.4	14.758	30.229	84.6	1:57.237	76.37	2.510	10:39:04.991
13-	24.927	98.2	31.858	15.039	109.6	14.336	30.256	84.3	1:56.416	76.91	1.689	10:41:01.407
14-	24.884	94.3	31.615	15.284	110.0	14.341	30.102	84.6	1:56.226	77.04	1.499	10:42:57.633
15-	25.640	98.2	32.019	14.988	111.1	16.665	31.221	78.5	2:00.533	74.29	5.806	10:44:58.166
16-	26.857	96.1	36.258	16.081	107.5	15.613	32.551	83.3	2:07.360	70.30	12.633	10:47:05.526

Weather / Track : Cloudy / Wet

Donington Park GP

Circuit Length = 2.4873 miles

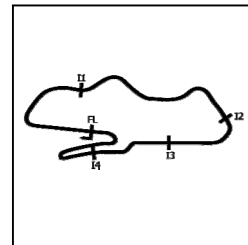
Start: 10:15 Flag 10:45 End: 10:47

MCRCB BULLETIN TK016

2021 Bennetts British Superbike Championship - Round 10

2021 Honda British Talent Cup

FREE PRACTICE 1 - SECTOR ANALYSIS



SECTOR 1 = FL to I1, SECTOR 2 = I1 to I2, SECTOR 3 = I2 to I3, SECTOR 4 = I3 to I4, SECTOR 5 = I4 to FL, DIFF = Difference To Personal Best Lap, P = Crossed Finish Line in Pit Lane, D = Time Disallowed

P19 65		Alexander ROWAN					Honda - Victoria House Mortimer Racing					
IDEAL LAP TIME : 1:53.835		BEST LAP TIME : 1:54.790					DIFFERENCE : 0.955					
LAP	SECTOR 1	SECTOR 2	SECTOR 3	SECTOR 4	SECTOR 5	LAP TIME	MPH	DIFF	TIME OF DAY			
1-	OUTLAP	76.9	35.040	15.604	114.1	15.684	33.609	84.7		10:17:45.881		
2-	25.731	86.4	33.079	14.903	116.9	14.674	31.580	87.1	1:59.967	74.64	5.177	10:19:45.848
3-	25.395	91.1	32.760	14.593	112.0	15.812	32.318	87.4	2:00.878	74.07	6.088	10:21:46.726
4-	25.590	93.0	33.105	15.295	115.9	14.979	30.901	87.0	1:59.870	74.70	5.080	10:23:46.596
5-	24.984	97.5	31.805	14.422	118.3	14.740	31.193	87.3	1:57.144	76.43	2.354	10:25:43.740
6-	24.805	94.3	32.329	14.692	117.1	14.472	30.083	87.6	1:56.381	76.94	1.591	10:27:40.121
7-	24.673	97.5	31.226	14.405	117.1	14.645	29.841	89.0	1:54.790 (1)	78.00		10:29:34.911
8-	24.478	95.4	31.222	14.578	117.5	14.660	30.233	86.5	1:55.171 (3)	77.74	0.381	10:31:30.082
9-	24.508	97.9	31.036	14.507	116.5	14.451	IN PIT		1:53.308 P	79.02		10:33:23.390
10-	OUTLAP	83.9	33.482	15.044	114.7	14.736	30.863	87.2	4:53.491	30.51	2:58.701	10:38:16.881
11-	25.251	91.3	31.975	14.823	115.5	14.705	30.121	86.4	1:56.875	76.61	2.085	10:40:13.756
12-	25.157	97.3	31.485	14.563	116.7	14.262	29.654	88.1	1:55.121 (2)	77.78	0.331	10:42:08.877
13-	24.639	95.8	31.553	14.675	116.3	14.427	30.413	86.4	1:55.707	77.38	0.917	10:44:04.584
14-	25.373	88.0	32.901	14.999	114.3	15.612	IN PIT		1:57.705 P	76.07	2.915	10:46:02.289

P20 55		Harrison DESOY					Honda - Thorneycroft56 Racing					
IDEAL LAP TIME : 1:54.589		BEST LAP TIME : 1:54.947					DIFFERENCE : 0.358					
LAP	SECTOR 1	SECTOR 2	SECTOR 3	SECTOR 4	SECTOR 5	LAP TIME	MPH	DIFF	TIME OF DAY			
1-	OUTLAP	66.3	40.709	17.322	91.6	18.228	36.310	83.6		10:17:31.992		
2-	27.689	75.8	35.359	15.832	108.7	16.497	33.702	84.7	2:09.079	69.37	14.132	10:19:41.071
3-	27.142	81.1	34.621	15.427	112.7	16.406	33.216	85.1	2:06.812	70.61	11.865	10:21:47.883
4-	26.767	86.7	34.243	15.296	113.3	15.838	32.411	84.7	2:04.555	71.89	9.608	10:23:52.438
5-	26.509	87.1	33.276	15.007	113.9	15.464	31.856	84.7	2:02.112	73.32	7.165	10:25:54.550
6-	26.106	87.3	32.716	15.076	113.1	15.652	IN PIT		2:01.701 P	73.57	6.754	10:27:56.251
7-	OUTLAP	83.2	33.372	15.027	109.2	15.182	31.264	84.0	5:18.107	28.14	3:23.160	10:33:14.358
8-	25.368	91.5	32.667	14.849	112.4	14.672	30.313	86.0	1:57.869	75.96	2.922	10:35:12.227
9-	25.067	96.6	32.583	14.968	111.6	14.565	30.976	85.4	1:58.159	75.78	3.212	10:37:10.386
10-	25.662	94.3	32.328	15.148	111.4	14.538	30.034	85.5	1:57.710 (3)	76.07	2.763	10:39:08.096
11-	25.212	94.2	32.213	14.903	112.4	14.308	29.755	85.9	1:56.391 (2)	76.93	1.444	10:41:04.487
12-	24.615	97.6	31.424	14.805	112.4	14.171	29.932	86.2	1:54.947 (1)	77.90		10:42:59.434
13-	24.690	99.5	31.834	14.624	114.9	16.442	32.208	85.7	1:59.798	74.74	4.851	10:44:59.232
14-	26.692	88.1	35.530	16.206	106.6	16.252	32.883	83.5	2:07.563	70.19	12.616	10:47:06.795

P21 34		James COOK					Honda - Wilson Racing					
IDEAL LAP TIME : 1:54.699		BEST LAP TIME : 1:55.021					DIFFERENCE : 0.322					
LAP	SECTOR 1	SECTOR 2	SECTOR 3	SECTOR 4	SECTOR 5	LAP TIME	MPH	DIFF	TIME OF DAY			
1-	OUTLAP	64.0	40.587	17.282	103.7	17.846	34.868	84.5		10:17:28.876		
2-	28.012	78.7	36.615	15.773	116.3	16.281	33.735	86.4	2:10.416	68.66	15.395	10:19:39.292
3-	27.317	83.8	35.146	15.759	116.3	15.736	31.109	87.1	2:05.067	71.59	10.046	10:21:44.359
4-	26.681	88.1	34.073	15.686	112.5	15.546	30.688	86.4	2:02.674	72.99	7.653	10:23:47.033
5-	26.297	91.5	32.588	15.386	114.1	15.336	IN PIT		2:00.393 P	74.37	5.372	10:25:47.426
6-	OUTLAP	92.6	33.063	15.316	113.1	15.613	30.609	84.9	2:27.671	60.63	32.650	10:28:15.097
7-	25.241	97.1	31.404	14.869	116.9	14.489	29.699	86.0	1:55.702 (2)	77.39	0.681	10:30:10.799
8-	24.789	100.0	31.092	14.740	114.7	14.441	29.959	86.0	1:55.021 (1)	77.85		10:32:05.820
9-	25.230	99.7	31.403	15.058	113.5	16.947	IN PIT		2:05.150 P	71.54	10.129	10:34:10.970
10-	OUTLAP	78.5	35.851	15.506	113.9	15.054	29.926	86.0	6:23.009	23.37	4:27.988	10:40:33.979
11-	25.373	97.2	31.310	15.114	112.5	14.633	29.637	86.8	1:56.067 (3)	77.14	1.046	10:42:30.046
12-	25.779	92.1	33.211	15.287	112.5	14.720	30.453	84.5	1:59.450	74.96	4.429	10:44:29.496
13-	27.948	77.7	36.535	16.572	107.2	17.491	36.983	76.0	2:15.529	66.07	20.508	10:46:45.025

Weather / Track : Cloudy / Wet

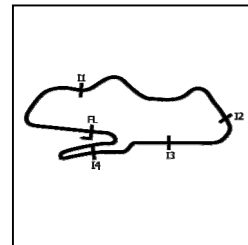
Donington Park GP
Circuit Length = 2.4873 miles
Start: 10:15 Flag 10:45 End: 10:47

MCRCB BULLETIN TK016

2021 Bennetts British Superbike Championship - Round 10

2021 Honda British Talent Cup

FREE PRACTICE 1 - SECTOR ANALYSIS



SECTOR 1 = FL to I1, SECTOR 2 = I1 to I2, SECTOR 3 = I2 to I3, SECTOR 4 = I3 to I4, SECTOR 5 = I4 to FL, DIFF = Difference To Personal Best Lap, P = Crossed Finish Line in Pit Lane, D = Time Disallowed

P22 23		Rhys STEPHENSON					Honda - Rocket Racing					
IDEAL LAP TIME : 1:54.347		BEST LAP TIME : 1:55.268					DIFFERENCE : 0.921					
LAP	SECTOR 1	SECTOR 2	SECTOR 3	SECTOR 4	SECTOR 5	LAP TIME	MPH	DIFF	TIME OF DAY			
1-	OUTLAP	86.8	34.368	15.143	112.2	15.290	31.184	85.5		10:17:05.801		
2-	26.444	85.4	32.866	14.555	113.1	15.072	29.914	84.2	1:58.851 (3)	75.34	3.583	10:19:04.652
3-	24.909	97.5	32.591	15.029	112.0	14.647	30.086	84.8	1:57.262 (2)	76.36	1.994	10:21:01.914
4-	25.042	97.5	31.743	14.433	113.5	14.818	29.232	85.9	1:55.268 (1)	77.68		10:22:57.182

P23 41		Luca HOPKINS					Honda - Wilson Racing					
IDEAL LAP TIME : 1:55.025		BEST LAP TIME : 1:55.674					DIFFERENCE : 0.649					
LAP	SECTOR 1	SECTOR 2	SECTOR 3	SECTOR 4	SECTOR 5	LAP TIME	MPH	DIFF	TIME OF DAY			
1-	OUTLAP	66.7	40.977	16.822	105.3	17.370	34.136	86.4				10:17:26.660
2-	27.463	75.6	35.733	15.445	114.3	15.974	31.181	86.0	2:05.796	71.18	10.122	10:19:32.456
3-	26.101	83.7	34.453	15.888	112.5	15.537	30.191	85.4	2:02.170	73.29	6.496	10:21:34.626
4-	25.404	94.7	33.381	15.356	112.7	15.404	29.998	86.4	1:59.543	74.90	3.869	10:23:34.169
5-	25.080	87.9	32.601	15.237	113.9	14.933	30.059	85.9	1:57.910	75.94	2.236	10:25:32.079
6-	25.273	84.7	32.296	15.058	114.1	14.664	29.741	85.7	1:57.032 (3)	76.51	1.358	10:27:29.111
7-	24.681	96.9	31.635	15.226	113.1	14.454	29.678	86.2	1:55.674 (1)	77.41		10:29:24.785
8-	24.648	97.3	31.914	15.133	113.7	14.590	29.491	85.8	1:55.776 (2)	77.34	0.102	10:31:20.561
9-	25.019	96.0	32.694	15.195	111.4	15.193	IN PIT		1:58.394 P	75.63	2.720	10:33:18.955
10-	OUTLAP	87.0	34.202	15.483	102.1	15.493	30.744	86.3	5:23.206	27.70	3:27.532	10:38:42.161
11-	26.123	90.8	33.908	15.114	114.3	14.646	29.573	86.1	1:59.364	75.01	3.690	10:40:41.525
12-	25.062	94.7	32.590	14.863	114.3	14.388	30.224	81.6	1:57.127	76.45	1.453	10:42:38.652
13-	25.027	96.4	33.091	14.939	113.9	15.135	30.772	86.1	1:58.964	75.27	3.290	10:44:37.616
14-	27.273	85.3	35.693	16.462	98.9	17.183	IN PIT		2:11.669 P	68.00	15.995	10:46:49.285

P24 12		Josh BANNISTER					Honda - Dunsley Heat Racing					
IDEAL LAP TIME : 1:56.130		BEST LAP TIME : 1:56.334					DIFFERENCE : 0.204					
LAP	SECTOR 1	SECTOR 2	SECTOR 3	SECTOR 4	SECTOR 5	LAP TIME	MPH	DIFF	TIME OF DAY			
1-	OUTLAP	70.4	37.652	15.492	113.1	15.722	32.416	85.7				10:17:13.498
2-	26.121	81.5	34.343	15.062	112.7	15.071	33.208	85.3	2:03.805	72.32	7.471	10:19:17.303
3-	26.391	81.9	34.398	15.183	112.0	15.203	31.603	83.7	2:02.778	72.93	6.444	10:21:20.081
4-	25.972	89.4	33.688	14.885	112.2	15.372	32.308	84.2	2:02.225	73.26	5.891	10:23:22.306
5-	26.163	92.3	32.802	15.334	111.1	15.073	31.522	84.2	2:00.894	74.06	4.560	10:25:23.200
6-	25.180	93.8	32.706	14.841	111.8	14.711	30.961	84.9	1:58.399	75.62	2.065	10:27:21.599
7-	25.490	93.8	32.596	14.747	112.2	14.699	30.960	82.3	1:58.492	75.57	2.158	10:29:20.091
8-	25.635	89.9	32.233	14.685	112.5	14.829	30.703	86.1	1:58.085	75.83	1.751	10:31:18.176
9-	25.127	95.1	31.931	14.949	110.7	14.822	30.828	84.8	1:57.657 (3)	76.10	1.323	10:33:15.833
10-	24.923	96.8	32.181	14.698	113.7	14.657	30.820	86.1	1:57.279 (2)	76.35	0.945	10:35:13.112
11-	24.845	98.3	32.713	15.136	111.4	14.854	31.220	85.2	1:58.768	75.39	2.434	10:37:11.880
12-	25.446	84.5	32.638	15.064	110.9	14.968	30.625	86.2	1:58.741	75.41	2.407	10:39:10.621
13-	24.845	96.1	31.635	14.828	112.4	14.454	30.572	84.8	1:56.334 (1)	76.97		10:41:06.955
14-	25.931	97.6	31.764	14.806	112.2	14.393	30.837	80.7	1:57.731	76.05	1.397	10:43:04.686
15-	26.221	91.9	32.321	15.123	110.3	15.259	32.328	82.0	2:01.252	73.84	4.918	10:45:05.938

Weather / Track : Cloudy / Wet

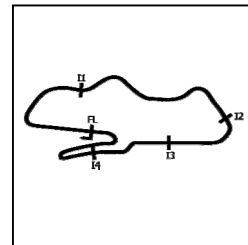
Donington Park GP
 Circuit Length = 2.4873 miles
 Start: 10:15 Flag 10:45 End: 10:47

MCRCB BULLETIN TK016

2021 Bennetts British Superbike Championship - Round 10

2021 Honda British Talent Cup

FREE PRACTICE 1 - SECTOR ANALYSIS



SECTOR 1 = FL to I1, SECTOR 2 = I1 to I2, SECTOR 3 = I2 to I3, SECTOR 4 = I3 to I4, SECTOR 5 = I4 to FL, DIFF = Difference To Personal Best Lap, P = Crossed Finish Line in Pit Lane, D = Time Disallowed

P25 37		Corey TINKER					Honda - CT Racing					
IDEAL LAP TIME : 1:56.365		BEST LAP TIME : 1:56.365					DIFFERENCE : 0.000					
LAP	SECTOR 1	SECTOR 2	SECTOR 3	SECTOR 4	SECTOR 5	LAP TIME	MPH	DIFF	TIME OF DAY			
1-	OUTLAP	77.6	37.384	16.427	103.5	17.616	IN PIT	P	10:17:29.053			
2-	OUTLAP	82.5	34.452	15.842	110.3	15.569	32.663	83.9	2:29.963	59.71	33.598	10:19:59.016
3-	27.263	83.1	33.445	15.564	111.2	15.062	31.419	85.2	2:02.753	72.94	6.388	10:22:01.769
4-	26.832	87.2	33.056	15.343	111.2	14.884	31.144	84.7	2:01.259	73.84	4.894	10:24:03.028
5-	26.018	91.4	32.842	15.334	111.6	14.677	30.839	85.2	1:59.710	74.80	3.345	10:26:02.738
6-	25.819	91.3	32.855	15.555	112.4	14.927	31.275	85.2	2:00.431	74.35	4.066	10:28:03.169
7-	25.688	94.3	32.204	15.282	110.7	14.529	30.506	85.7	1:58.209 (2)	75.75	1.844	10:30:01.378
8-	25.185	94.2	33.055	15.379	113.5	15.131	30.898	86.7	1:59.648	74.83	3.283	10:32:01.026
9-	25.773	91.1	33.350	15.247	110.3	14.816	IN PIT	P	1:59.936	74.66	3.571	10:34:00.962
10-	OUTLAP	82.0	34.457	15.553	110.3	15.619	32.035	85.4	4:35.517	32.50	2:39.152	10:38:36.479
11-	25.624	96.8	31.849	15.184	115.1	15.125	30.647	85.9	1:58.429 (3)	75.61	2.064	10:40:34.908
12-	24.975	97.8	31.847	15.051	112.0	14.368	30.124	86.5	1:56.365 (1)	76.95		10:42:31.273
13-	25.204	94.3	32.751	15.127	113.5	15.033	31.144	85.7	1:59.259	75.08	2.894	10:44:30.532
14-	27.532	82.6	35.594	16.355	106.6	17.221	35.724	83.3	2:12.426	67.61	16.061	10:46:42.958

P26 9		Bailey STUART-CAMPBELL					Honda - Team 151s					
IDEAL LAP TIME : 1:56.641		BEST LAP TIME : 1:56.811					DIFFERENCE : 0.170					
LAP	SECTOR 1	SECTOR 2	SECTOR 3	SECTOR 4	SECTOR 5	LAP TIME	MPH	DIFF	TIME OF DAY			
1-	OUTLAP	65.7	41.376	17.030	99.8	18.141	35.826	86.2				10:17:30.880
2-	27.138	84.9	36.345	16.073	116.7	16.632	33.644	86.7	2:09.832	68.96	13.021	10:19:40.712
3-	26.622	91.1	34.787	15.732	118.1	16.143	32.579	86.7	2:05.863	71.14	9.052	10:21:46.575
4-	26.210	89.7	33.579	15.664	117.9	15.740	32.868	85.7	2:04.061	72.17	7.250	10:23:50.636
5-	26.449	90.3	33.553	15.437	117.1	15.550	32.400	86.4	2:03.389	72.57	6.578	10:25:54.025
6-	25.506	97.8	33.104	15.565	116.3	15.467	32.176	87.1	2:01.818	73.50	5.007	10:27:55.843
7-	25.542	99.4	32.998	15.579	115.9	15.193	31.802	87.9	2:01.114	73.93	4.303	10:29:56.957
8-	25.430	97.5	32.751	15.284	116.7	15.616	31.425	87.3	2:00.506	74.30	3.695	10:31:57.463
9-	25.261	101.8	32.284	15.318	114.3	15.377	31.207	87.7	1:59.447	74.96	2.636	10:33:56.910
10-	25.048	101.9	32.273	15.317	115.3	15.150	31.765	86.7	1:59.553	74.89	2.742	10:35:56.463
11-	25.794	90.0	34.516	15.769	115.7	15.551	31.550	86.4	2:03.180	72.69	6.369	10:37:59.643
12-	25.306	94.6	32.468	15.317	114.7	15.076	30.643	86.9	1:58.810 (3)	75.36	1.999	10:39:58.453
13-	24.648	96.8	31.805	15.066	116.3	14.785	30.629	87.6	1:56.933 (2)	76.57	0.122	10:41:55.386
14-	24.388	102.2	31.857	15.034	116.1	14.792	30.740	86.8	1:56.811 (1)	76.65		10:43:52.197
15-	25.992	88.0	34.836	16.018	111.6	17.906	35.358	85.1	2:10.110	68.82	13.299	10:46:02.307

P27 22		Anthony EAGLE					Honda - Microlise Cresswell Racing					
IDEAL LAP TIME : 1:56.467		BEST LAP TIME : 1:57.177					DIFFERENCE : 0.710					
LAP	SECTOR 1	SECTOR 2	SECTOR 3	SECTOR 4	SECTOR 5	LAP TIME	MPH	DIFF	TIME OF DAY			
1-	OUTLAP	66.9	40.634	17.225	108.2	17.419	35.837	84.5				10:17:27.351
2-	27.310	72.3	37.155	15.983	112.7	16.359	34.631	84.3	2:11.438	68.12	14.261	10:19:38.789
3-	27.310	85.5	35.524	15.801	112.7	15.921	34.345	82.6	2:08.901	69.46	11.724	10:21:47.690
4-	26.502	86.8	34.914	15.623	113.1	16.002	IN PIT	P	2:06.492	70.79	9.315	10:23:54.182
5-	OUTLAP	89.8	33.843	15.315	111.1	15.221	31.952	84.7	3:48.713	39.15	1:51.536	10:27:42.895
6-	25.844	90.1	34.908	16.000	110.3	15.484	32.527	84.5	2:04.763	71.77	7.586	10:29:47.658
7-	25.724	93.5	33.276	15.093	110.7	15.386	31.215	84.5	2:00.694	74.19	3.517	10:31:48.352
8-	25.453	94.5	32.356	14.886	110.9	15.380	30.962	84.9	1:59.037	75.22	1.860	10:33:47.389
9-	25.069	98.3	32.080	14.931	109.8	15.071	31.395	84.9	1:58.546	75.53	1.369	10:35:45.935
10-	25.750	95.1	32.892	15.106	109.2	15.334	31.051	84.9	2:00.133	74.53	2.956	10:37:46.068
11-	25.185	101.3	31.584	15.035	108.9	15.003	31.152	84.9	1:57.959 (3)	75.91	0.782	10:39:44.027
12-	24.849	97.6	32.250	14.996	109.6	14.816	30.388	85.4	1:57.299 (2)	76.33	0.122	10:41:41.326
13-	24.922	95.0	31.730	14.877	110.0	14.769	30.879	84.4	1:57.177 (1)	76.41		10:43:38.503
14-	25.754	92.6	32.715	15.210	109.4	15.623	33.638	79.3	2:02.940	72.83	5.763	10:45:41.443

Weather / Track : Cloudy / Wet

Donington Park GP
 Circuit Length = 2.4873 miles
 Start: 10:15 Flag 10:45 End: 10:47

MCRCB BULLETIN TK016

2021 Bennetts British Superbike Championship - Round 10

2021 Honda British Talent Cup

FREE PRACTICE 1 - SECTOR ANALYSIS



SECTOR 1 = FL to I1, SECTOR 2 = I1 to I2, SECTOR 3 = I2 to I3, SECTOR 4 = I3 to I4, SECTOR 5 = I4 to FL, DIFF = Difference To Personal Best Lap, P = Crossed Finish Line in Pit Lane, D = Time Disallowed

P28 74		Carter BROWN					Honda - City Lifting by RS Racing					
IDEAL LAP TIME : 1:52.583		BEST LAP TIME : 1:57.547					DIFFERENCE : 4.964					
LAP	SECTOR 1	SECTOR 2	SECTOR 3	SECTOR 4	SECTOR 5	LAP TIME	MPH	DIFF	TIME OF DAY			
1-	OUTLAP	89.8	33.557	15.320	113.9	14.784	31.637	85.4		10:19:50.093		
2-	25.228	88.1	32.228	14.869	115.7	14.848	30.374	85.2	1:57.547 (1)	76.17	10:21:47.640	
3-	24.910	93.0	32.376	15.240	114.7	14.306	34.588	82.7	2:01.420 (2)	73.74	3.873	10:23:49.060
4-	24.818	96.8	30.884	14.546	115.9	14.188	IN PIT		2:45.512 P	54.10	47.965	10:26:34.572
5-	OUTLAP	89.1	33.015	15.529	111.6	14.812	29.668	85.4	9:54.978	15.05	7:57.431	10:36:29.550
6-	26.055	83.9	36.301	16.032	104.3	16.351	IN PIT		2:04.701 P	71.80	7.154	10:38:34.251
7-	OUTLAP	96.1	30.996	14.459	116.1	13.956	28.536	87.9	4:23.915	33.92	2:26.368	10:42:58.166

P29 4		Sullivan MOUNSEY					Honda - iForce Lloyd & Jones					
IDEAL LAP TIME : 1:57.673		BEST LAP TIME : 1:58.023					DIFFERENCE : 0.350					
LAP	SECTOR 1	SECTOR 2	SECTOR 3	SECTOR 4	SECTOR 5	LAP TIME	MPH	DIFF	TIME OF DAY			
1-	OUTLAP	65.5	40.713	16.936	109.4	17.224	IN PIT		P			10:20:34.597
2-	OUTLAP	80.5	36.184	15.807	112.4	15.948	32.621	86.4	18:07.067	8.23	16:09.044	10:38:41.664
3-	27.088	84.3	34.008	15.028	116.9	14.883	30.474	87.6	2:01.481 (3)	73.71	3.458	10:40:43.145
4-	25.395	89.9	32.136	14.876	115.7	14.956	30.660	88.0	1:58.023 (1)	75.87		10:42:41.168
5-	25.393	92.8	32.192	14.787	115.5	14.973	31.215	86.5	1:58.560 (2)	75.52	0.537	10:44:39.728
6-	25.919	89.4	32.712	15.216	113.9	16.264	33.701	86.0	2:03.812	72.32	5.789	10:46:43.540

P30 64		Clayton EDMUNDS					Honda - MJL Racing					
IDEAL LAP TIME : 1:55.839		BEST LAP TIME : 1:58.167					DIFFERENCE : 2.328					
LAP	SECTOR 1	SECTOR 2	SECTOR 3	SECTOR 4	SECTOR 5	LAP TIME	MPH	DIFF	TIME OF DAY			
1-	OUTLAP	58.2	42.675	18.730	89.4	18.207	36.400	82.3				10:18:56.581
2-	29.657	72.5	37.041	16.460	107.8	16.361	32.473	84.6	2:11.992	67.84	13.825	10:21:08.573
3-	28.915	74.2	34.963	16.118	108.4	15.367	IN PIT		2:08.930 P	69.45	10.763	10:23:17.503
4-	OUTLAP	89.4	35.934	15.958	109.6	15.706	32.156	82.4	2:42.632	55.05	44.465	10:26:00.135
5-	26.916	81.9	34.117	15.547	110.1	14.800	32.078	86.0	2:03.458	72.53	5.291	10:28:03.593
6-	26.503	93.7	33.883	15.747	111.2	14.707	31.460	85.8	2:02.300	73.21	4.133	10:30:05.893
7-	26.301	87.0	32.896	15.324	112.7	14.661	30.256	86.4	1:59.438 (2)	74.97	1.271	10:32:05.331
8-	26.389	89.5	32.979	15.125	112.9	15.321	IN PIT		2:02.774 P	72.93	4.607	10:34:08.105
9-	OUTLAP	89.9	33.096	15.461	110.3	14.905	31.718	84.6	2:34.541	57.94	36.374	10:36:42.646
10-	26.500	87.7	32.986	14.933	111.4	14.658	30.585	86.7	1:59.662 (3)	74.83	1.495	10:38:42.308
11-	26.256	86.9	32.805	15.104	110.9	14.751	29.251	87.3	1:58.167 (1)	75.77		10:40:40.475
12-	25.665	91.5	31.829	15.035	110.7	14.161	IN PIT		1:55.267 P	77.68		10:42:35.742
13-	OUTLAP	82.8	33.246	15.131	111.2	14.901	31.833	84.8	2:26.840	60.98	28.673	10:45:02.582
14-	28.224	79.0	36.749	18.064	101.8	16.279	33.434	83.9	2:12.750	67.45	14.583	10:47:15.332

P31 21		Troy JEFFREY					Honda - Stiggymotorsport					
IDEAL LAP TIME : 1:56.559		BEST LAP TIME : 1:58.636					DIFFERENCE : 2.077					
LAP	SECTOR 1	SECTOR 2	SECTOR 3	SECTOR 4	SECTOR 5	LAP TIME	MPH	DIFF	TIME OF DAY			
1-	OUTLAP	77.8	36.750	17.085	112.2	16.546	35.151	84.3				10:17:54.240
2-	27.469	85.9	35.533	15.775	113.1	15.803	33.734	85.2	2:08.314	69.78	9.678	10:20:02.554
3-	26.945	92.5	34.340	15.831	114.1	15.730	32.815	86.1	2:05.661	71.25	7.025	10:22:08.215
4-	25.830	93.2	33.465	15.451	114.9	15.406	32.400	83.1	2:02.552	73.06	3.916	10:24:10.767
5-	25.589	93.2	33.504	15.193	115.1	14.999	31.170	87.3	2:00.455	74.33	1.819	10:26:11.222
6-	25.308	90.5	33.049	15.332	114.3	15.189	31.533	81.2	2:00.411	74.36	1.775	10:28:11.633
7-	25.850	93.2	32.563	15.260	114.7	15.026	31.065	87.9	1:59.764	74.76	1.128	10:30:11.397
8-	24.884	98.5	32.886	15.401	103.5	15.504	30.607	86.7	1:59.282 (2)	75.06	0.646	10:32:10.679
9-	25.303	95.5	32.027	15.163	114.7	15.359	31.841	86.2	1:59.693 (3)	74.81	1.057	10:34:10.372
10-	27.065	89.0	36.739	18.069	95.1	17.180	IN PIT		2:12.927 P	67.36	14.291	10:36:23.299
11-	OUTLAP	92.1	34.110	15.691	113.5	15.462	30.878	86.2	2:54.777	51.23	56.141	10:39:18.076
12-	25.493	98.1	32.742	15.659	113.3	14.656	30.086	85.4	1:58.636 (1)	75.47		10:41:16.712
13-	25.222	101.5	32.032	14.906	115.9	16.139	31.574	86.7	1:59.873 D	74.69	1.237	10:43:16.585
14-	26.770	86.8	34.529	15.744	111.6	16.190	IN PIT		2:07.296 P	70.34	8.660	10:45:23.881

Weather / Track : Cloudy / Wet

Donington Park GP
 Circuit Length = 2.4873 miles
 Start: 10:15 Flag 10:45 End: 10:47

MCRCB BULLETIN TK016

2021 Bennetts British Superbike Championship - Round 10

2021 Honda British Talent Cup

FREE PRACTICE 1 - SECTOR ANALYSIS



SECTOR 1 = FL to I1, SECTOR 2 = I1 to I2, SECTOR 3 = I2 to I3, SECTOR 4 = I3 to I4, SECTOR 5 = I4 to FL, DIFF = Difference To Personal Best Lap, P = Crossed Finish Line in Pit Lane, D = Time Disallowed

P32 44		Lucas HILL					Honda - Ashcourt Racing						
IDEAL LAP TIME : 1:58.657		BEST LAP TIME : 1:59.106					DIFFERENCE : 0.449						
LAP	SECTOR 1	SECTOR 2	SECTOR 3	SECTOR 4	SECTOR 5	LAP TIME	MPH	DIFF	TIME OF DAY				
1-	OUTLAP	73.5	39.465	17.031	100.0	17.977	37.561	80.2		10:18:38.286			
2-	29.244	71.7	37.326	16.668	110.0	16.427	34.705	84.2	2:14.370	66.64	15.264	10:20:52.656	
3-	28.078	80.6	35.499	16.116	111.1	21.942	34.537	83.1	2:46.472	D	65.75	17.066	10:23:08.828
4-	26.829	82.0	34.878	16.847	109.2	16.716		IN PIT	2:12.916	P	67.36	13.810	10:25:21.744
5-	OUTLAP	79.5	35.183	16.142	110.7	16.380	33.531	83.2	3:16.070		45.66	1:16.964	10:28:37.814
6-	26.414	85.4	33.606	15.571	109.4	15.420	32.615	83.6	2:03.626		72.43	4.520	10:30:41.440
7-	26.083	87.1	33.918	16.178	109.4	15.687	31.977	84.5	2:03.843		72.30	4.737	10:32:45.283
8-	25.516	90.9	33.331	16.065	108.5	16.090	31.651	83.9	2:02.653		73.00	3.547	10:34:47.936
9-	25.199	90.5	32.394	15.182	110.7	15.323	31.008	85.2	1:59.106 (1)		75.18		10:36:47.042
10-	25.449	87.6	33.289	15.284	111.6	15.269	31.085	83.9	2:00.376	(2)	74.38	1.270	10:38:47.418
11-	25.725	88.6	33.550	15.666	109.6	15.193	30.799	85.4	2:00.933		74.04	1.827	10:40:48.351
12-	25.333	92.4	33.155	15.637	110.7	15.083	31.477	82.7	2:00.685	(3)	74.19	1.579	10:42:49.036
13-	26.417	86.0	33.911	15.550	111.2	15.416	32.806	83.6	2:04.100		72.15	4.994	10:44:53.136
14-	29.200	78.6	36.196	16.470	105.0	17.346	34.955	83.1	2:14.167		66.74	15.061	10:47:07.303

P33 66		Rossi DOBSON					Honda - WM Racing						
IDEAL LAP TIME : 1:59.233		BEST LAP TIME : 1:59.511					DIFFERENCE : 0.278						
LAP	SECTOR 1	SECTOR 2	SECTOR 3	SECTOR 4	SECTOR 5	LAP TIME	MPH	DIFF	TIME OF DAY				
1-	OUTLAP	70.9	40.217	17.185	105.8	16.890	35.777	82.4					10:17:25.963
2-	28.543	75.4	36.828	16.339	112.5	16.129	33.189	84.6	2:11.028		68.34	11.517	10:19:36.991
3-	27.132	84.3	35.241	15.864	112.7	15.504	32.385	83.6	2:06.126		70.99	6.615	10:21:43.117
4-	26.731	86.3	34.842	16.042	111.8	15.564	32.115	84.5	2:05.294		71.46	5.783	10:23:48.411
5-	26.273	87.1	33.885	15.693	112.9	15.402	31.580	83.8	2:02.833		72.89	3.322	10:25:51.244
6-	26.245	88.5	33.814	16.028	110.7	15.876	34.084	85.9	2:06.047		71.04	6.536	10:27:57.291
7-	26.146	87.0	33.391	15.751	112.2	16.002	31.176	83.8	2:02.466	(3)	73.11	2.955	10:29:59.757
8-	25.906	89.7	33.744	15.534	113.5	14.957	30.941	85.5	2:01.082	(2)	73.95	1.571	10:32:00.839
9-	25.715	90.8	35.447	15.661	112.0	15.593	31.732	86.2	2:04.148		72.12	4.637	10:34:04.987
10-	25.550	95.0	32.645	15.271	113.1	15.049	30.996	83.1	1:59.511 (1)		74.92		10:36:04.498
11-	26.863	85.0	34.579	15.813	110.7	15.339	31.320	84.7	2:03.914		72.26	4.403	10:38:08.412
12-	26.554	85.9	34.596	16.005	110.7	15.290	31.483	77.4	2:03.928		72.25	4.417	10:40:12.340
13-	28.023	88.5	33.586	15.546	112.2	14.977	30.810	86.3	2:02.942		72.83	3.431	10:42:15.282
14-	26.168	89.2	34.092	15.711	111.2	15.099	32.010	79.9	2:03.080		72.75	3.569	10:44:18.362
15-	29.535	78.1	38.094	17.361	104.2	17.210		IN PIT	2:21.298	P	63.37	21.787	10:46:39.660

P34 43		Ryan HITCHCOCK					Honda - Wilson Racing						
IDEAL LAP TIME : 2:00.323		BEST LAP TIME : 2:00.737					DIFFERENCE : 0.414						
LAP	SECTOR 1	SECTOR 2	SECTOR 3	SECTOR 4	SECTOR 5	LAP TIME	MPH	DIFF	TIME OF DAY				
1-	OUTLAP	70.3	40.359	16.752	102.4	17.619	34.428	84.3					10:17:27.855
2-	27.825	76.8	36.391	16.095	114.3	16.503	33.731	84.0	2:10.545		68.59	9.808	10:19:38.400
3-	26.791	88.8	34.939	15.726	113.7	16.031	32.393	83.7	2:05.880		71.13	5.143	10:21:44.280
4-	26.939	86.5	34.608	15.737	113.3	15.824		IN PIT	2:08.051	P	69.92	7.314	10:23:52.331
5-	OUTLAP	84.6	34.488	15.737	110.9	15.675	32.067	83.8	3:21.234		44.49	1:20.497	10:27:13.565
6-	26.304	94.1	33.689	15.669	111.2	15.644	32.023	83.8	2:03.329		72.60	2.592	10:29:16.894
7-	25.889	95.7	32.876	15.166	113.3	15.459	31.479	83.4	2:00.869	(2)	74.08	0.132	10:31:17.763
8-	25.953	89.4	33.611	15.438	110.3	15.717	31.115	83.9	2:01.834	(3)	73.49	1.097	10:33:19.597
9-	25.852	86.3	34.125	15.242	110.9	15.654		IN PIT	2:03.908	P	72.26	3.171	10:35:23.505
10-	OUTLAP	77.5	35.454	15.615	110.9	15.682	31.471	83.8	6:21.814		23.45	4:21.077	10:41:45.319
11-	25.727	93.7	33.088	15.207	111.8	15.439	31.276	83.3	2:00.737 (1)		74.16		10:43:46.056
12-	27.138	80.1	35.341	15.794	108.5	17.806		IN PIT	2:11.918	P	67.87	11.181	10:45:57.974

Weather / Track : Cloudy / Wet

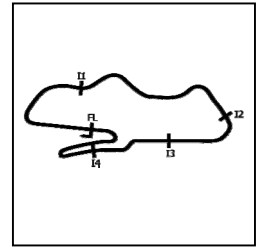
Donington Park GP
 Circuit Length = 2.4873 miles
 Start: 10:15 Flag 10:45 End: 10:47

MCRCB BULLETIN TK016

2021 Bennetts British Superbike Championship - Round 10

2021 Honda British Talent Cup

FREE PRACTICE 1 - SECTOR ANALYSIS



SECTOR 1 = FL to I1, SECTOR 2 = I1 to I2, SECTOR 3 = I2 to I3, SECTOR 4 = I3 to I4, SECTOR 5 = I4 to FL, DIFF = Difference To Personal Best Lap, P = Crossed Finish Line in Pit Lane, D = Time Disallowed

P35 71		Daniel GOODMAN					Honda - MLav VisionTrack Academy					
IDEAL LAP TIME : 2:00.804		BEST LAP TIME : 2:02.720					DIFFERENCE : 1.916					
LAP	SECTOR 1	SECTOR 2	SECTOR 3	SECTOR 4	SECTOR 5	LAP TIME	MPH	DIFF	TIME OF DAY			
1-	OUTLAP	61.7	40.596	16.424	104.0	16.339	34.558	82.6		10:18:05.220		
2-	28.926	69.7	38.538	16.910	104.2	15.910	33.286	82.0	2:13.570	67.03	10.850	10:20:18.790
3-	28.071	72.3	37.116	16.135	107.7	17.572	33.467	83.2	2:42.364 D	67.65	9.641	10:22:31.151
4-	27.839	74.0	36.563	16.040	106.8	15.872	32.612	83.9	2:08.926	69.45	6.206	10:24:40.077
5-	27.391	77.0	35.821	16.005	108.2	15.949	31.495	83.9	2:06.661	70.69	3.941	10:26:46.738
6-	27.272	76.6	35.479	15.744	108.7	15.577	IN PIT		2:06.581 P	70.74	3.861	10:28:53.319
7-	OUTLAP	81.4	36.076	16.082	107.8	15.636	32.219	81.7	4:13.461	35.32	2:10.741	10:33:06.780
8-	26.416	83.4	34.105	15.530	108.4	15.128	31.541	83.8	2:02.720 (1)	72.96		10:35:09.500
9-	26.344	84.6	34.671	15.292	108.4	15.341	32.751	83.3	2:04.399 (3)	71.98	1.679	10:37:13.899
10-	26.846	81.5	34.739	15.693	107.8	15.192	32.178	86.1	2:04.648	71.83	1.928	10:39:18.547
11-	26.362	83.4	35.282	15.997	111.2	14.819	30.983	83.6	2:03.443 (2)	72.53	0.723	10:41:21.990
12-	25.849	90.1	33.861	15.365	108.7	16.450	31.338	85.7	2:02.863 D	72.88	0.143	10:43:24.853
13-	27.304	78.0	35.698	15.547	107.8	16.348	35.993	78.8	2:10.890	68.41	8.170	10:45:35.743

P36 51		Holly HARRIS					Honda - MJL Racing					
IDEAL LAP TIME : 2:03.621		BEST LAP TIME : 2:04.160					DIFFERENCE : 0.539					
LAP	SECTOR 1	SECTOR 2	SECTOR 3	SECTOR 4	SECTOR 5	LAP TIME	MPH	DIFF	TIME OF DAY			
1-	OUTLAP	64.5	41.344	17.316	106.3	17.959	36.061	80.0				10:17:59.969
2-	30.685	68.2	41.796	17.409	98.3	17.864	34.945	81.1	2:22.699	62.75	18.539	10:20:22.668
3-	29.313	71.8	39.989	16.940	105.6	17.349	34.321	81.4	2:17.912	64.92	13.752	10:22:40.580
4-	29.319	72.2	38.865	17.540	104.8	17.955	IN PIT		2:20.209 P	63.86	16.049	10:25:00.789
5-	OUTLAP	78.3	36.218	16.474	110.9	16.840	33.216	84.0	2:39.167	56.25	35.007	10:27:39.956
6-	27.206	80.5	36.202	16.301	109.6	17.058	33.106	83.7	2:09.873	68.94	5.713	10:29:49.829
7-	26.872	81.4	36.396	16.393	109.4	16.498	33.054	84.7	2:09.213	69.29	5.053	10:31:59.042
8-	26.849	79.0	36.949	16.705	110.1	16.590	IN PIT		2:11.121 P	68.29	6.961	10:34:10.163
9-	OUTLAP	80.3	36.232	16.295	109.6	16.474	32.826	83.9	3:00.311	49.66	56.151	10:37:10.474
10-	26.690	81.6	36.219	16.613	109.4	15.893	32.084	85.2	2:07.499 (3)	70.23	3.339	10:39:17.973
11-	26.518	83.7	35.548	16.314	111.1	15.840	31.224	85.5	2:05.444 (2)	71.38	1.284	10:41:23.417
12-	25.791	84.7	34.765	16.001	111.4	15.958	31.645	84.7	2:04.160 (1)	72.12		10:43:27.577
13-	27.606	76.8	37.194	16.748	109.2	16.612	35.311	80.7	2:13.471	67.08	9.311	10:45:41.048

Weather / Track : Cloudy / Wet

Donington Park GP
 Circuit Length = 2.4873 miles
 Start: 10:15 Flag 10:45 End: 10:47

MCRCB BULLETIN TK017

2021 Bennetts British Superbike Championship - Round 10

2021 Honda British Talent Cup

FREE PRACTICE 1 - BEST SECTORS

SECTOR 1		SECTOR 2		SECTOR 3		SECTOR 4		SECTOR 5		IDEAL / BEST COMPARISON											
POS	NO	TIME	NO	TIME	NO	TIME	NO	TIME	NO	TIME	POS	NO	NAME	IDEAL	BEST	DIFF					
											PERFECT LAP		1:47.744								
1	67	O'G	23.192	67	O'G	29.130	67	O'G	13.985	67	O'G	13.335	67	O'G	28.102	1	67	O'GORMAN	1:47.744	1:48.000	0.256
2	52	BEL	23.592	24	BUC	29.771	24	BUC	14.244	7	LYO	13.634	40	COR	28.531	2	24	BUCHANAN	1:50.657	1:51.158	0.501
3	24	BUC	23.645	29	BRO	30.221	57	GAR	14.327	96	BAN	13.754	74	BRO	28.536	3	57	GARNESS	1:50.912	1:51.660	0.748
4	57	GAR	23.654	57	GAR	30.379	7	LYO	14.332	57	GAR	13.828	53	VEI	28.648	4	7	LYONS	1:50.952	1:51.600	0.648
5	5	JOH	23.684	48	WAL	30.402	53	VEI	14.341	29	BRO	13.897	96	BAN	28.711	5	53	VEJER	1:51.318	1:51.380	0.062
6	7	LYO	23.696	15	CRO	30.424	5	JOH	14.365	74	BRO	13.956	57	GAR	28.724	6	96	BANHAM	1:51.523	1:52.225	0.702
7	53	VEI	23.723	96	BAN	30.429	29	BRO	14.389	5	JOH	14.029	24	BUC	28.748	7	48	WALKER	1:51.630	1:51.774	0.144
8	48	WAL	23.734	7	LYO	30.435	65	ROW	14.405	52	BEL	14.114	7	LYO	28.855	8	5	JOHNSON	1:51.667	1:52.591	0.924
9	79	McC	24.015	5	JOH	30.448	40	COR	14.417	48	WAL	14.121	48	WAL	28.896	9	52	BELFORD	1:52.146	1:52.736	0.590
10	96	BAN	24.105	53	VEI	30.471	23	STE	14.433	53	VEI	14.135	52	BEL	29.081	10	29	BROWN	1:52.150	1:52.793	0.643
11	40	COR	24.205	40	COR	30.817	74	BRO	14.459	64	EDM	14.161	5	JOH	29.141	11	40	CORREA	1:52.301	1:52.529	0.228
12	15	CRO	24.228	52	BEL	30.818	48	WAL	14.477	55	DES	14.171	29	BRO	29.213	12	74	BROWN	1:52.583	1:57.547	4.964
13	27	WIL	24.297	74	BRO	30.884	96	BAN	14.524	79	McC	14.187	20	DUI	29.215	13	15	CROSBY	1:52.962	1:53.536	0.574
14	33	CUN	24.320	65	ROW	31.036	15	CRO	14.526	99	WIL	14.240	15	CRO	29.229	14	79	McCABE	1:53.743	1:53.765	0.022
15	9	STU	24.388	34	COO	31.092	61	MAC	14.533	24	BUC	14.249	23	STE	29.232	15	65	ROWAN	1:53.835	1:54.790	0.955
16	61	MAC	24.411	23	STE	31.126	52	BEL	14.541	65	ROW	14.262	64	EDM	29.251	16	61	MACKAY	1:53.870	1:53.924	0.054
17	29	BRO	24.430	61	MAC	31.193	27	WIL	14.555	20	DUI	14.275	99	WIL	29.266	17	27	WILKINSON	1:54.081	1:54.668	0.587
18	65	ROW	24.478	79	McC	31.199	79	McC	14.613	33	CUN	14.308	61	MAC	29.352	18	20	DUIN	1:54.123	1:54.540	0.417
19	99	WIL	24.504	27	WIL	31.223	55	DES	14.624	40	COR	14.331	41	HOP	29.491	19	99	WILLIS	1:54.136	1:54.432	0.296
20	55	DES	24.615	20	DUI	31.267	12	BAN	14.685	37	TIN	14.368	33	CUN	29.511	20	23	STEPHENSON	1:54.347	1:55.268	0.921
21	41	HOP	24.648	33	CUN	31.351	99	WIL	14.695	61	MAC	14.381	27	WIL	29.624	21	33	CUNNINGHAM	1:54.369	1:54.727	0.358
22	20	DUI	24.651	55	DES	31.424	20	DUI	14.715	27	WIL	14.382	34	COO	29.637	22	55	DESSOY	1:54.589	1:54.947	0.358
23	74	BRO	24.748	99	WIL	31.431	34	COO	14.740	41	HOP	14.388	65	ROW	29.654	23	34	COOK	1:54.699	1:55.021	0.322
24	34	COO	24.789	22	EAG	31.584	4	MOU	14.787	12	BAN	14.393	79	McC	29.729	24	41	HOPKINS	1:55.025	1:55.674	0.649
25	12	BAN	24.845	41	HOP	31.635	41	HOP	14.863	34	COO	14.441	55	DES	29.755	25	64	EDMUNDS	1:55.839	1:58.167	2.328
26	22	EAG	24.849	12	BAN	31.635	22	EAG	14.877	15	CRO	14.555	21	JEF	30.086	26	12	BANNISTER	1:56.130	1:56.334	0.204
27	21	JEF	24.884	9	STU	31.805	33	CUN	14.879	23	STE	14.647	37	TIN	30.124	27	37	TINKER	1:56.365	1:56.365	0.000
28	23	STE	24.909	64	EDM	31.829	21	JEF	14.906	21	JEF	14.656	22	EAG	30.388	28	22	EAGLE	1:56.467	1:57.177	0.710
29	37	TIN	24.975	37	TIN	31.847	64	EDM	14.933	22	EAG	14.769	4	MOU	30.474	29	21	JEFFREY	1:56.559	1:58.636	2.077
30	44	HIL	25.199	21	JEF	32.027	9	STU	15.034	9	STU	14.785	12	BAN	30.572	30	9	STUART-CAMPBELL	1:56.641	1:56.811	0.170
31	4	MOU	25.393	4	MOU	32.136	37	TIN	15.051	71	GOO	14.819	9	STU	30.629	31	4	MOUNSEY	1:57.673	1:58.023	0.350
32	66	DOB	25.550	44	HIL	32.394	43	HIT	15.166	4	MOU	14.883	44	HIL	30.799	32	44	HILL	1:58.657	1:59.106	0.449
33	64	EDM	25.665	66	DOB	32.645	44	HIL	15.182	66	DOB	14.957	66	DOB	30.810	33	66	DOBSON	1:59.233	1:59.511	0.278
34	43	HIT	25.727	43	HIT	32.876	66	DOB	15.271	44	HIL	15.083	71	GOO	30.983	34	43	HITCHCOCK	2:00.323	2:00.737	0.414
35	51	HAR	25.791	71	GOO	33.861	71	GOO	15.292	43	HIT	15.439	43	HIT	31.115	35	71	GOODMAN	2:00.804	2:02.720	1.916
36	71	GOO	25.849	51	HAR	34.765	51	HAR	16.001	51	HAR	15.840	51	HAR	31.224	36	51	HARRIS	2:03.621	2:04.160	0.539

Weather / Track : Cloudy / Wet

Donington Park GP

Circuit Length = 2.4873 miles

Start: 10:15 Flag 10:45 End: 10:47

Results can be found at www.tsl-timing.com

Printed - 10:51 Friday, 01 October 2021

MCRCB BULLETIN TK018**2021 Bennetts British Superbike Championship - Round 10****2021 Honda British Talent Cup****FREE PRACTICE 1 - BEST SPEEDS**

POS	INTERMEDIATE 1		INTERMEDIATE 2		INTERMEDIATE 3		INTERMEDIATE 4		FINISH LINE	
	NO	NAME MPH	NO	NAME MPH	NO	NAME MPH	NO	NAME MPH	NO	NAME MPH
1	67	O'GORMAN 110.9			65	ROWAN 118.3			40	CORREA 91.3
2	5	JOHNSON 108.4			67	O'GORMAN 118.1			57	GARNESS 90.9
3	52	BELFORD 107.8			9	STUART-CAMPBELL 118.1			53	VEIJER 90.6
4	57	GARNESS 107.2			53	VEIJER 117.7			67	O'GORMAN 89.2
5	15	CROSBY 107.2			57	GARNESS 116.9			79	McCABE 89.0
6	7	LYONS 106.5			52	BELFORD 116.9			65	ROWAN 89.0
7	48	WALKER 106.1			34	COOK 116.9			99	WILLIS 88.8
8	24	BUCHANAN 105.5			4	MOUNSEY 116.9			52	BELFORD 88.3
9	96	BANHAM 103.7			79	McCABE 116.1			61	MACKAY 88.3
10	61	MACKAY 103.5			61	MACKAY 116.1			4	MOUNSEY 88.0
11	33	CUNNINGHAM 102.6			74	BROWN 116.1			9	STUART-CAMPBELL 87.9
12	53	VEIJER 102.2			7	LYONS 115.9			74	BROWN 87.9
13	9	STUART-CAMPBELL 102.2			48	WALKER 115.9			21	JEFFREY 87.9
14	27	WILKINSON 102.1			40	CORREA 115.9			48	WALKER 87.8
15	29	BROWN 101.9			21	JEFFREY 115.9			64	EDMUNDS 87.3
16	21	JEFFREY 101.5			37	TINKER 115.1			34	COOK 87.1
17	22	EAGLE 101.3			99	WILLIS 114.9			24	BUCHANAN 87.0
18	79	McCABE 100.1			55	DESSOY 114.9			20	DUIN 87.0
19	99	WILLIS 100.0			5	JOHNSON 114.5			27	WILKINSON 87.0
20	34	COOK 100.0			29	BROWN 114.3			37	TINKER 86.7
21	55	DESSOY 99.5			41	HOPKINS 114.3			33	CUNNINGHAM 86.4
22	23	STEPHENSON 98.9			43	HITCHCOCK 114.3			41	HOPKINS 86.4
23	12	BANNISTER 98.3			96	BANHAM 113.7			66	DOBSON 86.3
24	65	ROWAN 97.9			12	BANNISTER 113.7			96	BANHAM 86.2
25	37	TINKER 97.8			24	BUCHANAN 113.5			15	CROSBY 86.2
26	41	HOPKINS 97.3			15	CROSBY 113.5			55	DESSOY 86.2
27	20	DUIN 97.2			33	CUNNINGHAM 113.5			12	BANNISTER 86.2
28	74	BROWN 96.8			23	STEPHENSON 113.5			5	JOHNSON 86.1
29	43	HITCHCOCK 95.7			66	DOBSON 113.5			71	GOODMAN 86.1
30	66	DOBSON 95.0			22	EAGLE 113.1			29	BROWN 86.0
31	40	CORREA 94.9			27	WILKINSON 112.9			23	STEPHENSON 85.9
32	64	EDMUNDS 93.7			64	EDMUNDS 112.9			7	LYONS 85.8
33	4	MOUNSEY 92.8			20	DUIN 112.7			51	HARRIS 85.5
34	44	HILL 92.4			44	HILL 111.6			22	EAGLE 85.4
35	71	GOODMAN 90.1			51	HARRIS 111.4			44	HILL 85.4
36	51	HARRIS 84.7			71	GOODMAN 111.2			43	HITCHCOCK 84.3

Weather / Track : Cloudy / Wet

Donington Park GP

Circuit Length = 2.4873 miles

Start: 10:15 Flag 10:45 End: 10:47

Results can be found at www.tsl-timing.com

Printed - 10:51 Friday, 01 October 2021

MCRCB BULLETIN TK019

2021 Bennetts British Superbike Championship - Round 10

2021 Honda British Talent Cup

FREE PRACTICE 1 - STATISTICS

Competitors Started 36
Planned Start 2021-10-01 @ 10:15:00.000
Actual Start 2021-10-01 @ 10:15:02.818
Finish Time 2021-10-01 @ 10:45:02.818
Track Length 2.4873mi.
Total Laps 486
Total Distance Covered 1208.8515mi.

Session Fastest Lap History

NO	NAME	LAP TIME	TIME OF DAY	LAP	VEHICLE
67	Casey O'GORMAN	1:54.982	10:19:01.847	2	Honda
67	Casey O'GORMAN	1:53.354	10:20:55.201	3	Honda
67	Casey O'GORMAN	1:52.131	10:22:47.332	4	Honda
67	Casey O'GORMAN	1:50.864	10:24:38.196	5	Honda
67	Casey O'GORMAN	1:50.164	10:26:28.360	6	Honda
67	Casey O'GORMAN	1:49.262	10:28:17.622	7	Honda
67	Casey O'GORMAN	1:48.949	10:33:47.582	10	Honda
67	Casey O'GORMAN	1:48.000	10:35:35.582	11	Honda

Flag History

TYPE	TIME OF DAY
GREEN	10:15:02.818
FINISH	10:45:02.818

Flag Statistics

TYPE	COUNT	TOTAL LAPS	TOTAL TIME
Green	1	16	32:46.795
Red	0	0	0.000
Safety Car	0	0	0.000
FCY	0	0	0.000

Weather / Track : Cloudy / Wet

Results can be found at www.tsl-timing.com

Donington Park GP
Circuit Length = 2.4873 miles
Start: 10:15 Flag 10:45 End: 10:47

Printed - 10:52 Friday, 01 October 2021

MCRCB BULLETIN TK020

2021 Bennetts British Superbike Championship - Round 10

2021 Honda British Talent Cup

FREE PRACTICE 1 - SESSION NOTES

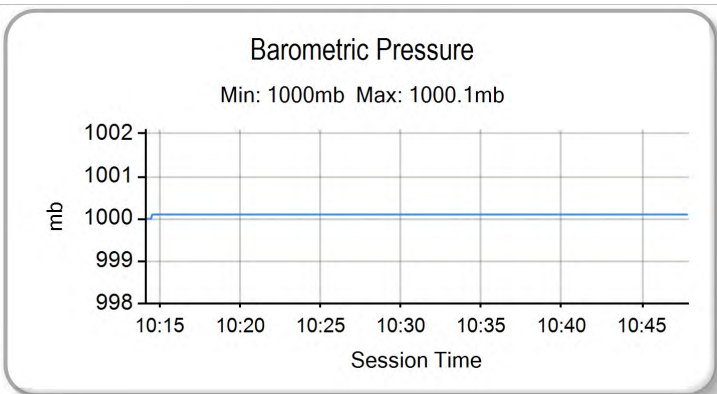
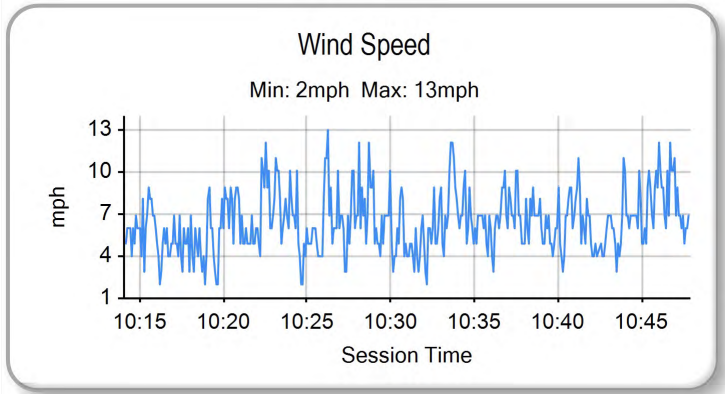
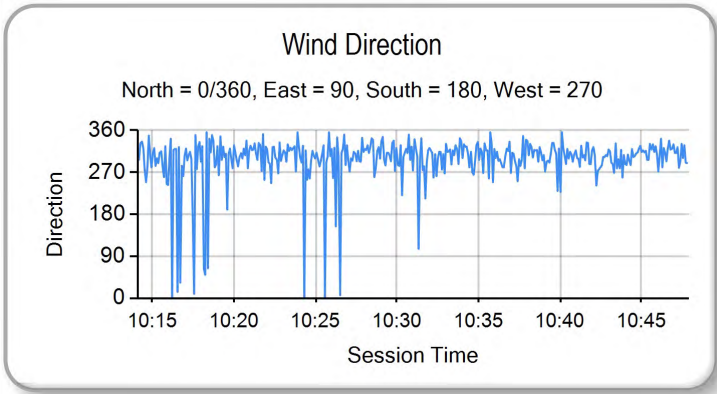
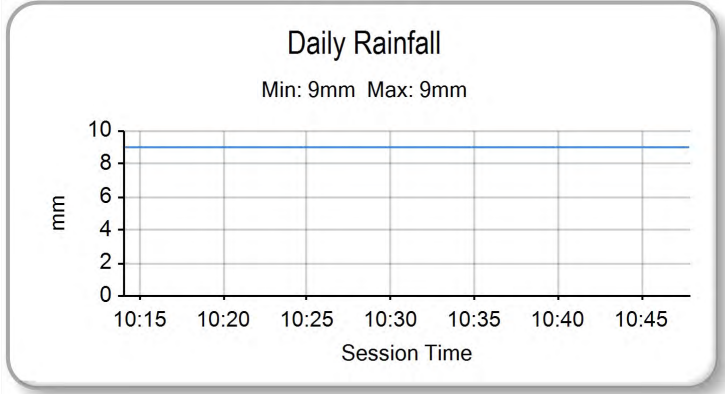
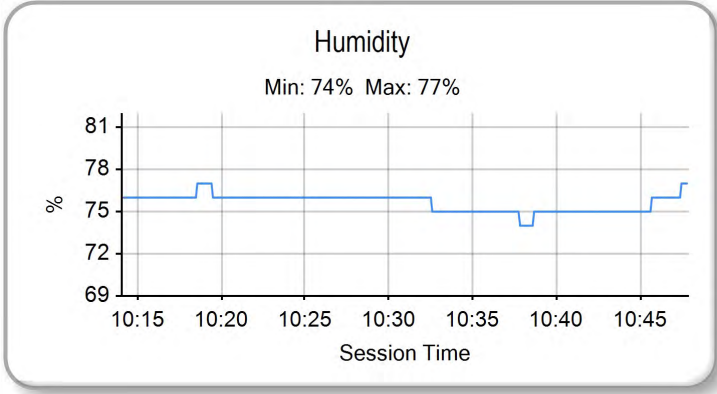
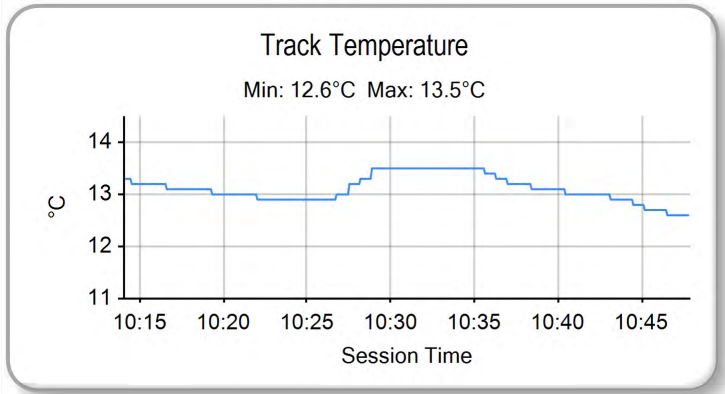
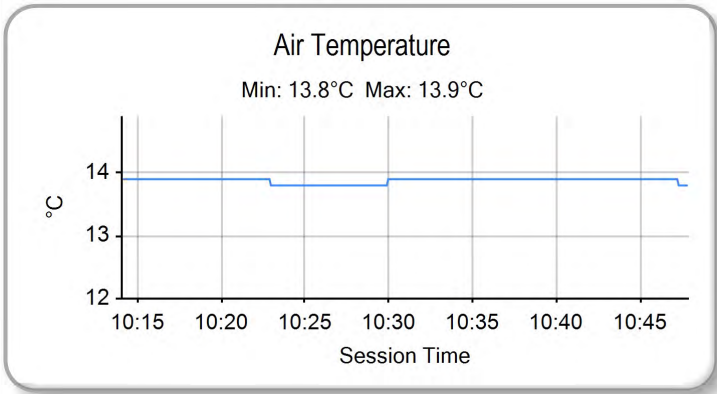
TIME	MESSAGE
10:22:04	NO. 71 - COURSE CUT - T9/T10 - LAP TIME CANCELLED
10:22:34	NO. 44 - COURSE CUT - T9/T10 - LAP TIME CANCELLED
10:24:38	NO. 5 - COURSE CUT - T9/T10 - LAP TIME CANCELLED
10:24:58	NO. 23 - STOPPED TECHNICAL PROBLEM AT T8
10:31:37	DROPS OF RAIN IN SECTOR 1
10:34:36	NO. 34 - COURSE CUT - T9/T10 - LAP TIME CANCELLED
10:35:52	NO. 29 - COURSE CUT - T9/T10 - LAP TIME CANCELLED
10:36:00	DROPS OF RAIN IN SECTOR 1
10:36:44	DROPS OF RAIN IN ALL SECTORS
10:37:03	DROPS OF RAIN IN SECTOR ALL
10:42:56	NO. 21, 71 - COURSE CUT - T9/T10 - LAP TIME CANCELLED
10:43:31	DROPS OF RAIN IN SECTOR ALL
10:45:14	NO. 24 FALLER AT T1 REDGATE - RIDER OK
10:45:54	NO. 74 - STOPPED TECHNICAL PROBLEM AT T9

MCRCB BULLETIN TK021

2021 Bennetts British Superbike Championship - Round 10

2021 Honda British Talent Cup

FREE PRACTICE 1 - WEATHER CONDITIONS



Weather / Track : Cloudy / Wet

Results can be found at www.tsl-timing.com

Donington Park GP
Circuit Length = 2.4873 miles
Start: 10:15 Flag 10:45 End: 10:47

Printed - 10:53 Friday, 01 October 2021

FREE PRACTICE 2 - CLASSIFICATION

POS	NO	NAME	NAT	ENTRY	TIME	ON	LAPS	GAP	DIFF	MPH
1	67	Casey O'GORMAN	GBR	Honda - Microlise Cresswell Racing	1:41.516	17	17			88.20
2	57	Johnny GARNES	GBR	Honda - City Lifting by RS Racing	1:42.757	15	15	1.241	1.241	87.14
3	7	Jamie LYONS	GBR	Honda - C&M Motors Ltd / Tooltec Racing	1:42.973	17	17	1.457	0.216	86.95
4	34	James COOK	GBR	Honda - Wilson Racing	1:43.164	16	17	1.648	0.191	86.79
5	74	Carter BROWN	GBR	Honda - City Lifting by RS Racing	1:43.266	11	16	1.750	0.102	86.71
6	4	Sullivan MOUNSEY	GBR	Honda - iForce Lloyd & Jones	1:43.300	18	18	1.784	0.034	86.68
7	9	Bailey STUART-CAMPBELL	GBR	Honda - Team 151s	1:43.445	16	17	1.929	0.145	86.56
8	24	Cormac BUCHANAN	NZL	Honda - Microlise Cresswell Racing	1:44.078	16	16	2.562	0.633	86.03
9	96	Rossi BANHAM	GBR	Honda - MJL Racing	1:44.340	8	16	2.824	0.262	85.81
10	48	Ollie WALKER	GBR	Honda - Moto Rapido / SP125 Racing	1:44.600	6	14	3.084	0.260	85.60
11	15	Harrison CROSBY	GBR	Honda - Banks Racing	1:44.610	8	14	3.094	0.010	85.59
12	52	Evan BELFORD	GBR	Honda - City Lifting by RS Racing	1:44.659	9	10	3.143	0.049	85.55
13	53	Kiyano VEIJER	NLD	Honda - Microlise Cresswell Racing	1:44.787	15	16	3.271	0.128	85.45
14	37	Corey TINKER	GBR	Honda - CT Racing	1:44.888	15	15	3.372	0.101	85.37
15	55	Harrison DESOY	GBR	Honda - Thorneycroft56 Racing	1:45.194	8	16	3.678	0.306	85.12
16	5	Mason JOHNSON	GBR	Honda - Johnson Racing	1:45.311	5	10	3.795	0.117	85.02
17	33	JJ CUNNINGHAM	GBR	Honda - Thorneycroft56 / JCRsupersport	1:45.330	16	17	3.814	0.019	85.01
18	29	Lucas BROWN	GBR	Honda - Amphibian Scaffolding / SP125 Racing	1:45.379	15	15	3.863	0.049	84.97
19	79	Harley McCABE	GBR	Honda - MLav VisionTrack Academy	1:45.838	16	17	4.322	0.459	84.60
20	65	Alexander ROWAN	GBR	Honda - Victoria House Mortimer Racing	1:45.863	16	17	4.347	0.025	84.58
21	43	Ryan HITCHCOCK	GBR	Honda - Wilson Racing	1:45.889	10	15	4.373	0.026	84.56
22	20	Maik DUIN	NLD	Honda - Ernst Dubbink Eveno Racing	1:45.921	14	16	4.405	0.032	84.53
23	12	Josh BANNISTER	GBR	Honda - Dunsley Heat Racing	1:46.200	5	17	4.684	0.279	84.31
24	41	Luca HOPKINS	GBR	Honda - Wilson Racing	1:46.416	16	16	4.900	0.216	84.14
25	40	Julian CORREA	USA	Honda - Microlise Cresswell Racing	1:46.727	15	17	5.211	0.311	83.90
26	21	Troy JEFFREY	GBR	Honda - Stiggymotorsport	1:46.848	8	14	5.332	0.121	83.80
27	27	Ted WILKINSON	GBR	Honda - RMB Racing	1:46.985	9	17	5.469	0.137	83.69
28	64	Clayton EDMUNDS	GBR	Honda - MJL Racing	1:47.110	14	15	5.594	0.125	83.60
29	66	Rossi DOBSON	GBR	Honda - WM Racing	1:47.188	15	17	5.672	0.078	83.53
30	99	Peter WILLIS	GBR	Honda - WM Racing	1:47.256	16	17	5.740	0.068	83.48
31	61	Harrison MACKAY	GBR	Honda - True Heroes Racing / Super Soco	1:47.369	16	16	5.853	0.113	83.39
32	44	Lucas HILL	GBR	Honda - Ashcourt Racing	1:47.819	16	16	6.303	0.450	83.05
33	22	Anthony EAGLE	UZB	Honda - Microlise Cresswell Racing	1:48.694	9	17	7.178	0.875	82.38
34	71	Daniel GOODMAN	GBR	Honda - MLav VisionTrack Academy	1:51.045	9	16	9.529	2.351	80.63
35	51	Holly HARRIS	GBR	Honda - MJL Racing	1:51.422	15	15	9.906	0.377	80.36

QUALIFYING LAPTIME (110.0% of 1:41.516) = 1:51.667

36	23	Rhys STEPHENSON	GBR	Honda - Rocket Racing			3			
----	----	-----------------	-----	-----------------------	--	--	---	--	--	--

#52 - Lap 2 time cancelled - Exceeded track limits at turn 7
 #44 - Lap 3 time cancelled - Course cut at turn 9/10
 #7 - Lap 11 time cancelled - Course cut at turn 9/10
 #37 - Lap 11 time cancelled - Exceeded track limits at turn 7
 #71 - Lap 11 & 14 time cancelled - Course cut at turn 9/10

Donington Park GP

Circuit Length = 2.4873 miles

Start: 15:05 Flag 15:35 End: 15:37

Weather / Track : Cloudy / Dry

These results are provisional until the conclusion of any judicial and technical matters.

Race Director :	Stewards :	Timekeeper : Richard Evans
-----------------	------------	----------------------------

Results can be found at www.britishsuperbike.com

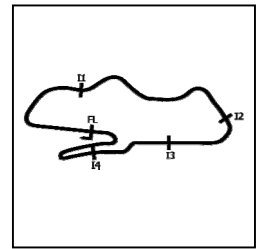
Printed - 15:38 Friday, 01 October 2021

MCRCB BULLETIN TK067

2021 Bennetts British Superbike Championship - Round 10

2021 Honda British Talent Cup

FREE PRACTICE 2 - SECTOR ANALYSIS



SECTOR 1 = FL to I1, SECTOR 2 = I1 to I2, SECTOR 3 = I2 to I3, SECTOR 4 = I3 to I4, SECTOR 5 = I4 to FL, DIFF = Difference To Personal Best Lap, P = Crossed Finish Line in Pit Lane, D = Time Disallowed

P1		67 Casey O'GORMAN					Honda - Microlise Cresswell Racing						
IDEAL LAP TIME : 1:41.390		BEST LAP TIME : 1:41.516					DIFFERENCE : 0.126						
LAP	SECTOR 1	SECTOR 2	SECTOR 3	SECTOR 4	SECTOR 5	LAP TIME	MPH	DIFF	TIME OF DAY				
1-	OUTLAP	110.0	29.891	14.070	120.4	14.612	28.710	91.6		15:07:04.260			
2-	22.971	110.3	28.438	13.637	118.7	13.126	27.521	89.0	1:45.693	84.72	4.177	15:08:49.953	
3-	22.449	117.1	27.686	13.505	121.7	12.713	27.261	91.6	1:43.614	86.42	2.098	15:10:33.567	
4-	23.552	104.8	29.433	13.861	117.1	13.560	IN PIT		1:46.213	P	84.30	4.697	15:12:19.780
5-	OUTLAP	109.4	30.362	14.175	117.3	13.574	30.519	90.4	2:16.947	65.38	35.431	15:14:36.727	
6-	22.338	116.9	27.593	13.412	120.0	12.783	27.405	89.3	1:43.531	86.49	2.015	15:16:20.258	
7-	22.397	114.9	27.234	13.468	121.3	12.824	26.917	91.5	1:42.840	87.07	1.324	15:18:03.098	
8-	22.291	112.9	27.469	13.575	118.3	12.719	26.663	90.3	1:42.717	87.17	1.201	15:19:45.815	
9-	22.150	116.9	27.080	13.472	121.1	12.723	26.707	90.9	1:42.132	87.67	0.616	15:21:27.947	
10-	22.126	119.1	27.505	13.676	117.7	12.720	26.706	89.7	1:42.733	87.16	1.217	15:23:10.680	
11-	22.122	118.3	27.088	13.552	117.5	12.613	26.665	91.1	1:42.040	87.75	0.524	15:24:52.720	
12-	23.534	108.2	27.877	14.164	112.2	14.121	27.809	90.3	1:47.505	83.29	5.989	15:26:40.225	
13-	22.003	119.1	27.052	13.538	117.7	12.729	26.712	88.3	1:42.034	87.75	0.518	15:28:22.259	
14-	22.033	119.4	27.040	13.615	116.3	12.652	26.597	89.3	1:41.937	(2)	87.84	0.421	15:30:04.196
15-	22.156	117.1	27.058	13.490	118.9	12.641	26.609	91.4	1:41.954	(3)	87.82	0.438	15:31:46.150
16-	22.398	114.5	27.273	13.453	118.5	12.674	28.423	90.6	1:44.221	85.91	2.705	15:33:30.371	
17-	21.921	116.7	27.024	13.422	119.4	12.436	26.713	90.0	1:41.516	(1)	88.20		15:35:11.887

P2		57 Johnny GARNES					Honda - City Lifting by RS Racing						
IDEAL LAP TIME : 1:42.745		BEST LAP TIME : 1:42.757					DIFFERENCE : 0.012						
LAP	SECTOR 1	SECTOR 2	SECTOR 3	SECTOR 4	SECTOR 5	LAP TIME	MPH	DIFF	TIME OF DAY				
1-	OUTLAP	91.9	31.856	14.644	119.1	13.660	29.383	91.3				15:06:57.359	
2-	23.154	108.7	29.721	13.616	122.6	13.312	28.219	91.8	1:48.022	82.89	5.265	15:08:45.381	
3-	22.790	109.1	28.721	13.564	123.3	13.430	28.047	92.3	1:46.552	84.03	3.795	15:10:31.933	
4-	22.533	113.1	28.385	13.479	120.9	13.002	27.619	92.1	1:45.018	85.26	2.261	15:12:16.951	
5-	22.598	113.1	28.476	13.620	121.5	12.815	27.545	91.8	1:45.054	85.23	2.297	15:14:02.005	
6-	22.363	116.9	27.988	13.441	122.2	12.706	27.393	93.3	1:43.891	(2)	86.19	1.134	15:15:45.896
7-	22.407	112.9	27.970	13.551	120.4	13.248	27.283	93.0	1:44.459	85.72	1.702	15:17:30.355	
8-	22.277	112.9	28.327	13.835	118.7	13.525	30.858	91.8	1:48.822	82.28	6.065	15:19:19.177	
9-	22.250	115.3	28.390	13.655	121.7	12.969	IN PIT		1:43.689	P	86.35	0.932	15:21:02.866
10-	OUTLAP	99.7	29.882	13.939	120.2	13.101	27.389	92.0	5:16.238	28.31	3:33.481	15:26:19.104	
11-	22.246	114.7	28.825	13.579	120.4	13.327	27.541	90.6	1:45.518	84.86	2.761	15:28:04.622	
12-	22.223	115.9	28.238	13.575	120.0	13.255	27.135	92.1	1:44.426	85.74	1.669	15:29:49.048	
13-	22.131	114.3	28.039	13.503	121.1	13.038	27.204	92.4	1:43.915	(3)	86.17	1.158	15:31:32.963
14-	22.665	114.1	28.166	13.698	118.1	13.025	27.726	92.1	1:45.280	85.05	2.523	15:33:18.243	
15-	22.051	115.7	27.651	13.402	122.4	12.718	26.935	93.2	1:42.757	(1)	87.14		15:35:01.000

P3		7 Jamie LYONS					Honda - C&M Motors Ltd / Tooltec Racing						
IDEAL LAP TIME : 1:42.915		BEST LAP TIME : 1:42.973					DIFFERENCE : 0.058						
LAP	SECTOR 1	SECTOR 2	SECTOR 3	SECTOR 4	SECTOR 5	LAP TIME	MPH	DIFF	TIME OF DAY				
1-	OUTLAP	106.0	29.706	14.558	113.5	14.432	29.142	86.9				15:07:08.018	
2-	23.245	107.5	29.035	14.136	116.7	13.436	27.921	86.7	1:47.773	83.08	4.800	15:08:55.791	
3-	23.398	107.5	28.401	14.338	112.9	13.400	27.377	86.4	1:46.914	83.75	3.941	15:10:42.705	
4-	22.686	116.9	28.013	13.756	115.1	12.973	28.022	87.6	1:45.450	84.91	2.477	15:12:28.155	
5-	22.801	113.7	28.281	13.828	115.3	12.889	27.677	86.3	1:45.476	84.89	2.503	15:14:13.631	
6-	22.583	116.7	27.746	13.691	114.1	13.170	27.475	86.3	1:44.665	85.55	1.692	15:15:58.296	
7-	22.635	117.1	27.747	13.749	113.3	13.048	27.553	86.0	1:44.732	85.49	1.759	15:17:43.028	
8-	22.607	116.9	27.562	13.676	114.9	12.811	27.190	86.5	1:43.846	(2)	86.22	0.873	15:19:26.874
9-	22.635	117.7	27.994	13.722	113.3	12.893	27.444	85.8	1:44.688	85.53	1.715	15:21:11.562	
10-	22.549	116.7	27.688	13.716	112.4	12.933	27.194	85.8	1:44.080	(3)	86.03	1.107	15:22:55.642
11-	23.823	108.0	30.047	15.423	88.5	14.938	30.967	82.9	1:55.498	D	77.73	12.225	15:24:50.840
12-	23.178	113.5	28.584	14.472	104.5	13.249	29.563	85.7	1:49.046	82.11	6.073	15:26:39.886	
13-	22.652	120.2	27.355	13.694	113.5	13.015	27.681	86.2	1:44.397	85.77	1.424	15:28:24.283	
14-	22.832	112.5	28.160	14.007	110.9	12.887	27.462	86.1	1:45.348	84.99	2.375	15:30:09.631	
15-	22.403	119.1	27.826	13.810	112.7	12.858	27.249	86.3	1:44.146	85.97	1.173	15:31:53.777	
16-	23.092	115.1	28.091	13.894	111.6	13.107	28.109	83.1	1:46.293	84.24	3.320	15:33:40.070	
17-	22.461	120.0	27.223	13.620	114.1	12.670	26.999	87.1	1:42.973	(1)	86.95		15:35:23.043

Weather / Track : Cloudy / Dry

Donington Park GP
Circuit Length = 2.4873 miles
Start: 15:05 Flag 15:35 End: 15:37

MCRCB BULLETIN TK067

2021 Bennetts British Superbike Championship - Round 10

2021 Honda British Talent Cup

FREE PRACTICE 2 - SECTOR ANALYSIS



SECTOR 1 = FL to I1, SECTOR 2 = I1 to I2, SECTOR 3 = I2 to I3, SECTOR 4 = I3 to I4, SECTOR 5 = I4 to FL, DIFF = Difference To Personal Best Lap, P = Crossed Finish Line in Pit Lane, D = Time Disallowed

P4 34		James COOK					Honda - Wilson Racing						
IDEAL LAP TIME : 1:43.144		BEST LAP TIME : 1:43.164					DIFFERENCE : 0.020						
LAP	SECTOR 1	SECTOR 2	SECTOR 3	SECTOR 4	SECTOR 5	LAP TIME	MPH	DIFF	TIME OF DAY				
1 -	OUTLAP	96.2	30.984	14.480	118.9	14.702	29.153	88.3		15:07:03.772			
2 -	23.273	115.7	29.105	13.847	116.1	13.447	27.972	88.0	1:47.644	83.18	4.480	15:08:51.416	
3 -	22.992	112.9	29.215	14.035	114.3	13.270	27.979	87.9	1:47.491	83.30	4.327	15:10:38.907	
4 -	22.958	117.9	29.619	14.036	109.4	13.654	28.708	88.3	1:48.975	82.16	5.811	15:12:27.882	
5 -	22.900	117.7	28.646	13.826	116.9	13.074	27.779	87.8	1:46.225	84.29	3.061	15:14:14.107	
6 -	22.997	109.8	28.192	13.761	115.5	13.201	27.527	87.8	1:45.678	84.73	2.514	15:15:59.785	
7 -	22.648	117.9	28.225	13.832	114.9	13.092	28.051	87.4	1:45.848	84.59	2.684	15:17:45.633	
8 -	22.614	117.9	28.047	13.864	114.9	12.986	27.460	87.2	1:44.971	85.30	1.807	15:19:30.604	
9 -	22.785	117.9	27.948	13.795	114.9	12.856	27.260	88.4	1:44.644	85.57	1.480	15:21:15.248	
10 -	22.574	118.7	28.569	13.696	114.7	12.909	27.430	87.0	1:45.178	85.13	2.014	15:23:00.426	
11 -	22.776	117.3	27.877	13.890	113.1	13.086	IN PIT		1:44.340	P	85.81	1.176	15:24:44.766
12 -	OUTLAP	105.5	28.477	13.853	115.1	13.363	27.352	87.2	2:05.491	71.35	22.327	15:26:50.257	
13 -	22.778	118.1	27.561	14.019	111.8	13.133	28.003	88.4	1:45.494	84.88	2.330	15:28:35.751	
14 -	22.521	118.7	27.883	13.753	114.3	12.859	27.235	88.0	1:44.251	85.89	1.087	15:30:20.002	
15 -	22.449	118.1	27.474	13.783	114.1	12.739	27.120	88.1	1:43.565 (3)	86.46	0.401	15:32:03.567	
16 -	22.293	119.1	27.455	13.584	114.5	12.719	27.113	87.8	1:43.164 (1)	86.79			15:33:46.731
17 -	22.320	116.5	27.519	13.564	117.3	12.850	27.293	88.5	1:43.546 (2)	86.47	0.382		15:35:30.277

P5 74		Carter BROWN					Honda - City Lifting by RS Racing						
IDEAL LAP TIME : 1:42.855		BEST LAP TIME : 1:43.266					DIFFERENCE : 0.411						
LAP	SECTOR 1	SECTOR 2	SECTOR 3	SECTOR 4	SECTOR 5	LAP TIME	MPH	DIFF	TIME OF DAY				
1 -		99.8	30.274	14.044	117.5	14.681	28.858	88.0				15:06:55.912	
2 -	22.715	109.8	28.741	13.998	115.5	13.536	27.944	88.5	1:46.934	83.73	3.668	15:08:42.846	
3 -	22.547	116.5	28.649	13.923	115.5	13.557	27.231	87.8	1:45.907	84.55	2.641	15:10:28.753	
4 -	22.391	113.1	28.533	13.827	114.9	13.344	27.858	88.6	1:45.953	84.51	2.687	15:12:14.706	
5 -	22.412	117.1	28.247	13.772	115.7	13.233	27.159	88.4	1:44.823	85.42	1.557	15:13:59.529	
6 -	22.423	117.7	27.824	13.591	116.5	13.245	27.125	89.1	1:44.208	85.92	0.942	15:15:43.737	
7 -	22.324	118.1	27.722	13.659	114.9	13.342	27.353	87.9	1:44.400	85.77	1.134	15:17:28.137	
8 -	23.568	104.6	28.823	14.051	114.1	13.819	33.405	88.5	1:53.666	78.77	10.400	15:19:21.803	
9 -	22.398	115.5	27.853	13.568	116.7	12.958	27.421	88.7	1:44.198	85.93	0.932	15:21:06.001	
10 -	22.306	117.9	27.678	13.680	116.3	12.849	26.994	89.1	1:43.507 (2)	86.51	0.241	15:22:49.508	
11 -	22.172	118.7	27.661	13.550	116.3	13.107	26.776	89.5	1:43.266 (1)	86.71			15:24:32.774
12 -	22.821	108.0	28.396	13.803	115.1	13.018	26.847	89.0	1:44.885	85.37	1.619	15:26:17.659	
13 -	22.150	118.7	28.553	14.309	110.9	13.799	IN PIT		1:43.574	P	86.45	0.308	15:28:01.233
14 -	OUTLAP	115.9	28.035	13.749	116.3	13.069	27.347	88.6	4:18.094	34.69	2:34.828		15:32:19.327
15 -	22.497	118.7	27.563	13.651	116.9	12.942	27.275	88.4	1:43.928	86.16	0.662	15:34:03.255	
16 -	22.271	115.7	27.951	13.640	115.7	12.816	27.178	89.1	1:43.856 (3)	86.21	0.590		15:35:47.111

Weather / Track : Cloudy / Dry

Donington Park GP
 Circuit Length = 2.4873 miles
 Start: 15:05 Flag 15:35 End: 15:37

MCRCB BULLETIN TK067

2021 Bennetts British Superbike Championship - Round 10

2021 Honda British Talent Cup

FREE PRACTICE 2 - SECTOR ANALYSIS



SECTOR 1 = FL to I1, SECTOR 2 = I1 to I2, SECTOR 3 = I2 to I3, SECTOR 4 = I3 to I4, SECTOR 5 = I4 to FL, DIFF = Difference To Personal Best Lap, P = Crossed Finish Line in Pit Lane, D = Time Disallowed

P6		4		Sullivan MOUNSEY				Honda - iForce Lloyd & Jones				
IDEAL LAP TIME : 1:43.227		BEST LAP TIME : 1:43.300				DIFFERENCE : 0.073						
LAP	SECTOR 1	SECTOR 2	SECTOR 3	SECTOR 4	SECTOR 5	LAP TIME	MPH	DIFF	TIME OF DAY			
1 -	OUTLAP	95.3	30.775	14.127	114.5	14.520	29.495	89.3		15:06:55.753		
2 -	23.309	107.2	29.232	13.652	118.9	13.921	28.433	89.9	1:48.547	82.49	5.247	15:08:44.300
3 -	23.040	105.5	28.695	13.854	114.3	13.701	28.143	89.0	1:47.433	83.34	4.133	15:10:31.733
4 -	23.055	107.5	28.460	13.453	118.3	13.193	27.532	90.5	1:45.693	84.72	2.393	15:12:17.426
5 -	22.616	111.1	28.295	13.459	119.8	12.988	27.406	90.9	1:44.764	85.47	1.464	15:14:02.190
6 -	22.542	113.1	28.118	13.535	117.7	13.112	27.517	90.1	1:44.824	85.42	1.524	15:15:47.014
7 -	22.662	111.8	28.418	13.613	116.3	13.317	27.642	89.0	1:45.652	84.75	2.352	15:17:32.666
8 -	22.634	112.9	28.603	13.578	116.7	13.277	27.290	89.0	1:45.382	84.97	2.082	15:19:18.048
9 -	22.530	114.9	28.291	13.462	118.1	13.029	27.420	89.3	1:44.732	85.49	1.432	15:21:02.780
10 -	22.575	111.6	28.480	13.687	115.9	13.116	27.566	89.5	1:45.424	84.93	2.124	15:22:48.204
11 -	22.450	114.3	28.107	13.574	115.3	13.188	27.045	90.5	1:44.364	85.80	1.064	15:24:32.568
12 -	22.368	110.9	28.348	13.766	114.5	13.245	26.951	89.5	1:44.678	85.54	1.378	15:26:17.246
13 -	22.293	113.7	29.056	14.000	112.5	13.306	27.519	89.1	1:46.174	84.33	2.874	15:28:03.420
14 -	22.487	114.9	28.435	13.773	113.3	13.161	27.044	89.8	1:44.900	85.36	1.600	15:29:48.320
15 -	22.343	115.5	28.138	13.777	115.1	12.949	27.050	89.5	1:44.257 (3)	85.88	0.957	15:31:32.577
16 -	22.400	117.3	28.151	13.677	115.3	13.081	26.977	90.0	1:44.286	85.86	0.986	15:33:16.863
17 -	22.282	112.0	27.969	13.621	115.9	12.984	26.833	90.5	1:43.689 (2)	86.35	0.389	15:35:00.552
18 -	22.315	115.5	27.979	13.457	118.1	12.690	26.859	90.3	1:43.300 (1)	86.68		15:36:43.852

P7		9		Bailey STUART-CAMPBELL				Honda - Team 151s				
IDEAL LAP TIME : 1:43.337		BEST LAP TIME : 1:43.445				DIFFERENCE : 0.108						
LAP	SECTOR 1	SECTOR 2	SECTOR 3	SECTOR 4	SECTOR 5	LAP TIME	MPH	DIFF	TIME OF DAY			
1 -	OUTLAP	92.0	30.656	14.268	117.7	14.432	28.808	87.7		15:07:10.814		
2 -	23.360	106.8	29.042	13.733	120.4	13.542	28.429	90.5	1:48.106	82.83	4.661	15:08:58.920
3 -	23.384	103.2	29.645	14.056	117.1	14.020	28.533	90.5	1:49.638	81.67	6.193	15:10:48.558
4 -	23.317	107.0	29.725	14.024	118.3	13.353	IN PIT		1:49.689 P	81.63	6.244	15:12:38.247
5 -	OUTLAP	109.8	28.894	13.965	117.5	13.407	27.880	89.7	2:03.263	72.64	19.818	15:14:41.510
6 -	23.131	107.0	28.557	13.775	117.5	13.440	27.519	89.5	1:46.422	84.14	2.977	15:16:27.932
7 -	22.749	116.7	28.080	13.863	117.5	13.057	28.135	90.9	1:45.884	84.56	2.439	15:18:13.816
8 -	22.910	112.4	29.208	14.018	116.5	13.219	27.575	89.9	1:46.930	83.74	3.485	15:20:00.746
9 -	22.759	117.5	28.045	13.811	117.7	12.967	27.245	89.8	1:44.827 (3)	85.42	1.382	15:21:45.573
10 -	22.463	116.7	28.553	13.892	116.3	13.126	27.196	90.0	1:45.230	85.09	1.785	15:23:30.803
11 -	22.541	117.5	27.919	13.836	116.5	13.000	26.856	90.5	1:44.152 (2)	85.97	0.707	15:25:14.955
12 -	23.164	111.4	29.021	14.093	114.5	13.231	27.579	89.1	1:47.088	83.61	3.643	15:27:02.043
13 -	22.978	108.9	28.878	14.130	114.7	13.404	27.630	89.8	1:47.020	83.67	3.575	15:28:49.063
14 -	22.777	114.3	28.171	13.780	114.1	13.337	27.852	90.0	1:45.917	84.54	2.472	15:30:34.980
15 -	22.452	110.7	28.327	13.718	117.5	13.152	27.903	90.0	1:45.552	84.83	2.107	15:32:20.532
16 -	22.289	118.7	27.715	13.624	117.7	12.865	26.952	89.8	1:43.445 (1)	86.56		15:34:03.977
17 -	22.508	111.8	28.993	13.901	116.7	12.853	26.991	90.4	1:45.246	85.08	1.801	15:35:49.223

Weather / Track : Cloudy / Dry

Donington Park GP
 Circuit Length = 2.4873 miles
 Start: 15:05 Flag 15:35 End: 15:37

MCRCB BULLETIN TK067

2021 Bennetts British Superbike Championship - Round 10

2021 Honda British Talent Cup

FREE PRACTICE 2 - SECTOR ANALYSIS



SECTOR 1 = FL to I1, SECTOR 2 = I1 to I2, SECTOR 3 = I2 to I3, SECTOR 4 = I3 to I4, SECTOR 5 = I4 to FL, DIFF = Difference To Personal Best Lap, P = Crossed Finish Line in Pit Lane, D = Time Disallowed

P8 24		Cormac BUCHANAN					Honda - Microlise Cresswell Racing						
IDEAL LAP TIME : 1:43.875		BEST LAP TIME : 1:44.078					DIFFERENCE : 0.203						
LAP	SECTOR 1	SECTOR 2	SECTOR 3	SECTOR 4	SECTOR 5	LAP TIME	MPH	DIFF	TIME OF DAY				
1-	OUTLAP	92.6	30.602	14.143	116.5	14.635	29.558	88.1		15:06:56.127			
2-	23.404	106.0	28.954	13.906	116.7	13.902	28.307	88.3	1:48.473	82.55	4.395	15:08:44.600	
3-	23.001	105.3	28.687	13.906	115.3	14.410	28.226	88.1	1:48.230	82.73	4.152	15:10:32.830	
4-	23.039	108.5	28.657	13.730	116.7	16.233		IN PIT	1:47.834	P	83.03	3.756	15:12:20.664
5-	OUTLAP	110.0	28.963	14.049	111.8	13.734	27.917	87.0	3:04.242	48.60	1:20.164	15:15:24.906	
6-	22.851	112.9	28.015	13.970	111.4	13.408	27.408	86.2	1:45.652	84.75	1.574	15:17:10.558	
7-	22.930	112.0	28.106	13.982	112.5	13.320	27.714	85.2	1:46.052	84.43	1.974	15:18:56.610	
8-	22.989	113.9	27.843	13.940	111.6	13.230	27.619	86.3	1:45.621	84.77	1.543	15:20:42.231	
9-	22.827	112.7	27.879	13.871	112.2	13.276	27.216	87.2	1:45.069	85.22	0.991	15:22:27.300	
10-	22.792	111.8	27.908	14.044	110.9	13.336	27.250	87.4	1:45.330	85.01	1.252	15:24:12.630	
11-	22.878	113.7	28.621	14.205	108.9	13.497		IN PIT	1:43.852	P	86.22		15:25:56.482
12-	OUTLAP	108.0	28.350	13.934	111.4	13.749	27.397	86.8	3:47.223	39.40	2:03.145	15:29:43.705	
13-	22.749	115.7	27.860	13.839	112.5	13.050	27.428	87.2	1:44.926	(3)	85.34	0.848	15:31:28.631
14-	22.727	113.9	27.667	13.849	112.9	12.987	27.242	87.2	1:44.472	(2)	85.71	0.394	15:33:13.103
15-	22.806	112.5	27.927	13.899	112.0	13.045	27.423	86.8	1:45.100		85.19	1.022	15:34:58.203
16-	22.645	114.3	27.661	13.933	112.2	12.866	26.973	87.7	1:44.078	(1)	86.03		15:36:42.281

P9 96		Rossi BANHAM					Honda - MJL Racing						
IDEAL LAP TIME : 1:43.548		BEST LAP TIME : 1:44.340					DIFFERENCE : 0.792						
LAP	SECTOR 1	SECTOR 2	SECTOR 3	SECTOR 4	SECTOR 5	LAP TIME	MPH	DIFF	TIME OF DAY				
1-	OUTLAP	95.3	30.378	14.277	117.3	14.587	27.856	86.0		15:07:01.747			
2-	22.873	114.5	28.391	13.779	115.5	13.399	27.634	86.8	1:46.076	84.41	1.736	15:08:47.823	
3-	22.765	112.7	28.399	13.788	115.9	13.281	27.786	86.7	1:46.019	84.46	1.679	15:10:33.842	
4-	22.852	111.6	28.238	13.453	118.7	13.328	27.651	86.2	1:45.522	84.85	1.182	15:12:19.364	
5-	22.628	116.7	27.939	13.631	117.3	12.998	27.266	86.9	1:44.462	(3)	85.71	0.122	15:14:03.826
6-	22.703	114.5	27.902	13.644	116.1	12.982	27.397	86.4	1:44.628	85.58	0.288	15:15:48.454	
7-	22.631	114.7	27.701	13.677	116.3	13.065	27.544	86.3	1:44.618	85.59	0.278	15:17:33.072	
8-	22.869	117.1	27.824	13.731	115.1	12.856	27.060	86.4	1:44.340	(1)	85.81		15:19:17.412
9-	22.747	116.1	28.382	13.736	114.9	12.841	27.550	85.3	1:45.256	85.07	0.916	15:21:02.668	
10-	23.207	113.9	28.750	13.864	115.9	12.842		IN PIT	1:47.695	P	83.14	3.355	15:22:50.363
11-	OUTLAP	108.0	28.204	13.809	115.5	13.240	27.498	86.1	3:30.102	42.61	1:45.762	15:26:20.465	
12-	22.664	113.1	27.996	13.780	114.7	13.045	27.947	86.9	1:45.432	84.93	1.092	15:28:05.897	
13-	22.856	113.9	28.152	13.869	112.9	13.031	27.306	86.0	1:45.214	85.10	0.874	15:29:51.111	
14-	22.529	115.7	27.705	13.735	115.3	12.957	28.389	84.2	1:45.315	85.02	0.975	15:31:36.426	
15-	23.075	113.9	27.875	13.799	114.9	13.071	27.377	86.8	1:45.197	85.12	0.857	15:33:21.623	
16-	22.648	115.7	27.665	13.744	114.7	13.008	27.377	86.7	1:44.442	(2)	85.73	0.102	15:35:06.065

P10 48		Ollie WALKER					Honda - Moto Rapido / SP125 Racing						
IDEAL LAP TIME : 1:44.222		BEST LAP TIME : 1:44.600					DIFFERENCE : 0.378						
LAP	SECTOR 1	SECTOR 2	SECTOR 3	SECTOR 4	SECTOR 5	LAP TIME	MPH	DIFF	TIME OF DAY				
1-		95.4	30.292	14.186	115.1	14.337	28.999	87.3		15:06:54.790			
2-	22.979	112.2	28.688	14.013	114.1	13.875	27.981	88.4	1:47.536	83.26	2.936	15:08:42.326	
3-	22.842	113.7	28.721	14.036	114.9	13.832	27.926	89.0	1:47.357	83.40	2.757	15:10:29.683	
4-	22.505	113.5	28.306	13.911	114.9	13.391	27.774	89.1	1:45.887	84.56	1.287	15:12:15.570	
5-	22.489	112.0	28.270	13.810	116.7	13.287	27.537	88.6	1:45.393	84.96	0.793	15:14:00.963	
6-	22.535	115.5	27.937	13.706	116.7	13.095	27.327	89.1	1:44.600	(1)	85.60		15:15:45.563
7-	22.366	115.3	27.932	13.698	117.5	13.271	27.480	88.6	1:44.747	(3)	85.48	0.147	15:17:30.310
8-	22.608	111.4	28.319	13.863	117.3	13.591		IN PIT	1:47.557	P	83.25	2.957	15:19:17.867
9-	OUTLAP	102.9	29.229	14.176	112.5	13.986	28.385	88.0	8:21.075	17.87	6:36.475	15:27:38.942	
10-	22.603	114.7	28.231	14.080	112.4	13.493	27.831	88.0	1:46.238	84.28	1.638	15:29:25.180	
11-	22.435	117.3	28.036	13.791	114.3	13.191	27.454	88.5	1:44.907	85.35	0.307	15:31:10.087	
12-	22.369	119.1	28.089	13.787	116.1	13.064	27.543	88.7	1:44.852	85.40	0.252	15:32:54.939	
13-	22.411	113.3	27.784	13.714	115.7	13.047	27.720	89.2	1:44.676	(2)	85.54	0.076	15:34:39.615
14-	22.444	110.9	28.041	14.014	115.1	13.097	27.416	89.2	1:45.012		85.27	0.412	15:36:24.627

Weather / Track : Cloudy / Dry

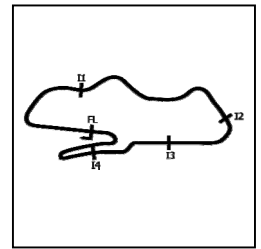
Donington Park GP
Circuit Length = 2.4873 miles
Start: 15:05 Flag 15:35 End: 15:37

MCRCB BULLETIN TK067

2021 Bennetts British Superbike Championship - Round 10

2021 Honda British Talent Cup

FREE PRACTICE 2 - SECTOR ANALYSIS



SECTOR 1 = FL to I1, SECTOR 2 = I1 to I2, SECTOR 3 = I2 to I3, SECTOR 4 = I3 to I4, SECTOR 5 = I4 to FL, DIFF = Difference To Personal Best Lap, P = Crossed Finish Line in Pit Lane, D = Time Disallowed

P11 15		Harrison CROSBY					Honda - Banks Racing					
IDEAL LAP TIME : 1:44.124		BEST LAP TIME : 1:44.610					DIFFERENCE : 0.486					
LAP	SECTOR 1	SECTOR 2	SECTOR 3	SECTOR 4	SECTOR 5	LAP TIME	MPH	DIFF	TIME OF DAY			
1-	OUTLAP	100.0	30.020	14.087	114.7	14.459	30.072	85.9		15:07:07.127		
2-	23.200	113.7	29.598	14.088	114.7	14.184	28.177	86.4	1:49.247	81.96	4.637	15:08:56.374
3-	23.101	116.1	29.027	14.053	113.3	13.511	27.891	84.9	1:47.583	83.23	2.973	15:10:43.957
4-	22.892	117.5	28.132	13.843	113.9	13.533	27.940	87.2	1:46.340	84.20	1.730	15:12:30.297
5-	22.900	116.3	27.901	13.772	114.9	13.266	27.337	87.3	1:45.176 (3)	85.13	0.566	15:14:15.473
6-	22.755	116.3	28.259	14.003	115.1	13.180	27.666	86.7	1:45.863	84.58	1.253	15:16:01.336
7-	22.631	120.4	28.158	13.747	113.9	13.406	27.405	86.0	1:45.347	84.99	0.737	15:17:46.683
8-	22.688	116.9	27.684	13.991	113.7	13.134	27.113	87.0	1:44.610 (1)	85.59		15:19:31.293
9-	23.548	107.8	32.089	15.339	101.5	14.510	IN PIT		1:52.993 P	79.24	8.383	15:21:24.286
10-	OUTLAP	105.6	29.598	14.210	110.1	13.754	28.137	84.6	7:48.567	19.11	6:03.957	15:29:12.853
11-	22.918	117.9	27.704	13.946	112.5	13.301	27.532	86.4	1:45.401	84.95	0.791	15:30:58.254
12-	22.616	118.9	28.446	13.885	112.9	13.254	27.444	86.9	1:45.645	84.75	1.035	15:32:43.899
13-	22.798	110.5	28.384	13.869	112.2	13.268	27.500	86.2	1:45.819	84.62	1.209	15:34:29.718
14-	22.784	116.7	27.514	14.272	111.4	13.249	27.209	87.2	1:45.028 (2)	85.25	0.418	15:36:14.746

P12 52		Evan BELFORD					Honda - City Lifting by RS Racing					
IDEAL LAP TIME : 1:43.935		BEST LAP TIME : 1:44.659					DIFFERENCE : 0.724					
LAP	SECTOR 1	SECTOR 2	SECTOR 3	SECTOR 4	SECTOR 5	LAP TIME	MPH	DIFF	TIME OF DAY			
1-	OUTLAP	101.0	31.042	14.605	115.3	13.670	29.277	90.0				15:06:57.507
2-	23.217	111.4	29.378	13.752	118.5	13.603	28.139	90.4	1:48.089 D	82.84	3.430	15:08:45.596
3-	22.790	110.1	28.783	13.730	118.7	13.843	27.727	89.5	1:46.873	83.78	2.214	15:10:32.469
4-	22.875	112.4	28.523	13.747	117.1	13.186	27.571	89.8	1:45.902 (3)	84.55	1.243	15:12:18.371
5-	22.515	115.7	28.256	13.819	116.1	12.969	28.405	81.7	1:45.964	84.50	1.305	15:14:04.335
6-	23.412	111.2	29.080	14.472	104.0	14.697	IN PIT		1:47.758 P	83.09	3.099	15:15:52.093
7-	OUTLAP	103.8	30.083	14.258	112.4	13.536	27.939	88.5	12:56.713	11.52	11:12.054	15:28:48.806
8-	22.742	113.9	28.114	13.939	114.1	13.206	27.355	89.3	1:45.356 (2)	84.99	0.697	15:30:34.162
9-	22.534	116.7	27.957	13.908	114.9	12.963	27.297	89.7	1:44.659 (1)	85.55		15:32:18.821
10-	22.256	118.3	27.689	13.847	114.5	13.088	IN PIT		1:42.099 P	87.70		15:34:00.920

P13 53		Kiyano VEIJER					Honda - Microlise Cresswell Racing					
IDEAL LAP TIME : 1:44.251		BEST LAP TIME : 1:44.787					DIFFERENCE : 0.536					
LAP	SECTOR 1	SECTOR 2	SECTOR 3	SECTOR 4	SECTOR 5	LAP TIME	MPH	DIFF	TIME OF DAY			
1-	OUTLAP	96.8	31.416	14.396	118.3	14.017	29.514	88.3				15:07:07.623
2-	23.527	102.7	30.450	14.002	120.2	14.083	28.759	91.1	1:50.821	80.80	6.034	15:08:58.444
3-	23.128	108.7	29.691	14.129	119.4	13.695	28.230	90.6	1:48.873	82.24	4.086	15:10:47.317
4-	22.962	108.5	29.221	14.292	112.5	13.864	27.764	91.4	1:48.103	82.83	3.316	15:12:35.420
5-	22.928	110.9	28.986	13.955	118.7	13.534	27.535	91.0	1:46.938	83.73	2.151	15:14:22.358
6-	23.165	105.3	29.180	13.852	119.4	13.434	27.636	91.6	1:47.267	83.47	2.480	15:16:09.625
7-	22.656	109.1	29.090	13.699	118.7	13.441	IN PIT		1:44.478 P	85.70		15:17:54.103
8-	OUTLAP	103.5	30.577	14.353	116.3	13.552	27.896	89.7	2:42.774	55.01	57.987	15:20:36.877
9-	23.430	102.7	31.057	15.111	102.2	13.997	27.628	90.9	1:51.223	80.50	6.436	15:22:28.100
10-	22.658	109.6	28.642	13.902	116.9	13.236	27.321	91.1	1:45.759 (3)	84.66	0.972	15:24:13.859
11-	22.688	110.5	28.539	14.023	116.5	13.294	27.543	87.4	1:46.087	84.40	1.300	15:25:59.946
12-	23.010	107.8	28.729	14.054	114.9	13.351	27.373	90.6	1:46.517	84.06	1.730	15:27:46.463
13-	22.882	107.3	30.046	15.122	102.6	14.440	IN PIT		1:48.174 P	82.77	3.387	15:29:34.637
14-	OUTLAP	109.6	28.833	13.802	118.1	13.088	27.271	90.9	2:05.932	71.10	21.145	15:31:40.569
15-	22.559	111.1	28.323	13.568	120.4	13.262	27.075	92.3	1:44.787 (1)	85.45		15:33:25.356
16-	22.421	111.1	28.324	13.680	119.4	12.864	27.522	89.9	1:44.811 (2)	85.43	0.024	15:35:10.167

Weather / Track : Cloudy / Dry

Donington Park GP
Circuit Length = 2.4873 miles
Start: 15:05 Flag 15:35 End: 15:37

MCRCB BULLETIN TK067

2021 Bennetts British Superbike Championship - Round 10

2021 Honda British Talent Cup

FREE PRACTICE 2 - SECTOR ANALYSIS



SECTOR 1 = FL to I1, SECTOR 2 = I1 to I2, SECTOR 3 = I2 to I3, SECTOR 4 = I3 to I4, SECTOR 5 = I4 to FL, DIFF = Difference To Personal Best Lap, P = Crossed Finish Line in Pit Lane, D = Time Disallowed

P14 37		Corey TINKER					Honda - CT Racing						
IDEAL LAP TIME : 1:44.435		BEST LAP TIME : 1:44.888					DIFFERENCE : 0.453						
LAP	SECTOR 1	SECTOR 2	SECTOR 3	SECTOR 4	SECTOR 5	LAP TIME	MPH	DIFF	TIME OF DAY				
1-	OUTLAP	90.4	31.433	14.791	108.9	14.059	29.062	85.5		15:07:19.434			
2-	23.880	107.5	29.040	14.250	111.4	13.721	28.243	87.2	1:49.134	82.05	4.246	15:09:08.568	
3-	23.262	111.2	28.863	13.962	112.4	13.442	27.954	87.2	1:47.483	83.31	2.595	15:10:56.051	
4-	23.099	112.7	28.126	13.762	113.5	13.380	28.132	88.4	1:46.499	84.08	1.611	15:12:42.550	
5-	23.628	102.2	29.512	14.490	112.4	14.185	28.392	87.1	1:50.207	81.25	5.319	15:14:32.757	
6-	23.172	112.0	28.929	13.951	117.3	14.004	28.708	88.5	1:48.764	82.32	3.876	15:16:21.521	
7-	23.493	104.3	29.007	14.155	113.9	13.606	IN PIT		1:50.229	P	81.23	5.341	15:18:11.750
8-	OUTLAP	90.0	30.083	14.631	102.4	14.616	28.490	86.5	4:34.441	32.62	2:49.553	15:22:46.191	
9-	23.491	110.3	28.675	14.095	110.9	13.461	27.588	88.5	1:47.310	83.44	2.422	15:24:33.501	
10-	22.924	112.0	28.658	14.183	115.1	13.487	28.099	89.1	1:47.351	83.41	2.463	15:26:20.852	
11-	23.037	106.8	28.076	13.937	112.5	13.265	27.710	87.9	1:46.025	D	84.45	1.137	15:28:06.877
12-	22.942	112.7	29.565	14.086	111.1	13.254	27.409	87.1	1:47.256	83.48	2.368	15:29:54.133	
13-	23.088	113.3	27.875	13.948	113.1	13.136	27.260	87.7	1:45.307	(2)	85.03	0.419	15:31:39.440
14-	22.750	114.5	27.896	13.835	115.7	13.531	27.470	89.5	1:45.482	(3)	84.89	0.594	15:33:24.922
15-	22.597	114.3	27.680	13.833	112.7	13.259	27.519	87.7	1:44.888	(1)	85.37		15:35:09.810

P15 55		Harrison DESOY					Honda - Thorneycroft56 Racing						
IDEAL LAP TIME : 1:44.567		BEST LAP TIME : 1:45.194					DIFFERENCE : 0.627						
LAP	SECTOR 1	SECTOR 2	SECTOR 3	SECTOR 4	SECTOR 5	LAP TIME	MPH	DIFF	TIME OF DAY				
1-	OUTLAP	90.9	32.257	14.887	112.0	14.538	29.610	85.8		15:07:03.201			
2-	23.558	107.8	29.964	14.139	113.7	13.468	28.157	87.0	1:49.286	81.93	4.092	15:08:52.487	
3-	23.405	113.1	29.269	14.099	113.7	13.322	27.464	88.7	1:47.559	83.25	2.365	15:10:40.046	
4-	22.948	112.2	29.072	13.858	115.1	13.486	29.026	87.9	1:48.390	82.61	3.196	15:12:28.436	
5-	22.882	109.6	28.805	13.820	114.7	13.102	27.820	87.8	1:46.429	84.13	1.235	15:14:14.865	
6-	23.096	114.5	28.330	13.811	115.7	13.149	27.608	88.1	1:45.994	84.48	0.800	15:16:00.859	
7-	22.885	116.3	28.640	13.563	116.1	13.287	27.611	88.1	1:45.986	84.48	0.792	15:17:46.845	
8-	22.710	114.5	27.957	13.679	116.3	13.175	27.673	87.7	1:45.194	(1)	85.12		15:19:32.039
9-	23.050	111.8	28.730	14.028	111.8	14.658	IN PIT		1:49.700	P	81.62	4.506	15:21:21.739
10-	OUTLAP	112.9	29.479	14.258	111.4	13.498	27.836	86.5	4:12.272	35.49	2:27.078	15:25:34.011	
11-	23.016	112.4	28.940	14.085	112.0	13.318	27.926	87.4	1:47.285	83.46	2.091	15:27:21.296	
12-	22.933	117.7	28.611	14.010	114.1	13.305	27.987	87.0	1:46.846	83.80	1.652	15:29:08.142	
13-	22.851	113.3	28.267	14.051	113.3	13.145	27.320	87.7	1:45.634	(3)	84.76	0.440	15:30:53.776
14-	23.201	112.2	29.355	14.125	112.9	13.225	27.418	87.6	1:47.324	83.43	2.130	15:32:41.100	
15-	22.989	110.3	28.327	14.133	112.5	13.269	27.366	86.9	1:46.084	84.40	0.890	15:34:27.184	
16-	22.728	117.9	28.157	13.939	112.2	13.173	27.235	87.4	1:45.232	(2)	85.09	0.038	15:36:12.416

P16 5		Mason JOHNSON					Honda - Johnson Racing						
IDEAL LAP TIME : 1:44.935		BEST LAP TIME : 1:45.311					DIFFERENCE : 0.376						
LAP	SECTOR 1	SECTOR 2	SECTOR 3	SECTOR 4	SECTOR 5	LAP TIME	MPH	DIFF	TIME OF DAY				
1-	OUTLAP	95.5	30.992	14.305	113.7	13.988	29.524	86.8		15:06:57.108			
2-	23.155	108.5	30.205	13.921	116.1	13.846	28.086	86.7	1:49.213	81.99	3.902	15:08:46.321	
3-	22.896	115.3	28.544	14.077	114.1	13.401	28.059	88.6	1:46.977	83.70	1.666	15:10:33.298	
4-	22.898	103.2	28.902	13.649	116.3	13.713	27.754	87.7	1:46.916	83.75	1.605	15:12:20.214	
5-	22.784	112.4	28.317	13.883	114.7	13.073	27.254	86.4	1:45.311	(1)	85.02		15:14:05.525
6-	22.807	119.6	28.626	14.044	113.1	13.153	27.677	86.5	1:46.307	(3)	84.23	0.996	15:15:51.832
7-	23.110	116.3	28.347	14.280	110.7	13.246	IN PIT		1:46.137	P	84.36	0.826	15:17:37.969
8-	OUTLAP	110.5	29.590	14.328	111.1	13.353	28.548	87.0	3:25.036	43.67	1:39.725	15:21:03.005	
9-	23.004	113.3	28.438	14.057	112.5	13.362	27.908	87.9	1:46.769	83.86	1.458	15:22:49.774	
10-	22.704	117.5	28.255	14.127	111.1	13.091	27.571	86.0	1:45.748	(2)	84.67	0.437	15:24:35.522

Weather / Track : Cloudy / Dry

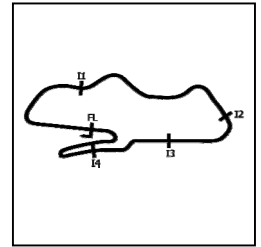
Donington Park GP
 Circuit Length = 2.4873 miles
 Start: 15:05 Flag 15:35 End: 15:37

MCRCB BULLETIN TK067

2021 Bennetts British Superbike Championship - Round 10

2021 Honda British Talent Cup

FREE PRACTICE 2 - SECTOR ANALYSIS



SECTOR 1 = FL to I1, SECTOR 2 = I1 to I2, SECTOR 3 = I2 to I3, SECTOR 4 = I3 to I4, SECTOR 5 = I4 to FL, DIFF = Difference To Personal Best Lap, P = Crossed Finish Line in Pit Lane, D = Time Disallowed

P17 33		JJ CUNNINGHAM					Honda - Thorneycroft56 / JCRsupersport						
IDEAL LAP TIME : 1:45.045		BEST LAP TIME : 1:45.330					DIFFERENCE : 0.285						
LAP	SECTOR 1	SECTOR 2	SECTOR 3	SECTOR 4	SECTOR 5	LAP TIME	MPH	DIFF	TIME OF DAY				
1-	OUTLAP	93.7	33.009	15.027	112.4	15.465	31.036	85.0		15:07:05.550			
2-	23.720	106.0	30.676	14.331	114.7	14.374	29.167	86.2	1:52.268	79.75	6.938	15:08:57.818	
3-	23.508	108.4	29.693	14.275	114.7	14.068	29.806	83.0	1:51.350	80.41	6.020	15:10:49.168	
4-	24.061	102.6	29.599	14.309	116.5	13.638	29.191	86.7	1:50.798	80.81	5.468	15:12:39.966	
5-	23.135	108.9	28.902	13.977	115.7	13.357	28.645	87.2	1:48.016	82.89	2.686	15:14:27.982	
6-	23.649	107.2	29.001	14.011	115.9	13.753	IN PIT		1:49.195	P	82.00	3.865	15:16:17.177
7-	OUTLAP	110.5	28.950	14.158	114.7	13.657	28.909	86.8	2:09.786	68.99	24.456	15:18:26.963	
8-	23.277	109.6	28.902	14.133	114.1	13.384	28.290	85.1	1:47.986	82.92	2.656	15:20:14.949	
9-	23.206	110.7	28.467	14.097	113.9	13.202	28.115	86.8	1:47.087	83.61	1.757	15:22:02.036	
10-	23.189	111.2	28.476	14.115	111.4	13.460	28.812	86.4	1:48.052	82.87	2.722	15:23:50.088	
11-	23.574	108.7	28.358	14.250	111.8	13.535	28.582	85.5	1:48.299	82.68	2.969	15:25:38.387	
12-	23.272	112.0	28.499	14.260	112.2	13.605	28.475	86.7	1:48.111	82.82	2.781	15:27:26.498	
13-	22.998	113.9	28.208	14.026	112.9	13.305	28.034	87.3	1:46.571	84.02	1.241	15:29:13.069	
14-	23.033	114.1	28.084	13.902	114.9	13.231	27.724	86.8	1:45.974	(2)	84.49	0.644	15:30:59.043
15-	22.788	115.1	28.348	13.906	116.1	13.601	27.501	87.7	1:46.144	(3)	84.36	0.814	15:32:45.187
16-	22.584	111.8	28.148	13.965	113.9	13.107	27.526	87.9	1:45.330	(1)	85.01		15:34:30.517
17-	22.636	114.3	27.952	14.040	112.0	13.106	28.436	82.8	1:46.170	84.34	0.840	15:36:16.687	

P18 29		Lucas BROWN					Honda - Amphibian Scaffolding / SP125 Racing						
IDEAL LAP TIME : 1:44.930		BEST LAP TIME : 1:45.379					DIFFERENCE : 0.449						
LAP	SECTOR 1	SECTOR 2	SECTOR 3	SECTOR 4	SECTOR 5	LAP TIME	MPH	DIFF	TIME OF DAY				
1-		95.1	30.543	14.801	110.1	14.643	29.346	87.1				15:06:55.020	
2-	23.462	109.1	28.784	14.248	112.7	13.765	28.347	87.0	1:48.606	82.44	3.227	15:08:43.626	
3-	23.530	109.1	28.627	14.168	111.4	14.014	28.465	87.7	1:48.804	82.29	3.425	15:10:32.430	
4-	23.281	110.3	28.429	13.843	116.1	13.387	28.056	87.8	1:46.996	83.68	1.617	15:12:19.426	
5-	23.507	109.4	28.767	14.153	116.3	13.235	IN PIT		1:46.040	P	84.44	0.661	15:14:05.466
6-	OUTLAP	106.0	29.738	14.197	113.1	13.514	27.861	87.3	2:31.896	58.95	46.517	15:16:37.362	
7-	23.278	108.7	28.444	14.082	113.7	13.574	27.668	86.9	1:47.046	83.65	1.667	15:18:24.408	
8-	23.540	106.8	28.291	13.959	114.1	13.473	27.263	87.6	1:46.526	84.05	1.147	15:20:10.934	
9-	23.098	111.8	28.061	13.753	115.3	13.147	27.965	87.2	1:46.024	(3)	84.45	0.645	15:21:56.958
10-	22.868	111.6	28.364	15.008	106.3	14.444	IN PIT		1:48.202	P	82.75	2.823	15:23:45.160
11-	OUTLAP	102.1	29.953	14.557	110.7	14.008	28.392	85.5	4:27.720	33.44	2:42.341	15:28:12.880	
12-	23.283	108.4	28.178	14.113	111.2	13.569	27.768	86.5	1:46.911	83.75	1.532	15:29:59.791	
13-	23.020	111.6	27.910	14.012	113.5	13.353	27.566	87.4	1:45.861	(2)	84.58	0.482	15:31:45.652
14-	23.400	104.8	28.552	13.895	115.3	13.292	27.690	87.9	1:46.829	83.82	1.450	15:33:32.481	
15-	23.004	110.0	27.899	13.964	114.3	13.216	27.296	87.7	1:45.379	(1)	84.97		15:35:17.860

P19 79		Harley McCABE					Honda - MLav VisionTrack Academy						
IDEAL LAP TIME : 1:45.540		BEST LAP TIME : 1:45.838					DIFFERENCE : 0.298						
LAP	SECTOR 1	SECTOR 2	SECTOR 3	SECTOR 4	SECTOR 5	LAP TIME	MPH	DIFF	TIME OF DAY				
1-	OUTLAP	95.8	30.469	14.256	119.6	14.949	30.157	89.2				15:07:06.245	
2-	23.323	107.5	30.499	14.183	116.9	13.980	28.543	89.5	1:50.528	81.01	4.690	15:08:56.773	
3-	23.213	106.8	29.481	13.993	117.1	13.584	28.128	89.3	1:48.399	82.60	2.561	15:10:45.172	
4-	22.817	110.3	29.295	13.964	115.7	13.383	28.094	89.9	1:47.553	83.25	1.715	15:12:32.725	
5-	22.976	110.7	29.259	14.004	117.5	13.337	28.204	90.4	1:47.780	83.08	1.942	15:14:20.505	
6-	23.064	108.2	28.932	13.906	116.3	13.432	27.807	90.0	1:47.141	83.57	1.303	15:16:07.646	
7-	23.030	107.3	29.207	14.012	116.3	13.397	27.743	89.8	1:47.389	83.38	1.551	15:17:55.035	
8-	23.111	109.2	29.174	13.873	117.1	13.399	28.039	89.8	1:47.596	83.22	1.758	15:19:42.631	
9-	22.940	110.0	28.869	13.899	116.5	13.201	27.541	90.4	1:46.450	(3)	84.11	0.612	15:21:29.081
10-	22.826	111.6	28.611	13.843	116.7	13.233	27.826	89.9	1:46.339	(2)	84.20	0.501	15:23:15.420
11-	23.009	111.2	28.923	14.120	114.3	13.252	27.922	89.2	1:47.226	83.51	1.388	15:25:02.646	
12-	23.069	110.5	29.407	14.140	113.5	13.467	27.995	89.5	1:48.078	82.85	2.240	15:26:50.724	
13-	23.015	112.4	28.697	14.307	113.9	13.642	27.714	89.9	1:47.375	83.39	1.537	15:28:38.099	
14-	22.995	112.9	28.774	14.183	114.1	13.283	27.222	90.3	1:46.457	84.11	0.619	15:30:24.556	
15-	22.769	110.3	28.653	13.882	115.7	13.258	27.954	90.0	1:46.516	84.06	0.678	15:32:11.072	
16-	22.751	111.8	28.528	13.856	115.5	13.196	27.507	89.9	1:45.838	(1)	84.60		15:33:56.910
17-	22.990	112.5	28.575	13.988	115.9	13.328	27.579	88.8	1:46.460	84.11	0.622	15:35:43.370	

Weather / Track : Cloudy / Dry

Donington Park GP
Circuit Length = 2.4873 miles
Start: 15:05 Flag 15:35 End: 15:37

MCRCB BULLETIN TK067

2021 Bennetts British Superbike Championship - Round 10

2021 Honda British Talent Cup

FREE PRACTICE 2 - SECTOR ANALYSIS



SECTOR 1 = FL to I1, SECTOR 2 = I1 to I2, SECTOR 3 = I2 to I3, SECTOR 4 = I3 to I4, SECTOR 5 = I4 to FL, DIFF = Difference To Personal Best Lap, P = Crossed Finish Line in Pit Lane, D = Time Disallowed

P20 65		Alexander ROWAN					Honda - Victoria House Mortimer Racing					
IDEAL LAP TIME : 1:45.423		BEST LAP TIME : 1:45.863					DIFFERENCE : 0.440					
LAP	SECTOR 1	SECTOR 2	SECTOR 3	SECTOR 4	SECTOR 5	LAP TIME	MPH	DIFF	TIME OF DAY			
1-	OUTLAP	89.0	31.403	14.303	117.1	15.315	30.258	88.1		15:07:05.971		
2-	24.013	101.6	30.299	14.229	110.7	14.407	29.340	89.3	1:52.288	79.74	6.425	15:08:58.259
3-	24.283	97.8	29.732	13.954	112.5	14.266	29.305	89.2	1:51.540	80.28	5.677	15:10:49.799
4-	23.721	95.3	29.215	13.690	118.9	13.690	28.889	89.4	1:49.205	81.99	3.342	15:12:39.004
5-	23.066	105.8	28.815	13.737	115.9	13.848	28.993	89.8	1:48.459	82.56	2.596	15:14:27.463
6-	23.020	100.9	29.166	13.643	118.5	13.473	28.503	89.9	1:47.805	83.06	1.942	15:16:15.268
7-	22.942	103.0	28.852	14.075	117.3	13.440	28.329	90.1	1:47.638	83.19	1.775	15:18:02.906
8-	23.044	104.0	28.928	14.038	115.7	13.650	28.574	89.8	1:48.234	82.73	2.371	15:19:51.140
9-	23.263	107.5	29.075	14.045	114.9	13.658	28.593	89.3	1:48.634	82.42	2.771	15:21:39.774
10-	22.947	109.2	28.848	14.048	115.1	13.534	28.497	89.3	1:47.874	83.00	2.011	15:23:27.648
11-	22.909	108.7	28.572	13.869	115.9	13.434	28.327	89.7	1:47.111	83.59	1.248	15:25:14.759
12-	23.679	108.2	28.910	14.024	111.1	13.652	27.838	89.4	1:48.103	82.83	2.240	15:27:02.862
13-	22.699	109.4	28.555	14.143	115.7	13.624	28.039	89.2	1:47.060	83.63	1.197	15:28:49.922
14-	22.638	110.3	28.145	13.872	116.3	13.557	27.797	89.7	1:46.009 (3)	84.46	0.146	15:30:35.931
15-	22.817	106.3	28.155	13.684	117.9	13.249	28.028	89.4	1:45.933 (2)	84.52	0.070	15:32:21.864
16-	22.632	107.0	28.488	13.718	116.7	13.271	27.754	89.9	1:45.863 (1)	84.58		15:34:07.727
17-	22.924	104.0	28.545	13.833	116.1	13.321	28.052	89.2	1:46.675	83.94	0.812	15:35:54.402

P21 43		Ryan HITCHCOCK					Honda - Wilson Racing					
IDEAL LAP TIME : 1:45.113		BEST LAP TIME : 1:45.889					DIFFERENCE : 0.776					
LAP	SECTOR 1	SECTOR 2	SECTOR 3	SECTOR 4	SECTOR 5	LAP TIME	MPH	DIFF	TIME OF DAY			
1-	OUTLAP	94.3	30.148	14.075	115.3	13.831	29.090	87.3		15:07:09.115		
2-	23.167	107.7	29.524	13.946	118.5	14.455	28.963	87.9	1:50.055	81.36	4.166	15:08:59.170
3-	23.588	95.3	29.299	13.988	116.9	13.955	27.761	88.4	1:48.591	82.46	2.702	15:10:47.761
4-	23.110	101.6	28.864	13.931	115.5	13.847	28.662	88.8	1:48.414	82.59	2.525	15:12:36.175
5-	23.097	109.6	28.271	13.911	116.9	13.624	27.632	88.7	1:46.535	84.05	0.646	15:14:22.710
6-	22.957	105.5	28.530	13.682	115.7	13.503	27.739	88.8	1:46.411	84.14	0.522	15:16:09.121
7-	22.833	109.6	28.478	13.629	115.7	13.677	27.627	88.6	1:46.244 (3)	84.28	0.355	15:17:55.365
8-	22.949	107.8	28.625	13.786	114.7	13.192	27.836	87.0	1:46.388	84.16	0.499	15:19:41.753
9-	22.930	111.4	28.038	13.819	114.3	13.593	27.835	87.2	1:46.215 (2)	84.30	0.326	15:21:27.968
10-	22.840	107.7	27.884	13.835	114.5	13.459	27.871	87.0	1:45.889 (1)	84.56		15:23:13.857
11-	22.944	110.7	27.875	13.859	112.9	13.554	IN PIT		1:50.059 P	81.36	4.170	15:25:03.916
12-	OUTLAP	102.7	29.444	14.274	111.8	13.900	28.842	86.9	2:36.773	57.11	50.884	15:27:40.689
13-	22.973	109.6	28.215	14.033	112.4	13.552	28.561	87.7	1:47.334	83.42	1.445	15:29:28.023
14-	23.170	109.4	28.177	14.091	113.3	13.337	28.052	86.8	1:46.827	83.82	0.938	15:31:14.850
15-	22.790	110.5	28.128	13.915	114.3	13.466	IN PIT		2:28.041 P	60.48	42.152	15:33:42.891

P22 20		Maik DUIN					Honda - Ernst Dubbink Eveno Racing					
IDEAL LAP TIME : 1:45.154		BEST LAP TIME : 1:45.921					DIFFERENCE : 0.767					
LAP	SECTOR 1	SECTOR 2	SECTOR 3	SECTOR 4	SECTOR 5	LAP TIME	MPH	DIFF	TIME OF DAY			
1-	OUTLAP	99.1	30.770	14.521	111.6	14.937	30.021	86.7		15:06:56.782		
2-	23.333	105.8	29.681	14.045	112.7	14.025	28.835	86.9	1:49.919	81.46	3.998	15:08:46.701
3-	23.373	108.5	29.195	14.245	112.2	13.596	27.864	87.1	1:48.273	82.70	2.352	15:10:34.974
4-	23.281	112.4	29.118	14.118	110.0	14.114	27.960	86.7	1:48.591	82.46	2.670	15:12:23.565
5-	23.605	112.4	29.866	14.499	111.1	13.923	28.374	87.0	1:50.267	81.20	4.346	15:14:13.832
6-	23.098	115.3	28.655	13.811	113.9	13.303	27.825	87.6	1:46.692	83.92	0.771	15:16:00.524
7-	22.865	115.3	28.556	13.979	111.4	13.528	27.867	87.1	1:46.795	83.84	0.874	15:17:47.319
8-	22.868	117.1	28.766	14.011	111.8	13.369	27.534	87.0	1:46.548 (3)	84.04	0.627	15:19:33.867
9-	23.014	115.5	28.900	13.993	109.8	13.684	30.398	86.0	1:49.989	81.41	4.068	15:21:23.856
10-	23.788	112.0	30.050	14.031	111.8	19.283	IN PIT		1:55.981 P	77.20	10.060	15:23:19.837
11-	OUTLAP	101.9	29.716	14.409	107.7	13.965	28.258	87.4	2:58.217	50.24	1:12.296	15:26:18.054
12-	22.919	115.7	28.762	14.088	109.8	13.698	28.148	86.2	1:47.615	83.20	1.694	15:28:05.669
13-	22.870	117.1	28.546	14.066	110.5	13.284	27.622	86.3	1:46.388 (2)	84.16	0.467	15:29:52.057
14-	22.783	115.3	27.931	14.184	111.1	13.445	27.578	86.9	1:45.921 (1)	84.53		15:31:37.978
15-	22.664	117.3	29.078	13.951	111.4	13.651	27.464	86.9	1:46.808	83.83	0.887	15:33:24.786
16-	23.446	112.0	28.426	13.897	112.5	13.356	27.661	87.2	1:46.786	83.85	0.865	15:35:11.572

Weather / Track : Cloudy / Dry

Donington Park GP
Circuit Length = 2.4873 miles
Start: 15:05 Flag 15:35 End: 15:37

MCRCB BULLETIN TK067

2021 Bennetts British Superbike Championship - Round 10

2021 Honda British Talent Cup

FREE PRACTICE 2 - SECTOR ANALYSIS



SECTOR 1 = FL to I1, SECTOR 2 = I1 to I2, SECTOR 3 = I2 to I3, SECTOR 4 = I3 to I4, SECTOR 5 = I4 to FL, DIFF = Difference To Personal Best Lap, P = Crossed Finish Line in Pit Lane, D = Time Disallowed

P23 12		Josh BANNISTER					Honda - Dunsley Heat Racing					
IDEAL LAP TIME : 1:45.426		BEST LAP TIME : 1:46.200					DIFFERENCE : 0.774					
LAP	SECTOR 1	SECTOR 2	SECTOR 3	SECTOR 4	SECTOR 5	LAP TIME	MPH	DIFF	TIME OF DAY			
1-	98.5	30.439	14.491	110.0	14.609	29.709	87.1		15:06:55.389			
2-	23.320	102.7	29.284	13.963	113.9	14.139	28.847	87.9	1:49.553	81.73	3.353	15:08:44.942
3-	22.988	109.1	28.680	13.727	114.9	14.327	28.529	88.5	1:48.251	82.71	2.051	15:10:33.193
4-	22.875	103.2	28.606	13.683	116.3	13.606	27.691	88.4	1:46.461 (3)	84.11	0.261	15:12:19.654
5-	23.012	112.0	28.779	13.778	116.5	13.144	27.487	88.4	1:46.200 (1)	84.31		15:14:05.854
6-	22.732	112.4	28.542	13.939	113.5	13.279	27.753	87.8	1:46.245 (2)	84.28	0.045	15:15:52.099
7-	23.065	111.8	28.380	14.025	113.5	13.972	28.524	86.4	1:47.966	82.93	1.766	15:17:40.065
8-	23.358	104.8	28.637	14.036	112.4	13.428	27.738	88.0	1:47.197	83.53	0.997	15:19:27.262
9-	22.871	110.3	28.473	13.909	113.9	13.411	28.088	87.4	1:46.752	83.88	0.552	15:21:14.014
10-	23.435	109.8	29.457	13.862	115.7	13.439	27.628	88.3	1:47.821	83.04	1.621	15:23:01.835
11-	23.181	110.5	28.452	13.927	112.0	13.482	28.046	86.2	1:47.088	83.61	0.888	15:24:48.923
12-	23.470	107.3	28.627	14.289	109.6	13.517	27.850	86.0	1:47.753	83.10	1.553	15:26:36.676
13-	23.071	108.9	28.626	14.138	108.9	13.518	27.876	86.9	1:47.229	83.50	1.029	15:28:23.905
14-	23.045	112.0	28.636	13.978	111.8	13.301	28.003	87.2	1:46.963	83.71	0.763	15:30:10.868
15-	22.946	110.7	28.495	14.037	111.8	13.325	27.883	85.9	1:46.686	83.93	0.486	15:31:57.554
16-	23.176	107.5	28.511	14.015	111.8	13.352	27.805	87.2	1:46.859	83.79	0.659	15:33:44.413
17-	22.980	111.6	28.405	14.086	111.6	13.807	28.143	87.8	1:47.421	83.35	1.221	15:35:31.834

P24 41		Luca HOPKINS					Honda - Wilson Racing					
IDEAL LAP TIME : 1:46.214		BEST LAP TIME : 1:46.416					DIFFERENCE : 0.202					
LAP	SECTOR 1	SECTOR 2	SECTOR 3	SECTOR 4	SECTOR 5	LAP TIME	MPH	DIFF	TIME OF DAY			
1-	OUTLAP	86.2	32.613	14.520	117.1	15.418	31.250	86.0				15:07:06.462
2-	24.383	101.3	30.445	14.118	117.5	14.531	29.126	87.7	1:52.603	79.52	6.187	15:08:59.065
3-	23.623	98.1	30.029	14.142	116.1	14.129	IN PIT		1:48.492 P	82.53	2.076	15:10:47.557
4-	OUTLAP	104.0	29.842	14.105	113.9	13.577	28.287	87.6	2:07.728	70.10	21.312	15:12:55.285
5-	23.496	103.8	29.377	14.048	115.1	13.636	28.122	87.8	1:48.679	82.39	2.263	15:14:43.964
6-	23.098	103.5	29.524	14.144	114.3	13.900	28.190	86.5	1:48.856	82.25	2.440	15:16:32.820
7-	23.077	107.5	29.249	14.162	113.5	13.705	27.952	87.3	1:48.145	82.80	1.729	15:18:20.965
8-	23.009	106.0	29.121	14.201	113.3	13.670	27.610	87.7	1:47.611	83.21	1.195	15:20:08.576
9-	22.974	110.5	28.947	13.980	115.5	13.889	27.880	82.5	1:47.670	83.16	1.254	15:21:56.246
10-	23.147	109.1	29.055	14.254	112.5	13.770	27.573	89.2	1:47.799	83.06	1.383	15:23:44.045
11-	22.845	107.0	28.762	14.206	112.5	13.449	27.843	88.1	1:47.105 (2)	83.60	0.689	15:25:31.150
12-	23.542	104.5	29.274	14.267	111.2	14.190	IN PIT		1:47.935 P	82.96	1.519	15:27:19.085
13-	OUTLAP	107.5	29.071	14.125	113.7	13.609	28.184	86.4	3:44.614	39.86	1:58.198	15:31:03.699
14-	23.035	107.7	28.755	14.242	113.9	13.557	27.766	87.8	1:47.355 (3)	83.40	0.939	15:32:51.054
15-	22.737	110.9	28.975	14.113	113.1	13.751	27.921	87.7	1:47.497	83.29	1.081	15:34:38.551
16-	22.828	108.4	28.619	14.091	113.1	13.405	27.473	90.1	1:46.416 (1)	84.14		15:36:24.967

P25 40		Julian CORREA					Honda - Microlise Cresswell Racing					
IDEAL LAP TIME : 1:46.366		BEST LAP TIME : 1:46.727					DIFFERENCE : 0.361					
LAP	SECTOR 1	SECTOR 2	SECTOR 3	SECTOR 4	SECTOR 5	LAP TIME	MPH	DIFF	TIME OF DAY			
1-	OUTLAP	86.9	32.538	14.785	116.1	15.545	30.206	88.7				15:07:04.776
2-	24.195	98.5	30.615	14.106	114.9	13.857	29.469	89.9	1:52.242	79.77	5.515	15:08:57.018
3-	23.645	100.0	29.879	14.125	115.3	13.762	28.649	88.8	1:50.060	81.35	3.333	15:10:47.078
4-	23.683	101.8	29.477	13.882	116.5	13.862	29.153	86.4	1:50.057	81.36	3.330	15:12:37.135
5-	23.545	101.0	29.322	13.947	116.9	13.992	28.313	89.5	1:49.119	82.06	2.392	15:14:26.254
6-	22.976	103.8	28.959	13.803	116.9	13.667	28.385	90.3	1:47.790	83.07	1.063	15:16:14.044
7-	23.375	104.0	29.209	13.960	116.1	13.579	28.177	90.3	1:48.300	82.68	1.573	15:18:02.344
8-	23.355	101.5	29.022	14.078	115.5	13.486	28.446	90.4	1:48.387	82.61	1.660	15:19:50.731
9-	23.426	102.1	29.179	14.051	114.9	13.461	IN PIT		1:49.882 P	81.49	3.155	15:21:40.613
10-	OUTLAP	103.8	28.703	14.054	113.5	13.784	28.116	91.0	2:10.386	68.67	23.659	15:23:50.999
11-	23.738	101.9	29.678	14.190	113.1	13.461	28.336	89.0	1:49.403	81.84	2.676	15:25:40.402
12-	23.178	104.5	29.127	14.197	113.7	13.568	28.144	88.8	1:48.214	82.74	1.487	15:27:28.616
13-	23.459	103.0	29.128	14.144	113.7	13.584	28.333	89.3	1:48.648	82.41	1.921	15:29:17.264
14-	23.047	106.8	29.000	13.951	115.1	13.441	27.879	90.4	1:47.318 (3)	83.43	0.591	15:31:04.582
15-	22.885	108.5	28.614	13.819	117.1	13.470	27.939	90.3	1:46.727 (1)	83.90		15:32:51.309
16-	22.945	105.5	28.978	13.897	115.7	13.613	28.199	89.8	1:47.632	83.19	0.905	15:34:38.941
17-	22.964	106.0	28.871	13.839	114.7	13.185	28.019	91.0	1:46.878 (2)	83.78	0.151	15:36:25.819

Donington Park GP
 Circuit Length = 2.4873 miles
 Start: 15:05 Flag 15:35 End: 15:37

Weather / Track : Cloudy / Dry

MCRCB BULLETIN TK067

2021 Bennetts British Superbike Championship - Round 10

2021 Honda British Talent Cup

FREE PRACTICE 2 - SECTOR ANALYSIS



SECTOR 1 = FL to I1, SECTOR 2 = I1 to I2, SECTOR 3 = I2 to I3, SECTOR 4 = I3 to I4, SECTOR 5 = I4 to FL, DIFF = Difference To Personal Best Lap, P = Crossed Finish Line in Pit Lane, D = Time Disallowed

P26 21		Troy JEFFREY					Honda - Stiggymotorsport					
IDEAL LAP TIME : 1:46.454		BEST LAP TIME : 1:46.848					DIFFERENCE : 0.394					
LAP	SECTOR 1	SECTOR 2	SECTOR 3	SECTOR 4	SECTOR 5	LAP TIME	MPH	DIFF	TIME OF DAY			
1 -	94.6	33.966	15.089	112.2	14.655	IN PIT		P	15:07:02.472			
2 -	OUTLAP	96.1	31.791	14.636	113.3	14.276	29.271	87.1	7:50.709	19.02	6:03.861	15:14:53.181
3 -	24.046	103.2	30.284	14.213	114.9	14.020	28.712	87.7	1:51.275	80.47	4.427	15:16:44.456
4 -	23.423	110.5	30.208	14.520	111.4	13.817	28.651	87.7	1:50.619	80.94	3.771	15:18:35.075
5 -	23.112	113.5	29.447	14.030	115.5	13.843	28.426	88.0	1:48.858	82.25	2.010	15:20:23.933
6 -	23.345	106.1	29.274	14.046	115.1	13.568	28.262	86.9	1:48.495	82.53	1.647	15:22:12.428
7 -	22.910	106.1	29.069	14.271	112.2	13.519	27.739	87.9	1:47.508	83.29	0.660	15:23:59.936
8 -	22.736	112.9	28.725	14.286	113.3	13.343	27.758	87.9	1:46.848 (1)	83.80		15:25:46.784
9 -	22.861	109.2	28.839	14.242	112.9	13.820	28.856	88.3	1:48.618	82.43	1.770	15:27:35.402
10 -	22.940	106.1	30.455	14.941	107.0	14.198	28.165	88.7	1:50.699	80.89	3.851	15:29:26.101
11 -	22.665	112.0	29.077	14.163	112.9	13.486	27.706	88.5	1:47.097 (3)	83.61	0.249	15:31:13.198
12 -	23.254	103.8	28.729	14.015	114.7	13.371	27.773	89.3	1:47.142	83.57	0.294	15:33:00.340
13 -	22.973	106.1	28.877	14.318	112.4	13.523	28.009	88.5	1:47.700	83.14	0.852	15:34:48.040
14 -	22.773	111.4	28.755	14.245	112.5	13.384	27.772	88.7	1:46.929 (2)	83.74	0.081	15:36:34.969

P27 27		Ted WILKINSON					Honda - RMB Racing					
IDEAL LAP TIME : 1:46.268		BEST LAP TIME : 1:46.985					DIFFERENCE : 0.717					
LAP	SECTOR 1	SECTOR 2	SECTOR 3	SECTOR 4	SECTOR 5	LAP TIME	MPH	DIFF	TIME OF DAY			
1 -	86.8	31.888	15.180	112.9	14.511	30.091	86.1		15:06:59.150			
2 -	23.633	110.7	30.581	14.246	112.2	13.697	28.838	85.8	1:50.995	80.67	4.010	15:08:50.145
3 -	23.197	112.7	29.872	14.550	112.0	13.696	28.466	86.8	1:49.781	81.56	2.796	15:10:39.926
4 -	23.397	107.7	30.466	14.041	113.1	13.662	28.682	87.9	1:50.248	81.22	3.263	15:12:30.174
5 -	24.021	110.1	29.719	14.337	113.9	13.479	28.694	86.7	1:50.250	81.21	3.265	15:14:20.424
6 -	23.348	110.9	29.167	13.894	114.7	13.424	27.893	87.9	1:47.726 (3)	83.12	0.741	15:16:08.150
7 -	23.071	111.4	28.945	13.894	114.7	14.050	28.206	87.3	1:48.166	82.78	1.181	15:17:56.316
8 -	23.003	109.2	28.967	13.894	113.9	13.187	28.058	87.7	1:47.109 (2)	83.60	0.124	15:19:43.425
9 -	22.947	112.0	28.472	13.867	114.9	13.660	28.039	87.9	1:46.985 (1)	83.69		15:21:30.410
10 -	22.849	112.4	33.566	14.481	109.4	13.748	28.570	87.1	1:53.214	79.09	6.229	15:23:23.624
11 -	23.258	108.4	30.317	14.265	109.8	13.852	28.609	86.5	1:50.301	81.18	3.316	15:25:13.925
12 -	25.730	104.8	29.098	14.715	109.4	13.594	28.609	85.3	1:51.746	80.13	4.761	15:27:05.671
13 -	23.393	110.0	29.709	14.332	109.6	13.831	28.690	86.7	1:49.955	81.43	2.970	15:28:55.626
14 -	23.314	114.3	29.730	14.441	109.6	13.515	27.965	87.4	1:48.965	82.17	1.980	15:30:44.591
15 -	23.130	105.0	28.892	14.181	111.2	13.438	28.099	87.6	1:47.740	83.11	0.755	15:32:32.331
16 -	23.140	111.4	29.281	14.235	110.9	13.570	28.419	84.8	1:48.645	82.41	1.660	15:34:20.976
17 -	23.354	109.2	29.045	14.247	110.0	13.532	28.179	88.0	1:48.357	82.63	1.372	15:36:09.333

P28 64		Clayton EDMUNDS					Honda - MJL Racing						
IDEAL LAP TIME : 1:46.820		BEST LAP TIME : 1:47.110					DIFFERENCE : 0.290						
LAP	SECTOR 1	SECTOR 2	SECTOR 3	SECTOR 4	SECTOR 5	LAP TIME	MPH	DIFF	TIME OF DAY				
1 -	OUTLAP	93.7	31.418	14.575	116.3	14.445	29.906	88.8				15:07:06.620	
2 -	23.982	104.2	30.393	14.136	117.3	14.558	29.015	89.9	1:52.084	79.89	4.974	15:08:58.704	
3 -	23.431	107.7	29.621	14.251	116.1	14.329	28.875	89.5	1:50.507	81.03	3.397	15:10:49.211	
4 -	23.206	107.2	29.535	14.155	117.5	13.408	28.616	90.4	1:48.920	82.21	1.810	15:12:38.131	
5 -	23.092	105.6	29.365	13.874	117.7	13.865	28.498	90.1	1:48.694	82.38	1.584	15:14:26.825	
6 -	23.280	105.0	28.825	13.973	116.9	13.523	28.153	90.0	1:47.754	83.10	0.644	15:16:14.579	
7 -	23.302	99.4	29.011	14.201	115.5	13.838	28.085	91.4	1:48.437	82.57	1.327	15:18:03.016	
8 -	23.306	105.5	28.813	14.461	111.4	13.637	IN PIT		1:50.757	P	80.84	3.647	15:19:53.773
9 -	OUTLAP	96.6	34.544	16.980	107.2	13.667	28.412	88.1	2:48.194	53.23	1:01.084	15:22:41.967	
10 -	23.456	103.5	30.212	14.562	111.2	13.498	28.595	84.6	1:50.323	81.16	3.213	15:24:32.290	
11 -	23.215	105.0	29.458	14.248	115.3	13.208	28.244	89.3	1:48.373	82.62	1.263	15:26:20.663	
12 -	23.116	106.5	28.863	14.093	113.1	13.325	27.850	89.8	1:47.247 (2)	83.49	0.137	15:28:07.910	
13 -	23.075	106.6	28.849	14.291	111.8	13.285	27.950	88.0	1:47.450 (3)	83.33	0.340	15:29:55.360	
14 -	23.135	105.8	28.819	14.014	114.5	13.214	27.928	89.0	1:47.110 (1)	83.60		15:31:42.470	
15 -	24.320	96.4	32.006	14.424	112.5	14.003	IN PIT		1:55.099	P	77.79	7.989	15:33:37.569

Weather / Track : Cloudy / Dry

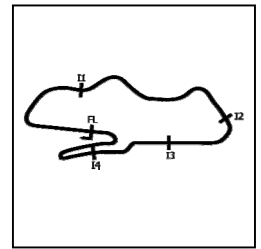
Donington Park GP
 Circuit Length = 2.4873 miles
 Start: 15:05 Flag 15:35 End: 15:37

MCRCB BULLETIN TK067

2021 Bennetts British Superbike Championship - Round 10

2021 Honda British Talent Cup

FREE PRACTICE 2 - SECTOR ANALYSIS



SECTOR 1 = FL to I1, SECTOR 2 = I1 to I2, SECTOR 3 = I2 to I3, SECTOR 4 = I3 to I4, SECTOR 5 = I4 to FL, DIFF = Difference To Personal Best Lap, P = Crossed Finish Line in Pit Lane, D = Time Disallowed

P29 66		Rossi DOBSON					Honda - WM Racing					
IDEAL LAP TIME : 1:46.685		BEST LAP TIME : 1:47.188					DIFFERENCE : 0.503					
LAP	SECTOR 1	SECTOR 2	SECTOR 3	SECTOR 4	SECTOR 5	LAP TIME	MPH	DIFF	TIME OF DAY			
1-	OUTLAP	90.5	33.925	15.019	116.1	15.034	30.463	88.0		15:07:04.237		
2-	24.047	104.8	30.283	14.440	115.9	13.985	29.160	88.1	1:51.915	80.01	4.727	15:08:56.152
3-	23.635	106.6	29.819	14.465	116.1	13.842	28.466	88.8	1:50.227	81.23	3.039	15:10:46.379
4-	23.338	110.0	29.626	14.249	116.3	13.761	28.631	89.0	1:49.605	81.69	2.417	15:12:35.984
5-	23.525	105.6	29.521	14.211	115.9	13.545	28.332	87.0	1:49.134	82.05	1.946	15:14:25.118
6-	23.268	109.1	29.272	14.237	113.9	13.631	28.197	87.7	1:48.605	82.44	1.417	15:16:13.723
7-	23.244	106.5	29.315	14.201	114.7	13.427	27.947	88.1	1:48.134	82.80	0.946	15:18:01.857
8-	23.128	110.3	29.213	14.934	107.2	14.191	30.616	87.9	1:52.082	79.89	4.894	15:19:53.939
9-	23.160	107.5	28.926	14.291	114.3	13.235	27.887	88.4	1:47.499	83.29	0.311	15:21:41.438
10-	22.936	111.2	28.888	14.164	113.7	13.428	27.795	88.6	1:47.211 (2)	83.52	0.023	15:23:28.649
11-	23.881	100.6	30.178	14.370	113.5	13.361	27.898	86.9	1:49.688	81.63	2.500	15:25:18.337
12-	23.181	112.9	29.942	14.885	108.7	14.268	30.535	88.0	1:52.811	79.37	5.623	15:27:11.148
13-	22.982	110.0	28.812	14.535	112.0	13.465	27.936	88.4	1:47.730	83.11	0.542	15:28:58.878
14-	23.068	109.8	28.916	14.390	113.1	13.351	27.735	88.7	1:47.460	83.32	0.272	15:30:46.338
15-	23.000	109.8	28.810	14.274	114.1	13.279	27.825	88.5	1:47.188 (1)	83.53		15:32:33.526
16-	24.213	97.9	30.293	14.661	110.9	13.796	31.591	87.9	1:54.554	78.16	7.366	15:34:28.080
17-	22.961	112.9	28.847	14.470	108.7	13.475	27.540	89.0	1:47.293 (3)	83.45	0.105	15:36:15.373

P30 99		Peter WILLIS					Honda - WM Racing					
IDEAL LAP TIME : 1:47.004		BEST LAP TIME : 1:47.256					DIFFERENCE : 0.252					
LAP	SECTOR 1	SECTOR 2	SECTOR 3	SECTOR 4	SECTOR 5	LAP TIME	MPH	DIFF	TIME OF DAY			
1-		85.1	34.193	14.987	114.5	15.911	31.436	86.8				15:07:07.086
2-	24.656	98.5	30.915	14.309	114.5	14.642	29.075	88.4	1:53.597	78.82	6.341	15:09:00.683
3-	24.017	101.2	30.017	14.253	114.5	13.984	29.048	88.0	1:51.319	80.43	4.063	15:10:52.002
4-	23.631	100.7	29.664	14.125	115.1	13.985	28.908	88.8	1:50.313	81.17	3.057	15:12:42.315
5-	23.340	102.1	29.776	14.194	115.1	13.820	28.474	88.7	1:49.604	81.69	2.348	15:14:31.919
6-	23.462	106.0	29.291	14.064	115.9	13.720	28.877	88.3	1:49.414	81.84	2.158	15:16:21.333
7-	23.511	104.5	29.672	13.918	117.1	14.090	28.633	88.0	1:49.824	81.53	2.568	15:18:11.157
8-	24.360	87.8	31.160	14.556	113.7	13.860	28.153	88.4	1:52.089	79.88	4.833	15:20:03.246
9-	23.296	107.2	29.514	14.245	113.3	13.570	28.627	87.8	1:49.252	81.96	1.996	15:21:52.498
10-	23.212	106.6	28.990	14.266	112.5	13.952	28.419	89.0	1:48.839	82.27	1.583	15:23:41.337
11-	23.080	108.5	29.478	14.396	111.6	13.944	28.611	87.2	1:49.509	81.76	2.253	15:25:30.846
12-	23.459	98.8	29.366	14.406	111.4	13.985	28.650	89.0	1:49.866	81.50	2.610	15:27:20.712
13-	22.892	109.1	28.972	14.231	112.2	13.821	28.456	85.3	1:48.372 (3)	82.62	1.116	15:29:09.084
14-	23.473	106.6	28.916	14.233	112.0	13.535	28.272	87.9	1:48.429	82.58	1.173	15:30:57.513
15-	23.034	108.7	29.283	14.020	114.9	13.565	28.144	89.1	1:48.046 (2)	82.87	0.790	15:32:45.559
16-	23.042	105.1	28.793	13.996	114.7	13.559	27.866	88.4	1:47.256 (1)	83.48		15:34:32.815
17-	22.962	110.1	28.953	14.380	112.0	13.572	28.572	88.6	1:48.439	82.57	1.183	15:36:21.254

P31 61		Harrison MACKAY					Honda - True Heroes Racing / Super Soco					
IDEAL LAP TIME : 1:47.227		BEST LAP TIME : 1:47.369					DIFFERENCE : 0.142					
LAP	SECTOR 1	SECTOR 2	SECTOR 3	SECTOR 4	SECTOR 5	LAP TIME	MPH	DIFF	TIME OF DAY			
1-	OUTLAP	92.6	32.129	14.646	115.9	15.267	31.145	89.0				15:07:07.505
2-	24.390	104.5	31.073	14.008	116.1	14.052	28.914	87.9	1:52.437	79.63	5.068	15:08:59.942
3-	23.571	104.5	29.962	13.972	117.3	14.066	29.138	88.7	1:50.709	80.88	3.340	15:10:50.651
4-	23.458	106.5	29.660	13.845	116.9	13.861	IN PIT		1:48.570 P	82.47	1.201	15:12:39.221
5-	OUTLAP	100.1	30.397	14.114	115.7	14.714	29.692	87.9	3:02.275	49.12	1:14.906	15:15:41.496
6-	23.676	108.7	30.086	14.089	115.5	14.336	28.994	87.8	1:51.181	80.53	3.812	15:17:32.677
7-	23.619	109.4	30.976	14.312	114.9	14.134	28.919	88.6	1:51.960	79.97	4.591	15:19:24.637
8-	23.575	110.9	29.667	13.908	116.3	13.630	28.337	88.5	1:49.117	82.06	1.748	15:21:13.754
9-	23.504	109.8	29.527	13.849	115.9	13.840	28.526	89.0	1:49.246	81.96	1.877	15:23:03.000
10-	23.456	109.8	29.662	14.088	114.9	13.714	28.636	88.5	1:49.556	81.73	2.187	15:24:52.556
11-	23.916	104.2	29.459	14.239	114.7	13.859	28.697	88.1	1:50.170	81.27	2.801	15:26:42.726
12-	23.573	106.6	29.484	14.289	111.4	14.063	28.778	87.0	1:50.187	81.26	2.818	15:28:32.913
13-	23.420	109.2	29.370	14.194	112.7	13.965	28.491	87.4	1:49.440	81.82	2.071	15:30:22.353
14-	23.399	107.8	29.482	14.026	114.9	13.636	28.022	88.5	1:48.565 (3)	82.48	1.196	15:32:10.918
15-	23.221	110.0	29.008	13.851	115.5	13.545	27.905	89.1	1:47.530 (2)	83.27	0.161	15:33:58.448
16-	23.030	108.7	28.902	13.908	115.1	13.587	27.942	89.0	1:47.369 (1)	83.39		15:35:45.817

Weather / Track : Cloudy / Dry

Donington Park GP
Circuit Length = 2.4873 miles
Start: 15:05 Flag 15:35 End: 15:37

MCRCB BULLETIN TK067

2021 Bennetts British Superbike Championship - Round 10

2021 Honda British Talent Cup

FREE PRACTICE 2 - SECTOR ANALYSIS



SECTOR 1 = FL to I1, SECTOR 2 = I1 to I2, SECTOR 3 = I2 to I3, SECTOR 4 = I3 to I4, SECTOR 5 = I4 to FL, DIFF = Difference To Personal Best Lap, P = Crossed Finish Line in Pit Lane, D = Time Disallowed

P32 44		Lucas HILL					Honda - Ashcourt Racing					
IDEAL LAP TIME : 1:47.593		BEST LAP TIME : 1:47.819					DIFFERENCE : 0.226					
LAP	SECTOR 1	SECTOR 2	SECTOR 3	SECTOR 4	SECTOR 5	LAP TIME	MPH	DIFF	TIME OF DAY			
1-	OUTLAP	90.5	32.946	14.959	112.7	14.410	30.026	85.8		15:07:02.389		
2-	23.756	104.5	30.442	14.269	113.1	13.908	28.901	85.5	1:51.276	80.47	3.457	15:08:53.665
3-	23.834	102.1	29.905	14.485	112.7	16.525	29.743	87.3	4:54.492 D	78.21	6.673	15:10:48.157
4-	23.578	102.9	29.911	14.375	115.3	13.805	29.414	87.6	1:51.083	80.61	3.264	15:12:39.240
5-	23.690	105.0	29.905	14.102	114.9	13.704	28.917	86.5	1:50.318	81.16	2.499	15:14:29.558
6-	24.132	102.2	30.210	14.294	113.1	13.676	29.040	85.1	1:51.352	80.41	3.533	15:16:20.910
7-	23.608	107.7	29.425	14.241	112.0	13.892	IN PIT		1:51.596 P	80.23	3.777	15:18:12.506
8-	OUTLAP	105.0	29.988	14.201	112.4	13.555	28.523	85.9	2:34.162	58.08	46.343	15:20:46.668
9-	23.859	104.3	29.656	14.182	113.1	13.477	28.664	85.4	1:49.838	81.52	2.019	15:22:36.506
10-	23.446	110.5	29.086	14.322	111.8	13.778	29.075	85.4	1:49.707	81.62	1.888	15:24:26.213
11-	23.684	108.4	29.501	14.368	110.5	13.784	28.197	85.5	1:49.534	81.75	1.715	15:26:15.747
12-	23.492	110.9	29.677	14.266	111.2	13.773	29.442	87.7	1:50.650	80.92	2.831	15:28:06.397
13-	23.304	111.2	29.754	14.286	112.2	13.506	28.427	86.7	1:49.277 (3)	81.94	1.458	15:29:55.674
14-	23.446	108.2	29.204	14.331	112.4	13.418	28.982	85.8	1:49.381	81.86	1.562	15:31:45.055
15-	23.645	108.0	28.749	14.088	112.5	13.544	28.303	86.9	1:48.329 (2)	82.65	0.510	15:33:33.384
16-	23.165	112.2	28.761	14.135	113.1	13.585	28.173	86.5	1:47.819 (1)	83.05		15:35:21.203

P33 22		Anthony EAGLE					Honda - Microlise Cresswell Racing					
IDEAL LAP TIME : 1:48.052		BEST LAP TIME : 1:48.694					DIFFERENCE : 0.642					
LAP	SECTOR 1	SECTOR 2	SECTOR 3	SECTOR 4	SECTOR 5	LAP TIME	MPH	DIFF	TIME OF DAY			
1-	OUTLAP	90.1	32.993	14.723	113.7	14.596	30.727	86.7		15:07:03.386		
2-	24.181	103.8	29.946	14.222	113.7	14.073	29.412	86.1	1:51.834	80.06	3.140	15:08:55.220
3-	23.788	107.7	29.458	14.293	114.3	14.150	28.869	87.4	1:50.558	80.99	1.864	15:10:45.778
4-	23.562	108.5	29.467	14.201	112.4	14.088	29.544	87.2	1:50.862	80.77	2.168	15:12:36.640
5-	23.618	101.9	29.492	14.147	114.1	14.022	28.763	87.1	1:50.042	81.37	1.348	15:14:26.682
6-	23.555	98.5	29.240	14.019	113.7	13.946	28.741	86.9	1:49.501	81.77	0.807	15:16:16.183
7-	23.341	108.2	29.401	14.230	112.9	13.932	28.734	86.7	1:49.638	81.67	0.944	15:18:05.821
8-	23.574	108.9	29.302	14.171	112.4	14.008	28.754	86.8	1:49.809	81.54	1.115	15:19:55.630
9-	23.223	110.9	28.966	14.120	112.5	13.869	28.516	86.3	1:48.694 (1)	82.38		15:21:44.324
10-	23.259	112.7	28.837	14.224	110.3	13.873	28.740	86.7	1:48.933 (3)	82.20	0.239	15:23:33.257
11-	23.525	106.1	28.962	14.281	110.7	14.062	29.067	86.5	1:49.897	81.48	1.203	15:25:23.154
12-	23.507	106.5	29.294	14.368	109.6	14.200	28.946	86.7	1:50.315	81.17	1.621	15:27:13.469
13-	23.332	108.2	29.180	14.482	109.6	14.607	29.111	85.7	1:50.712	80.88	2.018	15:29:04.181
14-	23.369	110.0	28.759	14.460	110.0	13.766	28.964	86.4	1:49.318	81.91	0.624	15:30:53.499
15-	23.278	109.2	29.286	14.483	112.7	13.786	28.728	86.8	1:49.561	81.73	0.867	15:32:43.060
16-	23.503	108.9	29.371	14.281	112.7	13.790	29.168	87.3	1:50.113	81.32	1.419	15:34:33.173
17-	23.142	111.4	28.772	14.253	112.7	13.616	28.957	87.2	1:48.740 (2)	82.34	0.046	15:36:21.913

P34 71		Daniel GOODMAN					Honda - MLav VisionTrack Academy					
IDEAL LAP TIME : 1:49.918		BEST LAP TIME : 1:51.045					DIFFERENCE : 1.127					
LAP	SECTOR 1	SECTOR 2	SECTOR 3	SECTOR 4	SECTOR 5	LAP TIME	MPH	DIFF	TIME OF DAY			
1-	OUTLAP	89.3	33.423	15.285	111.2	17.861	31.284	85.2		15:07:10.344		
2-	24.975	91.6	31.476	14.627	108.7	14.627	30.104	85.1	1:55.809	77.32	4.764	15:09:06.153
3-	24.762	98.8	31.172	14.513	110.0	14.374	29.562	85.9	1:54.383	78.28	3.338	15:11:00.536
4-	24.411	99.5	31.140	14.461	110.0	14.558	29.335	86.0	1:53.905	78.61	2.860	15:12:54.441
5-	24.221	100.7	30.836	14.573	110.9	14.115	29.173	85.8	1:52.918	79.30	1.873	15:14:47.359
6-	24.250	99.2	30.827	14.411	109.8	14.184	29.062	86.1	1:52.734	79.42	1.689	15:16:40.093
7-	24.248	98.9	30.159	14.378	110.1	14.133	29.204	86.0	1:52.122	79.86	1.077	15:18:32.215
8-	24.055	105.6	30.476	14.377	109.8	13.991	29.534	86.2	1:52.433	79.64	1.388	15:20:24.648
9-	24.003	99.8	29.641	14.489	110.3	13.876	29.036	85.9	1:51.045 (1)	80.63		15:22:15.693
10-	23.843	108.0	30.125	14.675	105.6	14.386	29.140	86.1	1:52.169	79.83	1.124	15:24:07.862
11-	24.126	102.1	30.356	14.694	105.8	14.783	29.299	84.3	4:53.258 D	79.06	2.213	15:26:01.120
12-	24.122	105.1	30.381	14.587	107.3	14.638	28.700	84.9	1:52.428	79.64	1.383	15:27:53.548
13-	24.003	104.0	30.132	14.433	107.2	14.219	28.906	86.4	1:51.693 (3)	80.17	0.648	15:29:45.241
14-	23.567	107.2	29.526	14.438	110.9	14.285	28.816	86.1	4:50.632 D	80.93		15:31:35.873
15-	24.142	99.5	30.069	14.249	111.8	14.005	28.708	86.8	1:51.173 (2)	80.54	0.128	15:33:27.046
16-	23.963	102.2	30.159	14.346	110.0	14.063	30.130	85.4	1:52.661	79.48	1.616	15:35:19.707

Weather / Track : Cloudy / Dry

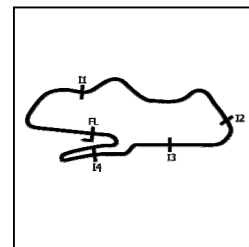
Donington Park GP
Circuit Length = 2.4873 miles
Start: 15:05 Flag 15:35 End: 15:37

MCRCB BULLETIN TK067

2021 Bennetts British Superbike Championship - Round 10

2021 Honda British Talent Cup

FREE PRACTICE 2 - SECTOR ANALYSIS



SECTOR 1 = FL to I1, SECTOR 2 = I1 to I2, SECTOR 3 = I2 to I3, SECTOR 4 = I3 to I4, SECTOR 5 = I4 to FL, DIFF = Difference To Personal Best Lap, P = Crossed Finish Line in Pit Lane, D = Time Disallowed

P35 51		Holly HARRIS					Honda - MJL Racing						
IDEAL LAP TIME : 1:51.109		BEST LAP TIME : 1:51.422					DIFFERENCE : 0.313						
LAP	SECTOR 1	SECTOR 2	SECTOR 3	SECTOR 4	SECTOR 5	LAP TIME	MPH	DIFF	TIME OF DAY				
1 -	OUTLAP	89.4	33.430	15.505	109.4	15.846	32.278	83.9		15:07:54.330			
2 -	25.089	93.8	32.426	15.801	105.6	15.675	30.800	85.2	1:59.791	74.75	8.369	15:09:54.121	
3 -	24.779	91.9	31.497	15.087	110.5	15.237	30.330	85.7	1:56.930	76.57	5.508	15:11:51.051	
4 -	24.351	101.8	31.476	15.024	112.0	14.999	29.892	85.8	1:55.742	77.36	4.320	15:13:46.793	
5 -	24.397	97.6	30.792	14.988	111.8	14.719	IN PIT		1:55.856	P	77.28	4.434	15:15:42.649
6 -	OUTLAP	92.9	30.608	14.735	113.3	14.590	29.137	85.8	2:28.049	60.48	36.627	15:18:10.698	
7 -	24.684	90.0	31.122	14.622	113.5	14.602	29.056	86.2	1:54.086	78.48	2.664	15:20:04.784	
8 -	24.128	101.6	30.399	14.656	113.3	14.216	29.658	87.0	1:53.057	79.20	1.635	15:21:57.841	
9 -	23.562	105.0	30.042	14.840	111.6	14.508	29.662	87.0	1:52.614	79.51	1.192	15:23:50.455	
10 -	23.818	98.6	30.101	14.941	112.4	14.442	29.072	85.8	1:52.374	79.68	0.952	15:25:42.829	
11 -	23.866	101.9	30.313	14.723	111.2	14.274	28.991	85.7	1:52.167	79.83	0.745	15:27:34.996	
12 -	23.839	101.0	30.330	14.843	109.6	14.718	28.950	86.3	1:52.680	79.46	1.258	15:29:27.676	
13 -	24.015	97.6	29.993	14.741	111.8	14.159	28.938	86.4	1:51.846	(3)	80.06	0.424	15:31:19.522
14 -	23.657	98.3	30.348	14.494	113.3	14.315	28.966	86.7	1:51.780	(2)	80.10	0.358	15:33:11.302
15 -	23.658	104.2	29.956	14.505	113.3	14.312	28.991	86.9	1:51.422	(1)	80.36		15:35:02.724

P36 23		Rhys STEPHENSON					Honda - Rocket Racing						
IDEAL LAP TIME : 1:47.454		BEST LAP TIME :					DIFFERENCE :						
LAP	SECTOR 1	SECTOR 2	SECTOR 3	SECTOR 4	SECTOR 5	LAP TIME	MPH	DIFF	TIME OF DAY				
1 -	OUTLAP	88.5	30.639	14.169	113.3	15.050	29.124	85.3				15:06:56.457	
2 -	23.154	105.3	29.097	13.837	115.1	15.476	IN PIT		1:51.172	P	80.54		15:08:47.629
3 -	OUTLAP	114.5	28.771	14.079	111.4	14.111	27.945	85.7	2:40.455		55.80		15:11:28.084

Weather / Track : Cloudy / Dry

Results can be found at www.tsl-timing.com

Page 13 of 13

Donington Park GP
 Circuit Length = 2.4873 miles
 Start: 15:05 Flag 15:35 End: 15:37

Printed - 15:42 Friday, 01 October 2021

MCRCB BULLETIN TK068

2021 Bennetts British Superbike Championship - Round 10

2021 Honda British Talent Cup

FREE PRACTICE 2 - BEST SECTORS

SECTOR 1		SECTOR 2		SECTOR 3		SECTOR 4		SECTOR 5		IDEAL / BEST COMPARISON											
POS	NO	TIME	NO	TIME	NO	TIME	NO	TIME	NO	TIME	POS	NO	NAME	IDEAL	BEST	DIFF					
														PERFECT LAP	1:41.380						
1	67	O'G	21.921	67	O'G	27.024	57	GAR	13.402	67	O'G	12.436	67	O'G	26.597	1	67	O'GORMAN	1:41.390	1:41.516	0.126
2	57	GAR	22.051	7	LYO	27.223	67	O'G	13.412	7	LYO	12.670	74	BRO	26.776	2	57	GARNESSE	1:42.745	1:42.757	0.012
3	74	BRO	22.150	34	COO	27.455	4	MOU	13.453	4	MOU	12.690	4	MOU	26.833	3	74	BROWN	1:42.855	1:43.266	0.411
4	52	BEL	22.256	15	CRO	27.514	96	BAN	13.453	57	GAR	12.706	9	STU	26.856	4	7	LYONS	1:42.915	1:42.973	0.058
5	4	MOU	22.282	74	BRO	27.563	74	BRO	13.550	34	COO	12.719	57	GAR	26.935	5	34	COOK	1:43.144	1:43.164	0.020
6	9	STU	22.289	57	GAR	27.651	55	DES	13.563	74	BRO	12.816	24	BUC	26.973	6	4	MOUNSEY	1:43.227	1:43.300	0.073
7	34	COO	22.293	24	BUC	27.661	34	COO	13.564	96	BAN	12.841	7	LYO	26.999	7	9	STUART-CAMPBELL	1:43.337	1:43.445	0.108
8	48	WAL	22.366	96	BAN	27.665	53	VEI	13.568	9	STU	12.853	96	BAN	27.060	8	96	BANHAM	1:43.548	1:44.340	0.792
9	7	LYO	22.403	37	TIN	27.680	7	LYO	13.620	53	VEI	12.864	53	VEI	27.075	9	24	BUCHANAN	1:43.875	1:44.078	0.203
10	53	VEI	22.421	52	BEL	27.689	9	STU	13.624	24	BUC	12.866	34	COO	27.113	10	52	BELFORD	1:43.935	1:44.659	0.724
11	96	BAN	22.529	9	STU	27.715	43	HIT	13.629	52	BEL	12.963	15	CRO	27.113	11	15	CROSBY	1:44.124	1:44.610	0.486
12	33	CUN	22.584	48	WAL	27.784	65	ROW	13.643	48	WAL	13.047	79	McC	27.222	12	48	WALKER	1:44.222	1:44.600	0.378
13	37	TIN	22.597	43	HIT	27.875	5	JOH	13.649	5	JOH	13.073	55	DES	27.235	13	53	VEIJER	1:44.251	1:44.787	0.536
14	15	CRO	22.616	29	BRO	27.899	12	BAN	13.683	55	DES	13.102	5	JOH	27.254	14	37	TINKER	1:44.435	1:44.888	0.453
15	65	ROW	22.632	20	DUI	27.931	48	WAL	13.698	33	CUN	13.106	37	TIN	27.260	15	55	DESSOY	1:44.567	1:45.194	0.627
16	24	BUC	22.645	33	CUN	27.952	24	BUC	13.730	15	CRO	13.134	29	BRO	27.263	16	29	BROWN	1:44.930	1:45.379	0.449
17	20	DUI	22.664	55	DES	27.957	52	BEL	13.730	37	TIN	13.136	52	BEL	27.297	17	5	JOHNSON	1:44.935	1:45.311	0.376
18	21	JEF	22.665	4	MOU	27.969	15	CRO	13.747	12	BAN	13.144	48	WAL	27.327	18	33	CUNNINGHAM	1:45.045	1:45.330	0.285
19	5	JOH	22.704	65	ROW	28.145	29	BRO	13.753	29	BRO	13.147	20	DUI	27.464	19	43	HITCHCOCK	1:45.113	1:45.889	0.776
20	55	DES	22.710	5	JOH	28.255	37	TIN	13.762	40	COR	13.185	41	HOP	27.473	20	20	DUIN	1:45.154	1:45.921	0.767
21	12	BAN	22.732	53	VEI	28.323	40	COR	13.803	27	WIL	13.187	12	BAN	27.487	21	65	ROWAN	1:45.423	1:45.863	0.440
22	41	HOP	22.737	12	BAN	28.380	20	DUI	13.811	43	HIT	13.192	33	CUN	27.501	22	12	BANNISTER	1:45.426	1:46.200	0.774
23	79	McC	22.751	27	WIL	28.472	23	STE	13.837	79	McC	13.196	66	DOB	27.540	23	79	McCABE	1:45.540	1:45.838	0.298
24	43	HIT	22.790	23	STE	28.502	79	McC	13.843	64	EDM	13.208	43	HIT	27.627	24	41	HOPKINS	1:46.214	1:46.416	0.202
25	27	WIL	22.849	79	McC	28.528	61	MAC	13.845	66	DOB	13.235	21	JEF	27.706	25	27	WILKINSON	1:46.268	1:46.985	0.717
26	29	BRO	22.868	40	COR	28.614	27	WIL	13.867	65	ROW	13.249	65	ROW	27.754	26	40	CORREA	1:46.366	1:46.727	0.361
27	40	COR	22.885	41	HOP	28.619	64	EDM	13.874	20	DUI	13.284	64	EDM	27.850	27	21	JEFFREY	1:46.454	1:46.848	0.394
28	99	WIL	22.892	21	JEF	28.725	33	CUN	13.902	21	JEF	13.343	99	WIL	27.866	28	66	DOBSON	1:46.685	1:47.188	0.503
29	66	DOB	22.936	44	HIL	28.749	99	WIL	13.918	41	HOP	13.405	40	COR	27.879	29	64	EDMUNDS	1:46.820	1:47.110	0.290
30	61	MAC	23.030	22	EAG	28.759	41	HOP	13.980	44	HIL	13.418	27	WIL	27.893	30	99	WILLIS	1:47.004	1:47.256	0.252
31	23	STE	23.059	99	WIL	28.793	21	JEF	14.015	99	WIL	13.535	61	MAC	27.905	31	61	MACKAY	1:47.227	1:47.369	0.142
32	64	EDM	23.075	66	DOB	28.810	22	EAG	14.019	61	MAC	13.545	23	STE	27.945	32	23	STEPHENSON	1:47.454		
33	22	EAG	23.142	64	EDM	28.813	44	HIL	14.088	22	EAG	13.616	44	HIL	28.173	33	44	HILL	1:47.593	1:47.819	0.226
34	44	HIL	23.165	61	MAC	28.902	66	DOB	14.164	71	GOO	13.876	22	EAG	28.516	34	22	EAGLE	1:48.052	1:48.694	0.642
35	51	HAR	23.562	71	GOO	29.526	71	GOO	14.249	23	STE	14.111	71	GOO	28.700	35	71	GOODMAN	1:49.918	1:51.045	1.127
36	71	GOO	23.567	51	HAR	29.956	51	HAR	14.494	51	HAR	14.159	51	HAR	28.938	36	51	HARRIS	1:51.109	1:51.422	0.313

Weather / Track : Cloudy / Dry

Donington Park GP

Circuit Length = 2.4873 miles

Start: 15:05 Flag 15:35 End: 15:37

Results can be found at www.tsl-timing.com

Printed - 15:44 Friday, 01 October 2021

MCRCB BULLETIN TK069**2021 Bennetts British Superbike Championship - Round 10****2021 Honda British Talent Cup****FREE PRACTICE 2 - BEST SPEEDS**

POS	INTERMEDIATE 1		INTERMEDIATE 2		INTERMEDIATE 3		INTERMEDIATE 4		FINISH LINE	
	NO	NAME MPH	NO	NAME MPH	NO	NAME MPH	NO	NAME MPH	NO	NAME MPH
1	15	CROSBY 120.4			57	GARNESS 123.3			57	GARNESS 93.3
2	7	LYONS 120.2			67	O'GORMAN 121.7			53	VEIJER 92.3
3	5	JOHNSON 119.6			9	STUART-CAMPBELL 120.4			67	O'GORMAN 91.6
4	67	O'GORMAN 119.4			53	VEIJER 120.4			64	EDMUNDS 91.4
5	34	COOK 119.1			4	MOUNSEY 119.8			40	CORREA 91.0
6	48	WALKER 119.1			79	McCABE 119.6			4	MOUNSEY 90.9
7	74	BROWN 118.7			34	COOK 118.9			9	STUART-CAMPBELL 90.9
8	9	STUART-CAMPBELL 118.7			65	ROWAN 118.9			52	BELFORD 90.4
9	52	BELFORD 118.3			96	BANHAM 118.7			79	McCABE 90.4
10	55	DESSOY 117.9			52	BELFORD 118.7			65	ROWAN 90.1
11	4	MOUNSEY 117.3			43	HITCHCOCK 118.5			41	HOPKINS 90.1
12	20	DUIN 117.3			64	EDMUNDS 117.7			74	BROWN 89.5
13	96	BANHAM 117.1			74	BROWN 117.5			37	TINKER 89.5
14	57	GARNESS 116.9			48	WALKER 117.5			21	JEFFREY 89.3
15	24	BUCHANAN 115.7			41	HOPKINS 117.5			48	WALKER 89.2
16	33	CUNNINGHAM 115.1			37	TINKER 117.3			99	WILLIS 89.1
17	37	TINKER 114.5			61	MACKAY 117.3			61	MACKAY 89.1
18	23	STEPHENSON 114.5			40	CORREA 117.1			66	DOBSON 89.0
19	27	WILKINSON 114.3			99	WILLIS 117.1			43	HITCHCOCK 88.8
20	21	JEFFREY 113.5			7	LYONS 116.7			55	DESSOY 88.7
21	79	McCABE 112.9			24	BUCHANAN 116.7			5	JOHNSON 88.6
22	66	DOBSON 112.9			33	CUNNINGHAM 116.5			34	COOK 88.5
23	22	EAGLE 112.7			12	BANNISTER 116.5			12	BANNISTER 88.5
24	12	BANNISTER 112.4			55	DESSOY 116.3			24	BUCHANAN 88.3
25	44	HILL 112.2			5	JOHNSON 116.3			27	WILKINSON 88.0
26	29	BROWN 111.8			29	BROWN 116.3			33	CUNNINGHAM 87.9
27	43	HITCHCOCK 111.4			66	DOBSON 116.3			29	BROWN 87.9
28	53	VEIJER 111.1			21	JEFFREY 115.5			44	HILL 87.7
29	41	HOPKINS 110.9			44	HILL 115.3			7	LYONS 87.6
30	61	MACKAY 110.9			15	CROSBY 115.1			20	DUIN 87.6
31	65	ROWAN 110.3			23	STEPHENSON 115.1			22	EAGLE 87.4
32	99	WILLIS 110.1			27	WILKINSON 114.9			15	CROSBY 87.3
33	40	CORREA 108.5			22	EAGLE 114.3			51	HARRIS 87.0
34	71	GOODMAN 108.0			20	DUIN 113.9			96	BANHAM 86.9
35	64	EDMUNDS 107.7			51	HARRIS 113.5			71	GOODMAN 86.8
36	51	HARRIS 105.0			71	GOODMAN 111.8			23	STEPHENSON 85.7

Weather / Track : Cloudy / Dry

Donington Park GP

Circuit Length = 2.4873 miles

Start: 15:05 Flag 15:35 End: 15:37

Results can be found at www.tsl-timing.com

Printed - 15:43 Friday, 01 October 2021

MCRCB BULLETIN TK070

2021 Bennetts British Superbike Championship - Round 10

2021 Honda British Talent Cup

FREE PRACTICE 2 - STATISTICS

Competitors Started	36
Planned Start	2021-10-01 @ 15:05:00.000
Actual Start	2021-10-01 @ 15:05:00.832
Finish Time	2021-10-01 @ 15:35:00.832
Track Length	2.4873mi.
Total Laps	554
Total Distance Covered	1377.9912mi.

Session Fastest Lap History

NO	NAME	LAP TIME	TIME OF DAY	LAP	VEHICLE
48	Ollie WALKER	1:47.536	15:08:42.326	2	Honda
74	Carter BROWN	1:46.934	15:08:42.846	2	Honda
96	Rossi BANHAM	1:46.076	15:08:47.823	2	Honda
67	Casey O'GORMAN	1:45.693	15:08:49.953	2	Honda
67	Casey O'GORMAN	1:43.614	15:10:33.567	3	Honda
67	Casey O'GORMAN	1:43.531	15:16:20.258	6	Honda
67	Casey O'GORMAN	1:42.840	15:18:03.098	7	Honda
67	Casey O'GORMAN	1:42.717	15:19:45.815	8	Honda
67	Casey O'GORMAN	1:42.132	15:21:27.947	9	Honda
67	Casey O'GORMAN	1:42.040	15:24:52.720	11	Honda
67	Casey O'GORMAN	1:42.034	15:28:22.259	13	Honda
67	Casey O'GORMAN	1:41.937	15:30:04.196	14	Honda
67	Casey O'GORMAN	1:41.516	15:35:11.887	17	Honda

Flag History

TYPE	TIME OF DAY
GREEN	15:05:00.832
FINISH	15:35:00.832

Flag Statistics

TYPE	COUNT	TOTAL LAPS	TOTAL TIME
Green	1	18	32:44.642
Red	0	0	0.000
Safety Car	0	0	0.000
FCY	0	0	0.000

Weather / Track : Cloudy / Dry

Results can be found at www.tsl-timing.com

Donington Park GP
Circuit Length = 2.4873 miles
Start: 15:05 Flag 15:35 End: 15:37

Printed - 15:45 Friday, 01 October 2021

MCRCB BULLETIN TK071

2021 Bennetts British Superbike Championship - Round 10

2021 Honda British Talent Cup

FREE PRACTICE 2 - SESSION NOTES

TIME	MESSAGE
15:08:44	NO. 52 EXCEEDED TRACK LIMITS AT TURN 7 - LAST LAP TIME CANCELLED
15:10:22	NO.44 COURSE CUT AT T9/10 ESSES - LAP TIME CANCELLED
15:11:58	NO.24 COURSE CUT AT T9/10 ESSES - LAP TIME CANCELLED
15:13:00	NO. 23 FALLER AT COPPICE - RIDER TO MEDICAL CENTRE
15:15:37	NO.62 COURSE CUT AT T9/10 ESSES - LAP TIME CANCELLED
15:22:58	NO.20 COURSE CUT AT T9/10 ESSES - LAP TIME CANCELLED
15:24:28	NO.7 COURSE CUT AT T9/10 ESSES - LAP TIME CANCELLED
15:25:09	NO. 5 FALLER AT REDGATE - RIDER OK
15:25:49	NO.71 COURSE CUT AT T9/10 ESSES - LAP TIME CANCELLED
15:27:40	NO. 37 EXCEEDED TRACK LIMITS AT TURN 7 - LAST LAP TIME CANCELLED
15:31:17	NO.71 COURSE CUT AT T9/10 ESSES - LAP TIME CANCELLED

Weather / Track : Cloudy / Dry

Results can be found at www.tsl-timing.com

Donington Park GP
Circuit Length = 2.4873 miles
Start: 15:05 Flag 15:35 End: 15:37

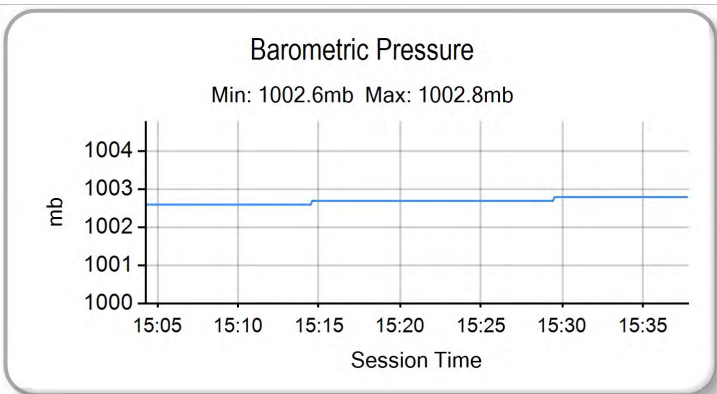
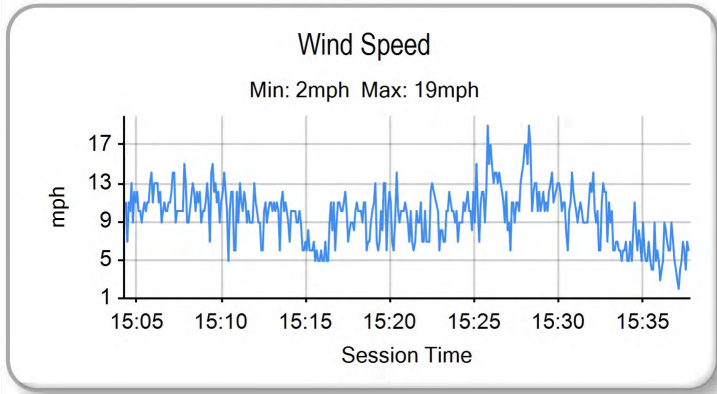
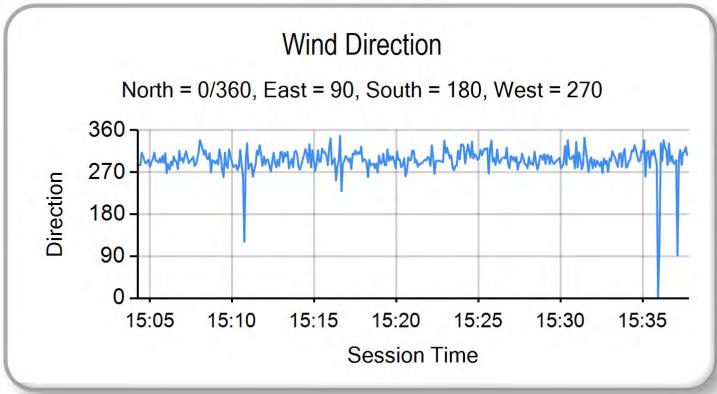
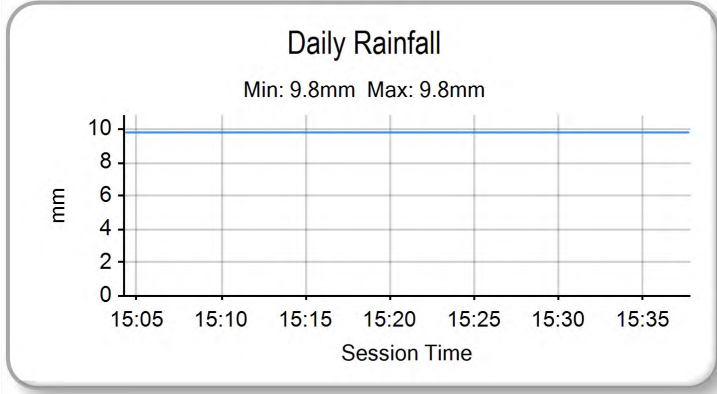
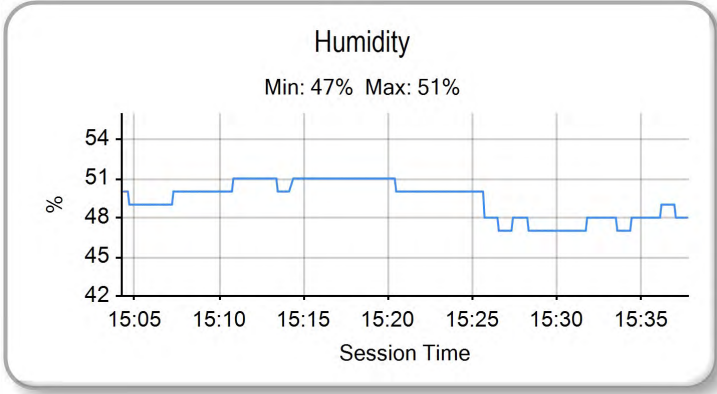
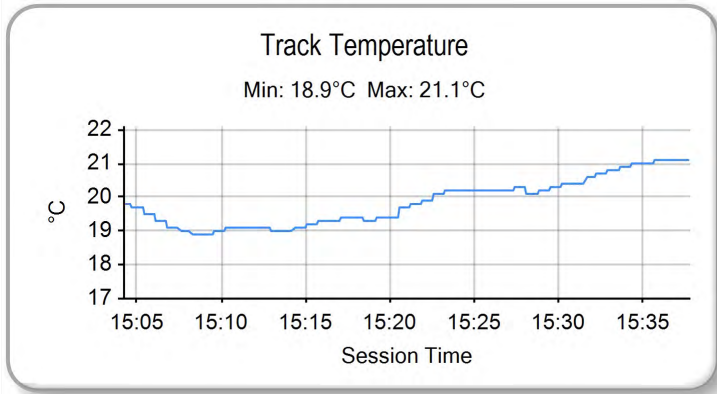
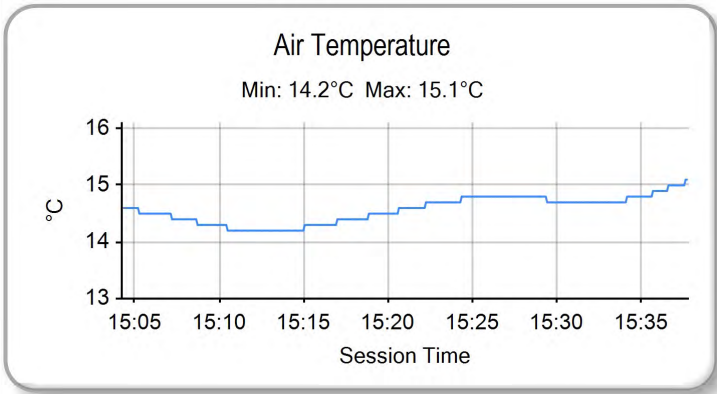
Printed - 15:45 Friday, 01 October 2021

MCRCB BULLETIN TK072

2021 Bennetts British Superbike Championship - Round 10

2021 Honda British Talent Cup

FREE PRACTICE 2 - WEATHER CONDITIONS



Weather / Track : Cloudy / Dry

Results can be found at www.tsl-timing.com

Donington Park GP
Circuit Length = 2.4873 miles
Start: 15:05 Flag 15:35 End: 15:37

Printed - 15:46 Friday, 01 October 2021

FREE PRACTICE - COMBINED CLASSIFICATION

POS	NO	NAME	NAT	ENTRY	FIRST		SECOND		GAP	DIFF
					TIME	LAPS	TIME	LAPS		
1	67	Casey O'GORMAN	GBR	Honda - Microlise Cresswell Racing	1:48.000	16	1:41.516	17		
2	57	Johnny GARNES	GBR	Honda - City Lifting by RS Racing	1:51.660	15	1:42.757	15	1.241	1.241
3	7	Jamie LYONS	GBR	Honda - C&M Motors Ltd / Tooltec Racing	1:51.600	15	1:42.973	17	1.457	0.216
4	34	James COOK	GBR	Honda - Wilson Racing	1:55.021	13	1:43.164	17	1.648	0.191
5	74	Carter BROWN	GBR	Honda - City Lifting by RS Racing	1:57.547	7	1:43.266	16	1.750	0.102
6	4	Sullivan MOUNSEY	GBR	Honda - iForce Lloyd & Jones	1:58.023	6	1:43.300	18	1.784	0.034
7	9	Bailey STUART-CAMPBELL	GBR	Honda - Team 151s	1:56.811	15	1:43.445	17	1.929	0.145
8	24	Cormac BUCHANAN	NZL	Honda - Microlise Cresswell Racing	1:51.158	15	1:44.078	16	2.562	0.633
9	96	Rossi BANHAM	GBR	Honda - MJL Racing	1:52.225	16	1:44.340	16	2.824	0.262
10	48	Ollie WALKER	GBR	Honda - Moto Rapido / SP125 Racing	1:51.774	16	1:44.600	14	3.084	0.260
11	15	Harrison CROSBY	GBR	Honda - Banks Racing	1:53.536	9	1:44.610	14	3.094	0.010
12	52	Evan BELFORD	GBR	Honda - City Lifting by RS Racing	1:52.736	9	1:44.659	10	3.143	0.049
13	53	Kiyano VEIJER	NLD	Honda - Microlise Cresswell Racing	1:51.380	15	1:44.787	16	3.271	0.128
14	37	Corey TINKER	GBR	Honda - CT Racing	1:56.365	14	1:44.888	15	3.372	0.101
15	55	Harrison DESOY	GBR	Honda - Thorneycroft56 Racing	1:54.947	14	1:45.194	16	3.678	0.306
16	5	Mason JOHNSON	GBR	Honda - Johnson Racing	1:52.591	14	1:45.311	10	3.795	0.117
17	33	JJ CUNNINGHAM	GBR	Honda - Thorneycroft56 / JCRsupersport	1:54.727	16	1:45.330	17	3.814	0.019
18	29	Lucas BROWN	GBR	Honda - Amphibian Scaffolding / SP125 Racing	1:52.793	15	1:45.379	15	3.863	0.049
19	79	Harley McCABE	GBR	Honda - MLav VisionTrack Academy	1:53.765	15	1:45.838	17	4.322	0.459
20	65	Alexander ROWAN	GBR	Honda - Victoria House Mortimer Racing	1:54.790	14	1:45.863	17	4.347	0.025
21	43	Ryan HITCHCOCK	GBR	Honda - Wilson Racing	2:00.737	12	1:45.889	15	4.373	0.026
22	20	Maik DUIN	NLD	Honda - Ernst Dubbink Eveno Racing	1:54.540	15	1:45.921	16	4.405	0.032
23	12	Josh BANNISTER	GBR	Honda - Dunsley Heat Racing	1:56.334	15	1:46.200	17	4.684	0.279
24	41	Luca HOPKINS	GBR	Honda - Wilson Racing	1:55.674	14	1:46.416	16	4.900	0.216
25	40	Julian CORREA	USA	Honda - Microlise Cresswell Racing	1:52.529	15	1:46.727	17	5.211	0.311
26	21	Troy JEFFREY	GBR	Honda - Stiggymotorsport	1:58.636	14	1:46.848	14	5.332	0.121
27	27	Ted WILKINSON	GBR	Honda - RMB Racing	1:54.668	15	1:46.985	17	5.469	0.137
28	64	Clayton EDMUNDS	GBR	Honda - MJL Racing	1:58.167	14	1:47.110	15	5.594	0.125
29	66	Rossi DOBSON	GBR	Honda - WM Racing	1:59.511	15	1:47.188	17	5.672	0.078
30	99	Peter WILLIS	GBR	Honda - WM Racing	1:54.432	15	1:47.256	17	5.740	0.068
31	61	Harrison MACKAY	GBR	Honda - True Heroes Racing / Super Soco	1:53.924	15	1:47.369	16	5.853	0.113
32	44	Lucas HILL	GBR	Honda - Ashcourt Racing	1:59.106	14	1:47.819	16	6.303	0.450
33	22	Anthony EAGLE	UZB	Honda - Microlise Cresswell Racing	1:57.177	14	1:48.694	17	7.178	0.875
34	71	Daniel GOODMAN	GBR	Honda - MLav VisionTrack Academy	2:02.720	13	1:51.045	16	9.529	2.351
35	51	Holly HARRIS	GBR	Honda - MJL Racing	2:04.160	13	1:51.422	15	9.906	0.377

QUALIFYING LAPTIME (110.0% of 1:41.516) = 1:51.667

36	23	Rhys STEPHENSON	GBR	Honda - Rocket Racing	1:55.268	4		3	13.752	3.846
----	----	-----------------	-----	-----------------------	----------	---	--	---	--------	-------

Weather / Track : Cloudy / Dry

These results are provisional until the conclusion of any judicial and technical matters.

Donington Park GP

Circuit Length = 2.4873 miles

Start: 15:05 Flag 15:35 End: 15:37

Race Director :	Stewards :	Timekeeper : Richard Evans
-----------------	------------	----------------------------

Results can be found at www.britishsuperbike.com

Printed - 15:41 Friday, 01 October 2021

QUALIFYING - CLASSIFICATION

POS	NO	NAME	NAT	ENTRY	TIME	ON	LAPS	GAP	DIFF	MPH
1	67	Casey O'GORMAN	GBR	Honda - Microlise Cresswell Racing	1:42.489	10	11			87.36
2	74	Carter BROWN	GBR	Honda - City Lifting by RS Racing	1:43.466	9	11	0.977	0.977	86.54
3	57	Johnny GARNES	GBR	Honda - City Lifting by RS Racing	1:43.823	11	12	1.334	0.357	86.24
4	7	Jamie LYONS	GBR	Honda - C&M Motors Ltd / Tooltec Racing	1:43.855	10	12	1.366	0.032	86.22
5	48	Ollie WALKER	GBR	Honda - Moto Rapido / SP125 Racing	1:43.879	9	9	1.390	0.024	86.20
6	15	Harrison CROSBY	GBR	Honda - Banks Racing	1:44.170	7	11	1.681	0.291	85.96
7	52	Evan BELFORD	GBR	Honda - City Lifting by RS Racing	1:44.313	11	11	1.824	0.143	85.84
8	4	Sullivan MOUNSEY	GBR	Honda - iForce Lloyd & Jones	1:44.331	10	11	1.842	0.018	85.82
9	96	Rossi BANHAM	GBR	Honda - MJL Racing	1:44.549	10	11	2.060	0.218	85.64
10	9	Bailey STUART-CAMPBELL	GBR	Honda - Team 151s	1:44.620	6	11	2.131	0.071	85.59
11	5	Mason JOHNSON	GBR	Honda - Johnson Racing	1:44.707	9	11	2.218	0.087	85.51
12	37	Corey TINKER	GBR	Honda - CT Racing	1:44.823	6	10	2.334	0.116	85.42
13	53	Kiyano VEIJER	NLD	Honda - Microlise Cresswell Racing	1:44.832	10	11	2.343	0.009	85.41
14	33	JJ CUNNINGHAM	GBR	Honda - Thorneycroft56 / JCRsupersport	1:45.041	11	11	2.552	0.209	85.24
15	24	Cormac BUCHANAN	NZL	Honda - Microlise Cresswell Racing	1:45.138	9	10	2.649	0.097	85.16
16	29	Lucas BROWN	GBR	Honda - Amphibian Scaffolding / SP125 Racing	1:45.167	5	11	2.678	0.029	85.14
17	20	Maik DUIN	NLD	Honda - Ernst Dubbink Eveno Racing	1:45.426	11	12	2.937	0.259	84.93
18	79	Harley McCABE	GBR	Honda - MLav VisionTrack Academy	1:45.496	11	12	3.007	0.070	84.87
19	34	James COOK	GBR	Honda - Wilson Racing	1:45.504	10	11	3.015	0.008	84.87
20	43	Ryan HITCHCOCK	GBR	Honda - Wilson Racing	1:45.642	7	10	3.153	0.138	84.76
21	55	Harrison DESSOY	GBR	Honda - Thorneycroft56 Racing	1:45.658	11	11	3.169	0.016	84.74
22	23	Rhys STEPHENSON	GBR	Honda - Rocket Racing	1:45.781	11	11	3.292	0.123	84.65
23	41	Luca HOPKINS	GBR	Honda - Wilson Racing	1:45.884	11	11	3.395	0.103	84.56
24	44	Lucas HILL	GBR	Honda - Ashcourt Racing	1:45.970	10	11	3.481	0.086	84.49
25	12	Josh BANNISTER	GBR	Honda - Dunsley Heat Racing	1:46.132	11	12	3.643	0.162	84.37
26	99	Peter WILLIS	GBR	Honda - WM Racing	1:46.174	6	11	3.685	0.042	84.33
27	64	Clayton EDMUNDS	GBR	Honda - MJL Racing	1:46.380	10	10	3.891	0.206	84.17
28	40	Julian CORREA	USA	Honda - Microlise Cresswell Racing	1:46.450	10	11	3.961	0.070	84.11
29	61	Harrison MACKAY	GBR	Honda - True Heroes Racing / Super Soco	1:46.815	10	10	4.326	0.365	83.83
30	66	Rossi DOBSON	GBR	Honda - WM Racing	1:47.490	11	11	5.001	0.675	83.30
31	22	Anthony EAGLE	UZB	Honda - Microlise Cresswell Racing	1:48.520	8	11	6.031	1.030	82.51
32	27	Ted WILKINSON	GBR	Honda - RMB Racing	1:48.621	6	9	6.132	0.101	82.43
33	71	Daniel GOODMAN	GBR	Honda - MLav VisionTrack Academy	1:48.750	9	11	6.261	0.129	82.33
34	65	Alexander ROWAN	GBR	Honda - Victoria House Mortimer Racing	1:48.860	5	10	6.371	0.110	82.25
35	51	Holly HARRIS	GBR	Honda - MJL Racing	1:50.058	10	11	7.569	1.198	81.36
36	21	Troy JEFFREY	GBR	Honda - Stiggymotorsport	1:51.841	6	8	9.352	1.783	80.06

QUALIFYING LAPTIME (110.0% of 1:42.489) = 1:52.737

#29 - Lap 2 time cancelled - Course cut at T9/T10
 #99 - Lap 2 time cancelled - Exceeded track limits at T9/T10
 #71 - Lap 2 time cancelled - Course cut at T9/T10
 #65 - Lap 3 time cancelled - Exceeded track limits at T9/T10
 #52 - Lap 4 time cancelled - Course cut at T9/T10
 #20 - Lap 5 time cancelled - Course cut at T9/T10
 #12 - Lap 5 time cancelled - Course cut at T9/T10
 #65 - Lap 6 time cancelled - Exceeded track limits at T9/T10
 #4 - Lap 7 time cancelled - Course cut at T9/T10
 #71 - Lap 7 time cancelled - Course cut at T9/T10
 #7 - Lap 8 time cancelled - Course cut at T9/T10
 #66 - Lap 8 time cancelled - Course cut at T9/T10
 #20 - Lap 9 time cancelled - Course cut at T9/T10

Weather / Track : Cloudy / Dry

These results are provisional until the conclusion of any judicial and technical matters.

Donington Park GP

Circuit Length = 2.4873 miles

Start: 09:28 Flag 09:48 End: 09:49

Race Director :	Stewards :	Timekeeper : Richard Evans
-----------------	------------	----------------------------

Results can be found at www.britishsuperbike.com

Printed - 09:51 Saturday, 02 October 2021

MCRCB BULLETIN TK116

2021 Bennetts British Superbike Championship - Round 10

2021 Honda British Talent Cup

QUALIFYING - SECTOR ANALYSIS



SECTOR 1 = FL to I1, SECTOR 2 = I1 to I2, SECTOR 3 = I2 to I3, SECTOR 4 = I3 to I4, SECTOR 5 = I4 to FL, DIFF = Difference To Personal Best Lap, P = Crossed Finish Line in Pit Lane, D = Time Disallowed

P1 67		Casey O'GORMAN				Honda - Microlise Cresswell Racing							
IDEAL LAP TIME : 1:42.270		BEST LAP TIME : 1:42.489				DIFFERENCE : 0.219							
LAP	SECTOR 1	SECTOR 2	SECTOR 3	SECTOR 4	SECTOR 5	LAP TIME	MPH	DIFF	TIME OF DAY				
1-	OUTLAP	104.8	31.164	15.736	111.2	14.128	36.557	90.4		09:30:36.992			
2-	23.277	109.4	29.504	13.502	124.0	13.549	28.100	91.0	1:47.932	82.96	5.443	09:32:24.924	
3-	22.665	109.8	29.746	13.499	122.2	16.535	IN PIT		1:49.233	P	81.97	6.744	09:34:14.157
4-	OUTLAP	113.9	28.410	13.523	120.9	12.703	27.033	91.1	2:06.117	71.00	23.628	09:36:20.274	
5-	27.882	89.4	33.378	14.735	116.5	16.117	IN PIT		2:04.165	P	72.11	21.676	09:38:24.439
6-	OUTLAP	112.7	28.452	13.479	120.6	12.787	27.552	92.1	1:59.675	74.82	17.186	09:40:24.114	
7-	22.309	114.3	27.900	13.278	123.3	12.597	27.014	92.0	1:43.098	(3)	86.85	0.609	09:42:07.212
8-	22.259	115.7	27.743	13.301	122.0	12.457	26.851	91.1	1:42.611	(2)	87.26	0.122	09:43:49.823
9-	22.217	115.5	27.980	13.302	122.0	12.594	27.084	91.6	1:43.177		86.78	0.688	09:45:33.000
10-	22.108	116.7	27.689	13.228	122.4	12.463	27.001	90.9	1:42.489	(1)	87.36		09:47:15.489
11-	22.045	115.7	28.265	13.286	121.5	15.109	IN PIT		1:51.993	P	79.95	9.504	09:49:07.482

P2 74		Carter BROWN				Honda - City Lifting by RS Racing							
IDEAL LAP TIME : 1:43.271		BEST LAP TIME : 1:43.466				DIFFERENCE : 0.195							
LAP	SECTOR 1	SECTOR 2	SECTOR 3	SECTOR 4	SECTOR 5	LAP TIME	MPH	DIFF	TIME OF DAY				
1-	OUTLAP	92.3	31.792	15.736	110.1	13.919	37.573	88.6				09:30:37.700	
2-	23.254	112.4	29.094	13.465	122.0	13.434	28.538	89.3	1:47.785	83.07	4.319	09:32:25.485	
3-	22.351	115.9	29.785	13.462	121.7	16.703	IN PIT		1:49.474	P	81.79	6.008	09:34:14.959
4-	OUTLAP	114.9	28.385	13.353	120.4	13.105	27.600	88.8	2:06.610	70.72	23.144	09:36:21.569	
5-	23.834	79.3	35.970	14.789	113.7	16.070	33.032	89.3	2:03.695	72.39	20.229	09:38:25.264	
6-	22.673	108.5	28.823	13.447	119.4	12.817	27.527	89.1	1:45.287	85.04	1.821	09:40:10.551	
7-	22.612	113.5	28.436	13.445	118.9	12.764	27.464	89.0	1:44.721	85.50	1.255	09:41:55.272	
8-	22.483	115.7	28.543	13.414	119.1	12.958	26.993	89.5	1:44.391	(3)	85.77	0.925	09:43:39.663
9-	22.507	112.7	28.170	13.271	118.9	12.653	26.865	89.8	1:43.466	(1)	86.54		09:45:23.129
10-	22.520	113.3	28.218	13.278	119.6	12.614	26.979	89.9	1:43.609	(2)	86.42	0.143	09:47:06.738
11-	30.162	92.1	29.541	13.404	120.9	14.469	IN PIT		2:01.435	P	73.73	17.969	09:49:08.173

P3 57		Johnny GARNES				Honda - City Lifting by RS Racing							
IDEAL LAP TIME : 1:43.545		BEST LAP TIME : 1:43.823				DIFFERENCE : 0.278							
LAP	SECTOR 1	SECTOR 2	SECTOR 3	SECTOR 4	SECTOR 5	LAP TIME	MPH	DIFF	TIME OF DAY				
1-	OUTLAP	91.1	31.824	13.864	124.0	13.727	28.773	93.5				09:30:03.588	
2-	22.976	103.7	29.486	13.486	125.2	13.771	28.155	92.1	1:47.874	83.00	4.051	09:31:51.462	
3-	22.543	110.0	28.812	13.319	125.2	12.928	27.825	93.5	1:45.427	84.93	1.604	09:33:36.889	
4-	22.726	110.1	28.796	13.430	124.7	12.759	27.693	93.7	1:45.404	84.95	1.581	09:35:22.293	
5-	22.723	104.6	28.589	13.395	124.5	12.890	27.643	93.8	1:45.240	85.08	1.417	09:37:07.533	
6-	22.116	114.1	28.744	13.317	124.5	12.921	27.518	92.4	1:44.616	(3)	85.59	0.793	09:38:52.149
7-	22.605	113.7	28.762	13.396	124.2	12.829	27.748	93.3	1:45.340	85.00	1.517	09:40:37.489	
8-	22.709	109.4	28.653	13.425	124.2	12.845	27.401	93.3	1:45.033	85.25	1.210	09:42:22.522	
9-	22.269	113.7	28.384	13.309	124.0	12.667	27.389	92.0	1:44.018	(2)	86.08	0.195	09:44:06.540
10-	22.409	111.6	28.633	13.388	124.0	12.873	27.360	92.8	1:44.663	85.55	0.840	09:45:51.203	
11-	22.394	112.5	28.319	13.265	122.6	12.659	27.186	93.8	1:43.823	(1)	86.24		09:47:35.026
12-	22.477	108.5	29.296	18.743	76.2	15.398	IN PIT		1:55.004	P	77.86	11.181	09:49:30.030

Weather / Track : Cloudy / Dry

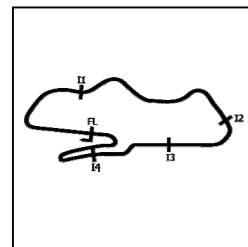
Donington Park GP
Circuit Length = 2.4873 miles
Start: 09:28 Flag 09:48 End: 09:49

MCRCB BULLETIN TK116

2021 Bennetts British Superbike Championship - Round 10

2021 Honda British Talent Cup

QUALIFYING - SECTOR ANALYSIS



SECTOR 1 = FL to I1, SECTOR 2 = I1 to I2, SECTOR 3 = I2 to I3, SECTOR 4 = I3 to I4, SECTOR 5 = I4 to FL, DIFF = Difference To Personal Best Lap, P = Crossed Finish Line in Pit Lane, D = Time Disallowed

P4		7		Jamie LYONS				Honda - C&M Motors Ltd / Tooltec Racing				
IDEAL LAP TIME : 1:43.726		BEST LAP TIME : 1:43.855		DIFFERENCE : 0.129								
LAP	SECTOR 1	SECTOR 2	SECTOR 3	SECTOR 4	SECTOR 5	LAP TIME	MPH	DIFF	TIME OF DAY			
1-	OUTLAP	93.2	30.500	13.928	117.5	13.877	28.324	87.3		09:29:58.124		
2-	22.848	114.3	28.857	13.811	117.3	12.881	27.853	87.2	1:46.250	84.27	2.395	09:31:44.374
3-	22.745	113.7	28.159	13.412	118.9	12.654	27.867	87.3	1:44.837	85.41	0.982	09:33:29.211
4-	22.927	113.5	28.110	13.497	117.3	12.809	27.387	87.8	1:44.730	85.50	0.875	09:35:13.941
5-	22.601	113.1	28.017	13.487	116.7	12.663	27.561	87.7	1:44.329 (3)	85.82	0.474	09:36:58.270
6-	22.646	115.3	28.089	13.700	116.3	12.610	27.377	87.6	1:44.422	85.75	0.567	09:38:42.692
7-	22.641	114.5	28.066	13.538	117.3	12.591	27.297	86.7	1:44.133 (2)	85.99	0.278	09:40:26.825
8-	22.810	114.3	28.970	14.002	115.7	13.093	29.207	87.4	1:48.082 D	82.84	4.227	09:42:14.907
9-	23.353	110.3	29.124	13.898	116.9	13.475	35.570	87.7	1:55.420	77.58	11.565	09:44:10.327
10-	22.610	115.1	27.881	13.398	118.1	12.549	27.417	85.5	1:43.855 (1)	86.22		09:45:54.182
11-	22.847	107.0	28.978	13.670	118.7	13.098	27.764	87.6	1:46.357	84.19	2.502	09:47:40.539
12-	23.018	97.3	32.424	17.783	91.1	14.574	IN PIT		1:58.710 P	75.43	14.855	09:49:39.249

P5		48		Ollie WALKER				Honda - Moto Rapido / SP125 Racing				
IDEAL LAP TIME : 1:43.702		BEST LAP TIME : 1:43.879		DIFFERENCE : 0.177								
LAP	SECTOR 1	SECTOR 2	SECTOR 3	SECTOR 4	SECTOR 5	LAP TIME	MPH	DIFF	TIME OF DAY			
1-	OUTLAP	95.4	31.839	14.161	119.6	13.855	29.282	89.9				09:30:07.923
2-	23.576	97.9	29.280	13.560	122.2	13.346	28.089	89.5	1:47.851	83.02	3.972	09:31:55.774
3-	23.024	106.6	29.309	13.754	121.7	13.079	27.808	90.5	1:46.974	83.70	3.095	09:33:42.748
4-	22.500	111.2	28.862	13.625	121.3	13.037	27.978	91.3	1:46.002	84.47	2.123	09:35:28.750
5-	22.406	115.9	28.450	13.498	121.1	12.891	27.600	91.0	1:44.845 (2)	85.40	0.966	09:37:13.595
6-	22.361	112.9	28.441	13.487	120.6	13.016	27.542	90.8	1:44.847 (3)	85.40	0.968	09:38:58.442
7-	22.252	114.5	28.132	13.355	121.3	12.761	IN PIT		1:43.707 P	86.34		09:40:42.149
8-	OUTLAP	108.5	29.248	17.486	81.1	13.773	27.566	90.4	4:43.541	31.58	2:59.662	09:45:25.690
9-	22.319	116.9	28.203	13.349	120.2	12.800	27.208	90.3	1:43.879 (1)	86.20		09:47:09.569

P6		15		Harrison CROSBY				Honda - Banks Racing				
IDEAL LAP TIME : 1:43.900		BEST LAP TIME : 1:44.170		DIFFERENCE : 0.270								
LAP	SECTOR 1	SECTOR 2	SECTOR 3	SECTOR 4	SECTOR 5	LAP TIME	MPH	DIFF	TIME OF DAY			
1-	OUTLAP	88.5	31.788	14.423	107.7	14.433	29.170	87.8				09:29:57.297
2-	23.233	110.9	29.501	13.731	118.5	13.335	28.324	86.9	1:48.124	82.81	3.954	09:31:45.421
3-	23.112	112.7	28.573	13.727	116.7	12.914	27.540	87.8	1:45.866	84.58	1.696	09:33:31.287
4-	22.989	110.9	28.471	13.519	118.1	12.975	27.535	87.7	1:45.489	84.88	1.319	09:35:16.776
5-	22.827	112.5	28.359	13.531	117.1	12.863	27.355	87.9	1:44.935	85.33	0.765	09:37:01.711
6-	22.764	113.3	28.081	13.518	116.3	12.850	27.079	88.0	1:44.292 (2)	85.85	0.122	09:38:46.003
7-	22.696	114.1	28.063	13.463	117.5	12.700	27.248	87.7	1:44.170 (1)	85.96		09:40:30.173
8-	23.769	103.8	30.635	14.085	109.8	13.237	IN PIT		1:48.372 P	82.62	4.202	09:42:18.545
9-	OUTLAP	109.2	29.089	13.845	114.3	12.999	27.464	87.8	2:51.740	52.13	1:07.570	09:45:10.285
10-	22.753	113.7	28.034	13.592	116.5	12.861	27.186	88.4	1:44.426 (3)	85.74	0.256	09:46:54.711
11-	22.707	114.3	27.962	13.527	116.7	12.859	30.045	64.9	1:47.100	83.60	2.930	09:48:41.811

P7		52		Evan BELFORD				Honda - City Lifting by RS Racing				
IDEAL LAP TIME : 1:43.907		BEST LAP TIME : 1:44.313		DIFFERENCE : 0.406								
LAP	SECTOR 1	SECTOR 2	SECTOR 3	SECTOR 4	SECTOR 5	LAP TIME	MPH	DIFF	TIME OF DAY			
1-	OUTLAP	93.9	32.251	14.473	118.1	13.559	28.948	87.4				09:30:00.511
2-	23.112	105.8	29.805	13.926	118.9	12.982	27.905	90.4	1:47.730	83.11	3.417	09:31:48.241
3-	23.315	96.1	29.504	13.746	119.8	13.347	IN PIT		1:46.530 P	84.05	2.217	09:33:34.771
4-	OUTLAP	104.3	29.633	13.823	117.3	13.536	28.313	90.1	2:42.537 D	55.09	58.224	09:36:17.308
5-	23.090	109.1	28.967	13.724	118.5	13.200	27.565	90.1	1:46.546	84.04	2.233	09:38:03.854
6-	22.594	113.5	28.685	13.814	118.1	13.172	27.610	90.8	1:45.875	84.57	1.562	09:39:49.729
7-	22.662	109.6	29.006	13.643	119.1	12.886	27.420	90.9	1:45.617	84.78	1.304	09:41:35.346
8-	22.582	115.1	28.400	13.529	117.7	12.872	27.188	90.6	1:44.571 (2)	85.63	0.258	09:43:19.917
9-	22.577	112.0	28.454	13.732	118.9	12.976	27.122	90.8	1:44.861	85.39	0.548	09:45:04.778
10-	22.454	116.3	28.241	13.388	120.6	12.841	27.772	90.4	1:44.696 (3)	85.52	0.383	09:46:49.474
11-	22.536	113.1	28.102	13.557	117.3	12.933	27.185	88.0	1:44.313 (1)	85.84		09:48:33.787

Weather / Track : Cloudy / Dry

Donington Park GP
Circuit Length = 2.4873 miles
Start: 09:28 Flag 09:48 End: 09:49

MCRCB BULLETIN TK116

2021 Bennetts British Superbike Championship - Round 10

2021 Honda British Talent Cup

QUALIFYING - SECTOR ANALYSIS



SECTOR 1 = FL to I1, SECTOR 2 = I1 to I2, SECTOR 3 = I2 to I3, SECTOR 4 = I3 to I4, SECTOR 5 = I4 to FL, DIFF = Difference To Personal Best Lap, P = Crossed Finish Line in Pit Lane, D = Time Disallowed

P8		4		Sullivan MOUNSEY					Honda - iForce Lloyd & Jones			
IDEAL LAP TIME : 1:44.089		BEST LAP TIME : 1:44.331		DIFFERENCE : 0.242								
LAP	SECTOR 1	SECTOR 2	SECTOR 3	SECTOR 4	SECTOR 5	LAP TIME	MPH	DIFF	TIME OF DAY			
1-	OUTLAP	96.6	31.327	14.047	118.9	13.594	34.002	89.4		09:30:36.051		
2-	23.604	103.0	29.954	13.641	120.4	13.237	28.161	90.9	1:48.597	82.45	4.266	09:32:24.648
3-	22.564	107.8	29.178	13.497	120.9	12.907	27.861	91.5	1:46.007	84.47	1.676	09:34:10.655
4-	22.492	112.2	28.987	13.366	122.4	13.553	30.613	91.9	1:49.011	82.14	4.680	09:35:59.666
5-	22.613	108.9	29.171	13.633	121.7	13.190	27.624	90.9	1:46.231	84.29	1.900	09:37:45.897
6-	22.562	110.5	28.645	13.331	121.1	12.903	27.206	91.9	1:44.647 (2)	85.56	0.316	09:39:30.544
7-	22.437	111.4	28.552	13.299	121.3	14.322	27.583	91.8	1:46.193 D	84.32	1.862	09:41:16.737
8-	22.526	109.4	28.656	13.355	122.0	12.822	28.088	91.6	1:45.447 (3)	84.91	1.116	09:43:02.184
9-	22.935	104.2	30.151	16.447	79.0	14.354	29.564	91.9	1:53.451	78.92	9.120	09:44:55.635
10-	22.437	112.4	28.537	13.351	121.1	12.785	27.221	92.3	1:44.331 (1)	85.82		09:46:39.966
11-	22.422	114.1	28.516	13.312	122.0	12.646	29.103	90.1	1:45.999	84.47	1.668	09:48:25.965

P9		96		Rossi BANHAM					Honda - MJL Racing			
IDEAL LAP TIME : 1:43.753		BEST LAP TIME : 1:44.549		DIFFERENCE : 0.796								
LAP	SECTOR 1	SECTOR 2	SECTOR 3	SECTOR 4	SECTOR 5	LAP TIME	MPH	DIFF	TIME OF DAY			
1-	OUTLAP	98.2	29.665	14.107	117.7	13.261	28.690	89.1				09:30:04.055
2-	23.319	110.0	29.264	13.926	118.7	13.361	27.782	88.5	1:47.652	83.17	3.103	09:31:51.707
3-	22.694	111.8	28.658	13.522	119.6	12.711	27.842	89.2	1:45.427	84.93	0.878	09:33:37.134
4-	22.691	110.7	28.751	13.729	119.6	12.588	27.753	88.5	1:45.512	84.86	0.963	09:35:22.646
5-	22.787	111.4	28.413	13.616	119.4	12.707	27.751	89.5	1:45.274 (3)	85.05	0.725	09:37:07.920
6-	22.833	113.1	28.029	13.305	120.9	13.022	27.477	89.0	1:44.666 (2)	85.55	0.117	09:38:52.586
7-	22.516	114.5	28.565	13.564	119.8	12.715	IN PIT		1:42.925 P	86.99		09:40:35.511
8-	OUTLAP	109.2	28.345	13.512	118.5	12.742	27.342	88.1	2:46.404	53.81	1:01.855	09:43:21.915
9-	22.959	110.9	28.455	13.516	117.9	13.209	27.776	88.7	1:45.915	84.54	1.366	09:45:07.830
10-	22.746	112.9	28.274	13.541	117.5	12.673	27.315	88.8	1:44.549 (1)	85.64		09:46:52.379
11-	22.739	111.4	28.142	13.481	118.1	12.649	29.447	58.8	1:46.458	84.11	1.909	09:48:38.837

P10		9		Bailey STUART-CAMPBELL					Honda - Team 151s			
IDEAL LAP TIME : 1:44.307		BEST LAP TIME : 1:44.620		DIFFERENCE : 0.313								
LAP	SECTOR 1	SECTOR 2	SECTOR 3	SECTOR 4	SECTOR 5	LAP TIME	MPH	DIFF	TIME OF DAY			
1-	OUTLAP	94.2	32.188	14.577	120.0	13.994	30.063	90.0				09:30:23.573
2-	23.199	109.6	29.170	13.709	121.1	13.123	27.680	91.5	1:46.881	83.77	2.261	09:32:10.454
3-	22.985	103.0	29.194	13.557	122.4	13.191	27.586	91.5	1:46.513	84.06	1.893	09:33:56.967
4-	22.519	104.3	40.697	14.765	119.8	13.841	28.641	90.8	2:00.463	74.33	15.843	09:35:57.430
5-	23.360	105.6	29.348	13.790	120.9	12.920	27.787	90.1	1:47.205	83.52	2.585	09:37:44.635
6-	22.645	111.1	28.646	13.517	121.7	12.647	27.165	89.4	1:44.620 (1)	85.59		09:39:29.255
7-	22.618	110.3	28.463	13.519	122.2	12.643	27.411	92.0	1:44.654 (2)	85.56	0.034	09:41:13.909
8-	23.112	106.6	29.442	13.607	121.3	12.977	29.075	91.9	1:48.213	82.74	3.593	09:43:02.122
9-	22.759	105.0	29.451	13.524	121.1	12.792	27.475	91.8	1:46.001	84.47	1.381	09:44:48.123
10-	22.660	108.9	28.683	13.671	121.3	12.852	27.309	91.9	1:45.175	85.13	0.555	09:46:33.298
11-	22.619	111.8	28.784	13.642	122.0	12.787	27.279	90.4	1:45.111 (3)	85.19	0.491	09:48:18.409

P11		5		Mason JOHNSON					Honda - Johnson Racing			
IDEAL LAP TIME : 1:44.207		BEST LAP TIME : 1:44.707		DIFFERENCE : 0.500								
LAP	SECTOR 1	SECTOR 2	SECTOR 3	SECTOR 4	SECTOR 5	LAP TIME	MPH	DIFF	TIME OF DAY			
1-	OUTLAP	102.9	30.762	13.913	118.3	13.515	28.585	86.4				09:29:51.279
2-	23.382	112.4	29.414	13.898	115.1	12.933	27.976	87.3	1:47.603	83.21	2.896	09:31:38.882
3-	23.105	112.2	29.266	13.774	114.9	12.864	27.463	87.9	1:46.472	84.10	1.765	09:33:25.354
4-	23.016	104.0	32.055	13.990	116.9	12.829	27.506	88.4	1:49.396	81.85	4.689	09:35:14.750
5-	22.630	113.9	28.527	13.517	115.7	12.641	27.405	88.7	1:44.720 (2)	85.50	0.013	09:36:59.470
6-	22.603	114.1	28.772	13.592	115.9	12.754	27.204	88.1	1:44.925 (3)	85.34	0.218	09:38:44.395
7-	22.924	112.7	28.815	13.589	116.3	12.844	27.428	88.0	1:45.600	84.79	0.893	09:40:29.995
8-	24.183	107.0	30.701	14.098	109.8	13.686	30.085	89.9	1:52.753	79.41	8.046	09:42:22.748
9-	22.761	114.5	28.242	13.540	116.7	12.728	27.436	88.6	1:44.707 (1)	85.51		09:44:07.455
10-	22.760	112.7	28.510	13.527	117.5	12.998	27.926	88.8	1:45.721	84.69	1.014	09:45:53.176
11-	22.809	107.8	29.542	13.845	114.5	13.381	IN PIT		1:47.117 P	83.59	2.410	09:47:40.293

Weather / Track : Cloudy / Dry

Donington Park GP
Circuit Length = 2.4873 miles
Start: 09:28 Flag 09:48 End: 09:49

MCRCB BULLETIN TK116

2021 Bennetts British Superbike Championship - Round 10

2021 Honda British Talent Cup

QUALIFYING - SECTOR ANALYSIS



SECTOR 1 = FL to I1, SECTOR 2 = I1 to I2, SECTOR 3 = I2 to I3, SECTOR 4 = I3 to I4, SECTOR 5 = I4 to FL, DIFF = Difference To Personal Best Lap, P = Crossed Finish Line in Pit Lane, D = Time Disallowed

P12 37		Corey TINKER					Honda - CT Racing					
IDEAL LAP TIME : 1:44.395		BEST LAP TIME : 1:44.823					DIFFERENCE : 0.428					
LAP	SECTOR 1	SECTOR 2	SECTOR 3	SECTOR 4	SECTOR 5	LAP TIME	MPH	DIFF	TIME OF DAY			
1-	OUTLAP	97.6	30.961	14.347	117.3	14.031	29.675	87.7		09:30:03.285		
2-	23.575	110.5	29.406	13.660	119.4	13.310	28.771	89.9	1:48.722	82.36	3.899	09:31:52.007
3-	22.760	113.3	28.504	13.542	120.0	12.913	28.525	83.1	1:46.244	84.28	1.421	09:33:38.251
4-	22.979	111.6	28.356	13.453	119.1	13.002	27.900	90.0	1:45.690	84.72	0.867	09:35:23.941
5-	22.533	112.4	28.633	13.476	121.5	13.120	27.682	89.9	1:45.444 (3)	84.92	0.621	09:37:09.385
6-	22.619	113.3	27.998	13.314	122.0	13.172	27.720	89.8	1:44.823 (1)	85.42		09:38:54.208
7-	22.529	113.7	28.318	13.421	118.9	12.872	27.898	90.8	1:45.038 (2)	85.24	0.215	09:40:39.246
8-	23.120	112.7	28.343	13.328	119.8	13.053	IN PIT		1:46.214 P	84.30	1.391	09:42:25.460
9-	OUTLAP	103.2	29.697	13.762	117.1	13.130	27.755	89.2	3:43.220	40.11	1:58.397	09:46:08.680
10-	22.996	110.3	28.968	13.623	117.1	12.932	27.773	88.7	1:46.292	84.24	1.469	09:47:54.972

P13 53		Kiyano VEIJER					Honda - Microlise Cresswell Racing					
IDEAL LAP TIME : 1:44.832		BEST LAP TIME : 1:44.832					DIFFERENCE : 0.000					
LAP	SECTOR 1	SECTOR 2	SECTOR 3	SECTOR 4	SECTOR 5	LAP TIME	MPH	DIFF	TIME OF DAY			
1-	OUTLAP	90.5	32.758	14.739	117.5	13.833	30.966	88.3		09:30:24.283		
2-	23.795	106.1	29.974	13.780	120.6	13.499	28.481	90.4	1:49.529	81.75	4.697	09:32:13.812
3-	23.106	108.7	29.529	13.794	122.0	13.215	27.968	91.6	1:47.612	83.21	2.780	09:34:01.424
4-	23.003	109.6	29.819	13.842	121.1	14.563	28.110	91.9	1:49.337	81.89	4.505	09:35:50.761
5-	23.027	110.0	29.273	13.828	121.1	14.685	29.239	89.3	1:50.052	81.36	5.220	09:37:40.813
6-	23.021	108.7	29.599	13.652	121.1	13.007	27.625	92.1	1:46.904	83.76	2.072	09:39:27.717
7-	22.753	110.3	29.080	13.677	121.5	13.085	27.443	91.5	1:46.038 (2)	84.44	1.206	09:41:13.755
8-	23.523	107.2	29.358	13.564	122.4	13.098	28.154	92.4	1:47.697	83.14	2.865	09:43:01.452
9-	23.195	109.2	29.059	13.602	121.1	12.866	27.478	92.1	1:46.200	84.31	1.368	09:44:47.652
10-	22.557	111.8	28.853	13.478	121.7	12.811	27.133	91.8	1:44.832 (1)	85.41		09:46:32.484
11-	22.699	109.2	29.029	13.488	121.7	12.974	27.983	91.0	1:46.173 (3)	84.33	1.341	09:48:18.657

P14 33		JJ CUNNINGHAM					Honda - Thorneycroft56 / JCRsupersport					
IDEAL LAP TIME : 1:44.993		BEST LAP TIME : 1:45.041					DIFFERENCE : 0.048					
LAP	SECTOR 1	SECTOR 2	SECTOR 3	SECTOR 4	SECTOR 5	LAP TIME	MPH	DIFF	TIME OF DAY			
1-	OUTLAP	95.4	32.369	14.232	120.6	14.133	29.418	88.5		09:30:02.640		
2-	23.702	106.0	30.064	13.949	120.6	13.459	28.725	88.7	1:49.899	81.47	4.858	09:31:52.539
3-	23.163	109.6	28.881	13.721	119.6	13.217	28.127	88.5	1:47.109	83.60	2.068	09:33:39.648
4-	23.082	108.9	28.931	13.777	118.5	13.086	28.667	88.7	1:47.543	83.26	2.502	09:35:27.191
5-	23.020	109.4	29.487	13.673	120.9	13.057	28.569	88.7	1:47.806	83.06	2.765	09:37:14.997
6-	23.152	110.3	29.002	13.926	115.3	13.590	IN PIT		1:46.855 P	83.80	1.814	09:39:01.852
7-	OUTLAP	107.7	29.496	15.347	98.3	14.467	29.643	88.7	2:28.389	60.34	43.348	09:41:30.241
8-	23.116	110.5	28.626	13.726	117.1	13.025	28.121	88.5	1:46.614	83.98	1.573	09:43:16.855
9-	23.010	111.6	28.556	13.731	117.5	13.155	27.766	88.7	1:46.218 (2)	84.30	1.177	09:45:03.073
10-	22.975	112.7	28.850	13.603	118.5	13.055	27.854	88.6	1:46.337 (3)	84.20	1.296	09:46:49.410
11-	22.812	116.1	28.081	13.563	120.0	13.073	27.512	89.2	1:45.041 (1)	85.24		09:48:34.451

P15 24		Cormac BUCHANAN					Honda - Microlise Cresswell Racing					
IDEAL LAP TIME : 1:45.023		BEST LAP TIME : 1:45.138					DIFFERENCE : 0.115					
LAP	SECTOR 1	SECTOR 2	SECTOR 3	SECTOR 4	SECTOR 5	LAP TIME	MPH	DIFF	TIME OF DAY			
1-		98.6	31.542	15.678	88.1	14.676	29.551	87.0		09:29:56.986		
2-	23.452	107.0	30.012	13.818	118.9	13.146	29.776	87.9	1:50.204	81.25	5.066	09:31:47.190
3-	23.182	111.2	29.165	13.775	116.5	13.163	28.500	88.7	1:47.785	83.07	2.647	09:33:34.975
4-	23.061	110.3	29.070	13.671	117.3	13.047	27.992	88.6	1:46.841	83.81	1.703	09:35:21.816
5-	22.983	110.0	28.390	13.689	116.9	12.913	27.951	90.0	1:45.926 (2)	84.53	0.788	09:37:07.742
6-	22.926	110.7	28.761	13.569	118.1	12.958	27.951	89.5	1:46.165 (3)	84.34	1.027	09:38:53.907
7-	22.744	112.5	29.045	13.732	115.1	13.186	IN PIT		1:43.915 P	86.17		09:40:37.822
8-	OUTLAP	109.6	28.636	13.760	115.1	13.200	27.497	88.7	4:51.223	30.74	3:06.085	09:45:29.045
9-	22.855	110.1	28.384	13.573	116.7	12.888	27.438	89.3	1:45.138 (1)	85.16		09:47:14.183
10-	22.901	103.4	29.027	13.683	116.5	15.949	IN PIT		1:54.232 P	78.38	9.094	09:49:08.415

Weather / Track : Cloudy / Dry

Donington Park GP
Circuit Length = 2.4873 miles
Start: 09:28 Flag 09:48 End: 09:49

MCRCB BULLETIN TK116

2021 Bennetts British Superbike Championship - Round 10

2021 Honda British Talent Cup

QUALIFYING - SECTOR ANALYSIS



SECTOR 1 = FL to I1, SECTOR 2 = I1 to I2, SECTOR 3 = I2 to I3, SECTOR 4 = I3 to I4, SECTOR 5 = I4 to FL, DIFF = Difference To Personal Best Lap, P = Crossed Finish Line in Pit Lane, D = Time Disallowed

P16 29		Lucas BROWN					Honda - Amphibian Scaffolding / SP125 Racing					
IDEAL LAP TIME : 1:44.625		BEST LAP TIME : 1:45.167					DIFFERENCE : 0.542					
LAP	SECTOR 1	SECTOR 2	SECTOR 3	SECTOR 4	SECTOR 5	LAP TIME	MPH	DIFF	TIME OF DAY			
1-		99.4	30.789	14.097	115.5	13.689	28.965	88.1		09:29:51.686		
2-	23.321	101.3	29.353	13.707	117.1	13.101	32.167		1:51.649 D	80.20	6.482	09:31:43.335
3-	28.121	92.3	30.476	13.769	116.9	13.221	28.663	89.4	1:54.250	78.37	9.083	09:33:37.585
4-	22.668	108.0	28.805	13.432	119.8	13.343	27.840	89.5	1:46.088	84.40	0.921	09:35:23.673
5-	22.676	110.0	28.511	13.458	119.1	12.980	27.542	88.8	1:45.167 (1)	85.14		09:37:08.840
6-	22.793	111.2	28.180	13.363	119.8	13.137	28.278	90.0	1:45.754 D	84.67	0.584	09:38:54.591
7-	22.608	110.9	28.657	13.412	119.8	12.957	27.534	89.8	1:45.168 (2)	85.14	0.001	09:40:39.759
8-	22.809	106.8	28.651	13.501	120.4	13.195	IN PIT		1:45.469 P	84.90	0.302	09:42:25.228
9-	OUTLAP	101.5	29.133	13.689	117.9	13.067	27.773	89.4	2:32.193	58.83	47.026	09:44:57.421
10-	22.740	109.2	28.541	13.536	118.1	13.008	27.757	89.4	1:45.582	84.81	0.415	09:46:43.003
11-	22.756	112.0	28.489	13.728	118.3	12.940	27.604	86.2	1:45.517 (3)	84.86	0.350	09:48:28.520

P17 20		Maik DUIN					Honda - Ernst Dubbink Eveno Racing					
IDEAL LAP TIME : 1:45.044		BEST LAP TIME : 1:45.426					DIFFERENCE : 0.382					
LAP	SECTOR 1	SECTOR 2	SECTOR 3	SECTOR 4	SECTOR 5	LAP TIME	MPH	DIFF	TIME OF DAY			
1-		102.7	30.502	14.049	118.5	13.810	28.808	88.8				09:29:52.157
2-	23.327	101.9	29.412	13.850	117.7	13.499	28.750	84.5	1:48.838	82.27	3.412	09:31:40.995
3-	23.458	109.1	29.292	13.684	116.7	13.286	28.224	88.1	1:47.944	82.95	2.518	09:33:28.939
4-	23.455	110.1	29.545	13.631	117.3	13.362	28.756	88.1	1:48.749	82.34	3.323	09:35:17.688
5-	22.996	113.9	28.752	13.632	116.5	14.368	28.688	88.1	1:48.436 D	82.57	3.010	09:37:06.124
6-	22.967	113.3	29.091	13.615	117.5	13.207	28.074	89.9	1:46.954	83.72	1.528	09:38:53.078
7-	22.662	116.5	28.649	13.521	118.7	13.080	27.737	88.8	1:45.649 (3)	84.75	0.223	09:40:38.727
8-	22.986	114.1	28.757	13.540	116.9	13.286	27.764	88.4	1:46.333	84.21	0.907	09:42:25.060
9-	23.044	114.3	28.653	13.881	116.1	15.207	28.552	89.0	1:49.337 D	81.89	3.911	09:44:14.397
10-	22.929	113.3	28.408	13.593	117.7	13.086	27.595	88.4	1:45.611 (2)	84.78	0.185	09:46:00.008
11-	22.817	117.5	28.491	13.531	119.1	12.858	27.729	90.4	1:45.426 (1)	84.93		09:47:45.434
12-	23.181	97.2	32.330	21.801	54.3	19.056	IN PIT		2:07.935 P	69.99	22.509	09:49:53.369

P18 79		Harley McCABE					Honda - MLav VisionTrack Academy					
IDEAL LAP TIME : 1:45.275		BEST LAP TIME : 1:45.496					DIFFERENCE : 0.221					
LAP	SECTOR 1	SECTOR 2	SECTOR 3	SECTOR 4	SECTOR 5	LAP TIME	MPH	DIFF	TIME OF DAY			
1-	OUTLAP	92.5	31.780	14.204	120.0	13.896	28.825	90.8				09:30:00.858
2-	23.025	109.6	29.808	13.723	119.4	13.282	27.973	91.4	1:47.811	83.05	2.315	09:31:48.669
3-	23.062	102.1	29.692	13.514	119.6	13.242	28.263	91.0	1:47.773	83.08	2.277	09:33:36.442
4-	23.012	111.2	29.343	13.585	116.7	13.040	27.876	91.8	1:46.856	83.79	1.360	09:35:23.298
5-	22.745	112.7	28.959	13.396	121.7	13.168	28.216	91.1	1:46.484	84.09	0.988	09:37:09.782
6-	22.719	111.6	28.822	13.487	120.9	12.978	27.673	92.1	1:45.679 (2)	84.73	0.183	09:38:55.461
7-	22.847	112.0	28.865	13.548	120.6	12.917	27.787	90.9	1:45.964	84.50	0.468	09:40:41.425
8-	22.746	109.6	28.964	13.590	120.0	12.949	27.535	90.3	1:45.784 (3)	84.64	0.288	09:42:27.209
9-	22.912	109.4	28.757	13.437	120.6	12.974	27.792	90.3	1:45.872	84.57	0.376	09:44:13.081
10-	22.740	110.5	28.905	13.577	121.1	12.994	27.981	90.9	1:46.197	84.31	0.701	09:45:59.278
11-	22.710	108.5	28.717	13.485	119.8	12.970	27.614	91.6	1:45.496 (1)	84.87		09:47:44.774
12-	22.936	104.2	31.039	20.875	73.7	17.947	IN PIT		2:06.049 P	71.03	20.553	09:49:50.823

Weather / Track : Cloudy / Dry

Donington Park GP
Circuit Length = 2.4873 miles
Start: 09:28 Flag 09:48 End: 09:49

MCRCB BULLETIN TK116

2021 Bennetts British Superbike Championship - Round 10

2021 Honda British Talent Cup

QUALIFYING - SECTOR ANALYSIS



SECTOR 1 = FL to I1, SECTOR 2 = I1 to I2, SECTOR 3 = I2 to I3, SECTOR 4 = I3 to I4, SECTOR 5 = I4 to FL, DIFF = Difference To Personal Best Lap, P = Crossed Finish Line in Pit Lane, D = Time Disallowed

P19 34		James COOK				Honda - Wilson Racing						
IDEAL LAP TIME : 1:44.960		BEST LAP TIME : 1:45.504		DIFFERENCE : 0.544								
LAP	SECTOR 1	SECTOR 2	SECTOR 3	SECTOR 4	SECTOR 5	LAP TIME	MPH	DIFF	TIME OF DAY			
1-	OUTLAP	90.0	31.817	14.443	118.7	13.772	30.239	88.7		09:30:08.752		
2-	23.578	104.8	29.855	13.687	120.9	13.116	28.876	89.4	1:49.112	82.06	3.608	09:31:57.864
3-	22.843	112.9	29.124	13.828	120.9	12.981	28.249	89.3	1:47.025	83.66	1.521	09:33:44.889
4-	22.639	115.7	29.325	13.658	119.8	12.875	28.293	89.7	1:46.790 (3)	83.85	1.286	09:35:31.679
5-	23.044	111.6	29.134	13.770	119.4	12.953	28.780	89.5	1:47.681	83.15	2.177	09:37:19.360
6-	22.852	114.1	28.923	13.560	120.0	13.063	IN PIT		1:46.848 P	83.80	1.344	09:39:06.208
7-	OUTLAP	105.5	29.992	13.846	118.5	13.336	30.743	91.1	2:08.000	69.95	22.496	09:41:14.208
8-	22.944	105.5	29.194	13.650	119.4	12.936	28.143	90.8	1:46.867	83.79	1.363	09:43:01.075
9-	23.440	107.3	31.606	14.844	104.2	13.588	28.593	89.7	1:52.071	79.89	6.567	09:44:53.146
10-	22.614	111.8	28.639	13.795	118.9	12.819	27.637	90.0	1:45.504 (1)	84.87		09:46:38.650
11-	22.569	113.1	28.539	13.396	121.3	13.196	27.849	91.4	1:45.549 (2)	84.83	0.045	09:48:24.199

P20 43		Ryan HITCHCOCK				Honda - Wilson Racing						
IDEAL LAP TIME : 1:45.440		BEST LAP TIME : 1:45.642		DIFFERENCE : 0.202								
LAP	SECTOR 1	SECTOR 2	SECTOR 3	SECTOR 4	SECTOR 5	LAP TIME	MPH	DIFF	TIME OF DAY			
1-	OUTLAP	99.5	30.542	14.024	116.5	13.714	29.169	87.4				09:31:58.771
2-	23.318	109.6	29.094	13.692	118.7	13.316	28.627	88.4	1:48.047	82.87	2.405	09:33:46.818
3-	23.149	108.0	30.440	13.957	118.7	13.281	28.823	88.0	1:49.650	81.66	4.008	09:35:36.468
4-	23.141	105.5	29.302	13.650	118.5	13.157	28.212	87.7	1:47.462	83.32	1.820	09:37:23.930
5-	22.843	110.0	28.700	13.749	117.9	13.062	28.338	88.4	1:46.692	83.92	1.050	09:39:10.622
6-	22.882	109.4	28.730	13.620	118.3	13.058	28.148	88.8	1:46.438 (3)	84.12	0.796	09:40:57.060
7-	22.830	112.0	28.334	13.528	118.9	13.012	27.938	89.0	1:45.642 (1)	84.76		09:42:42.702
8-	22.744	112.0	28.809	13.553	120.0	13.398	28.021	89.3	1:46.525	84.05	0.883	09:44:29.227
9-	22.671	112.5	28.869	13.523	119.1	13.136	27.900	89.2	1:46.099 (2)	84.39	0.457	09:46:15.326
10-	22.776	110.9	28.906	13.810	118.7	13.185	28.370	88.7	1:47.047	83.64	1.405	09:48:02.373

P21 55		Harrison DESOY				Honda - Thorneycroft56 Racing						
IDEAL LAP TIME : 1:45.512		BEST LAP TIME : 1:45.658		DIFFERENCE : 0.146								
LAP	SECTOR 1	SECTOR 2	SECTOR 3	SECTOR 4	SECTOR 5	LAP TIME	MPH	DIFF	TIME OF DAY			
1-	OUTLAP	92.9	33.104	14.644	115.7	13.899	29.789	87.0				09:30:16.315
2-	24.132	108.4	30.329	13.986	117.7	13.282	28.596	88.7	1:50.325	81.16	4.667	09:32:06.640
3-	23.811	109.1	29.458	13.689	118.1	13.058	29.236	88.0	1:49.252	81.96	3.594	09:33:55.892
4-	23.041	111.8	29.760	13.758	117.5	13.143	28.188	88.6	1:47.890	82.99	2.232	09:35:43.782
5-	23.143	111.2	29.481	13.661	117.9	13.043	28.104	88.6	1:47.432	83.34	1.774	09:37:31.214
6-	23.207	111.2	29.044	13.474	119.4	13.074	27.930	89.5	1:46.729	83.89	1.071	09:39:17.943
7-	23.199	111.1	28.679	13.475	119.4	12.902	28.283	89.8	1:46.538	84.04	0.880	09:41:04.481
8-	23.181	104.2	28.865	13.609	118.5	12.931	27.548	89.4	1:46.134 (3)	84.36	0.476	09:42:50.615
9-	23.110	110.1	29.459	13.773	117.1	12.976	29.475	89.7	1:48.793	82.30	3.135	09:44:39.408
10-	22.933	112.7	28.817	13.530	118.7	13.128	27.710	89.5	1:46.118 (2)	84.38	0.460	09:46:25.526
11-	22.992	112.0	28.683	13.470	119.1	12.985	27.528	89.8	1:45.658 (1)	84.74		09:48:11.184

P22 23		Rhys STEPHENSON				Honda - Rocket Racing						
IDEAL LAP TIME : 1:45.061		BEST LAP TIME : 1:45.781		DIFFERENCE : 0.720								
LAP	SECTOR 1	SECTOR 2	SECTOR 3	SECTOR 4	SECTOR 5	LAP TIME	MPH	DIFF	TIME OF DAY			
1-	OUTLAP	89.7	31.953	14.318	120.2	14.056	28.972	89.0				09:30:01.059
2-	23.071	109.2	29.751	13.691	120.2	13.450	IN PIT		1:47.787 P	83.07	2.006	09:31:48.846
3-	OUTLAP	105.1	30.103	13.869	120.9	13.278	28.178	88.0	2:08.085	69.91	22.304	09:33:56.931
4-	22.893	106.0	29.925	13.551	119.8	13.077	28.107	89.4	1:47.553	83.25	1.772	09:35:44.484
5-	23.565	109.1	29.178	13.601	119.8	12.903	27.580	90.8	1:46.827	83.82	1.046	09:37:31.311
6-	22.811	106.1	28.793	13.734	118.3	13.118	27.803	89.9	1:46.259	84.27	0.478	09:39:17.570
7-	22.525	109.1	28.727	13.554	119.8	13.042	28.299	89.7	1:46.147	84.35	0.366	09:41:03.717
8-	23.205	108.4	28.667	13.629	117.9	12.923	27.415	89.3	1:45.839 (2)	84.60	0.058	09:42:49.556
9-	23.829	101.6	30.078	13.990	114.3	13.336	28.243	88.7	1:49.476	81.79	3.695	09:44:39.032
10-	22.744	107.7	28.932	13.713	117.5	13.047	27.539	87.9	1:45.975 (3)	84.49	0.194	09:46:25.007
11-	22.779	108.7	28.801	13.670	117.1	13.022	27.509	89.0	1:45.781 (1)	84.65		09:48:10.788

Weather / Track : Cloudy / Dry

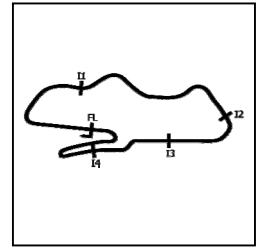
Donington Park GP
Circuit Length = 2.4873 miles
Start: 09:28 Flag 09:48 End: 09:49

MCRCB BULLETIN TK116

2021 Bennetts British Superbike Championship - Round 10

2021 Honda British Talent Cup

QUALIFYING - SECTOR ANALYSIS



SECTOR 1 = FL to I1, SECTOR 2 = I1 to I2, SECTOR 3 = I2 to I3, SECTOR 4 = I3 to I4, SECTOR 5 = I4 to FL, DIFF = Difference To Personal Best Lap, P = Crossed Finish Line in Pit Lane, D = Time Disallowed

P23 41		Luca HOPKINS					Honda - Wilson Racing					
IDEAL LAP TIME : 1:45.554		BEST LAP TIME : 1:45.884					DIFFERENCE : 0.330					
LAP	SECTOR 1	SECTOR 2	SECTOR 3	SECTOR 4	SECTOR 5	LAP TIME	MPH	DIFF	TIME OF DAY			
1-	OUTLAP	94.5	32.722	14.379	118.9	13.955	29.416	89.5		09:30:05.609		
2-	23.459	104.5	30.601	14.081	119.6	13.692	28.235	89.1	1:50.068	81.35	4.184	09:31:55.677
3-	23.010	108.0	29.395	13.728	120.6	13.340	28.417	88.5	1:47.890	82.99	2.006	09:33:43.567
4-	23.054	109.6	30.023	13.879	118.5	13.406	28.349	90.3	1:48.711	82.36	2.827	09:35:32.278
5-	22.927	108.0	29.236	13.713	120.0	13.307	28.733	89.9	1:47.916	82.97	2.032	09:37:20.194
6-	22.928	103.0	29.306	13.491	121.1	13.245	28.128	91.1	1:47.098	83.60	1.214	09:39:07.292
7-	23.087	106.1	29.639	13.661	120.4	13.387	28.099	89.2	1:47.873	83.00	1.989	09:40:55.165
8-	22.910	107.8	29.072	13.638	119.1	13.080	27.767	90.8	1:46.467 (3)	84.10	0.583	09:42:41.632
9-	22.945	105.0	29.347	13.736	118.7	13.349	27.608	90.0	1:46.985	83.69	1.101	09:44:28.617
10-	22.744	112.2	28.933	13.657	118.5	13.125	27.572	90.1	1:46.031 (2)	84.45	0.147	09:46:14.648
11-	22.805	109.2	29.051	13.620	119.6	13.102	27.306	91.1	1:45.884 (1)	84.56		09:48:00.532

P24 44		Lucas HILL					Honda - Ashcourt Racing					
IDEAL LAP TIME : 1:45.871		BEST LAP TIME : 1:45.970					DIFFERENCE : 0.099					
LAP	SECTOR 1	SECTOR 2	SECTOR 3	SECTOR 4	SECTOR 5	LAP TIME	MPH	DIFF	TIME OF DAY			
1-	OUTLAP	90.6	32.419	14.364	117.7	14.170	30.255	87.4				09:30:03.224
2-	23.873	108.9	29.754	13.755	119.6	13.514	28.667	88.5	1:49.563	81.72	3.593	09:31:52.787
3-	23.068	108.7	29.336	13.722	118.9	13.837	28.454	89.0	1:48.417	82.59	2.447	09:33:41.204
4-	23.159	105.3	29.965	13.710	119.6	13.267	28.269	88.7	1:48.370	82.62	2.400	09:35:29.574
5-	23.249	109.2	29.571	13.716	118.1	13.367	28.364	87.7	1:48.267	82.70	2.297	09:37:17.841
6-	23.387	108.7	29.651	13.848	117.1	13.138	28.564	87.3	1:48.588	82.46	2.618	09:39:06.429
7-	23.180	106.6	30.009	13.851	116.9	13.363	28.374	88.0	1:48.777	82.31	2.807	09:40:55.206
8-	22.989	106.1	29.121	13.532	120.0	13.302	27.702	89.0	1:46.646 (3)	83.96	0.676	09:42:41.852
9-	22.947	108.0	29.256	13.659	119.6	13.160	27.921	89.0	1:46.943	83.73	0.973	09:44:28.795
10-	22.784	111.4	29.035	13.585	118.7	13.093	27.473	89.4	1:45.970 (1)	84.49		09:46:14.765
11-	22.889	112.4	29.048	13.530	119.8	13.237	27.429	88.3	1:46.133 (2)	84.37	0.163	09:48:00.898

P25 12		Josh BANNISTER					Honda - Dunsley Heat Racing					
IDEAL LAP TIME : 1:45.214		BEST LAP TIME : 1:46.132					DIFFERENCE : 0.918					
LAP	SECTOR 1	SECTOR 2	SECTOR 3	SECTOR 4	SECTOR 5	LAP TIME	MPH	DIFF	TIME OF DAY			
1-		105.3	30.420	13.978	117.3	13.893	28.983	89.0				09:29:51.944
2-	23.255	105.6	29.319	13.606	117.1	13.517	29.549	77.2	1:49.246	81.96	3.114	09:31:41.190
3-	23.590	108.5	29.249	13.710	117.7	13.200	28.469	89.7	1:48.218	82.74	2.086	09:33:29.408
4-	23.205	107.7	29.564	13.561	118.7	13.316	28.235	89.3	1:47.881	83.00	1.749	09:35:17.289
5-	22.630	111.1	28.278	13.428	119.8	15.320	28.558	88.8	1:48.214 D	82.74	2.082	09:37:05.503
6-	22.906	107.2	29.109	13.745	117.3	13.247	28.246	90.6	1:47.253	83.48	1.121	09:38:52.756
7-	22.639	112.9	28.674	13.647	118.5	13.187	28.204	90.3	1:46.351 (3)	84.19	0.219	09:40:39.107
8-	22.887	110.3	28.874	13.429	118.9	13.322	27.825	89.4	1:46.337 (2)	84.20	0.205	09:42:25.444
9-	22.871	110.1	28.918	13.794	118.7	13.549	28.034	88.4	1:47.166	83.55	1.034	09:44:12.610
10-	22.966	106.8	28.629	13.673	117.7	13.087	28.169	88.7	1:46.524	84.06	0.392	09:45:59.134
11-	23.026	109.2	28.788	13.439	119.6	13.053	27.826	90.6	1:46.132 (1)	84.37		09:47:45.266
12-	22.881	102.7	32.260	20.921	68.4	18.645	IN PIT		2:07.675 P	70.13	21.543	09:49:52.941

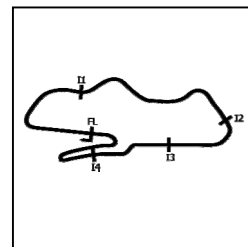
Weather / Track : Cloudy / Dry

Donington Park GP
 Circuit Length = 2.4873 miles
 Start: 09:28 Flag 09:48 End: 09:49

2021 Bennetts British Superbike Championship - Round 10

2021 Honda British Talent Cup

QUALIFYING - SECTOR ANALYSIS



SECTOR 1 = FL to I1, SECTOR 2 = I1 to I2, SECTOR 3 = I2 to I3, SECTOR 4 = I3 to I4, SECTOR 5 = I4 to FL, DIFF = Difference To Personal Best Lap, P = Crossed Finish Line in Pit Lane, D = Time Disallowed

P26 99		Peter WILLIS					Honda - WM Racing					
IDEAL LAP TIME : 1:45.963		BEST LAP TIME : 1:46.174					DIFFERENCE : 0.211					
LAP	SECTOR 1	SECTOR 2	SECTOR 3	SECTOR 4	SECTOR 5	LAP TIME	MPH	DIFF	TIME OF DAY			
1-	OUTLAP	88.7	32.703	14.176	120.0	13.822	29.497	90.1		09:30:02.153		
2-	23.303	101.9	29.666	13.950	120.4	14.307	29.801	90.6	1:51.027 D	80.65	4.853	09:31:53.180
3-	23.123	98.2	29.264	13.822	118.9	13.457	28.052	91.5	1:47.718	83.12	1.544	09:33:40.898
4-	23.072	101.6	29.284	13.679	120.2	13.340	28.250	91.3	1:47.625	83.20	1.451	09:35:28.523
5-	23.527	104.5	29.081	13.496	121.3	13.250	28.003	90.5	1:47.357	83.40	1.183	09:37:15.880
6-	22.768	106.6	28.684	13.651	118.3	13.294	27.777	91.3	1:46.174 (1)	84.33		09:39:02.054
7-	22.823	101.9	29.299	13.654	118.3	13.313	28.109	91.3	1:47.198	83.53	1.024	09:40:49.252
8-	22.970	102.6	29.046	13.694	118.5	13.403	28.150	91.0	1:47.263	83.48	1.089	09:42:36.515
9-	22.922	100.3	29.212	13.703	118.5	13.303	28.359	90.6	1:47.499	83.29	1.325	09:44:24.014
10-	22.935	101.3	29.013	13.662	118.9	13.304	27.765	91.3	1:46.679 (3)	83.93	0.505	09:46:10.693
11-	22.787	105.5	29.090	13.676	119.1	13.307	27.802	90.9	1:46.662 (2)	83.95	0.488	09:47:57.355

P27 64		Clayton EDMUNDS					Honda - MJL Racing					
IDEAL LAP TIME : 1:46.336		BEST LAP TIME : 1:46.380					DIFFERENCE : 0.044					
LAP	SECTOR 1	SECTOR 2	SECTOR 3	SECTOR 4	SECTOR 5	LAP TIME	MPH	DIFF	TIME OF DAY			
1-	OUTLAP	87.8	33.046	14.587	116.7	13.814	30.856	89.1		09:30:52.173		
2-	25.180	92.4	31.521	14.275	117.5	13.536	IN PIT		1:53.750 P	78.72	7.370	09:32:45.923
3-	OUTLAP	98.9	30.194	14.049	119.4	13.239	28.996	89.8	2:50.023	52.66	1:03.643	09:35:35.946
4-	23.588	102.2	29.765	13.955	120.2	13.205	28.944	90.8	1:49.457	81.80	3.077	09:37:25.403
5-	23.563	103.4	29.435	14.062	118.9	13.169	28.884	90.0	1:49.113	82.06	2.733	09:39:14.516
6-	23.363	102.6	29.651	13.945	118.5	13.427	28.721	90.4	1:49.107	82.07	2.727	09:41:03.623
7-	23.627	104.2	29.258	14.036	118.1	13.358	28.266	90.0	1:48.545	82.49	2.165	09:42:52.168
8-	23.268	105.5	29.214	13.700	120.4	13.248	28.169	92.0	1:47.599 (3)	83.22	1.219	09:44:39.767
9-	22.922	107.3	28.891	13.754	120.2	13.050	27.932	90.5	1:46.549 (2)	84.04	0.169	09:46:26.316
10-	22.947	109.1	28.910	13.662	119.6	13.004	27.857	91.1	1:46.380 (1)	84.17		09:48:12.696

P28 40		Julian CORREA					Honda - Microlise Cresswell Racing					
IDEAL LAP TIME : 1:45.884		BEST LAP TIME : 1:46.450					DIFFERENCE : 0.566					
LAP	SECTOR 1	SECTOR 2	SECTOR 3	SECTOR 4	SECTOR 5	LAP TIME	MPH	DIFF	TIME OF DAY			
1-	OUTLAP	95.4	31.820	14.590	119.1	14.050	29.492	87.4		09:30:11.202		
2-	23.620	105.3	30.384	13.953	120.0	15.303	29.738	89.3	1:52.998	79.24	6.548	09:32:04.200
3-	23.189	105.6	29.795	13.911	119.4	13.411	28.706	90.5	1:49.012	82.14	2.562	09:33:53.212
4-	23.129	105.8	29.320	13.568	120.2	13.228	28.716	90.3	1:47.961	82.94	1.511	09:35:41.173
5-	23.060	103.5	29.361	13.549	121.3	13.084	28.566	91.5	1:47.620	83.20	1.170	09:37:28.793
6-	22.954	106.6	29.324	13.900	118.9	13.476	28.460	91.1	1:48.114	82.82	1.664	09:39:16.907
7-	22.695	107.5	28.905	13.558	120.6	13.087	29.076	91.3	1:47.321	83.43	0.871	09:41:04.228
8-	23.367	101.6	29.471	13.593	121.3	13.385	29.083	91.5	1:48.899	82.22	2.449	09:42:53.127
9-	22.873	109.4	29.053	13.627	120.6	13.268	28.243	92.4	1:47.064 (3)	83.63	0.614	09:44:40.191
10-	22.905	103.7	28.803	13.537	122.2	13.203	28.002	91.8	1:46.450 (1)	84.11		09:46:26.641
11-	22.940	108.5	29.046	13.430	120.9	12.954	28.215	91.5	1:46.585 (2)	84.01	0.135	09:48:13.226

P29 61		Harrison MACKAY					Honda - True Heroes Racing / Super Soco					
IDEAL LAP TIME : 1:46.341		BEST LAP TIME : 1:46.815					DIFFERENCE : 0.474					
LAP	SECTOR 1	SECTOR 2	SECTOR 3	SECTOR 4	SECTOR 5	LAP TIME	MPH	DIFF	TIME OF DAY			
1-	OUTLAP	86.7	33.330	14.080	120.4	14.297	30.480	90.0		09:30:03.941		
2-	23.907	103.0	30.013	13.753	120.2	13.641	28.910	89.7	1:50.224	81.23	3.409	09:31:54.165
3-	23.145	107.3	29.593	13.630	120.4	13.410	28.741	88.5	1:48.519	82.51	1.704	09:33:42.684
4-	23.347	109.2	29.609	13.573	118.5	13.484	28.449	90.5	1:48.462 (3)	82.55	1.647	09:35:31.146
5-	23.028	109.6	29.864	13.677	118.3	13.366	28.753	90.3	1:48.688	82.38	1.873	09:37:19.834
6-	22.999	107.8	29.174	13.521	120.0	13.051	28.447	89.9	1:47.192 (2)	83.53	0.377	09:39:07.026
7-	23.147	104.8	30.118	13.801	118.3	13.488	IN PIT		1:49.022 P	82.13	2.207	09:40:56.048
8-	OUTLAP	101.5	30.125	13.732	118.3	13.395	28.395	90.1	3:06.549	48.00	1:19.734	09:44:02.597
9-	23.262	105.5	30.234	14.064	119.1	13.741	27.890	90.8	1:49.191	82.00	2.376	09:45:51.788
10-	22.705	112.7	29.218	13.640	118.7	13.345	27.907	90.9	1:46.815 (1)	83.83		09:47:38.603

Weather / Track : Cloudy / Dry

Donington Park GP

Circuit Length = 2.4873 miles

Start: 09:28 Flag 09:48 End: 09:49

MCRCB BULLETIN TK116

2021 Bennetts British Superbike Championship - Round 10

2021 Honda British Talent Cup

QUALIFYING - SECTOR ANALYSIS



SECTOR 1 = FL to I1, SECTOR 2 = I1 to I2, SECTOR 3 = I2 to I3, SECTOR 4 = I3 to I4, SECTOR 5 = I4 to FL, DIFF = Difference To Personal Best Lap, P = Crossed Finish Line in Pit Lane, D = Time Disallowed

P30 66		Rossi DOBSON					Honda - WM Racing					
IDEAL LAP TIME : 1:47.270		BEST LAP TIME : 1:47.490					DIFFERENCE : 0.220					
LAP	SECTOR 1	SECTOR 2	SECTOR 3	SECTOR 4	SECTOR 5	LAP TIME	MPH	DIFF	TIME OF DAY			
1-	OUTLAP	93.5	32.131	14.340	118.7	14.030	29.738	88.6		09:30:04.999		
2-	23.698	106.5	30.746	14.239	117.7	13.712	28.941	89.8	1:51.336	80.42	3.846	09:31:56.335
3-	23.350	107.2	29.954	14.065	117.9	13.537	28.631	88.8	1:49.537	81.74	2.047	09:33:45.872
4-	23.801	96.9	30.601	14.098	116.5	13.742	28.572	90.3	1:50.814	80.80	3.324	09:35:36.686
5-	24.796	96.5	30.482	14.153	116.1	13.280	28.320	89.9	1:51.031	80.64	3.541	09:37:27.717
6-	23.157	107.7	29.845	14.177	118.1	13.194	29.418	87.3	1:49.791	81.55	2.301	09:39:17.508
7-	23.928	106.6	29.702	13.937	117.1	13.242	28.248	89.0	1:49.057	82.10	1.567	09:41:06.565
8-	26.740	96.6	30.357	13.924	116.5	14.303	28.948	90.0	1:54.272 D	78.36	6.782	09:43:00.837
9-	23.378	107.5	29.728	14.001	115.5	13.334	27.798	90.3	1:48.239 (3)	82.72	0.749	09:44:49.076
10-	23.090	108.9	29.453	13.886	117.5	13.228	27.837	89.9	1:47.494 (2)	83.30	0.004	09:46:36.570
11-	23.082	109.2	29.609	13.819	118.9	13.118	27.862	90.1	1:47.490 (1)	83.30		09:48:24.060

P31 22		Anthony EAGLE					Honda - Microlise Cresswell Racing					
IDEAL LAP TIME : 1:48.209		BEST LAP TIME : 1:48.520					DIFFERENCE : 0.311					
LAP	SECTOR 1	SECTOR 2	SECTOR 3	SECTOR 4	SECTOR 5	LAP TIME	MPH	DIFF	TIME OF DAY			
1-	OUTLAP	98.1	32.793	14.838	115.9	14.353	30.472	88.1				09:30:27.642
2-	23.675	105.3	30.883	14.357	115.7	13.731	29.016	88.6	1:51.662	80.19	3.142	09:32:19.304
3-	23.137	108.5	30.400	14.127	115.5	13.506	29.093	89.1	1:50.263	81.20	1.743	09:34:09.567
4-	23.059	109.2	30.226	13.908	115.5	13.588	28.932	88.8	1:49.713	81.61	1.193	09:35:59.280
5-	23.081	103.7	29.669	13.911	117.3	13.422	28.903	89.3	1:48.986 (3)	82.16	0.466	09:37:48.266
6-	23.113	109.8	29.365	13.885	116.3	13.500	28.678	89.5	1:48.541 (2)	82.49	0.021	09:39:36.807
7-	23.530	108.5	29.685	14.019	116.1	13.352	28.915	88.8	1:49.501	81.77	0.981	09:41:26.308
8-	23.042	108.9	29.646	13.852	115.9	13.382	28.598	87.7	1:48.520 (1)	82.51		09:43:14.828
9-	23.303	108.7	29.965	16.381	67.1	15.436	IN PIT		1:53.689 P	78.76	5.169	09:45:08.517
10-	OUTLAP	105.8	30.307	14.047	116.9	13.547	29.196	88.5	2:12.574	67.54	24.054	09:47:21.091
11-	23.474	97.3	30.351	14.305	106.1	16.027	IN PIT		1:56.590 P	76.80	8.070	09:49:17.681

P32 27		Ted WILKINSON					Honda - RMB Racing					
IDEAL LAP TIME : 1:47.092		BEST LAP TIME : 1:48.621					DIFFERENCE : 1.529					
LAP	SECTOR 1	SECTOR 2	SECTOR 3	SECTOR 4	SECTOR 5	LAP TIME	MPH	DIFF	TIME OF DAY			
1-	OUTLAP	87.7	33.046	14.785	115.7	13.953	IN PIT					09:30:05.320
2-	OUTLAP	99.2	32.067	14.313	116.1	14.069	29.821	88.3	2:54.708	51.25	1:06.087	09:33:00.028
3-	24.413	100.3	30.626	14.052	115.7	13.921	29.168	88.4	1:52.180	79.82	3.559	09:34:52.208
4-	23.823	102.1	30.250	13.888	116.5	13.174	28.613	89.0	1:49.748	81.59	1.127	09:36:41.956
5-	23.208	108.7	30.386	13.838	116.7	13.368	28.761	89.8	1:49.561 (3)	81.73	0.940	09:38:31.517
6-	23.276	105.1	29.683	13.736	117.3	13.451	28.475	88.8	1:48.621 (1)	82.43		09:40:20.138
7-	23.175	103.0	30.328	14.505	112.2	13.722	31.195	71.1	1:52.925	79.29	4.304	09:42:13.063
8-	25.733	105.3	29.266	13.715	117.9	13.266	28.621	87.9	1:50.601	80.96	1.980	09:44:03.664
9-	22.987	106.5	29.543	15.287	112.9	13.214	28.109	89.2	1:49.140 (2)	82.04	0.519	09:45:52.804

P33 71		Daniel GOODMAN					Honda - MLav VisionTrack Academy					
IDEAL LAP TIME : 1:48.629		BEST LAP TIME : 1:48.750					DIFFERENCE : 0.121					
LAP	SECTOR 1	SECTOR 2	SECTOR 3	SECTOR 4	SECTOR 5	LAP TIME	MPH	DIFF	TIME OF DAY			
1-		85.4	33.140	14.599	115.3	14.752	30.419	86.1				09:30:00.275
2-	1:10.786	85.1	32.347	14.676	114.1	15.892	31.020	87.0	2:44.724 D	54.36	55.971	09:32:44.996
3-	24.311	93.2	31.574	14.604	113.9	13.928	29.401	87.8	1:53.818	78.67	5.068	09:34:38.814
4-	23.611	100.3	30.481	14.322	115.7	13.836	29.009	88.3	1:51.259	80.48	2.509	09:36:30.073
5-	23.557	105.1	30.412	14.208	115.3	14.016	28.398	88.0	1:50.591	80.96	1.841	09:38:20.664
6-	23.510	99.2	30.411	14.072	114.5	13.662	28.559	82.6	1:50.214 (3)	81.24	1.464	09:40:10.878
7-	24.401	89.0	31.650	14.772	109.1	15.708	29.702	87.7	1:56.233 D	77.03	7.483	09:42:07.111
8-	23.749	98.5	30.462	13.879	114.9	13.702	31.066	88.8	1:52.858	79.34	4.108	09:43:59.969
9-	23.531	102.6	29.697	13.831	115.5	13.548	28.143	88.1	1:48.750 (1)	82.33		09:45:48.719
10-	23.410	106.5	30.111	13.971	115.5	13.769	28.221	88.6	1:49.482 (2)	81.78	0.732	09:47:38.201
11-	24.467	82.3	34.274	21.887	74.4	17.715	IN PIT		2:11.666 P	68.00	22.916	09:49:49.867

Weather / Track : Cloudy / Dry

Donington Park GP
Circuit Length = 2.4873 miles
Start: 09:28 Flag 09:48 End: 09:49

MCRCB BULLETIN TK116

2021 Bennetts British Superbike Championship - Round 10

2021 Honda British Talent Cup

QUALIFYING - SECTOR ANALYSIS



SECTOR 1 = FL to I1, SECTOR 2 = I1 to I2, SECTOR 3 = I2 to I3, SECTOR 4 = I3 to I4, SECTOR 5 = I4 to FL, DIFF = Difference To Personal Best Lap, P = Crossed Finish Line in Pit Lane, D = Time Disallowed

P34 65		Alexander ROWAN					Honda - Victoria House Mortimer Racing					
IDEAL LAP TIME : 1:48.446		BEST LAP TIME : 1:48.860					DIFFERENCE : 0.414					
LAP	SECTOR 1	SECTOR 2	SECTOR 3	SECTOR 4	SECTOR 5	LAP TIME	MPH	DIFF	TIME OF DAY			
1-	OUTLAP	95.3	31.460	14.219	118.7	14.087	30.836	88.7		09:30:24.529		
2-	23.939	102.7	30.005	13.824	120.9	13.571	29.642	88.1	1:50.981 (3)	80.68	2.121	09:32:15.510
3-	23.535	101.0	30.017	13.977	120.2	14.054	29.515	89.8	1:54.098 D	80.59	2.238	09:34:06.608
4-	23.805	97.6	30.065	14.570	116.3	14.117	29.538	90.1	1:52.095	79.88	3.235	09:35:58.703
5-	23.277	104.0	29.349	13.708	121.5	13.476	29.050	90.6	1:48.860 (1)	82.25		09:37:47.563
6-	23.143	102.6	29.110	13.816	120.4	13.776	29.283	88.6	1:49.428 D	82.05	0.268	09:39:36.691
7-	23.523	106.5	29.463	13.919	119.6	13.485	29.117	89.7	1:49.507 (2)	81.77	0.647	09:41:26.198
8-	23.476	98.9	29.597	13.780	112.5	13.886	IN PIT		1:47.879 P	83.00		09:43:14.077
9-	OUTLAP	100.7	29.811	13.939	120.2	13.513	29.009	90.4	4:40.699	31.90	2:51.839	09:47:54.776
10-	23.691	99.5	32.725	14.749	97.3	18.468	IN PIT		2:00.734 P	74.16	11.874	09:49:55.510

P35 51		Holly HARRIS					Honda - MJL Racing					
IDEAL LAP TIME : 1:50.058		BEST LAP TIME : 1:50.058					DIFFERENCE : 0.000					
LAP	SECTOR 1	SECTOR 2	SECTOR 3	SECTOR 4	SECTOR 5	LAP TIME	MPH	DIFF	TIME OF DAY			
1-	OUTLAP	92.6	32.712	14.632	116.3	14.640	30.426	87.9		09:30:12.543		
2-	24.238	96.5	31.331	14.328	118.3	14.202	29.726	88.8	1:53.825	78.66	3.767	09:32:06.368
3-	24.564	99.1	30.484	14.017	119.1	14.002	29.167	89.7	1:52.234	79.78	2.176	09:33:58.602
4-	23.729	95.0	31.011	14.145	117.5	15.065	IN PIT		1:54.412 P	78.26	4.354	09:35:53.014
5-	OUTLAP	103.0	30.744	14.193	117.5	14.190	29.540	88.8	2:34.164	58.08	44.106	09:38:27.178
6-	23.614	102.4	30.643	14.097	117.5	14.135	29.084	89.0	1:51.573	80.25	1.515	09:40:18.751
7-	23.906	98.6	30.671	14.036	116.7	14.186	29.176	89.1	1:51.975	79.96	1.917	09:42:10.726
8-	23.564	102.2	30.395	13.980	117.3	14.198	29.276	89.3	1:51.413 (3)	80.37	1.355	09:44:02.139
9-	23.535	105.0	30.341	13.975	116.9	13.893	29.543	88.0	1:51.287 (2)	80.46	1.229	09:45:53.426
10-	23.494	104.3	30.292	13.901	118.5	13.742	28.629	89.2	1:50.058 (1)	81.36		09:47:43.484
11-	23.828	96.1	32.272	21.237	75.1	17.335	IN PIT		2:09.064 P	69.37	19.006	09:49:52.548

P36 21		Troy JEFFREY					Honda - Stiggymotorsport					
IDEAL LAP TIME : 1:51.585		BEST LAP TIME : 1:51.841					DIFFERENCE : 0.256					
LAP	SECTOR 1	SECTOR 2	SECTOR 3	SECTOR 4	SECTOR 5	LAP TIME	MPH	DIFF	TIME OF DAY			
1-	OUTLAP	92.6	33.039	14.877	108.7	14.504	IN PIT		P			09:30:24.688
2-	OUTLAP	97.6	31.568	15.035	108.7	14.453	IN PIT		2:38.730 P	56.41	46.889	09:33:03.418
3-	OUTLAP	103.4	30.909	14.475	110.3	14.042	31.475	83.5	3:27.699	43.11	1:35.858	09:36:31.117
4-	24.429	102.9	30.623	14.496	110.5	13.807	IN PIT		1:59.539 P	74.90	7.698	09:38:30.656
5-	OUTLAP	96.8	31.546	14.591	110.1	14.024	29.969	84.0	5:16.291	28.31	3:24.450	09:43:46.947
6-	24.193	105.5	30.673	14.333	111.1	13.711	28.931	85.0	1:51.841 (1)	80.06		09:45:38.788
7-	24.283	106.0	30.499	14.343	110.0	13.728	29.332	83.5	1:52.185 (2)	79.81	0.344	09:47:30.973
8-	24.142	101.6	30.468	18.939	66.2	20.072	IN PIT		2:05.938 P	71.10	14.097	09:49:36.911

Weather / Track : Cloudy / Dry

MCRCB BULLETIN TK117

2021 Bennetts British Superbike Championship - Round 10

2021 Honda British Talent Cup

QUALIFYING - BEST SECTORS

SECTOR 1		SECTOR 2		SECTOR 3		SECTOR 4		SECTOR 5		IDEAL / BEST COMPARISON											
POS	NO	TIME	NO	TIME	NO	TIME	NO	TIME	NO	TIME	POS	NO	NAME	IDEAL	BEST	DIFF					
														PERFECT LAP	1:42.270						
1	67	O'G	22.045	67	O'G	27.689	67	O'G	13.228	67	O'G	12.457	67	O'G	26.851	1	67	O'GORMAN	1:42.270	1:42.489	0.219
2	57	GAR	22.116	7	LYO	27.881	57	GAR	13.265	7	LYO	12.549	74	BRO	26.865	2	74	BROWN	1:43.271	1:43.466	0.195
3	48	WAL	22.252	15	CRO	27.962	74	BRO	13.271	96	BAN	12.588	15	CRO	27.079	3	57	GARNISS	1:43.545	1:43.823	0.278
4	74	BRO	22.351	37	TIN	27.998	4	MOU	13.299	74	BRO	12.614	52	BEL	27.122	4	48	WALKER	1:43.702	1:43.879	0.177
5	4	MOU	22.422	96	BAN	28.029	96	BAN	13.305	5	JOH	12.641	53	VEI	27.133	5	7	LYONS	1:43.726	1:43.855	0.129
6	52	BEL	22.454	33	CUN	28.081	37	TIN	13.314	9	STU	12.643	9	STU	27.165	6	96	BANHAM	1:43.753	1:44.549	0.796
7	96	BAN	22.516	52	BEL	28.102	48	WAL	13.349	4	MOU	12.646	57	GAR	27.186	7	15	CROSBY	1:43.900	1:44.170	0.270
8	9	STU	22.519	48	WAL	28.132	29	BRO	13.363	57	GAR	12.659	5	JOH	27.204	8	52	BELFORD	1:43.907	1:44.313	0.406
9	23	STE	22.525	74	BRO	28.170	52	BEL	13.388	15	CRO	12.700	4	MOU	27.206	9	4	MOUNSEY	1:44.089	1:44.331	0.242
10	37	TIN	22.529	29	BRO	28.180	79	McC	13.396	48	WAL	12.761	48	WAL	27.208	10	5	JOHNSON	1:44.207	1:44.707	0.500
11	53	VEI	22.557	5	JOH	28.242	34	COO	13.396	53	VEI	12.811	7	LYO	27.297	11	9	STUART-CAMPBELL	1:44.307	1:44.620	0.313
12	34	COO	22.569	12	BAN	28.278	7	LYO	13.398	34	COO	12.819	41	HOP	27.306	12	37	TINKER	1:44.395	1:44.823	0.428
13	7	LYO	22.601	57	GAR	28.319	12	BAN	13.428	52	BEL	12.841	96	BAN	27.315	13	29	BROWN	1:44.625	1:45.167	0.542
14	5	JOH	22.603	43	HIT	28.334	40	COR	13.430	20	DUI	12.858	23	STE	27.415	14	53	VEIJER	1:44.832	1:44.832	0.000
15	29	BRO	22.608	24	BUC	28.384	15	CRO	13.463	37	TIN	12.872	44	HIL	27.429	15	34	COOK	1:44.960	1:45.504	0.544
16	12	BAN	22.630	20	DUI	28.408	55	DES	13.470	24	BUC	12.888	24	BUC	27.438	16	33	CUNNINGHAM	1:44.993	1:45.041	0.048
17	20	DUI	22.662	9	STU	28.463	53	VEI	13.478	55	DES	12.902	33	CUN	27.512	17	24	BUCHANAN	1:45.023	1:45.138	0.115
18	43	HIT	22.671	4	MOU	28.516	41	HOP	13.491	23	STE	12.903	55	DES	27.528	18	20	DUIN	1:45.044	1:45.426	0.382
19	40	COR	22.695	34	COO	28.539	99	WIL	13.496	79	McC	12.917	29	BRO	27.534	19	23	STEPHENSON	1:45.061	1:45.781	0.720
20	15	CRO	22.696	23	STE	28.667	9	STU	13.517	29	BRO	12.940	79	McC	27.535	20	12	BANNISTER	1:45.214	1:46.132	0.918
21	61	MAC	22.705	55	DES	28.679	5	JOH	13.517	40	COR	12.954	20	DUI	27.595	21	79	McCABE	1:45.275	1:45.496	0.221
22	79	McC	22.710	99	WIL	28.684	20	DUI	13.521	64	EDM	13.004	34	COO	27.637	22	43	HITCHCOCK	1:45.440	1:45.642	0.202
23	24	BUC	22.744	79	McC	28.717	61	MAC	13.521	43	HIT	13.012	37	TIN	27.682	23	55	DESSOY	1:45.512	1:45.658	0.146
24	41	HOP	22.744	40	COR	28.803	43	HIT	13.523	33	CUN	13.025	99	WIL	27.765	24	41	HOPKINS	1:45.554	1:45.884	0.330
25	99	WIL	22.768	53	VEI	28.853	44	HIL	13.530	61	MAC	13.051	66	DOB	27.798	25	44	HILL	1:45.871	1:45.970	0.099
26	44	HIL	22.784	64	EDM	28.891	23	STE	13.551	12	BAN	13.053	12	BAN	27.825	26	40	CORREA	1:45.884	1:46.450	0.566
27	33	CUN	22.812	41	HOP	28.933	33	CUN	13.563	41	HOP	13.080	64	EDM	27.857	27	99	WILLIS	1:45.963	1:46.174	0.211
28	27	WIL	22.828	44	HIL	29.035	24	BUC	13.569	44	HIL	13.093	61	MAC	27.890	28	64	EDMUNDS	1:46.336	1:46.380	0.044
29	64	EDM	22.922	65	ROW	29.110	64	EDM	13.662	66	DOB	13.118	43	HIT	27.900	29	61	MACKAY	1:46.341	1:46.815	0.474
30	55	DES	22.933	61	MAC	29.174	65	ROW	13.708	27	WIL	13.174	40	COR	28.002	30	27	WILKINSON	1:47.092	1:48.621	1.529
31	22	EAG	23.042	27	WIL	29.266	27	WIL	13.715	99	WIL	13.250	27	WIL	28.109	31	66	DOBSON	1:47.270	1:47.490	0.220
32	66	DOB	23.082	22	EAG	29.365	66	DOB	13.819	22	EAG	13.352	71	GOO	28.143	32	22	EAGLE	1:48.209	1:48.520	0.311
33	65	ROW	23.143	66	DOB	29.453	71	GOO	13.831	65	ROW	13.476	22	EAG	28.598	33	65	ROWAN	1:48.446	1:48.860	0.414
34	71	GOO	23.410	71	GOO	29.697	22	EAG	13.852	71	GOO	13.548	51	HAR	28.629	34	71	GOODMAN	1:48.629	1:48.750	0.121
35	51	HAR	23.494	51	HAR	30.292	51	HAR	13.901	21	JEF	13.711	21	JEF	28.931	35	51	HARRIS	1:50.058	1:50.058	0.000
36	21	JEF	24.142	21	JEF	30.468	21	JEF	14.333	51	HAR	13.742	65	ROW	29.009	36	21	JEFFREY	1:51.585	1:51.841	0.256

Weather / Track : Cloudy / Dry

Results can be found at www.tsl-timing.com

Donington Park GP

Circuit Length = 2.4873 miles

Start: 09:28 Flag 09:48 End: 09:49

Printed - 09:53 Saturday, 02 October 2021

MCRCB BULLETIN TK118**2021 Bennetts British Superbike Championship - Round 10****2021 Honda British Talent Cup****QUALIFYING - BEST SPEEDS**

POS	INTERMEDIATE 1		INTERMEDIATE 2		INTERMEDIATE 3		INTERMEDIATE 4		FINISH LINE			
	NO	NAME	MPH	NO	NAME	MPH	NO	NAME	MPH	NO	NAME	MPH
1	20	DUIN	117.5			57	GARNESS	125.2		57	GARNESS	93.8
2	48	WALKER	116.9			67	O'GORMAN	124.0		53	VEIJER	92.4
3	67	O'GORMAN	116.7			4	MOUNSEY	122.4		40	CORREA	92.4
4	52	BELFORD	116.3			9	STUART-CAMPBELL	122.4		4	MOUNSEY	92.3
5	33	CUNNINGHAM	116.1			53	VEIJER	122.4		67	O'GORMAN	92.1
6	74	BROWN	115.9			48	WALKER	122.2		79	McCABE	92.1
7	34	COOK	115.7			40	CORREA	122.2		9	STUART-CAMPBELL	92.0
8	7	LYONS	115.3			74	BROWN	122.0		64	EDMUNDS	92.0
9	96	BANHAM	114.5			37	TINKER	122.0		99	WILLIS	91.5
10	5	JOHNSON	114.5			79	McCABE	121.7		34	COOK	91.4
11	15	CROSBY	114.3			65	ROWAN	121.5		48	WALKER	91.3
12	57	GARNESS	114.1			34	COOK	121.3		41	HOPKINS	91.1
13	4	MOUNSEY	114.1			99	WILLIS	121.3		52	BELFORD	90.9
14	37	TINKER	113.7			41	HOPKINS	121.1		61	MACKAY	90.9
15	12	BANNISTER	112.9			96	BANHAM	120.9		37	TINKER	90.8
16	79	McCABE	112.7			33	CUNNINGHAM	120.9		23	STEPHENSON	90.8
17	55	DESSOY	112.7			23	STEPHENSON	120.9		12	BANNISTER	90.6
18	61	MACKAY	112.7			52	BELFORD	120.6		65	ROWAN	90.6
19	24	BUCHANAN	112.5			29	BROWN	120.4		20	DUIN	90.4
20	43	HITCHCOCK	112.5			64	EDMUNDS	120.4		66	DOBSON	90.3
21	44	HILL	112.4			61	MACKAY	120.4		24	BUCHANAN	90.0
22	41	HOPKINS	112.2			43	HITCHCOCK	120.0		29	BROWN	90.0
23	29	BROWN	112.0			44	HILL	120.0		74	BROWN	89.9
24	9	STUART-CAMPBELL	111.8			12	BANNISTER	119.8		5	JOHNSON	89.9
25	53	VEIJER	111.8			55	DESSOY	119.4		55	DESSOY	89.8
26	22	EAGLE	109.8			20	DUIN	119.1		27	WILKINSON	89.8
27	40	CORREA	109.4			51	HARRIS	119.1		51	HARRIS	89.7
28	23	STEPHENSON	109.2			7	LYONS	118.9		96	BANHAM	89.5
29	66	DOBSON	109.2			24	BUCHANAN	118.9		22	EAGLE	89.5
30	64	EDMUNDS	109.1			66	DOBSON	118.9		44	HILL	89.4
31	27	WILKINSON	108.7			15	CROSBY	118.5		43	HITCHCOCK	89.3
32	99	WILLIS	106.6			5	JOHNSON	118.3		33	CUNNINGHAM	89.2
33	71	GOODMAN	106.5			27	WILKINSON	117.9		71	GOODMAN	88.8
34	65	ROWAN	106.5			22	EAGLE	117.3		15	CROSBY	88.4
35	21	JEFFREY	106.0			71	GOODMAN	115.7		7	LYONS	87.8
36	51	HARRIS	105.0			21	JEFFREY	111.1		21	JEFFREY	85.0

Weather / Track : Cloudy / Dry

Results can be found at www.tsl-timing.com

Donington Park GP

Circuit Length = 2.4873 miles

Start: 09:28 Flag 09:48 End: 09:49

Printed - 09:54 Saturday, 02 October 2021

MCRCB BULLETIN TK119

2021 Bennetts British Superbike Championship - Round 10

2021 Honda British Talent Cup

QUALIFYING - STATISTICS

Competitors Started 36
Planned Start 2021-10-02 @ 09:28:00.000
Actual Start 2021-10-02 @ 09:28:01.007
Finish Time 2021-10-02 @ 09:48:24.059
Track Length 2.4873mi.
Total Laps 388
Total Distance Covered 965.0913mi.

Session Fastest Lap History

NO	NAME	LAP TIME	TIME OF DAY	LAP	VEHICLE
5	Mason JOHNSON	1:47.603	09:31:38.882	2	Honda
7	Jamie LYONS	1:46.250	09:31:44.374	2	Honda
7	Jamie LYONS	1:44.837	09:33:29.211	3	Honda
7	Jamie LYONS	1:44.730	09:35:13.941	4	Honda
7	Jamie LYONS	1:44.329	09:36:58.270	5	Honda
15	Harrison CROSBY	1:44.292	09:38:46.003	6	Honda
7	Jamie LYONS	1:44.133	09:40:26.825	7	Honda
67	Casey O'GORMAN	1:43.098	09:42:07.212	7	Honda
67	Casey O'GORMAN	1:42.611	09:43:49.823	8	Honda
67	Casey O'GORMAN	1:42.489	09:47:15.489	10	Honda

Flag History

TYPE	TIME OF DAY
GREEN	09:28:01.007
RED	09:48:21.687
FINISH	09:48:24.059

Flag Statistics

TYPE	COUNT	TOTAL LAPS	TOTAL TIME
Green	1	11	20:20.680
Red	1	0	2.371
Safety Car	0	0	0.000
FCY	0	0	0.000

Weather / Track : Cloudy / Dry

Results can be found at www.tsl-timing.com

Donington Park GP
Circuit Length = 2.4873 miles
Start: 09:28 Flag 09:48 End: 09:49

Printed - 09:54 Saturday, 02 October 2021

MCRCB BULLETIN TK120

2021 Bennetts British Superbike Championship - Round 10

2021 Honda British Talent Cup

QUALIFYING - SESSION NOTES

TIME	MESSAGE
09:31:31	NO.29 COURSE CUT AT T9/10 ESSES - LAP TIME CANCELLED
09:31:41	NO. 99 EXCEEDED TRACK LIMITS AT TURN 9/10 - LAP TIME CANCELLED
09:32:20	NO.71 COURSE CUT AT T9/10 ESSES - LAP TIME CANCELLED
09:33:52	NO. 65 EXCEEDED TRACK LIMITS AT TURN 9/10 - LAP TIME CANCELLED
09:33:53	NO.67 COURSE CUT AT T9/10 ESSES - LAP TIME CANCELLED
09:35:05	NO. 21 EXCEEDED TRACK LIMITS AT TURN 1 - LAP TIME CANCELLED
09:35:55	NO.52 COURSE CUT AT T9/10 ESSES - LAP TIME CANCELLED
09:36:51	NO.20 & 12 COURSE CUT AT T9/10 ESSES - LAP TIME CANCELLED
09:38:33	NO.29 COURSE CUT AT T9/10 ESSES - LAP TIME CANCELLED
09:39:20	NO. 65 EXCEEDED TRACK LIMITS AT TURN 9/10 - LAP TIME CANCELLED
09:40:52	NO.4 COURSE CUT AT T9/10 ESSES - LAP TIME CANCELLED
09:41:42	NO.71 COURSE CUT AT T9/10 ESSES - LAP TIME CANCELLED
09:42:02	NO.7 & 15 COURSE CUT AT T9/10 ESSES - LAP TIME CANCELLED
09:42:36	NO.66 COURSE CUT AT T9/10 ESSES - LAP TIME CANCELLED
09:43:50	NO.20 COURSE CUT AT T9/10 ESSES - LAP TIME CANCELLED
09:47:17	NO. 27 FALLER AT MCLEANS - RIDER TO MEDICAL CENTRE
09:48:27	RED FLAG
09:48:41	NO. 48 FALLER AT CRANER CURVES - RIDER TO MEDICAL CENTRE
09:49:05	RED FLAG - SESSION WILL NOT BE RESTARTED

Weather / Track : Cloudy / Dry

Results can be found at www.tsl-timing.com

Donington Park GP
Circuit Length = 2.4873 miles
Start: 09:28 Flag 09:48 End: 09:49

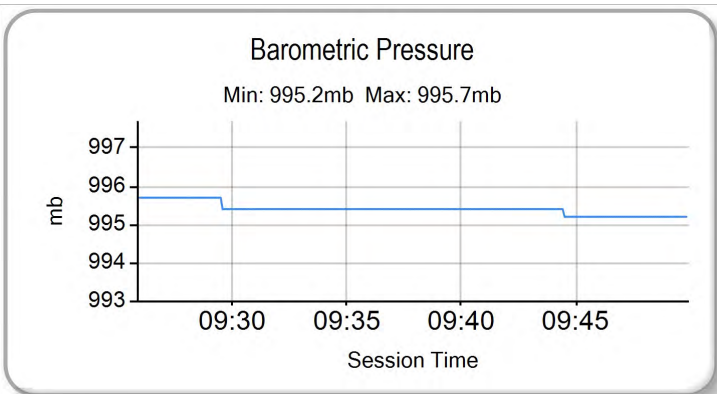
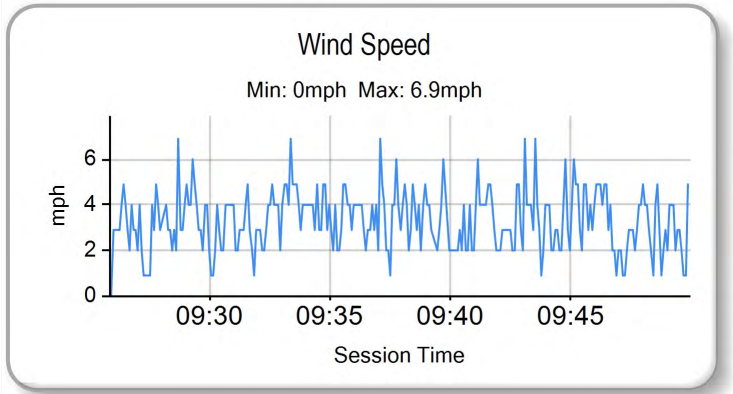
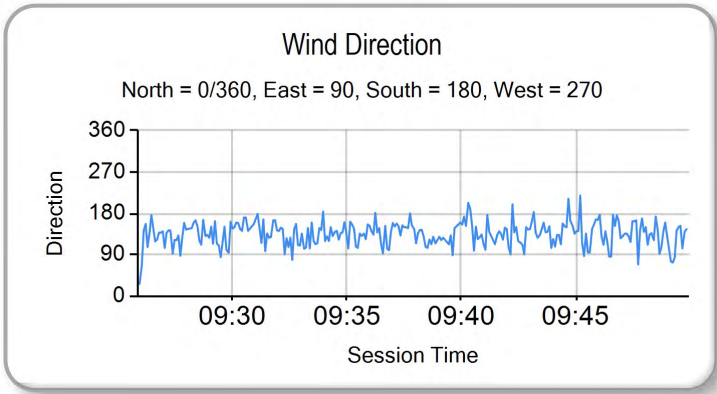
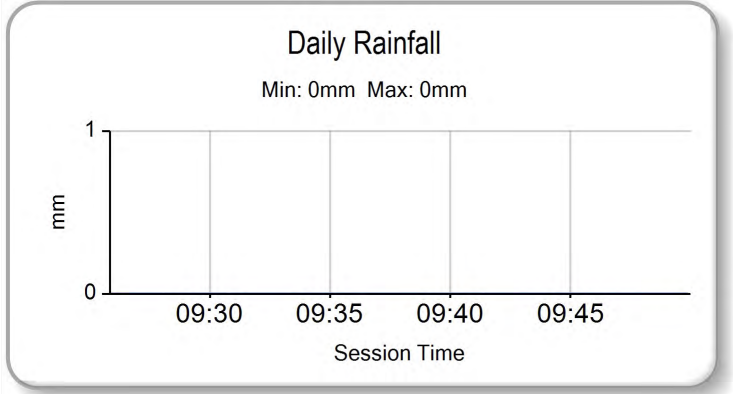
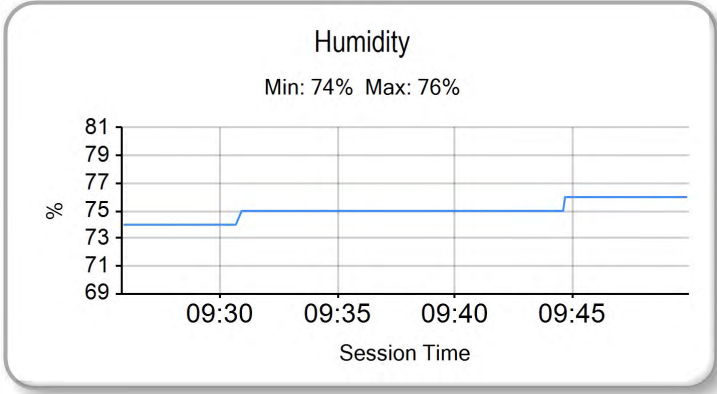
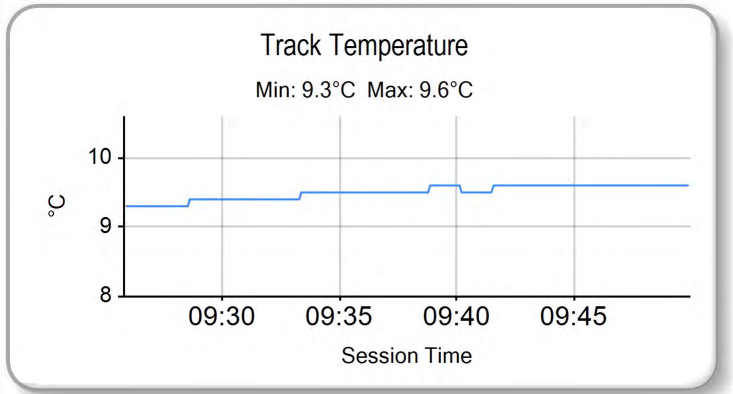
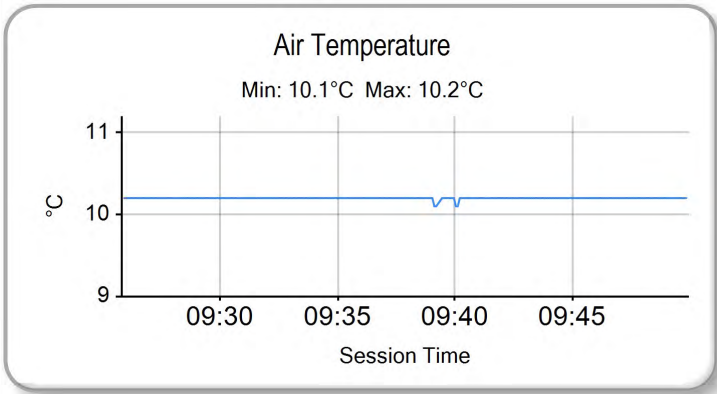
Printed - 09:55 Saturday, 02 October 2021

MCRCB BULLETIN TK121

2021 Bennetts British Superbike Championship - Round 10

2021 Honda British Talent Cup

QUALIFYING - WEATHER CONDITIONS



Weather / Track : Cloudy / Dry

Results can be found at www.tsl-timing.com

Donington Park GP
Circuit Length = 2.4873 miles
Start: 09:28 Flag 09:48 End: 09:49

Printed - 09:55 Saturday, 02 October 2021

RACE 1 - GRID (15 Laps)

ROW 12		35	21	Troy JEFFREY	1:51.841	34	51	Holly HARRIS	1:50.058				
ROW 11		33	65	Alexander ROWAN	1:48.860	32	71	Daniel GOODMAN	1:48.750	31	27	Ted WILKINSON	1:48.621
ROW 10	30	22	Anthony EAGLE	1:48.520	29	66	Rossi DOBSON	1:47.490	28	61	Harrison MACKAY	1:46.815	
ROW 9		27	40	Julian CORREA	1:46.450	26	64	Clayton EDMUNDS	1:46.380	25	99	Peter WILLIS	1:46.174
ROW 8	24	12	Josh BANNISTER	1:46.132	23	44	Lucas HILL	1:45.970	22	41	Luca HOPKINS	1:45.884	
ROW 7		21	23	Rhys STEPHENSON	1:45.781	20	55	Harrison DESSOY	1:45.658	19	43	Ryan HITCHCOCK	1:45.642
ROW 6	18	34	James COOK	1:45.504	17	79	Harley McCABE	1:45.496	16	20	Maik DUIN	1:45.426	
ROW 5		15	29	Lucas BROWN	1:45.167	14	24	Cormac BUCHANAN	1:45.138	13	33	JJ CUNNINGHAM	1:45.041
ROW 4	12	53	Kiyano VEIJER	1:44.832	11	37	Corey TINKER	1:44.823	10	5	Mason JOHNSON	1:44.707	
ROW 3		9	9	Bailey STUART-CAMPBELL	1:44.620	8	96	Rossi BANHAM	1:44.549	7	4	Sullivan MOUNSEY	1:44.331
ROW 2	6	52	Evan BELFORD	1:44.313	5	15	Harrison CROSBY	1:44.170	4	7	Jamie LYONS	1:43.855	
ROW 1		3	57	Johnny GARNES	1:43.823	2	74	Carter BROWN	1:43.466	1	67	Casey O'GORMAN	1:42.489

Pole

These results are provisional until the conclusion of any judicial and technical matters.

Donington Park GP
Circuit Length = 2.4873 miles

Race Director :	Stewards :	Timekeeper : Richard Evans
-----------------	------------	----------------------------

Results can be found at www.britishsuperbike.com

Printed - 10:38 Saturday, 02 October 2021



RACE 1 - CLASSIFICATION

POS	NO	NAME	NAT	ENTRY	LAPS	TIME	GAP	DIFF	MPH	BEST	ON
1	67	Casey O'GORMAN	GBR	Honda - Microlise Cresswell Racing	12	24:14.454			73.78	1:59.818	5
2	24	Cormac BUCHANAN	NZL	Honda - Microlise Cresswell Racing	12	24:30.596	16.142	16.142	72.97	1:59.595	12
3	7	Jamie LYONS	GBR	Honda - C&M Motors Ltd / Tooltec Racing	12	24:32.208	17.754	1.612	72.89	1:59.691	12
4	74	Carter BROWN	GBR	Honda - City Lifting by RS Racing	12	24:32.244	17.790	0.036	72.89	1:59.524	12
5	23	Rhys STEPHENSON	GBR	Honda - Rocket Racing	12	24:40.031	25.577	7.787	72.50	2:00.896	9
6	15	Harrison CROSBY	GBR	Honda - Banks Racing	12	24:46.414	31.960	6.383	72.19	2:00.539	11
7	34	James COOK	GBR	Honda - Wilson Racing	12	24:47.326	32.872	0.912	72.15	2:00.923	11
8	57	Johnny GARNES	GBR	Honda - City Lifting by RS Racing	12	24:47.434	32.980	0.108	72.14	2:01.967	7
9	53	Kiyano VEIJER	NLD	Honda - Microlise Cresswell Racing	12	24:57.415	42.961	9.981	71.66	2:01.755	11
10	40	Julian CORREA	USA	Honda - Microlise Cresswell Racing	12	24:57.611	43.157	0.196	71.65	2:01.924	8
11	4	Sullivan MOUNSEY	GBR	Honda - iForce Lloyd & Jones	12	24:58.265	43.811	0.654	71.62	2:01.864	12
12	20	Maik DUIN	NLD	Honda - Ernst Dubbink Eveno Racing	12	25:10.309	55.855	12.044	71.05	2:02.764	9
13	52	Evan BELFORD	GBR	Honda - City Lifting by RS Racing	12	25:12.032	57.578	1.723	70.97	2:03.804	12
14	5	Mason JOHNSON	GBR	Honda - Johnson Racing	12	25:13.631	59.177	1.599	70.90	2:04.408	12
15	61	Harrison MACKAY	GBR	Honda - True Heroes Racing / Super Soco	12	25:30.645	1:16.191	17.014	70.11	2:04.023	12
16	41	Luca HOPKINS	GBR	Honda - Wilson Racing	12	25:30.925	1:16.471	0.280	70.09	2:04.203	5
17	65	Alexander ROWAN	GBR	Honda - Victoria House Mortimer Racing	12	25:34.520	1:20.066	3.595	69.93	2:04.600	10
18	22	Anthony EAGLE	UZB	Honda - Microlise Cresswell Racing	12	25:39.151	1:24.697	4.631	69.72	2:04.820	12
19	66	Rossi DOBSON	GBR	Honda - WM Racing	12	25:47.491	1:33.037	8.340	69.34	2:04.960	10
20	71	Daniel GOODMAN	GBR	Honda - MLav VisionTrack Academy	12	26:03.946	1:49.492	16.455	68.61	2:07.169	10
21	21	Troy JEFFREY	GBR	Honda - Stiggymotorsport	12	26:07.782	1:53.328	3.836	68.45	2:07.191	6
22	43	Ryan HITCHCOCK	GBR	Honda - Wilson Racing	12	26:18.277	2:03.823	10.495	67.99	2:06.695	12
23	64	Clayton EDMUNDS	GBR	Honda - MJL Racing	12	26:18.341	2:03.887	0.064	67.99	2:07.132	9
24	12	Josh BANNISTER	GBR	Honda - Dunsley Heat Racing	12	26:22.607	2:08.153	4.266	67.81	2:08.169	11
25	51	Holly HARRIS	GBR	Honda - MJL Racing	11	24:43.556	1 Lap	1 Lap	66.30	2:07.708	11

NOT CLASSIFIED

DNF	37	Corey TINKER	GBR	Honda - CT Racing	11	23:37.879	1 Lap		69.37	2:06.213	5
DNF	55	Harrison DESOY	GBR	Honda - Thorneycroft56 Racing	8	16:45.216	4 Laps	3 Laps	71.12	2:01.170	8
DNF	33	JJ CUNNINGHAM	GBR	Honda - Thorneycroft56 / JCRsupersport	7	14:31.819	5 Laps	1 Lap	71.74	2:01.711	7
DNF	79	Harley McCABE	GBR	Honda - MLav VisionTrack Academy	6	12:43.259	6 Laps	1 Lap	70.21	2:02.606	6
DNF	96	Rossi BANHAM	GBR	Honda - MJL Racing	3	6:10.159	9 Laps	3 Laps	72.20	2:00.745	3
DNF	29	Lucas BROWN	GBR	Honda - Amphibian Scaffolding / SP125 Racing	3	6:12.010	9 Laps	1.851	71.84	2:00.944	3
DNF	9	Bailey STUART-CAMPBELL	GBR	Honda - Team 151s	3	6:27.402	9 Laps	15.392	68.99	2:04.299	3
DNF	99	Peter WILLIS	GBR	Honda - WM Racing	2	4:26.077	10 Laps	1 Lap	66.79	2:08.359	2
DNF	44	Lucas HILL	GBR	Honda - Ashcourt Racing	0						

FASTEST LAP

74	Carter BROWN	GBR	Honda - City Lifting by RS Racing	12	1:59.524	74.91 mph	120.56 kph
----	--------------	-----	-----------------------------------	----	----------	-----------	------------

Weather / Track : Rain / Wet

These results are provisional until the conclusion of any judicial and technical matters.

Donington Park GP: 2.4873 miles

Race Distance: 12 Laps / 29.84 miles

Start: 13:20 Flag 13:45 End: 13:47

Race Director :	Stewards :	Timekeeper : Richard Evans
-----------------	------------	----------------------------

Results can be found at www.britishsuperbike.com

Printed - 13:48 Saturday, 02 October 2021

MCRCB BULLETIN TK178

2021 Bennetts British Superbike Championship - Round 10

2021 Honda British Talent Cup

RACE 1 - LAP CHART

LAP 1 @ 13:22:59.348		
NO	BEHIND	LAP TIME

67		2:04.867
96	2.274	2:07.141
74	2.540	2:07.407
7	3.381	2:08.248
29	3.786	2:08.653
57	5.161	2:10.028
33	6.556	2:11.423
52	6.877	2:11.744
4	7.597	2:12.464
24	8.297	2:13.164
5	8.975	2:13.842
23	9.463	2:14.330
37	9.874	2:14.741
34	10.315	2:15.182
53	10.976	2:15.843
55	11.041	2:15.908
79	11.383	2:16.250
20	12.363	2:17.230
9	12.440	2:17.307
99	12.851	2:17.718
61	12.963	2:17.830
21	13.432	2:18.299
40	13.774	2:18.641
15	14.036	2:18.903
43	14.840	2:19.707
22	15.048	2:19.915
66	16.373	2:21.240
65	17.516	2:22.383
41	18.229	2:23.096
64	18.503	2:23.370
71	18.945	2:23.812
12	22.238	2:27.105
51	23.571	2:28.438

LAP 2 @ 13:25:00.034		
NO	BEHIND	LAP TIME

67		2:00.686
96	3.861	2:02.273
74	4.779	2:02.925
7	5.194	2:02.499
29	5.513	2:02.413
57	9.833	2:05.358
33	11.094	2:05.224
24	12.002	2:04.391
52	13.122	2:06.931
4	13.553	2:06.642
23	14.023	2:05.246
5	15.161	2:06.872
37	15.851	2:06.663
34	16.260	2:06.631
53	16.769	2:06.479
9	17.550	2:05.796
55	17.858	2:07.503
79	18.264	2:07.567
20	18.655	2:06.978
15	18.819	2:05.469
40	19.436	2:06.348
99	20.524	2:08.359
61	20.876	2:08.599
21	22.282	2:09.536
22	22.852	2:08.490
65	26.848	2:10.018

LAP 3 @ 13:27:01.004		
NO	BEHIND	LAP TIME

67		2:00.970
96	3.636	2:00.745
74	4.927	2:01.118
29	5.487	2:00.944
7	6.070	2:01.846
57	13.180	2:04.317
33	14.202	2:04.078
24	14.441	2:03.409
23	17.077	2:04.024
4	19.238	2:06.655
52	19.409	2:07.257
5	19.706	2:05.515
34	20.387	2:05.097
9	20.879	2:04.299
37	21.167	2:06.286
15	21.697	2:03.848
53	21.709	2:05.910
55	21.986	2:05.098
79	22.972	2:05.678
40	23.201	2:04.735
20	23.733	2:06.048
61	26.498	2:06.592
21	28.945	2:07.633
22	29.750	2:07.868
65	34.380	2:08.502
41	35.573	2:08.649
66	37.298	2:11.008
43	38.830	2:11.440
71	38.959	2:10.420
64	42.166	2:12.915
12	49.181	2:12.781
51	54.090	2:15.462

LAP 4 @ 13:29:01.691		
NO	BEHIND	LAP TIME

67		2:00.687
74	5.499	2:01.259
7	6.888	2:01.505
24	16.776	2:03.022
57	17.173	2:04.680
33	17.792	2:04.277
23	19.258	2:02.868
5	24.421	2:05.402
34	25.053	2:05.353
4	25.204	2:06.653
15	25.885	2:04.875
52	26.279	2:07.557
37	26.995	2:06.515
53	27.247	2:06.225
55	27.648	2:06.349
40	27.718	2:05.204
79	28.383	2:06.098
20	29.504	2:06.458
61	33.161	2:07.350

LAP 5 @ 13:31:01.509		
NO	BEHIND	LAP TIME

67		1:59.818
74	7.247	2:01.566
7	9.047	2:01.977
24	19.937	2:02.979
57	20.433	2:03.078
33	21.241	2:03.267
23	21.966	2:02.526
34	28.290	2:03.055
15	29.336	2:03.269
5	30.005	2:05.402
4	30.302	2:04.916
40	31.255	2:03.355
53	31.606	2:04.177
55	32.228	2:04.398
52	32.261	2:05.800
37	33.390	2:06.213
79	33.625	2:05.060
20	35.706	2:06.020
61	39.951	2:06.608
21	44.470	2:07.430
22	45.171	2:07.611
41	45.679	2:04.203
65	47.330	2:06.193
66	55.792	2:08.751
71	59.239	2:08.965
43	1:00.711	2:10.678
64	1:09.918	2:14.346
12	1:12.344	2:10.903
51	1:26.851	2:16.167

LAP 6 @ 13:33:01.906		
NO	BEHIND	LAP TIME

67		2:00.397
74	10.845	2:03.995
7	11.670	2:03.020
24	21.734	2:02.194
33	22.683	2:01.839
57	22.930	2:02.894
23	23.365	2:01.796
34	29.873	2:01.980
15	31.446	2:02.507
40	32.874	2:02.016
4	33.426	2:03.521
55	34.162	2:02.331
5	34.418	2:04.810
53	34.685	2:03.476
79	35.834	2:02.606
52	36.409	2:04.545
20	40.324	2:05.015
37	40.677	2:07.684
61	45.875	2:06.321

LAP 7 @ 13:35:02.800		
NO	BEHIND	LAP TIME

67		2:00.894
74	13.245	2:03.294
7	14.277	2:03.501
24	21.260	2:00.420
33	23.500	2:01.711
23	23.944	2:01.473
57	24.003	2:01.967
34	31.641	2:02.662
15	32.673	2:02.121
40	34.271	2:02.291
55	35.727	2:02.459
53	36.588	2:02.797
4	36.774	2:04.242
5	37.992	2:04.468
52	40.210	2:04.695
20	44.023	2:04.593
37	48.526	2:08.743
61	50.886	2:05.905
41	55.518	2:05.713
21	58.972	2:08.602
65	59.613	2:07.013
22	1:00.045	2:08.186
66	1:09.772	2:07.898
71	1:15.276	2:08.930
43	1:21.682	2:11.435
12	1:30.596	2:09.562
64	1:31.366	2:10.116
51	1:55.988	2:14.958

LAP 8 @ 13:37:03.372		
NO	BEHIND	LAP TIME

67		2:00.572
74	15.089	2:02.416
7	16.000	2:02.295
24	21.518	2:00.830
23	25.138	2:01.766
57	26.813	2:03.382
34	32.944	2:01.875
15	34.364	2:02.263
40	35.623	2:01.924
55	36.325	2:01.170
53	38.622	2:02.606
4	38.759	2:02.557
5	42.257	2:04.837
52	44.834	2:05.196
20	47.560	2:04.109
61	57.343	2:07.029
37	58.675	2:10.721
41	1:00.009	2:05.063
65	1:05.288	2:06.247
22	1:08.020	2:08.547

LAP 9 @ 13:39:03.992		
NO	BEHIND	LAP TIME

67		2:00.620
51	1 Lap	2:11.921
74	17.785	2:03.316
7	18.175	2:02.795
24	21.385	2:00.487
23	25.414	2:00.896
57	28.529	2:02.336
34	33.908	2:01.584
15	34.705	2:00.961
40	38.650	2:03.647
53	40.578	2:02.576
4	41.930	2:03.791
5	48.090	2:06.453
52	49.251	2:05.037
20	49.704	2:02.764
61	1:03.811	2:07.088
41	1:05.152	2:05.763
37	1:05.520	2:07.465
65	1:09.477	2:04.809
22	1:13.282	2:05.882
66	1:21.762	2:06.399
21	1:23.136	2:11.904
71	1:30.512	2:08.747
43	1:43.961	2:11.937
64	1:46.095	2:07.132
12	1:47.001	2:08.618

LAP 10 @ 13:41:06.110		
NO	BEHIND	LAP TIME

67		2:02.118
51	1 Lap	2:10.251
24	19.151	1:59.884
7	19.862	2:03.805
74	20.187	2:04.520
23	25.037	2:01.741
57	29.338	2:02.927
34	32.817	2:01.027
15	33.391	2:00.804
40	40.202	2:03.670
53	41.843	2:03.383
4	42.374	2:02.562
20	50.793	2:03.207
5	52.593	2:06.621
52	52.715	2:05.582
41	1:08.961	2:05.927
61	1:09.188	2:07.495
65	1:11.959	2:04.600
37	1:12.507	2:09.105
22	1:17.075	2:05.911
66	1:24.604	2:04.960
21	1:33.367	2:12.349
71	1:35.563	2:07.169
43	1:50.922	2:09.079
64	1:51.693	2:07.716
12	1:53.216	2:08.333

Weather / Track : Rain / Wet

Donington Park GP

Circuit Length = 2.4873 miles

Start: 13:20 Flag 13:45 End: 13:47

MCRCB BULLETIN TK178

2021 Bennetts British Superbike Championship - Round 10

2021 Honda British Talent Cup

RACE 1 - LAP CHART

LAP 11 @ 13:43:07.114

NO	BEHIND	LAP TIME
67		2:01.004
24	18.368	2:00.221
7	19.884	2:01.026
74	20.087	2:00.904
51	1 Lap	2:09.369
23	25.711	2:01.678
57	30.936	2:02.602
34	32.736	2:00.923
15	32.926	2:00.539
53	42.594	2:01.755
40	43.023	2:03.825
4	43.768	2:02.398
20	53.411	2:03.622
52	55.595	2:03.884
5	56.590	2:05.001
41	1:13.115	2:05.158
61	1:13.989	2:05.805
65	1:16.330	2:05.375
22	1:21.698	2:05.627
37	1:25.246	2:13.743 P
66	1:28.560	2:04.960
71	1:43.333	2:08.774
21	1:44.203	2:11.840
64	1:58.529	2:07.840
43	1:58.949	2:09.031
12	2:00.381	2:08.169

LAP 12 @ 13:45:08.935

NO	BEHIND	LAP TIME
67		2:01.821
24	16.142	1:59.595
7	17.754	1:59.691
74	17.790	1:59.524
23	25.577	2:01.687
51	1 Lap	2:07.708
15	31.960	2:00.855
34	32.872	2:01.957
57	32.980	2:03.865
53	42.961	2:02.188
40	43.157	2:01.955
4	43.811	2:01.864
20	55.855	2:04.265
52	57.578	2:03.804
5	59.177	2:04.408
61	1:16.191	2:04.023
41	1:16.471	2:05.177
65	1:20.066	2:05.557
22	1:24.697	2:04.820
66	1:33.037	2:06.298
71	1:49.492	2:07.980
21	1:53.328	2:10.946
43	2:03.823	2:06.695
64	2:03.887	2:07.179
12	2:08.153	2:09.593

Weather / Track : Rain / Wet

MCRCB BULLETIN TK179

2021 Bennetts British Superbike Championship - Round 10

2021 Honda British Talent Cup

RACE 1 - POSITION CHART

No	Name	Lap												
		Pos	1	2	3	4	5	6	7	8	9	10	11	12
67	O'GORMAN	1	67	67	67	67	67	67	67	67	67	67	67	67
74	BROWN	2	96	96	96	74	74	74	74	74	74	24	24	24
57	GARNESS	3	74	74	74	7	7	7	7	7	7	7	7	7
7	LYONS	4	7	7	29	24	24	24	24	24	24	74	74	74
15	CROSBY	5	29	29	7	57	57	33	33	23	23	23	23	23
52	BELFORD	6	57	57	57	33	33	57	23	57	57	57	57	15
4	MOUNSEY	7	33	33	33	23	23	23	57	34	34	34	34	34
96	BANHAM	8	52	24	24	5	34	34	34	15	15	15	15	57
9	STUART-CAMPBELL	9	4	52	23	34	15	15	15	40	40	40	53	53
5	JOHNSON	10	24	4	4	4	5	40	40	55	53	53	40	40
37	TINKER	11	5	23	52	15	4	4	55	53	4	4	4	4
53	VEIJER	12	23	5	5	52	40	55	53	4	5	20	20	20
33	CUNNINGHAM	13	37	37	34	37	53	5	4	5	52	5	52	52
24	BUCHANAN	14	34	34	9	53	55	53	5	52	20	52	5	5
29	BROWN	15	53	53	37	55	52	79	52	20	61	41	41	61
20	DUIN	16	55	9	15	40	37	52	20	61	41	61	61	41
79	McCABE	17	79	55	53	79	79	20	37	37	37	65	65	65
34	COOK	18	20	79	55	20	20	37	61	41	65	37	22	22
43	HITCHCOCK	19	9	20	79	61	61	61	41	65	22	22	37	66
55	DESSOY	20	99	15	40	21	21	41	21	22	66	66	66	71
23	STEPHENSON	21	61	40	20	22	22	21	65	21	21	21	71	21
41	HOPKINS	22	21	99	61	65	41	22	22	66	71	71	21	43
44	HILL	23	40	61	21	41	65	65	66	71	43	43	64	64
12	BANNISTER	24	15	21	22	66	66	66	71	43	64	64	43	12
99	WILLIS	25	43	22	65	43	71	71	43	12	12	12	12	
64	EDMUNDS	26	22	65	41	71	43	43	12	64	51	51	51	
40	CORREA	27	66	66	66	64	64	12	64	51				
61	MACKAY	28	65	41	43	12	12	64	51					
66	DOBSON	29	41	43	71	51	51	51						
22	EAGLE	30	64	71	64									
71	GOODMAN	31	71	64	12									
65	ROWAN	32	12	12	51									
51	HARRIS	33	51	51										
21	JEFFREY	34												

Weather / Track : Rain / Wet

Results can be found at www.tsl-timing.com

Donington Park GP
 Circuit Length = 2.4873 miles
 Start: 13:20 Flag 13:45 End: 13:47

Printed - 13:52 Saturday, 02 October 2021

MCRCB BULLETIN TK180

2021 Bennetts British Superbike Championship - Round 10

2021 Honda British Talent Cup

RACE 1 - SECTOR ANALYSIS



SECTOR 1 = FL to I1, SECTOR 2 = I1 to I2, SECTOR 3 = I2 to I3, SECTOR 4 = I3 to I4, SECTOR 5 = I4 to FL, DIFF = Difference To Personal Best Lap, P = Crossed Finish Line in Pit Lane, D = Time Disallowed

P1 67		Casey O'GORMAN					Honda - Microlise Cresswell Racing					
IDEAL LAP TIME : 1:59.575		BEST LAP TIME : 1:59.818					DIFFERENCE : 0.243					
LAP	SECTOR 1	SECTOR 2	SECTOR 3	SECTOR 4	SECTOR 5	LAP TIME	MPH	DIFF	TIME OF DAY			
1-		88.8	33.921	15.694	114.5	14.986	31.956	85.9	2:04.867	71.71	5.049	13:22:59.348
2-	25.697	89.9	33.281	15.353	115.7	14.840	31.515	84.3	2:00.686	74.19	0.868	13:25:00.034
3-	26.000	91.1	33.027	15.369	115.5	15.025	31.549	86.8	2:00.970	74.02	1.152	13:27:01.004
4-	25.669	91.8	33.159	15.562	115.5	14.914	31.383	86.3	2:00.687	74.19	0.869	13:29:01.691
5-	25.674	92.0	32.809	15.367	115.3	14.783	31.185	85.8	1:59.818 (1)	74.73		13:31:01.509
6-	25.741	92.3	33.128	15.175	115.9	14.965	31.388	86.1	2:00.397 (2)	74.37	0.579	13:33:01.906
7-	25.955	90.9	33.361	15.428	114.7	14.979	31.171	86.0	2:00.894	74.06	1.076	13:35:02.800
8-	26.104	92.8	33.198	15.240	115.3	14.891	31.139	87.8	2:00.572 (3)	74.26	0.754	13:37:03.372
9-	25.779	92.3	33.246	15.211	115.5	15.024	31.360	87.8	2:00.620	74.23	0.802	13:39:03.992
10-	26.174	89.0	33.947	15.296	115.9	14.914	31.787	86.7	2:02.118	73.32	2.300	13:41:06.110
11-	25.792	92.8	33.343	15.466	114.7	14.952	31.451	87.1	2:01.004	74.00	1.186	13:43:07.114
12-	25.972	88.7	33.048	15.517	114.9	14.911	32.373	83.4	2:01.821	73.50	2.003	13:45:08.935

P2 24		Cormac BUCHANAN					Honda - Microlise Cresswell Racing					
IDEAL LAP TIME : 1:59.029		BEST LAP TIME : 1:59.595					DIFFERENCE : 0.566					
LAP	SECTOR 1	SECTOR 2	SECTOR 3	SECTOR 4	SECTOR 5	LAP TIME	MPH	DIFF	TIME OF DAY			
1-		80.8	36.009	15.821	107.7	16.626	32.789	85.3	2:13.164	67.24	13.569	13:23:07.645
2-	26.744	84.5	34.305	15.564	112.0	15.549	32.229	85.4	2:04.391	71.98	4.796	13:25:12.036
3-	26.444	88.5	34.007	15.522	112.4	15.289	32.147	84.9	2:03.409	72.55	3.814	13:27:15.445
4-	26.337	88.1	33.993	15.948	112.5	15.301	31.443	84.9	2:03.022	72.78	3.427	13:29:18.467
5-	26.064	86.0	33.931	15.608	110.7	15.419	31.957	85.2	2:02.979	72.81	3.384	13:31:21.446
6-	26.217	85.4	33.784	15.339	110.9	15.094	31.760	81.0	2:02.194	73.28	2.599	13:33:23.640
7-	25.854	94.9	33.177	15.210	111.6	15.027	31.152	85.5	2:00.420	74.36	0.825	13:35:24.060
8-	25.690	89.8	33.227	15.392	110.1	14.856	31.665	83.2	2:00.830	74.10	1.235	13:37:24.890
9-	25.688	93.7	33.059	15.228	111.6	15.357	31.155	85.8	2:00.487	74.31	0.892	13:39:25.377
10-	25.658	91.9	32.883	15.279	112.5	15.405	30.659	85.7	1:59.884 (2)	74.69	0.289	13:41:25.261
11-	25.547	91.1	33.172	15.397	110.3	15.005	31.100	84.5	2:00.221 (3)	74.48	0.626	13:43:25.482
12-	25.726	91.1	32.845	15.122	110.9	14.900	31.002	82.9	1:59.595 (1)	74.87		13:45:25.077

P3 7		Jamie LYONS					Honda - C&M Motors Ltd / Tooltec Racing					
IDEAL LAP TIME : 1:59.522		BEST LAP TIME : 1:59.691					DIFFERENCE : 0.169					
LAP	SECTOR 1	SECTOR 2	SECTOR 3	SECTOR 4	SECTOR 5	LAP TIME	MPH	DIFF	TIME OF DAY			
1-		90.1	34.359	15.523	113.5	15.364	32.121	85.0	2:08.248	69.82	8.557	13:23:02.729
2-	25.938	92.4	33.879	15.382	114.5	15.053	32.247	85.5	2:02.499	73.09	2.808	13:25:05.228
3-	25.785	93.0	33.245	15.425	113.7	14.846	32.545	84.0	2:01.846	73.48	2.155	13:27:07.074
4-	25.649	94.7	33.068	15.592	113.5	15.007	32.189	84.7	2:01.505 (3)	73.69	1.814	13:29:08.579
5-	26.023	93.4	33.445	15.514	113.7	14.953	32.042	84.6	2:01.977	73.41	2.286	13:31:10.556
6-	26.048	93.4	33.629	15.807	112.5	15.093	32.443	84.2	2:03.020	72.78	3.329	13:33:13.576
7-	26.092	91.6	34.042	15.726	113.7	15.274	32.367	84.0	2:03.501	72.50	3.810	13:35:17.077
8-	25.709	93.8	33.662	15.425	114.3	15.172	32.327	85.0	2:02.295	73.22	2.604	13:37:19.372
9-	25.630	92.9	34.120	15.476	113.3	14.932	32.637	84.6	2:02.795	72.92	3.104	13:39:22.167
10-	26.453	85.5	34.756	15.560	112.5	15.628	31.408	85.1	2:03.805	72.32	4.114	13:41:25.972
11-	25.537	96.4	33.134	15.756	113.3	14.973	31.626	83.8	2:01.026 (2)	73.98	1.335	13:43:26.998
12-	25.437	94.5	32.624	15.207	114.5	14.925	31.498	84.4	1:59.691 (1)	74.81		13:45:26.689

Weather / Track : Rain / Wet

Donington Park GP
Circuit Length = 2.4873 miles
Start: 13:20 Flag 13:45 End: 13:47

MCRCB BULLETIN TK180

2021 Bennetts British Superbike Championship - Round 10

2021 Honda British Talent Cup

RACE 1 - SECTOR ANALYSIS



SECTOR 1 = FL to I1, SECTOR 2 = I1 to I2, SECTOR 3 = I2 to I3, SECTOR 4 = I3 to I4, SECTOR 5 = I4 to FL, DIFF = Difference To Personal Best Lap, P = Crossed Finish Line in Pit Lane, D = Time Disallowed

P4 74		Carter BROWN					Honda - City Lifting by RS Racing					
IDEAL LAP TIME : 1:58.932		BEST LAP TIME : 1:59.524					DIFFERENCE : 0.592					
LAP	SECTOR 1	SECTOR 2	SECTOR 3	SECTOR 4	SECTOR 5	LAP TIME	MPH	DIFF	TIME OF DAY			
1-		89.0	34.188	15.886	113.9	15.233	33.249	85.3	2:07.407	70.28	7.883	13:23:01.888
2-	26.500	89.7	33.735	15.290	115.5	15.144	32.256	86.4	2:02.925	72.84	3.401	13:25:04.813
3-	25.842	93.7	33.289	15.214	115.3	14.945	31.828	85.8	2:01.118 (3)	73.93	1.594	13:27:05.931
4-	25.398	98.5	33.245	15.433	115.5	15.032	32.151	85.4	2:01.259	73.84	1.735	13:29:07.190
5-	25.775	87.6	33.683	15.486	114.9	14.876	31.746	85.8	2:01.566	73.65	2.042	13:31:08.756
6-	25.863	92.1	35.018	15.916	114.1	15.321	31.877	85.8	2:03.995	72.21	4.471	13:33:12.751
7-	26.349	88.4	34.299	15.707	114.9	15.466	31.473	85.4	2:03.294	72.62	3.770	13:35:16.045
8-	25.856	89.3	34.149	15.510	114.9	15.254	31.647	85.7	2:02.416	73.14	2.892	13:37:18.461
9-	26.084	84.3	34.768	15.448	115.7	15.092	31.924	85.3	2:03.316	72.61	3.792	13:39:21.777
10-	26.582	81.7	34.626	15.624	114.1	16.234	31.454	86.9	2:04.520	71.91	4.996	13:41:26.297
11-	25.570	90.3	33.339	15.479	116.3	14.874	31.642	85.9	2:00.904 (2)	74.06	1.380	13:43:27.201
12-	25.756	90.6	33.095	15.448	115.3	14.655	30.570	86.5	1:59.524 (1)	74.91		13:45:26.725

P5 23		Rhys STEPHENSON					Honda - Rocket Racing					
IDEAL LAP TIME : 2:00.437		BEST LAP TIME : 2:00.896					DIFFERENCE : 0.459					
LAP	SECTOR 1	SECTOR 2	SECTOR 3	SECTOR 4	SECTOR 5	LAP TIME	MPH	DIFF	TIME OF DAY			
1-		81.2	35.614	15.955	108.7	16.549	33.460	83.6	2:14.330	66.65	13.434	13:23:08.811
2-	26.395	91.0	34.140	15.653	109.4	16.146	32.912	86.5	2:05.246	71.49	4.350	13:25:14.057
3-	26.466	89.4	34.439	15.749	111.8	15.389	31.981	84.2	2:04.024	72.19	3.128	13:27:18.081
4-	26.232	86.2	33.951	15.692	113.5	14.985	32.008	85.7	2:02.868	72.87	1.972	13:29:20.949
5-	25.876	91.5	33.705	15.703	112.2	15.307	31.935	85.2	2:02.526	73.08	1.630	13:31:23.475
6-	25.932	89.8	33.581	15.557	113.1	14.994	31.732	85.1	2:01.796	73.52	0.900	13:33:25.271
7-	25.995	93.4	33.536	15.410	114.5	14.997	31.535	85.1	2:01.473 (2)	73.71	0.577	13:35:26.744
8-	26.333	87.4	33.602	15.560	112.9	14.892	31.379	86.0	2:01.766	73.53	0.870	13:37:28.510
9-	25.690	91.8	33.213	15.618	113.3	15.143	31.232	85.9	2:00.896 (1)	74.06		13:39:29.406
10-	25.880	87.3	33.366	15.652	112.2	15.138	31.705	85.1	2:01.741	73.55	0.845	13:41:31.147
11-	25.922	90.9	33.611	15.579	112.5	14.896	31.670	85.7	2:01.678 (3)	73.59	0.782	13:43:32.825
12-	25.725	91.3	33.634	15.664	112.9	15.046	31.618	84.7	2:01.687	73.58	0.791	13:45:34.512

P6 15		Harrison CROSBY					Honda - Banks Racing					
IDEAL LAP TIME : 1:59.855		BEST LAP TIME : 2:00.539					DIFFERENCE : 0.684					
LAP	SECTOR 1	SECTOR 2	SECTOR 3	SECTOR 4	SECTOR 5	LAP TIME	MPH	DIFF	TIME OF DAY			
1-		71.0	36.837	16.257	105.5	16.463	33.937	84.7	2:18.903	64.46	18.364	13:23:13.384
2-	27.019	86.2	34.394	15.801	113.7	15.794	32.461	85.4	2:05.469	71.36	4.930	13:25:18.853
3-	26.725	87.2	33.650	15.479	113.3	15.643	32.351	84.6	2:03.848	72.30	3.309	13:27:22.701
4-	27.223	84.5	34.213	15.761	111.8	15.569	32.109	85.1	2:04.875	71.70	4.336	13:29:27.576
5-	26.460	85.1	34.013	15.542	112.7	15.478	31.776	85.7	2:03.269	72.64	2.730	13:31:30.845
6-	26.324	86.0	33.787	15.849	111.2	15.254	31.293	85.8	2:02.507	73.09	1.968	13:33:33.352
7-	25.917	92.9	33.784	15.659	111.8	15.306	31.455	84.3	2:02.121	73.32	1.582	13:35:35.473
8-	26.309	89.0	33.944	15.471	112.5	15.139	31.400	85.0	2:02.263	73.23	1.724	13:37:37.736
9-	25.959	93.0	33.333	15.412	112.4	15.187	31.070	83.8	2:00.961	74.02	0.422	13:39:38.697
10-	25.994	92.0	33.569	15.377	113.1	15.036	30.828	85.3	2:00.804 (2)	74.12	0.265	13:41:39.501
11-	25.725	93.7	33.481	15.406	110.5	14.789	31.138	86.2	2:00.539 (1)	74.28		13:43:40.040
12-	26.228	90.0	33.468	15.262	111.4	15.151	30.746	85.7	2:00.855 (3)	74.09	0.316	13:45:40.895

Weather / Track : Rain / Wet

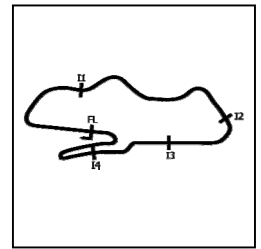
Donington Park GP
 Circuit Length = 2.4873 miles
 Start: 13:20 Flag 13:45 End: 13:47

MCRCB BULLETIN TK180

2021 Bennetts British Superbike Championship - Round 10

2021 Honda British Talent Cup

RACE 1 - SECTOR ANALYSIS



SECTOR 1 = FL to I1, SECTOR 2 = I1 to I2, SECTOR 3 = I2 to I3, SECTOR 4 = I3 to I4, SECTOR 5 = I4 to FL, DIFF = Difference To Personal Best Lap, P = Crossed Finish Line in Pit Lane, D = Time Disallowed

P7 34		James COOK			Honda - Wilson Racing							
IDEAL LAP TIME : 2:00.518		BEST LAP TIME : 2:00.923			DIFFERENCE : 0.405							
LAP	SECTOR 1	SECTOR 2	SECTOR 3	SECTOR 4	SECTOR 5	LAP TIME	MPH	DIFF	TIME OF DAY			
1-		78.9	36.461	16.112	112.5	16.358	33.897	84.5	2:15.182	66.23	14.259	13:23:09.663
2-	27.001	86.0	35.229	16.031	113.5	15.659	32.711	84.8	2:06.631	70.71	5.708	13:25:16.294
3-	27.090	89.0	34.355	15.726	114.5	15.675	32.251	85.1	2:05.097	71.58	4.174	13:27:21.391
4-	26.448	86.1	35.218	16.270	114.9	15.596	31.821	85.5	2:05.353	71.43	4.430	13:29:26.744
5-	26.223	91.4	34.442	15.696	114.9	15.577	31.117	85.0	2:03.055	72.76	2.132	13:31:29.799
6-	26.163	89.8	33.857	15.765	113.9	15.040	31.155	85.1	2:01.980	73.40	1.057	13:33:31.779
7-	26.222	91.3	34.017	16.020	113.3	15.163	31.240	84.4	2:02.662	73.00	1.739	13:35:34.441
8-	26.140	87.8	33.854	15.591	114.1	15.088	31.202	85.2	2:01.875	73.47	0.952	13:37:36.316
9-	26.007	90.6	33.761	15.444	114.7	15.189	31.183	85.1	2:01.584 (3)	73.64	0.661	13:39:37.900
10-	25.960	92.1	33.823	15.480	114.5	15.078	30.686	86.1	2:01.027 (2)	73.98	0.104	13:41:38.927
11-	25.780	91.1	33.626	15.386	115.1	15.114	31.017	85.2	2:00.923 (1)	74.05		13:43:39.850
12-	26.129	89.2	33.913	15.620	113.3	15.205	31.090	85.8	2:01.957	73.42	1.034	13:45:41.807

P8 57		Johnny GARNESS			Honda - City Lifting by RS Racing							
IDEAL LAP TIME : 2:01.668		BEST LAP TIME : 2:01.967			DIFFERENCE : 0.299							
LAP	SECTOR 1	SECTOR 2	SECTOR 3	SECTOR 4	SECTOR 5	LAP TIME	MPH	DIFF	TIME OF DAY			
1-		90.4	35.931	15.439	116.3	15.702	32.740	87.4	2:10.028	68.86	8.061	13:23:04.509
2-	26.649	88.4	35.509	15.561	118.7	15.325	32.314	89.2	2:05.358	71.43	3.391	13:25:09.867
3-	26.719	86.1	34.794	15.492	117.9	15.137	32.175	89.0	2:04.317	72.02	2.350	13:27:14.184
4-	26.367	91.8	34.997	15.997	116.9	15.311	32.008	90.3	2:04.680	71.81	2.713	13:29:18.864
5-	26.344	89.3	34.456	15.344	119.4	15.112	31.822	89.7	2:03.078	72.75	1.111	13:31:21.942
6-	26.190	89.4	34.531	15.277	118.5	15.099	31.797	87.0	2:02.894	72.86	0.927	13:33:24.836
7-	26.276	91.9	34.280	15.346	118.7	14.807	31.258	90.0	2:01.967 (1)	73.41		13:35:26.803
8-	26.746	85.3	34.530	15.387	118.1	15.124	31.595	89.7	2:03.382	72.57	1.415	13:37:30.185
9-	26.287	88.7	34.368	15.410	119.8	14.839	31.432	86.7	2:02.336 (2)	73.19	0.369	13:39:32.521
10-	26.700	87.8	34.444	15.382	118.7	15.031	31.370	89.2	2:02.927	72.84	0.960	13:41:35.448
11-	26.416	90.5	34.407	15.351	119.1	14.961	31.467	89.0	2:02.602 (3)	73.03	0.635	13:43:38.050
12-	27.034	86.4	35.173	15.283	119.4	15.261	31.114	89.7	2:03.865	72.29	1.898	13:45:41.915

P9 53		Kiyano VEIJER			Honda - Microlise Cresswell Racing							
IDEAL LAP TIME : 2:00.866		BEST LAP TIME : 2:01.755			DIFFERENCE : 0.889							
LAP	SECTOR 1	SECTOR 2	SECTOR 3	SECTOR 4	SECTOR 5	LAP TIME	MPH	DIFF	TIME OF DAY			
1-		81.3	36.137	16.222	113.3	16.326	34.150	85.4	2:15.843	65.91	14.088	13:23:10.324
2-	27.003	88.3	35.121	15.978	114.7	15.646	32.731	87.2	2:06.479	70.79	4.724	13:25:16.803
3-	26.836	89.2	34.582	15.638	117.1	16.026	32.828	84.9	2:05.910	71.11	4.155	13:27:22.713
4-	26.942	84.5	34.942	15.931	115.9	15.927	32.483	86.9	2:06.225	70.94	4.470	13:29:28.938
5-	26.393	88.8	34.343	15.613	116.7	15.672	32.156	86.1	2:04.177	72.11	2.422	13:31:33.115
6-	26.384	86.3	33.848	15.430	116.9	15.964	31.850	87.3	2:03.476	72.51	1.721	13:33:36.591
7-	25.966	91.3	34.200	15.490	116.7	15.928	31.213	85.8	2:02.797	72.92	1.042	13:35:39.388
8-	26.099	88.0	34.386	15.536	116.1	15.452	31.133	87.7	2:02.606	73.03	0.851	13:37:41.994
9-	26.396	89.8	34.184	15.418	116.3	15.061	31.517	87.7	2:02.576 (3)	73.05	0.821	13:39:44.570
10-	26.562	89.8	34.454	15.590	115.9	15.491	31.286	86.9	2:03.383	72.57	1.628	13:41:47.953
11-	26.539	91.3	34.009	15.259	117.1	15.216	30.732	87.7	2:01.755 (1)	73.54		13:43:49.708
12-	26.391	90.3	33.970	15.915	115.1	15.122	30.790	87.9	2:02.188 (2)	73.28	0.433	13:45:51.896

Weather / Track : Rain / Wet

MCRCB BULLETIN TK180

2021 Bennetts British Superbike Championship - Round 10

2021 Honda British Talent Cup

RACE 1 - SECTOR ANALYSIS



SECTOR 1 = FL to I1, SECTOR 2 = I1 to I2, SECTOR 3 = I2 to I3, SECTOR 4 = I3 to I4, SECTOR 5 = I4 to FL, DIFF = Difference To Personal Best Lap, P = Crossed Finish Line in Pit Lane, D = Time Disallowed

P10 40		Julian CORREA					Honda - Microlise Cresswell Racing					
IDEAL LAP TIME : 2:00.678		BEST LAP TIME : 2:01.924					DIFFERENCE : 1.246					
LAP	SECTOR 1	SECTOR 2	SECTOR 3	SECTOR 4	SECTOR 5	LAP TIME	MPH	DIFF	TIME OF DAY			
1-		76.6	36.938	16.693	107.0	16.800	33.644	87.0	2:18.641	64.58	16.717	13:23:13.122
2-	27.734	82.9	34.611	15.451	114.1	16.024	32.528	87.7	2:06.348	70.87	4.424	13:25:19.470
3-	26.734	85.3	34.548	15.319	114.5	15.719	32.415	87.9	2:04.735	71.78	2.811	13:27:24.205
4-	26.899	85.2	34.626	15.866	114.5	15.472	32.341	87.7	2:05.204	71.51	3.280	13:29:29.409
5-	26.448	87.4	34.229	15.455	116.5	15.537	31.686	86.8	2:03.355	72.59	1.431	13:31:32.764
6-	26.102	91.8	33.864	15.177	116.9	15.612	31.261	87.8	2:02.016 (3)	73.38	0.092	13:33:34.780
7-	25.800	88.0	34.529	15.572	115.3	15.336	31.054	87.2	2:02.291	73.22	0.367	13:35:37.071
8-	26.460	84.8	33.943	15.207	116.1	15.098	31.216	86.5	2:01.924 (1)	73.44		13:37:38.995
9-	26.777	86.5	34.763	15.503	115.1	15.192	31.412	87.1	2:03.647	72.41	1.723	13:39:42.642
10-	26.860	82.1	34.574	15.386	114.7	15.242	31.608	86.3	2:03.670	72.40	1.746	13:41:46.312
11-	27.000	82.7	34.672	15.727	114.3	15.390	31.036	87.6	2:03.825	72.31	1.901	13:43:50.137
12-	26.525	86.5	33.817	15.702	115.9	15.125	30.786	88.4	2:01.955 (2)	73.42	0.031	13:45:52.092

P11 4		Sullivan MOUNSEY					Honda - iForce Lloyd & Jones					
IDEAL LAP TIME : 2:01.368		BEST LAP TIME : 2:01.864					DIFFERENCE : 0.496					
LAP	SECTOR 1	SECTOR 2	SECTOR 3	SECTOR 4	SECTOR 5	LAP TIME	MPH	DIFF	TIME OF DAY			
1-		85.2	35.558	15.906	109.4	16.556	32.849	88.1	2:12.464	67.59	10.600	13:23:06.945
2-	26.830	86.3	35.307	15.744	110.7	16.176	32.585	88.5	2:06.642	70.70	4.778	13:25:13.587
3-	26.761	87.9	35.496	15.996	111.8	16.021	32.381	82.3	2:06.655	70.69	4.791	13:27:20.242
4-	26.890	82.4	35.372	15.884	112.7	16.061	32.446	87.8	2:06.653	70.70	4.789	13:29:26.895
5-	26.660	86.5	34.671	15.575	113.9	16.009	32.001	88.1	2:04.916	71.68	3.052	13:31:31.811
6-	26.266	86.7	34.300	15.309	115.3	15.735	31.911	87.8	2:03.521	72.49	1.657	13:33:35.332
7-	26.461	86.9	35.197	15.462	116.1	15.616	31.506	86.7	2:04.242	72.07	2.378	13:35:39.574
8-	26.277	84.6	34.521	15.123	115.3	15.447	31.189	88.6	2:02.557 (3)	73.06	0.693	13:37:42.131
9-	26.555	87.2	34.331	15.357	114.5	15.415	32.133	87.0	2:03.791	72.33	1.927	13:39:45.922
10-	26.114	91.4	34.016	15.314	115.7	15.412	31.706	86.2	2:02.562	73.06	0.698	13:41:48.484
11-	26.396	87.7	34.217	15.085	115.9	15.064	31.636	87.2	2:02.398 (2)	73.15	0.534	13:43:50.882
12-	26.349	85.4	33.917	15.245	116.3	15.165	31.188	87.8	2:01.864 (1)	73.47		13:45:52.746

P12 20		Maik DUIN					Honda - Ernst Dubbink Eveno Racing					
IDEAL LAP TIME : 2:02.418		BEST LAP TIME : 2:02.764					DIFFERENCE : 0.346					
LAP	SECTOR 1	SECTOR 2	SECTOR 3	SECTOR 4	SECTOR 5	LAP TIME	MPH	DIFF	TIME OF DAY			
1-		77.7	36.497	15.916	113.1	16.172	34.664	82.5	2:17.230	65.25	14.466	13:23:11.711
2-	27.849	83.7	34.870	15.792	111.1	15.763	32.704	85.7	2:06.978	70.51	4.214	13:25:18.689
3-	27.236	84.0	34.414	15.833	112.7	16.182	32.383	85.4	2:06.048	71.04	3.284	13:27:24.737
4-	27.266	79.7	34.961	16.139	111.4	15.485	32.607	84.2	2:06.458	70.80	3.694	13:29:31.195
5-	27.190	83.5	35.015	15.875	112.2	15.600	32.340	83.2	2:06.020	71.05	3.256	13:31:37.215
6-	26.907	87.1	34.858	15.727	111.1	15.141	32.382	84.7	2:05.015	71.62	2.251	13:33:42.230
7-	27.013	86.8	34.848	16.032	111.1	15.267	31.433	85.9	2:04.593	71.86	1.829	13:35:46.823
8-	26.981	87.1	34.422	15.806	110.5	15.445	31.455	85.2	2:04.109	72.14	1.345	13:37:50.932
9-	26.601	87.6	34.533	15.564	112.2	15.198	30.868	86.2	2:02.764 (1)	72.94		13:39:53.696
10-	26.672	89.5	34.517	15.727	110.9	15.194	31.097	83.4	2:03.207 (2)	72.67	0.443	13:41:56.903
11-	26.733	90.9	34.244	15.789	111.8	15.544	31.312	84.8	2:03.622 (3)	72.43	0.858	13:44:00.525
12-	26.799	87.8	34.526	15.826	110.7	15.239	31.875	84.3	2:04.265	72.05	1.501	13:46:04.790

Weather / Track : Rain / Wet

Donington Park GP
Circuit Length = 2.4873 miles
Start: 13:20 Flag 13:45 End: 13:47

MCRCB BULLETIN TK180

2021 Bennetts British Superbike Championship - Round 10

2021 Honda British Talent Cup

RACE 1 - SECTOR ANALYSIS



SECTOR 1 = FL to I1, SECTOR 2 = I1 to I2, SECTOR 3 = I2 to I3, SECTOR 4 = I3 to I4, SECTOR 5 = I4 to FL, DIFF = Difference To Personal Best Lap, P = Crossed Finish Line in Pit Lane, D = Time Disallowed

P13 52		Evan BELFORD					Honda - City Lifting by RS Racing					
IDEAL LAP TIME : 2:03.189		BEST LAP TIME : 2:03.804					DIFFERENCE : 0.615					
LAP	SECTOR 1	SECTOR 2	SECTOR 3	SECTOR 4	SECTOR 5	LAP TIME	MPH	DIFF	TIME OF DAY			
1-		87.7	35.556	16.163	110.1	16.353	32.504	87.3	2:11.744	67.96	7.940	13:23:06.225
2-	27.183	90.0	35.330	16.036	110.9	16.010	32.372	86.5	2:06.931	70.54	3.127	13:25:13.156
3-	26.807	91.5	35.794	16.132	111.6	15.848	32.676	85.3	2:07.257	70.36	3.453	13:27:20.413
4-	27.083	86.3	35.444	16.181	110.1	15.963	32.886	85.5	2:07.557	70.19	3.753	13:29:27.970
5-	26.786	88.7	34.785	15.649	113.9	16.349	32.231	83.5	2:05.800	71.18	1.996	13:31:33.770
6-	26.392	88.8	34.619	15.570	114.1	15.489	32.475	86.2	2:04.545 (3)	71.89	0.741	13:33:38.315
7-	26.302	89.5	35.117	15.844	113.5	15.692	31.740	86.1	2:04.695	71.81	0.891	13:35:43.010
8-	26.368	85.5	35.402	15.832	113.1	15.412	32.182	85.4	2:05.196	71.52	1.392	13:37:48.206
9-	26.619	87.2	34.833	15.792	113.5	15.853	31.940	86.8	2:05.037	71.61	1.233	13:39:53.243
10-	27.347	83.1	34.856	15.791	113.3	15.529	32.059	85.7	2:05.582	71.30	1.778	13:41:58.825
11-	26.170	91.0	34.643	15.749	114.3	15.667	31.655	85.1	2:03.884 (2)	72.28	0.080	13:44:02.709
12-	26.320	91.3	34.830	15.771	113.9	15.175	31.708	86.0	2:03.804 (1)	72.32		13:46:06.513

P14 5		Mason JOHNSON					Honda - Johnson Racing					
IDEAL LAP TIME : 2:03.217		BEST LAP TIME : 2:04.408					DIFFERENCE : 1.191					
LAP	SECTOR 1	SECTOR 2	SECTOR 3	SECTOR 4	SECTOR 5	LAP TIME	MPH	DIFF	TIME OF DAY			
1-		83.5	35.591	15.909	107.8	16.596	33.977	83.7	2:13.842	66.90	9.434	13:23:08.323
2-	27.106	90.9	35.013	15.612	110.5	15.750	33.391	83.2	2:06.872	70.57	2.464	13:25:15.195
3-	26.391	91.8	34.395	16.162	110.1	15.917	32.650	84.8	2:05.515	71.34	1.107	13:27:20.710
4-	26.960	89.0	35.026	15.918	111.4	15.320	32.178	83.5	2:05.402	71.40	0.994	13:29:26.112
5-	26.301	89.0	34.551	15.825	108.9	16.074	32.651	84.0	2:05.402	71.40	0.994	13:31:31.514
6-	26.257	88.6	34.199	15.754	110.1	15.708	32.892	84.4	2:04.810 (3)	71.74	0.402	13:33:36.324
7-	26.490	90.4	34.397	15.494	112.2	15.694	32.393	83.2	2:04.468 (2)	71.94	0.060	13:35:40.792
8-	26.492	82.7	34.561	15.695	109.6	15.409	32.680	83.2	2:04.837	71.72	0.429	13:37:45.629
9-	26.801	81.8	34.634	15.864	108.7	15.871	33.283	82.8	2:06.453	70.81	2.045	13:39:52.082
10-	27.348	82.9	35.368	15.798	109.1	15.713	32.394	82.6	2:06.621	70.71	2.213	13:41:58.703
11-	26.776	85.2	34.451	15.701	111.1	15.716	32.357	82.2	2:05.001	71.63	0.593	13:44:03.704
12-	26.379	90.5	34.004	16.497	106.6	15.284	32.244	82.4	2:04.408 (1)	71.97		13:46:08.112

P15 61		Harrison MACKAY					Honda - True Heroes Racing / Super Soco					
IDEAL LAP TIME : 2:03.550		BEST LAP TIME : 2:04.023					DIFFERENCE : 0.473					
LAP	SECTOR 1	SECTOR 2	SECTOR 3	SECTOR 4	SECTOR 5	LAP TIME	MPH	DIFF	TIME OF DAY			
1-		75.8	36.759	16.181	114.3	16.263	34.800	87.4	2:17.830	64.96	13.807	13:23:12.311
2-	27.642	82.5	35.765	15.750	113.9	16.191	33.251	86.9	2:08.599	69.63	4.576	13:25:20.910
3-	27.153	84.9	34.989	15.809	116.1	16.189	32.452	87.7	2:06.592	70.73	2.569	13:27:27.502
4-	27.146	80.2	35.530	16.331	114.5	15.803	32.540	87.0	2:07.350	70.31	3.327	13:29:34.852
5-	26.446	86.5	35.263	15.918	113.3	16.465	32.516	87.1	2:06.608	70.72	2.585	13:31:41.460
6-	26.629	84.6	35.264	15.849	114.1	15.832	32.747	86.7	2:06.321	70.88	2.298	13:33:47.781
7-	26.617	87.1	34.880	15.987	113.9	15.976	32.445	86.7	2:05.905 (3)	71.12	1.882	13:35:53.686
8-	26.714	84.9	35.701	16.270	113.9	16.146	32.198	87.6	2:07.029	70.49	3.006	13:38:00.715
9-	26.535	81.9	35.688	16.131	113.9	16.162	32.572	86.9	2:07.088	70.45	3.065	13:40:07.803
10-	27.155	87.7	35.870	16.040	114.1	16.013	32.417	87.1	2:07.495	70.23	3.472	13:42:15.298
11-	26.966	86.8	35.255	15.794	114.1	15.883	31.907	87.1	2:05.805 (2)	71.17	1.782	13:44:21.103
12-	26.839	91.3	34.678	15.830	113.1	15.577	31.099	86.2	2:04.023 (1)	72.19		13:46:25.126

Weather / Track : Rain / Wet

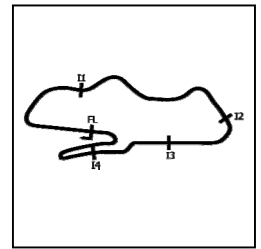
Donington Park GP
 Circuit Length = 2.4873 miles
 Start: 13:20 Flag 13:45 End: 13:47

MCRCB BULLETIN TK180

2021 Bennetts British Superbike Championship - Round 10

2021 Honda British Talent Cup

RACE 1 - SECTOR ANALYSIS



SECTOR 1 = FL to I1, SECTOR 2 = I1 to I2, SECTOR 3 = I2 to I3, SECTOR 4 = I3 to I4, SECTOR 5 = I4 to FL, DIFF = Difference To Personal Best Lap, P = Crossed Finish Line in Pit Lane, D = Time Disallowed

P16 41		Luca HOPKINS					Honda - Wilson Racing					
IDEAL LAP TIME : 2:03.665		BEST LAP TIME : 2:04.203					DIFFERENCE : 0.538					
LAP	SECTOR 1	SECTOR 2	SECTOR 3	SECTOR 4	SECTOR 5	LAP TIME	MPH	DIFF	TIME OF DAY			
1 -	OUTLAP	80.9	37.256	16.897	110.1	16.520	34.133	86.1	2:23.096	62.57	18.893	13:23:17.577
2 -	28.728	82.8	35.874	15.948	114.1	16.113	33.688	84.7	2:10.351	68.69	6.148	13:25:27.928
3 -	27.456	81.6	36.648	16.271	113.5	15.985	32.289	86.7	2:08.649	69.60	4.446	13:27:36.577
4 -	27.068	87.4	35.864	15.998	113.5	15.398	32.080	86.0	2:06.408	70.83	2.205	13:29:42.985
5 -	26.472	90.4	34.864	15.732	114.7	15.375	31.760	86.1	2:04.203 (1)	72.09		13:31:47.188
6 -	26.719	89.3	35.494	15.840	113.7	15.345	32.019	84.9	2:05.417	71.39	1.214	13:33:52.605
7 -	26.632	90.0	35.844	15.868	114.7	15.321	32.048	86.7	2:05.713	71.22	1.510	13:35:58.318
8 -	26.465	84.4	34.770	15.690	114.1	15.424	32.714	85.7	2:05.063 (2)	71.59	0.860	13:38:03.381
9 -	26.208	89.9	35.324	15.658	113.5	15.884	32.689	86.2	2:05.763	71.20	1.560	13:40:09.144
10 -	26.604	88.3	35.776	15.630	114.7	15.694	32.223	84.7	2:05.927	71.10	1.724	13:42:15.071
11 -	26.653	90.4	34.901	15.606	113.3	15.695	32.303	85.7	2:05.158 (3)	71.54	0.955	13:44:20.229
12 -	26.808	88.4	35.240	15.883	112.5	15.437	31.809	88.1	2:05.177	71.53	0.974	13:46:25.406

P17 65		Alexander ROWAN					Honda - Victoria House Mortimer Racing					
IDEAL LAP TIME : 2:03.836		BEST LAP TIME : 2:04.600					DIFFERENCE : 0.764					
LAP	SECTOR 1	SECTOR 2	SECTOR 3	SECTOR 4	SECTOR 5	LAP TIME	MPH	DIFF	TIME OF DAY			
1 -	67.7	37.949	16.277	103.7	16.659	35.653	84.8	2:22.383	62.88	17.783	13:23:16.864	
2 -	27.623	81.5	35.681	15.875	112.5	16.361	34.478	84.9	2:10.018	68.87	5.418	13:25:26.882
3 -	27.148	79.1	35.584	15.982	115.5	16.046	33.742	85.0	2:08.502	69.68	3.902	13:27:35.384
4 -	27.015	81.4	35.207	15.809	115.5	15.711	33.520	86.2	2:07.262	70.36	2.662	13:29:42.646
5 -	26.587	83.2	34.674	16.023	115.9	16.024	32.885	83.9	2:06.193	70.95	1.593	13:31:48.839
6 -	26.387	84.8	34.480	15.946	113.5	16.075	33.673	86.4	2:06.561	70.75	1.961	13:33:55.400
7 -	26.428	85.9	35.280	15.849	112.5	15.978	33.478	85.9	2:07.013	70.50	2.413	13:36:02.413
8 -	27.313	79.6	34.719	15.706	115.1	15.681	32.828	86.1	2:06.247	70.92	1.647	13:38:08.660
9 -	26.688	83.8	34.807	15.445	115.7	15.379	32.490	86.5	2:04.809 (2)	71.74	0.209	13:40:13.469
10 -	26.288	85.9	34.625	15.603	115.7	15.369	32.715	87.4	2:04.600 (1)	71.86		13:42:18.069
11 -	26.258	86.8	34.274	16.641	110.9	15.410	32.792	86.8	2:05.375 (3)	71.42	0.775	13:44:23.444
12 -	26.601	85.1	34.778	16.064	114.3	15.504	32.610	86.0	2:05.557	71.31	0.957	13:46:29.001

P18 22		Anthony EAGLE					Honda - Microlise Cresswell Racing					
IDEAL LAP TIME : 2:04.623		BEST LAP TIME : 2:04.820					DIFFERENCE : 0.197					
LAP	SECTOR 1	SECTOR 2	SECTOR 3	SECTOR 4	SECTOR 5	LAP TIME	MPH	DIFF	TIME OF DAY			
1 -	72.5	37.181	16.256	112.5	16.482	35.055	83.8	2:19.915	63.99	15.095	13:23:14.396	
2 -	26.891	81.6	35.719	15.906	112.7	16.212	33.762	83.3	2:08.490	69.68	3.670	13:25:22.886
3 -	26.872	82.3	35.469	16.102	110.7	16.092	33.333	83.5	2:07.868	70.02	3.048	13:27:30.754
4 -	26.841	83.2	36.162	16.305	110.5	15.973	33.034	83.8	2:08.315	69.78	3.495	13:29:39.069
5 -	26.520	87.8	35.038	16.389	108.0	16.260	33.404	83.4	2:07.611	70.16	2.791	13:31:46.680
6 -	27.015	85.2	35.544	16.073	108.9	15.923	33.424	83.6	2:07.979	69.96	3.159	13:33:54.659
7 -	26.756	86.0	35.513	16.100	110.9	16.318	33.499	82.7	2:08.186	69.85	3.366	13:36:02.845
8 -	27.462	78.5	36.460	16.279	108.5	15.767	32.579	83.9	2:08.547	69.65	3.727	13:38:11.392
9 -	26.561	82.9	35.127	15.876	110.3	15.682	32.636	83.9	2:05.882 (3)	71.13	1.062	13:40:17.274
10 -	26.489	82.1	35.220	15.851	109.4	15.633	32.718	83.8	2:05.911	71.11	1.091	13:42:23.185
11 -	26.731	84.3	34.828	16.154	108.4	15.589	32.325	84.5	2:05.627 (2)	71.27	0.807	13:44:28.812
12 -	26.255	84.3	34.830	15.992	109.6	15.643	32.100	84.3	2:04.820 (1)	71.73		13:46:33.632

Weather / Track : Rain / Wet

Donington Park GP
Circuit Length = 2.4873 miles
Start: 13:20 Flag 13:45 End: 13:47

MCRCB BULLETIN TK180

2021 Bennetts British Superbike Championship - Round 10

2021 Honda British Talent Cup

RACE 1 - SECTOR ANALYSIS



SECTOR 1 = FL to I1, SECTOR 2 = I1 to I2, SECTOR 3 = I2 to I3, SECTOR 4 = I3 to I4, SECTOR 5 = I4 to FL, DIFF = Difference To Personal Best Lap, P = Crossed Finish Line in Pit Lane, D = Time Disallowed

P19 66		Rossi DOBSON					Honda - WM Racing					
IDEAL LAP TIME : 2:04.453		BEST LAP TIME : 2:04.960					DIFFERENCE : 0.507					
LAP	SECTOR 1	SECTOR 2	SECTOR 3	SECTOR 4	SECTOR 5	LAP TIME	MPH	DIFF	TIME OF DAY			
1-		71.8	38.064	16.756	108.9	16.516	34.921	84.2	2:21.240	63.39	16.280	13:23:15.721
2-	28.336	80.7	36.604	16.050	111.8	16.401	34.182	83.4	2:11.573	68.05	6.613	13:25:27.294
3-	27.914	80.1	37.045	16.157	112.9	16.205	33.687	84.7	2:11.008	68.35	6.048	13:27:38.302
4-	27.983	80.8	36.320	16.050	112.9	15.974	33.921	82.6	2:10.248	68.74	5.288	13:29:48.550
5-	27.641	76.9	36.011	16.207	112.5	15.609	33.283	82.2	2:08.751	69.54	3.791	13:31:57.301
6-	27.684	82.6	35.017	16.032	113.3	15.793	32.847	83.9	2:07.373	70.30	2.413	13:34:04.674
7-	27.307	83.1	35.903	15.985	113.3	15.609	33.094	84.3	2:07.898	70.01	2.938	13:36:12.572
8-	27.445	84.0	35.143	15.785	114.3	15.542	32.868	85.2	2:06.783	70.62	1.823	13:38:19.355
9-	27.157	82.6	35.013	15.861	113.1	15.504	32.864	84.3	2:06.399	70.84	1.439	13:40:25.754
10-	26.686	84.8	34.593	15.819	113.5	15.367	32.495	85.1	2:04.960 (1)	71.65		13:42:30.714
11-	26.903	81.9	34.343	15.729	111.8	15.200	32.785	84.5	2:04.960 (1)	71.65		13:44:35.674
12-	26.799	83.5	35.218	15.803	113.5	15.565	32.913	81.1	2:06.298 (3)	70.89	1.338	13:46:41.972

P20 71		Daniel GOODMAN					Honda - MLav VisionTrack Academy					
IDEAL LAP TIME : 2:06.580		BEST LAP TIME : 2:07.169					DIFFERENCE : 0.589					
LAP	SECTOR 1	SECTOR 2	SECTOR 3	SECTOR 4	SECTOR 5	LAP TIME	MPH	DIFF	TIME OF DAY			
1-		68.8	39.140	17.148	108.5	16.730	34.514	85.2	2:23.812	62.26	16.643	13:23:18.293
2-	28.343	77.4	36.381	16.499	107.3	16.131	33.896	85.1	2:11.250	68.22	4.081	13:25:29.543
3-	27.489	78.7	36.213	15.960	108.0	16.365	34.393	83.8	2:10.420	68.65	3.251	13:27:39.963
4-	28.841	77.0	36.165	16.300	102.9	16.464	34.050	84.9	2:11.820	67.92	4.651	13:29:51.783
5-	27.720	79.0	36.038	16.424	108.7	15.943	32.840	84.7	2:08.965	69.43	1.796	13:32:00.748
6-	27.013	82.0	35.900	16.038	108.5	15.968	33.479	83.1	2:08.398	69.73	1.229	13:34:09.146
7-	27.273	81.9	36.416	16.052	109.1	15.921	33.268	83.5	2:08.930	69.45	1.761	13:36:18.076
8-	27.425	82.5	35.549	16.263	109.1	15.760	32.684	83.5	2:07.681 (2)	70.13	0.512	13:38:25.757
9-	27.611	79.6	36.281	16.128	109.2	15.705	33.022	81.1	2:08.747	69.55	1.578	13:40:34.504
10-	27.458	81.4	35.314	16.088	109.2	15.609	32.700	84.9	2:07.169 (1)	70.41		13:42:41.673
11-	27.221	83.5	36.017	16.537	108.9	16.104	32.895	84.6	2:08.774	69.53	1.605	13:44:50.447
12-	27.167	79.7	35.831	16.182	109.1	15.826	32.974	84.6	2:07.980 (3)	69.96	0.811	13:46:58.427

P21 21		Troy JEFFREY					Honda - Stiggymotorsport					
IDEAL LAP TIME : 2:06.255		BEST LAP TIME : 2:07.191					DIFFERENCE : 0.936					
LAP	SECTOR 1	SECTOR 2	SECTOR 3	SECTOR 4	SECTOR 5	LAP TIME	MPH	DIFF	TIME OF DAY			
1-		73.3	37.129	16.304	111.8	16.054	34.175	86.1	2:18.299	64.74	11.108	13:23:12.780
2-	27.918	82.3	36.059	15.899	106.1	16.433	33.227	84.0	2:09.536	69.12	2.345	13:25:22.316
3-	27.147	82.9	35.494	15.858	107.2	16.002	33.132	85.2	2:07.633 (3)	70.15	0.442	13:27:29.949
4-	27.519	81.6	36.014	16.304	111.4	15.627	33.136	83.9	2:08.600	69.63	1.409	13:29:38.549
5-	27.383	85.7	35.632	15.774	111.8	16.122	32.519	81.3	2:07.430 (2)	70.26	0.239	13:31:45.979
6-	27.335	86.8	35.188	16.141	112.0	15.760	32.767	86.5	2:07.191 (1)	70.40		13:33:53.170
7-	27.396	87.0	35.695	16.515	112.4	15.923	33.073	82.5	2:08.602	69.62	1.411	13:36:01.772
8-	28.406	80.8	37.572	16.633	110.5	16.563	34.278	84.6	2:13.452	67.09	6.261	13:38:15.224
9-	28.062	82.4	36.842	16.456	111.6	16.261	34.283	84.4	2:11.904	67.88	4.713	13:40:27.128
10-	28.007	81.8	36.319	16.789	109.4	16.758	34.476	85.0	2:12.349	67.65	5.158	13:42:39.477
11-	28.141	84.3	36.865	16.595	112.0	16.217	34.022	85.7	2:11.840	67.91	4.649	13:44:51.317
12-	27.676	83.7	36.275	16.288	113.1	16.431	34.276	84.6	2:10.946	68.38	3.755	13:47:02.263

Weather / Track : Rain / Wet

Donington Park GP
 Circuit Length = 2.4873 miles
 Start: 13:20 Flag 13:45 End: 13:47

MCRCB BULLETIN TK180

2021 Bennetts British Superbike Championship - Round 10

2021 Honda British Talent Cup

RACE 1 - SECTOR ANALYSIS



SECTOR 1 = FL to I1, SECTOR 2 = I1 to I2, SECTOR 3 = I2 to I3, SECTOR 4 = I3 to I4, SECTOR 5 = I4 to FL, DIFF = Difference To Personal Best Lap, P = Crossed Finish Line in Pit Lane, D = Time Disallowed

P22 43		Ryan HITCHCOCK					Honda - Wilson Racing					
IDEAL LAP TIME : 2:06.550		BEST LAP TIME : 2:06.695					DIFFERENCE : 0.145					
LAP	SECTOR 1	SECTOR 2	SECTOR 3	SECTOR 4	SECTOR 5	LAP TIME	MPH	DIFF	TIME OF DAY			
1-		73.5	37.088	16.559	104.0	16.518	35.255	84.4	2:19.707	64.09	13.012	13:23:14.188
2-	28.375	79.1	36.415	16.319	102.4	16.751	36.346	81.6	2:14.206	66.72	7.511	13:25:28.394
3-	27.901	84.4	36.318	16.247	110.1	16.176	34.798	82.3	2:11.440	68.12	4.745	13:27:39.834
4-	28.462	80.0	36.051	16.711	104.3	16.395	34.089	83.0	2:11.708	67.98	5.013	13:29:51.542
5-	27.634	78.8	36.138	16.470	110.0	16.365	34.071	82.5	2:10.678	68.52	3.983	13:32:02.220
6-	27.592	82.0	36.138	16.453	106.1	16.419	34.225	82.4	2:10.827	68.44	4.132	13:34:13.047
7-	27.479	83.9	36.608	16.382	102.7	16.486	34.480	82.3	2:11.435	68.12	4.740	13:36:24.482
8-	27.973	78.7	36.423	16.218	106.5	16.400	34.520	82.4	2:11.534	68.07	4.839	13:38:36.016
9-	28.223	77.8	36.893	16.472	101.9	16.628	33.721	83.1	2:11.937	67.86	5.242	13:40:47.953
10-	27.299	81.3	35.840	16.263	107.7	16.162	33.515	83.7	2:09.079 (3)	69.37	2.384	13:42:57.032
11-	27.120	83.1	35.629	16.214	106.8	16.506	33.562	83.9	2:09.031 (2)	69.39	2.336	13:45:06.063
12-	27.265	82.2	35.077	16.075	110.7	15.925	32.353	84.0	2:06.695 (1)	70.67		13:47:12.758

P23 64		Clayton EDMUNDS					Honda - MJL Racing					
IDEAL LAP TIME : 2:06.017		BEST LAP TIME : 2:07.132					DIFFERENCE : 1.115					
LAP	SECTOR 1	SECTOR 2	SECTOR 3	SECTOR 4	SECTOR 5	LAP TIME	MPH	DIFF	TIME OF DAY			
1-		68.7	37.978	17.988	109.6	16.377	34.982	86.1	2:23.370	62.45	16.238	13:23:17.851
2-	28.294	80.0	36.571	16.732	111.1	15.887	34.920	84.6	2:12.404	67.62	5.272	13:25:30.255
3-	28.296	79.7	36.684	16.723	111.6	17.002	34.210	84.9	2:12.915	67.36	5.783	13:27:43.170
4-	28.803	75.0	37.164	16.983	110.7	16.479	34.482	85.0	2:13.911	66.86	6.779	13:29:57.081
5-	28.160	77.4	36.743	17.443	108.2	17.079	34.921	84.8	2:14.346	66.65	7.214	13:32:11.427
6-	28.941	78.6	36.763	16.547	112.7	16.096	34.276	85.5	2:12.623	67.51	5.491	13:34:24.050
7-	27.697	83.6	35.723	16.479	111.2	15.877	34.340	83.8	2:10.116	68.81	2.984	13:36:34.166
8-	27.156	85.3	35.086	16.392	111.6	15.925	34.230	84.6	2:08.789	69.52	1.657	13:38:42.955
9-	27.459	84.8	35.024	16.107	112.2	15.606	32.936	85.7	2:07.132 (1)	70.43		13:40:50.087
10-	27.217	84.3	35.319	16.181	112.5	15.558	33.441	85.9	2:07.716 (3)	70.11	0.584	13:42:57.803
11-	26.887	82.0	35.496	16.158	112.7	16.158	33.141	84.8	2:07.840	70.04	0.708	13:45:05.643
12-	27.462	82.2	35.555	16.127	111.6	15.594	32.441	85.9	2:07.179 (2)	70.40	0.047	13:47:12.822

P24 12		Josh BANNISTER					Honda - Dunsley Heat Racing					
IDEAL LAP TIME : 2:07.549		BEST LAP TIME : 2:08.169					DIFFERENCE : 0.620					
LAP	SECTOR 1	SECTOR 2	SECTOR 3	SECTOR 4	SECTOR 5	LAP TIME	MPH	DIFF	TIME OF DAY			
1-		69.8	38.730	17.833	105.0	17.790	36.287	80.2	2:27.105	60.87	18.936	13:23:21.586
2-	29.709	79.7	36.182	17.254	102.9	17.387	35.286	82.4	2:15.818	65.92	7.649	13:25:37.404
3-	28.459	84.9	35.848	16.742	107.5	16.869	34.863	82.6	2:12.781	67.43	4.612	13:27:50.185
4-	28.503	81.2	35.545	16.677	106.8	17.104	34.936	84.9	2:12.765	67.44	4.596	13:30:02.950
5-	27.575	86.1	35.399	16.455	109.1	16.688	34.786	84.3	2:10.903	68.40	2.734	13:32:13.853
6-	27.608	85.8	35.161	16.540	109.4	16.524	34.148	84.5	2:09.981	68.89	1.812	13:34:23.834
7-	27.328	86.8	34.670	16.296	111.1	17.063	34.205	83.0	2:09.562	69.11	1.393	13:36:33.396
8-	27.165	85.5	34.742	16.374	110.7	16.460	34.238	83.1	2:08.979	69.42	0.810	13:38:42.375
9-	27.235	87.6	34.488	16.261	110.1	16.614	34.020	84.2	2:08.618 (3)	69.62	0.449	13:40:50.993
10-	27.338	87.0	34.621	15.939	110.3	16.189	34.246	85.0	2:08.333 (2)	69.77	0.164	13:42:59.326
11-	27.394	89.3	34.236	15.960	112.7	16.527	34.052	84.5	2:08.169 (1)	69.86		13:45:07.495
12-	27.732	84.6	35.390	16.053	108.9	16.362	34.056	83.0	2:09.593	69.09	1.424	13:47:17.088

MCRCB BULLETIN TK180

2021 Bennetts British Superbike Championship - Round 10

2021 Honda British Talent Cup

RACE 1 - SECTOR ANALYSIS



SECTOR 1 = FL to I1, SECTOR 2 = I1 to I2, SECTOR 3 = I2 to I3, SECTOR 4 = I3 to I4, SECTOR 5 = I4 to FL, DIFF = Difference To Personal Best Lap, P = Crossed Finish Line in Pit Lane, D = Time Disallowed

P25 51		Holly HARRIS			Honda - MJL Racing							
IDEAL LAP TIME : 2:07.708		BEST LAP TIME : 2:07.708			DIFFERENCE : 0.000							
LAP	SECTOR 1	SECTOR 2	SECTOR 3	SECTOR 4	SECTOR 5	LAP TIME	MPH	DIFF	TIME OF DAY			
1-		70.0	39.646	17.205	106.5	17.717	36.967	83.7	2:28.438	60.32	20.730	13:23:22.919
2-	29.333	77.3	37.251	16.882	111.1	17.149	36.098	83.9	2:16.713	65.49	9.005	13:25:39.632
3-	28.655	81.6	37.242	16.477	112.4	16.898	36.190	82.6	2:15.462	66.10	7.754	13:27:55.094
4-	29.142	75.6	37.532	17.250	111.2	16.936	36.239	82.9	2:17.099	65.31	9.391	13:30:12.193
5-	28.611	78.7	38.605	16.878	110.9	16.753	35.320	83.7	2:16.167	65.76	8.459	13:32:28.360
6-	28.600	76.5	38.137	16.699	110.1	16.884	35.150	83.7	2:15.470	66.09	7.762	13:34:43.830
7-	28.223	77.5	38.540	16.661	109.8	16.692	34.842	83.9	2:14.958	66.34	7.250	13:36:58.788
8-	28.077	78.3	37.163	16.322	112.0	16.036	34.323	84.2	2:11.921	67.87	4.213	13:39:10.709
9-	27.631	79.7	36.548	16.132	112.2	16.056	33.884	84.9	2:10.251 (3)	68.74	2.543	13:41:20.960
10-	27.169	79.7	36.059	16.323	106.8	16.251	33.567	85.1	2:09.369 (2)	69.21	1.661	13:43:30.329
11-	27.162	80.6	35.592	16.007	112.4	15.934	33.013	85.2	2:07.708 (1)	70.11		13:45:38.037

P26 37		Corey TINKER			Honda - CT Racing							
IDEAL LAP TIME : 2:05.444		BEST LAP TIME : 2:06.213			DIFFERENCE : 0.769							
LAP	SECTOR 1	SECTOR 2	SECTOR 3	SECTOR 4	SECTOR 5	LAP TIME	MPH	DIFF	TIME OF DAY			
1-		82.6	35.569	15.782	112.0	16.651	34.656	84.0	2:14.741	66.45	8.528	13:23:09.222
2-	26.950	89.1	34.633	15.613	112.2	16.029	33.438	84.0	2:06.663	70.69	0.450	13:25:15.885
3-	26.856	87.6	34.707	15.737	111.2	15.671	33.315	84.3	2:06.286 (2)	70.90	0.073	13:27:22.171
4-	27.350	84.0	34.861	15.878	112.4	15.704	32.722	84.3	2:06.515 (3)	70.77	0.302	13:29:28.686
5-	26.984	86.2	34.808	15.663	110.1	15.620	33.138	84.6	2:06.213 (1)	70.94		13:31:34.899
6-	26.979	85.7	34.818	15.871	111.2	15.902	34.114	83.5	2:07.684	70.12	1.471	13:33:42.583
7-	27.890	82.4	35.645	16.200	110.1	15.830	33.178	84.0	2:08.743	69.55	2.530	13:35:51.326
8-	28.052	78.2	36.339	16.738	107.8	16.224	33.368	84.4	2:10.721	68.50	4.508	13:38:02.047
9-	27.107	82.0	35.198	16.045	109.8	15.743	33.372	84.4	2:07.465	70.25	1.252	13:40:09.512
10-	27.493	83.3	35.798	16.150	109.2	16.038	33.626	84.2	2:09.105	69.35	2.892	13:42:18.617
11-	28.764	77.8	36.817	16.731	105.5	16.896	IN PIT		2:13.743 P	66.95	7.530	13:44:32.360

P27 55		Harrison DESOY			Honda - Thorneycroft56 Racing							
IDEAL LAP TIME : 2:01.170		BEST LAP TIME : 2:01.170			DIFFERENCE : 0.000							
LAP	SECTOR 1	SECTOR 2	SECTOR 3	SECTOR 4	SECTOR 5	LAP TIME	MPH	DIFF	TIME OF DAY			
1-		77.8	36.187	15.826	112.7	16.306	35.160	83.6	2:15.908	65.88	14.738	13:23:10.389
2-	27.174	85.5	35.265	15.632	113.5	15.719	33.713	83.9	2:07.503	70.22	6.333	13:25:17.892
3-	26.256	89.0	34.868	15.288	115.1	15.768	32.918	85.5	2:05.098	71.57	3.928	13:27:22.990
4-	27.131	84.2	34.919	15.675	115.1	15.527	33.097	84.7	2:06.349	70.87	5.179	13:29:29.339
5-	26.674	88.5	34.976	15.090	115.3	15.198	32.460	81.4	2:04.398	71.98	3.228	13:31:33.737
6-	26.031	89.2	34.279	15.287	114.3	14.865	31.869	84.7	2:02.331 (2)	73.19	1.161	13:33:36.068
7-	25.837	90.5	34.563	15.284	112.7	15.007	31.768	84.5	2:02.459 (3)	73.12	1.289	13:35:38.527
8-	25.770	88.4	34.137	15.087	114.1	14.791	31.385	85.1	2:01.170 (1)	73.89		13:37:39.697

P28 33		JJ CUNNINGHAM			Honda - Thorneycroft56 / JCRsupersport							
IDEAL LAP TIME : 2:01.368		BEST LAP TIME : 2:01.711			DIFFERENCE : 0.343							
LAP	SECTOR 1	SECTOR 2	SECTOR 3	SECTOR 4	SECTOR 5	LAP TIME	MPH	DIFF	TIME OF DAY			
1-		81.2	35.091	16.142	110.5	15.859	32.522	84.0	2:11.423	68.13	9.712	13:23:05.904
2-	26.550	92.4	34.496	16.063	111.8	15.218	32.897	84.4	2:05.224	71.50	3.513	13:25:11.128
3-	26.325	95.1	34.294	15.818	111.6	14.924	32.717	83.3	2:04.078	72.16	2.367	13:27:15.206
4-	26.354	93.7	34.422	15.960	113.5	15.441	32.100	85.5	2:04.277	72.05	2.566	13:29:19.483
5-	25.988	92.1	34.500	15.672	112.7	14.812	32.295	84.9	2:03.267 (3)	72.64	1.556	13:31:22.750
6-	26.016	93.2	33.446	15.902	110.5	14.809	31.666	85.0	2:01.839 (2)	73.49	0.128	13:33:24.589
7-	26.010	96.2	33.675	15.582	112.0	14.901	31.543	85.0	2:01.711 (1)	73.57		13:35:26.300

Weather / Track : Rain / Wet

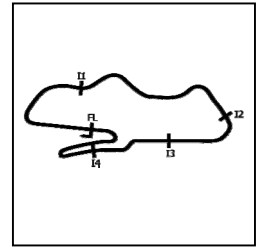
Donington Park GP
 Circuit Length = 2.4873 miles
 Start: 13:20 Flag 13:45 End: 13:47

MCRCB BULLETIN TK180

2021 Bennetts British Superbike Championship - Round 10

2021 Honda British Talent Cup

RACE 1 - SECTOR ANALYSIS



SECTOR 1 = FL to I1, SECTOR 2 = I1 to I2, SECTOR 3 = I2 to I3, SECTOR 4 = I3 to I4, SECTOR 5 = I4 to FL, DIFF = Difference To Personal Best Lap, P = Crossed Finish Line in Pit Lane, D = Time Disallowed

P29 79		Harley McCABE			Honda - MLav VisionTrack Academy						
IDEAL LAP TIME : 2:02.501		BEST LAP TIME : 2:02.606			DIFFERENCE : 0.105						
LAP	SECTOR 1	SECTOR 2	SECTOR 3	SECTOR 4	SECTOR 5	LAP TIME	MPH	DIFF	TIME OF DAY		
1-	80.5	36.342	16.164	111.4	16.270	34.453	87.0	2:16.250	65.72	13.644	13:23:10.731
2-	27.245	87.6	35.308	15.917	114.1	16.139	32.958	87.6	2:07.567	4.961	13:25:18.298
3-	26.684	85.7	34.786	15.864	115.5	15.552	32.792	87.7	2:05.678 (3)	3.072	13:27:23.976
4-	26.727	82.8	34.898	16.111	114.5	15.618	32.744	86.8	2:06.098	3.492	13:29:30.074
5-	26.626	89.3	34.601	15.581	115.9	15.272	32.980	88.1	2:05.060 (2)	2.454	13:31:35.134
6-	25.818	91.8	34.227	15.686	114.9	14.992	31.883	87.3	2:02.606 (1)	73.03	13:33:37.740

P30 96		Rossi BANHAM			Honda - MJL Racing						
IDEAL LAP TIME : 2:00.541		BEST LAP TIME : 2:00.745			DIFFERENCE : 0.204						
LAP	SECTOR 1	SECTOR 2	SECTOR 3	SECTOR 4	SECTOR 5	LAP TIME	MPH	DIFF	TIME OF DAY		
1-	90.0	34.099	15.559	112.7	15.282	31.861	84.6	2:07.141	70.42	6.396	13:23:01.622
2-	26.406	88.7	33.673	15.336	112.5	15.254	31.604	84.8	2:02.273 (2)	1.528	13:25:03.895
3-	26.064	89.5	33.407	15.302	113.1	15.077	30.895	84.3	2:00.745 (1)	74.16	13:27:04.640

P31 29		Lucas BROWN			Honda - Amphibian Scaffolding / SP125 Racing						
IDEAL LAP TIME : 2:00.754		BEST LAP TIME : 2:00.944			DIFFERENCE : 0.190						
LAP	SECTOR 1	SECTOR 2	SECTOR 3	SECTOR 4	SECTOR 5	LAP TIME	MPH	DIFF	TIME OF DAY		
1-	88.0	34.295	15.413	113.7	15.578	32.062	84.7	2:08.653	69.60	7.709	13:23:03.134
2-	25.843	92.3	33.769	15.505	114.3	15.047	32.249	86.0	2:02.413 (2)	1.469	13:25:05.547
3-	25.797	90.5	33.192	15.251	114.7	15.163	31.541	86.0	2:00.944 (1)	74.03	13:27:06.491

P32 9		Bailey STUART-CAMPBELL			Honda - Team 151s						
IDEAL LAP TIME : 2:04.279		BEST LAP TIME : 2:04.299			DIFFERENCE : 0.020						
LAP	SECTOR 1	SECTOR 2	SECTOR 3	SECTOR 4	SECTOR 5	LAP TIME	MPH	DIFF	TIME OF DAY		
1-	77.8	36.606	16.273	117.1	16.181	34.127	86.3	2:17.307	65.21	13.008	13:23:11.788
2-	26.680	91.3	34.906	16.002	117.5	15.801	32.407	86.7	2:05.796 (2)	1.497	13:25:17.584
3-	26.700	88.4	34.007	15.603	118.7	15.768	32.221	88.0	2:04.299 (1)	72.03	13:27:21.883

P33 99		Peter WILLIS			Honda - WM Racing						
IDEAL LAP TIME : 2:08.256		BEST LAP TIME : 2:08.359			DIFFERENCE : 0.103						
LAP	SECTOR 1	SECTOR 2	SECTOR 3	SECTOR 4	SECTOR 5	LAP TIME	MPH	DIFF	TIME OF DAY		
1-	75.4	36.236	16.120	114.1	16.229	35.621	86.4	2:17.718	65.02	9.359	13:23:12.199
2-	26.991	83.4	35.411	15.793	115.9	16.332	33.832	87.0	2:08.359 (1)	69.76	13:25:20.558

MCRCB BULLETIN TK181

2021 Bennetts British Superbike Championship - Round 10

2021 Honda British Talent Cup

RACE 1 - BEST SECTORS

POS	SECTOR 1		SECTOR 2		SECTOR 3		SECTOR 4		SECTOR 5		IDEAL / BEST COMPARISON										
	NO	TIME	NO	TIME	NO	TIME	NO	TIME	NO	TIME	POS	NO	NAME	IDEAL	BEST	DIFF					
														PERFECT LAP	1:58.332						
1	74	BRO	25.398	7	LYO	32.624	4	MOU	15.085	74	BRO	14.655	74	BRO	30.570	1	74	BROWN	1:58.932	1:59.524	0.592
2	7	LYO	25.437	67	O'G	32.809	55	DES	15.087	67	O'G	14.783	24	BUC	30.659	2	24	BUCHANAN	1:59.029	1:59.595	0.566
3	24	BUC	25.547	24	BUC	32.845	24	BUC	15.122	15	CRO	14.789	34	COO	30.686	3	7	LYONS	1:59.522	1:59.691	0.169
4	67	O'G	25.669	74	BRO	33.095	67	O'G	15.175	55	DES	14.791	53	VEI	30.732	4	67	O'GORMAN	1:59.575	1:59.818	0.243
5	23	STE	25.690	29	BRO	33.192	40	COR	15.177	57	GAR	14.807	15	CRO	30.746	5	15	CROSBY	1:59.855	2:00.539	0.684
6	29	BRO	25.723	23	STE	33.213	7	LYO	15.207	33	CUN	14.809	40	COR	30.786	6	23	STEPHENSON	2:00.437	2:00.896	0.459
7	15	CRO	25.725	15	CRO	33.333	74	BRO	15.214	7	LYO	14.846	20	DUI	30.868	7	34	COOK	2:00.518	2:00.923	0.405
8	55	DES	25.770	96	BAN	33.407	29	BRO	15.251	24	BUC	14.856	96	BAN	30.895	8	96	BANHAM	2:00.541	2:00.745	0.204
9	34	COO	25.780	33	CUN	33.446	53	VEI	15.259	23	STE	14.892	61	MAC	31.099	9	40	CORREA	2:00.678	2:01.924	1.246
10	40	COR	25.800	34	COO	33.626	15	CRO	15.262	79	McC	14.992	57	GAR	31.114	10	29	BROWN	2:00.754	2:00.944	0.190
11	79	McC	25.818	40	COR	33.817	57	GAR	15.277	34	COO	15.040	67	O'G	31.139	11	53	VEIJER	2:00.866	2:01.755	0.889
12	96	BAN	25.860	53	VEI	33.848	96	BAN	15.302	29	BRO	15.047	4	MOU	31.188	12	55	DESSOY	2:01.170	2:01.170	0.000
13	53	VEI	25.966	4	MOU	33.917	34	COO	15.386	53	VEI	15.061	23	STE	31.232	13	33	CUNNINGHAM	2:01.368	2:01.711	0.343
14	33	CUN	25.988	5	JOH	34.004	23	STE	15.410	4	MOU	15.064	55	DES	31.385	14	4	MOUNSEY	2:01.368	2:01.864	0.496
15	4	MOU	26.114	9	STU	34.007	65	ROW	15.445	96	BAN	15.077	7	LYO	31.408	15	57	GARNESSE	2:01.668	2:01.967	0.299
16	52	BEL	26.170	55	DES	34.137	5	JOH	15.494	40	COR	15.098	29	BRO	31.541	16	20	DIJIN	2:02.418	2:02.764	0.346
17	57	GAR	26.190	79	McC	34.227	20	DUI	15.564	20	DUI	15.141	33	CUN	31.543	17	79	McCABE	2:02.501	2:02.606	0.105
18	41	HOP	26.208	12	BAN	34.236	52	BEL	15.570	52	BEL	15.175	52	BEL	31.655	18	52	BELFORD	2:03.189	2:03.804	0.615
19	22	EAG	26.255	20	DUI	34.244	79	McC	15.581	66	DOB	15.200	41	HOP	31.760	19	5	JOHNSON	2:03.217	2:04.408	1.191
20	5	JOH	26.257	65	ROW	34.274	33	CUN	15.582	5	JOH	15.284	79	McC	31.883	20	61	MACKAY	2:03.550	2:04.023	0.473
21	65	ROW	26.258	57	GAR	34.280	9	STU	15.603	41	HOP	15.321	22	EAG	32.100	21	41	HOPKINS	2:03.665	2:04.203	0.538
22	61	MAC	26.446	66	DOB	34.343	41	HOP	15.606	65	ROW	15.369	5	JOH	32.178	22	65	ROWAN	2:03.836	2:04.600	0.764
23	20	DUI	26.601	52	BEL	34.619	37	TIN	15.613	64	EDM	15.558	9	STU	32.221	23	9	STUART-CAMPBELL	2:04.279	2:04.299	0.020
24	9	STU	26.680	37	TIN	34.633	66	DOB	15.729	61	MAC	15.577	43	HIT	32.353	24	66	DOBSON	2:04.453	2:04.960	0.507
25	66	DOB	26.686	61	MAC	34.678	61	MAC	15.750	22	EAG	15.589	64	EDM	32.441	25	22	EAGLE	2:04.623	2:04.820	0.197
26	37	TIN	26.856	41	HOP	34.770	21	JEF	15.774	71	GOO	15.609	65	ROW	32.490	26	37	TINKER	2:05.444	2:06.213	0.769
27	64	EDM	26.887	22	EAG	34.828	99	WIL	15.793	37	TIN	15.620	66	DOB	32.495	27	64	EDMUNDS	2:06.017	2:07.132	1.115
28	99	WIL	26.991	64	EDM	35.024	22	EAG	15.851	21	JEF	15.627	21	JEF	32.519	28	21	JEFFREY	2:06.255	2:07.191	0.936
29	71	GOO	27.013	43	HIT	35.077	12	BAN	15.939	9	STU	15.768	71	GOO	32.684	29	43	HITCHCOCK	2:06.550	2:06.695	0.145
30	43	HIT	27.120	21	JEF	35.188	71	GOO	15.960	43	HIT	15.925	37	TIN	32.722	30	71	GOODMAN	2:06.580	2:07.169	0.589
31	21	JEF	27.147	71	GOO	35.314	51	HAR	16.007	51	HAR	15.934	51	HAR	33.013	31	12	BANNISTER	2:07.549	2:08.169	0.620
32	51	HAR	27.162	99	WIL	35.411	43	HIT	16.075	12	BAN	16.189	99	WIL	33.832	32	51	HARRIS	2:07.708	2:07.708	0.000
33	12	BAN	27.165	51	HAR	35.592	64	EDM	16.107	99	WIL	16.229	12	BAN	34.020	33	99	WILLIS	2:08.256	2:08.359	0.103
34				44	HIL	38.486															

Weather / Track : Rain / Wet

Results can be found at www.tsl-timing.com

Donington Park GP

Circuit Length = 2.4873 miles

Start: 13:20 Flag 13:45 End: 13:47

Printed - 13:53 Saturday, 02 October 2021

MCRCB BULLETIN TK182**2021 Bennetts British Superbike Championship - Round 10****2021 Honda British Talent Cup****RACE 1 - BEST SPEEDS**

POS	INTERMEDIATE 1		INTERMEDIATE 2		INTERMEDIATE 3		INTERMEDIATE 4		FINISH LINE	
	NO	NAME MPH	NO	NAME MPH	NO	NAME MPH	NO	NAME MPH	NO	NAME MPH
1	74	BROWN 98.5			57	GARNESS 119.8			57	GARNESS 90.3
2	7	LYONS 96.4			9	STUART-CAMPBELL 118.7			4	MOUNSEY 88.6
3	33	CUNNINGHAM 96.2			53	VEIJER 117.1			40	CORREA 88.4
4	29	BROWN 96.0			40	CORREA 116.9			41	HOPKINS 88.1
5	24	BUCHANAN 94.9			74	BROWN 116.3			79	McCABE 88.1
6	15	CROSBY 93.7			4	MOUNSEY 116.3			9	STUART-CAMPBELL 88.0
7	23	STEPHENSON 93.4			61	MACKAY 116.1			53	VEIJER 87.9
8	96	BANHAM 93.0			67	O'GORMAN 115.9			67	O'GORMAN 87.8
9	67	O'GORMAN 92.8			65	ROWAN 115.9			61	MACKAY 87.7
10	34	COOK 92.1			79	McCABE 115.9			65	ROWAN 87.4
11	57	GARNESS 91.9			99	WILLIS 115.9			52	BELFORD 87.3
12	40	CORREA 91.8			55	DESSOY 115.3			99	WILLIS 87.0
13	5	JOHNSON 91.8			34	COOK 115.1			74	BROWN 86.9
14	79	McCABE 91.8			41	HOPKINS 114.7			23	STEPHENSON 86.5
15	52	BELFORD 91.5			29	BROWN 114.7			21	JEFFREY 86.5
16	4	MOUNSEY 91.4			7	LYONS 114.5			15	CROSBY 86.2
17	53	VEIJER 91.3			23	STEPHENSON 114.5			20	DUIN 86.2
18	61	MACKAY 91.3			52	BELFORD 114.3			34	COOK 86.1
19	9	STUART-CAMPBELL 91.3			66	DOBSON 114.3			64	EDMUNDS 86.1
20	20	DUIN 90.9			15	CROSBY 113.7			29	BROWN 86.0
21	55	DESSOY 90.5			33	CUNNINGHAM 113.5			24	BUCHANAN 85.8
22	41	HOPKINS 90.4			20	DUIN 113.1			7	LYONS 85.5
23	12	BANNISTER 89.3			21	JEFFREY 113.1			55	DESSOY 85.5
24	37	TINKER 89.1			96	BANHAM 113.1			33	CUNNINGHAM 85.5
25	22	EAGLE 87.8			22	EAGLE 112.7			66	DOBSON 85.2
26	21	JEFFREY 87.0			64	EDMUNDS 112.7			71	GOODMAN 85.2
27	65	ROWAN 86.8			12	BANNISTER 112.7			51	HARRIS 85.2
28	64	EDMUNDS 85.3			24	BUCHANAN 112.5			12	BANNISTER 85.0
29	66	DOBSON 84.8			51	HARRIS 112.4			5	JOHNSON 84.8
30	43	HITCHCOCK 84.4			37	TINKER 112.4			96	BANHAM 84.8
31	71	GOODMAN 83.5			5	JOHNSON 112.2			37	TINKER 84.6
32	99	WILLIS 83.5			43	HITCHCOCK 110.7			22	EAGLE 84.5
33	51	HARRIS 81.6			71	GOODMAN 109.2			43	HITCHCOCK 84.4
34	44	HILL 72.8								

Weather / Track : Rain / Wet

Results can be found at www.tsl-timing.com

Donington Park GP

Circuit Length = 2.4873 miles

Start: 13:20 Flag 13:45 End: 13:47

Printed - 13:53 Saturday, 02 October 2021

MCRCB BULLETIN TK183**2021 Bennetts British Superbike Championship - Round 10****2021 Honda British Talent Cup****RACE 1 - FASTEST LAP CLASSIFICATION**

POS	RACE POS	NO	NAME	NAT	ENTRY	BEST	ON
1	4	74	Carter BROWN	GBR	Honda - City Lifting by RS Racing	1:59.524	12
2	2	24	Cormac BUCHANAN	NZL	Honda - Microlise Cresswell Racing	1:59.595	12
3	3	7	Jamie LYONS	GBR	Honda - C&M Motors Ltd / Tooltec Racing	1:59.691	12
4	1	67	Casey O'GORMAN	GBR	Honda - Microlise Cresswell Racing	1:59.818	5
5	6	15	Harrison CROSBY	GBR	Honda - Banks Racing	2:00.539	11
6	30	96	Rossi BANHAM	GBR	Honda - MJL Racing	2:00.745	3
7	5	23	Rhys STEPHENSON	GBR	Honda - Rocket Racing	2:00.896	9
8	7	34	James COOK	GBR	Honda - Wilson Racing	2:00.923	11
9	31	29	Lucas BROWN	GBR	Honda - Amphibian Scaffolding / SP125 Racing	2:00.944	3
10	27	55	Harrison DESSOY	GBR	Honda - Thorneycroft56 Racing	2:01.170	8
11	28	33	JJ CUNNINGHAM	GBR	Honda - Thorneycroft56 / JCRsupersport	2:01.711	7
12	9	53	Kiyano VEIJER	NLD	Honda - Microlise Cresswell Racing	2:01.755	11
13	11	4	Sullivan MOUNSEY	GBR	Honda - iForce Lloyd & Jones	2:01.864	12
14	10	40	Julian CORREA	USA	Honda - Microlise Cresswell Racing	2:01.924	8
15	8	57	Johnny GARNESS	GBR	Honda - City Lifting by RS Racing	2:01.967	7
16	29	79	Harley McCABE	GBR	Honda - MLav VisionTrack Academy	2:02.606	6
17	12	20	Maik DUIN	NLD	Honda - Ernst Dubbink Eveno Racing	2:02.764	9
18	13	52	Evan BELFORD	GBR	Honda - City Lifting by RS Racing	2:03.804	12
19	15	61	Harrison MACKAY	GBR	Honda - True Heroes Racing / Super Soco	2:04.023	12
20	16	41	Luca HOPKINS	GBR	Honda - Wilson Racing	2:04.203	5
21	32	9	Bailey STUART-CAMPBELL	GBR	Honda - Team 151s	2:04.299	3
22	14	5	Mason JOHNSON	GBR	Honda - Johnson Racing	2:04.408	12
23	17	65	Alexander ROWAN	GBR	Honda - Victoria House Mortimer Racing	2:04.600	10
24	18	22	Anthony EAGLE	UZB	Honda - Microlise Cresswell Racing	2:04.820	12
25	19	66	Rossi DOBSON	GBR	Honda - WM Racing	2:04.960	10
26	26	37	Corey TINKER	GBR	Honda - CT Racing	2:06.213	5
27	22	43	Ryan HITCHCOCK	GBR	Honda - Wilson Racing	2:06.695	12
28	23	64	Clayton EDMUNDS	GBR	Honda - MJL Racing	2:07.132	9
29	20	71	Daniel GOODMAN	GBR	Honda - MLav VisionTrack Academy	2:07.169	10
30	21	21	Troy JEFFREY	GBR	Honda - Stiggymotorsport	2:07.191	6
31	25	51	Holly HARRIS	GBR	Honda - MJL Racing	2:07.708	11
32	24	12	Josh BANNISTER	GBR	Honda - Dunsley Heat Racing	2:08.169	11
33	33	99	Peter WILLIS	GBR	Honda - WM Racing	2:08.359	2

Weather / Track : Rain / Wet

Results can be found at www.tsl-timing.com

Donington Park GP

Circuit Length = 2.4873 miles

Start: 13:20 Flag 13:45 End: 13:47

Printed - 13:48 Saturday, 02 October 2021

MCRCB BULLETIN TK184

2021 Bennetts British Superbike Championship - Round 10

2021 Honda British Talent Cup

RACE 1 - STATISTICS

Competitors Started 34
Planned Start 2021-10-02 @ 13:15:00.000
Actual Start 2021-10-02 @ 13:20:54.480
Finish Time 2021-10-02 @ 13:45:08.934
Track Length 2.4873mi.
Total Laps 342
Total Distance Covered 850.6733mi.

Session Fastest Lap History

NO	NAME	LAP TIME	TIME OF DAY	LAP	VEHICLE
67	Casey O'GORMAN	2:00.686	13:25:00.034	2	Honda
67	Casey O'GORMAN	1:59.818	13:31:01.509	5	Honda
24	Cormac BUCHANAN	1:59.595	13:45:25.077	12	Honda
74	Carter BROWN	1:59.524	13:45:26.725	12	Honda

Session Leader History

NO	NAME	FROM LAP	LAPS LED	DISTANCE	VEHICLE
67	Casey O'GORMAN	1	12	29.81 miles	Honda

Flag History

TYPE	TIME OF DAY
GREEN	13:20:54.480
FINISH	13:45:08.934

Flag Statistics

TYPE	COUNT	TOTAL LAPS	TOTAL TIME
Green	1	12	26:44.082
Red	0	0	0.000
Safety Car	0	0	0.000
FCY	0	0	0.000

MCRCB BULLETIN TK185

2021 Bennetts British Superbike Championship - Round 10

2021 Honda British Talent Cup

RACE 1 - SESSION NOTES

TIME	MESSAGE
13:08:05	12 LAPS
13:10:05	PITLANE CLOSED
13:10:18	12 LAPS
13:10:18	PITLANE OPEN
13:14:03	PITLANE CLOSED
13:14:13	5 MINUTES TO WARM UP LAP
13:14:59	3 MINUTES TO WARM UP LAP
13:16:02	1 MINUTE TO WARM UP LAP
13:16:33	30 SECONDS TO WARM UP LAP
13:17:37	GREEN FLAG - WARM UP LAP
13:20:04	RACE START
13:22:41	NO. 44 FALLER AT COPPICE - RIDER OK
13:22:52	NO JUMP STARTS
13:26:31	NO. 99 FALLER AT MCLEANS - RIDER OK
13:27:56	NO. 29 FALLER AT OLD HAIRPIN - RIDER OK
13:28:16	NO. 9 FALLER AT CRANER CURVES - RIDER OK
13:28:38	NO. 96 FALLER AT COPPICE - RIDER OK
13:35:05	NO. 79 FALLER AT MCLEANS - RIDER OK
13:36:04	NO. 33 FALLER AT CRANER CURVES - RIDER OK
13:37:08	TWO THIRDS DISTANCE COMPLETED
13:37:38	NATIONAL SUPERSTOCK: RACE DISTANCE 12 LAPS
13:38:38	NO. 55 FALLER AT OLD HAIRPIN - RIDER OK
13:45:14	CHEQUERED FLAG
13:45:16	

Weather / Track : Rain / Wet

Results can be found at www.tsl-timing.com

Donington Park GP
Circuit Length = 2.4873 miles
Start: 13:20 Flag 13:45 End: 13:47

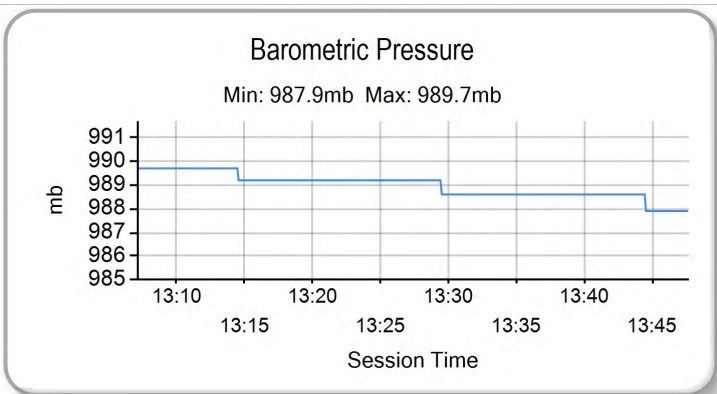
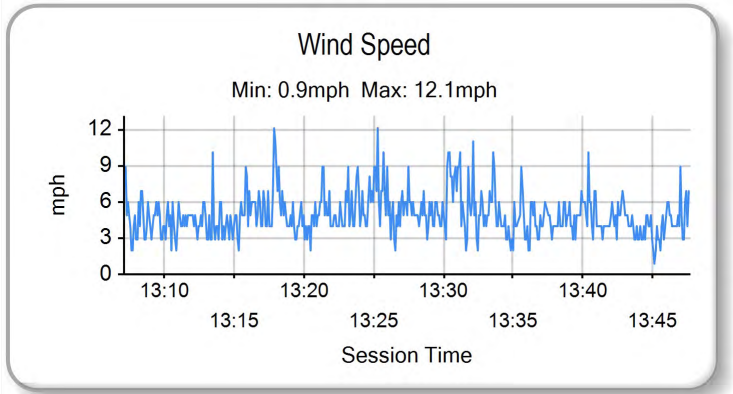
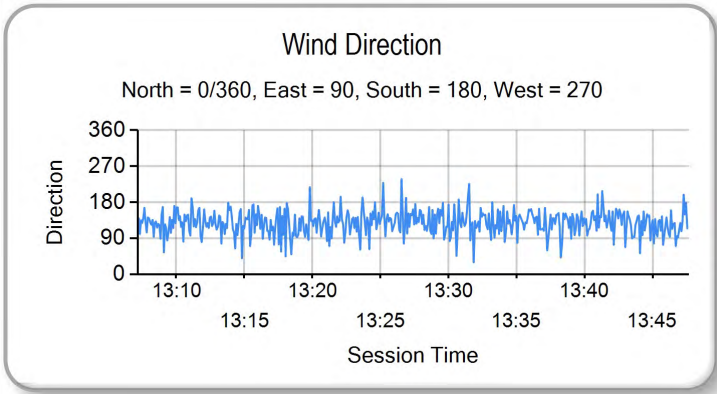
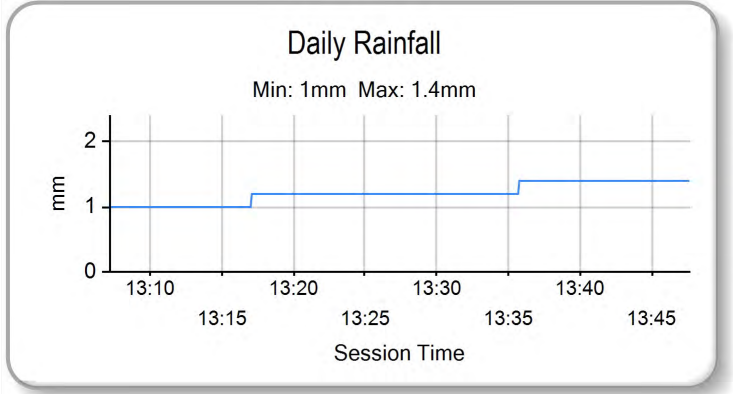
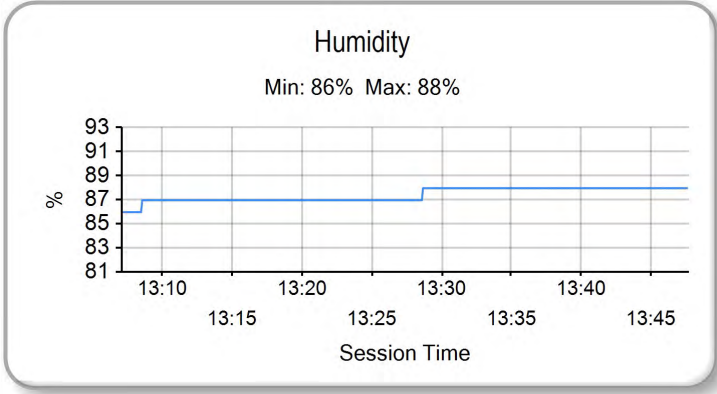
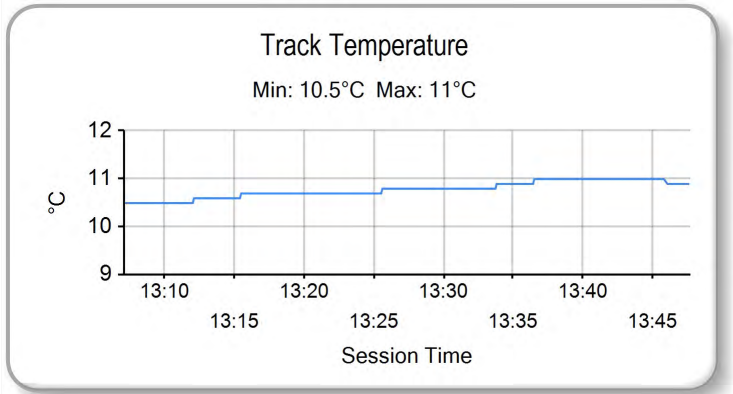
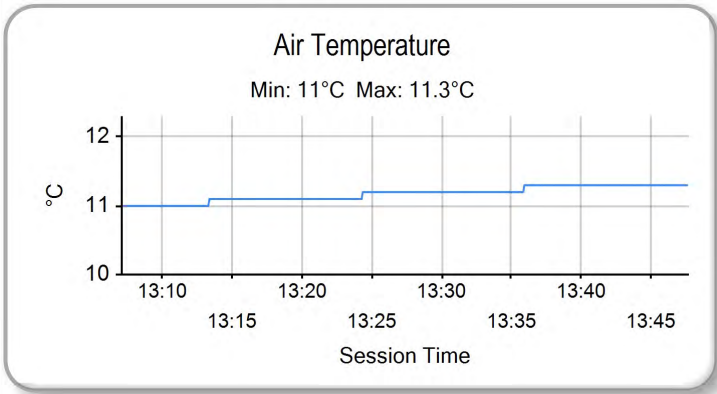
Printed - 13:54 Saturday, 02 October 2021

MCRCB BULLETIN TK186

2021 Bennetts British Superbike Championship - Round 10

2021 Honda British Talent Cup

RACE 1 - WEATHER CONDITIONS



Weather / Track : Rain / Wet

Results can be found at www.tsl-timing.com

Donington Park GP
Circuit Length = 2.4873 miles
Start: 13:20 Flag 13:45 End: 13:47

Printed - 13:55 Saturday, 02 October 2021

2021 Honda British Talent Cup
RIDERS POINTS AFTER ROUND 17



	TOTAL	GAP	DIFF	Rounds														Wins	Seconds	Thirds				
				1 25th-27th June	2 Oulton Park International	3 9th-11th July	4 Knockhill	5 23rd-25th July	6 Brands Hatch GP	7 30th July-1st August Thruxton	8 13th-15th August Donington Park National	9 10	10	11 27th-29th August	12 Silverstone GP	13 3rd-5th September	14 Snetterton 300				15 10th-12th September	16 Silverstone National	17 1st-3rd October	18 Donington Park GP
1	Casey O'GORMAN (Honda)	248			25	25					20	25	25	20	25	20	13	25	7	3	0			
2	Carter BROWN (Honda)	247	1		16	20	11	25	13	25	11	9	8	16	11	20	13	11	25	13	3	2	2	
3	Evan BELFORD (Honda)	231	17	16	20	16	25	25	20	25	10	10	7	7	7	16	16	8	3	3	2	4		
4	Jamie LYONS (Honda)	207	41	24	8	9	6	6	8	9	20	8	13	10	25	20	9	7	13	20	16	1	3	1
5	Johnny GARNES (Honda)	203	45	4	11	13	20	20	11	16		25	20	16	2	25	16	8		2	3	3		
6	James COOK (Honda)	144	104	59	5	11	13	16	20	11	16	16			10	11	6	9		0	1	3		
7	Ollie WALKER (Honda)	138	110	6	10	8	10	7	10	13	13	10	11	6	8	25	7			1	0	0		
8	Harrison CROSBY (Honda)	134	114	4	9	10	16	6	5		6	5	5	13	13	10	16	10	10	0	0	2		
9	Sullivan MOUNSEY (Honda)	110	138	24	8		9	7	7	7	4	9	13	10		20	11	5		0	1	0		
10	Cormac BUCHANAN (Honda)	104	144	6	11	13	16	10		16			9		9		20			0	1	2		
11	Kiyano VEIJER (Honda)	102	146	2		7	8	3	4	8	9	8	20	2	5	8	1	8	4	7	0	1	0	
12	Bailey STUART-CAMPBELL (Honda)	69	179	33	6	9	9	4	6		11	13	11							0	0	0		
13	Rhys STEPHENSON (Honda)	68	180	1	5	1		1	2	5	2	4	8	8	11	1	9	11		0	0	0		
14	Troy JEFFREY (Honda)	52	196	16	4	7	10			9	4	6	2			10				0	0	0		
15	Ryan HITCHCOCK (Honda)	44	204	8	13		7	13	11											0	0	0		
16	Corey TINKER (Honda)	39	209	5							1	6	10	9	7	6				0	0	0		
17	Rossi BANHAM (Honda)	38	210	1		5	5	8	4	5	3	5			3					0	0	0		
18	Harley McCABE (Honda)	34	214	4		2			3			4	6		5	9	5			0	0	0		
19	Lucas BROWN (Honda)	32	216	2	2		1	3	6			3	3	7		5	2			0	0	0		
20	Mason JOHNSON (Honda)	28	220	4	7	4	1	5			3	1			5		2			0	0	0		
21	Luca HOPKINS (Honda)	21	227	7	1	2	3	4	1	2				3	2	2	1			0	0	0		
22	Julian CORREA (Honda)	21	227	0										1	4	3	4	3	6		0	0	0	
23	Harrison DESSOY (Honda)	16	232	5											6	4	6			0	0	0		
24	Rossi DOBSON (Honda)	15	233	1	6	2	3	2		2										0	0	0		
25	Josh BANNISTER (Honda)	10	238	5						1					2	7				0	0	0		
26	Harrison MACKAY (Honda)	8	240	2	3	3				1							1			0	0	0		
27	Alexander ROWAN (Honda)	5	243	3										1	1	3				0	0	0		
28	Lucas HILL (Honda)	4	244	1		4														0	0	0		
29	JJ CUNNINGHAM (Honda)	4	244	0											4					0	0	0		
30	Maik DUIN (Honda)	4	244	0													4			0	0	0		

RACE 2 - GRID (15 Laps) - PROVISIONAL

ROW 12		35	27	Ted WILKINSON	34	99	Peter WILLIS	2:08.359
ROW 11		33	12	Josh BANNISTER	32	51	Holly HARRIS	2:07.708
ROW 10		30	71	Daniel GOODMAN	29	44	Lucas HILL	2:07.169
ROW 9		27	43	Ryan HITCHCOCK	26	37	Corey TINKER	2:06.695
ROW 8		24	22	Anthony EAGLE	23	65	Alexander ROWAN	2:04.820
ROW 7		21	9	Bailey STUART-CAMPBELL	20	41	Luca HOPKINS	2:04.299
ROW 6		18	52	Evan BELFORD	17	20	Maik DUIN	2:03.804
ROW 5		15	57	Johnny GARNES	14	40	Julian CORREA	2:02.764
ROW 4		12	53	Kiyano VEIJER	11	33	JJ CUNNINGHAM	2:01.967
ROW 3		9	29	Lucas BROWN	8	34	James COOK	2:01.755
ROW 2		6	96	Rossi BANHAM	5	15	Harrison CROSBY	2:00.944
ROW 1		3	7	Jamie LYONS	2	24	Cormac BUCHANAN	2:00.745
					1	74	Carter BROWN	1:59.818
								1:59.524
								Pole

These results are provisional until the conclusion of any judicial and technical matters.

Donington Park GP
Circuit Length = 2.4873 miles

Race Director :	Stewards :	Timekeeper : Richard Evans
-----------------	------------	----------------------------

Results can be found at www.britishsuperbike.com

Printed - 13:53 Saturday, 02 October 2021



POS	NO	NAME	NAT	ENTRY	TIME	ON	LAPS	GAP	DIFF	MPH
1	67	Casey O'GORMAN	GBR	Honda - Microlise Cresswell Racing	1:49.126	4	4			82.05
2	4	Sullivan MOUNSEY	GBR	Honda - iForce Lloyd & Jones	1:50.672	5	5	1.546	1.546	80.90
3	57	Johnny GARNES	GBR	Honda - City Lifting by RS Racing	1:52.378	4	4	3.252	1.706	79.68
4	52	Evan BELFORD	GBR	Honda - City Lifting by RS Racing	1:52.761	5	5	3.635	0.383	79.41
5	74	Carter BROWN	GBR	Honda - City Lifting by RS Racing	1:53.450	2	2	4.324	0.689	78.92
6	33	JJ CUNNINGHAM	GBR	Honda - Thorneycroft56 / JCRsupersport	1:54.053	5	5	4.927	0.603	78.51
7	15	Harrison CROSBY	GBR	Honda - Banks Racing	1:54.149	4	4	5.023	0.096	78.44
8	24	Cormac BUCHANAN	NZL	Honda - Microlise Cresswell Racing	1:55.156	4	4	6.030	1.007	77.75
9	40	Julian CORREA	USA	Honda - Microlise Cresswell Racing	1:55.647	4	4	6.521	0.491	77.42
10	5	Mason JOHNSON	GBR	Honda - Johnson Racing	1:55.848	4	5	6.722	0.201	77.29
11	23	Rhys STEPHENSON	GBR	Honda - Rocket Racing	1:55.939	4	4	6.813	0.091	77.23
12	53	Kiyano VEIJER	NLD	Honda - Microlise Cresswell Racing	1:55.992	4	4	6.866	0.053	77.19
13	7	Jamie LYONS	GBR	Honda - C&M Motors Ltd / Tooltec Racing	1:56.357	4	4	7.231	0.365	76.95
14	79	Harley McCABE	GBR	Honda - MLav VisionTrack Academy	1:56.421	3	4	7.295	0.064	76.91
15	61	Harrison MACKAY	GBR	Honda - True Heroes Racing / Super Soco	1:57.111	4	4	7.985	0.690	76.46
16	20	Maik DUIN	NLD	Honda - Ernst Dubbink Eveno Racing	1:57.149	4	4	8.023	0.038	76.43
17	55	Harrison DESSOY	GBR	Honda - Thorneycroft56 Racing	1:57.385	4	4	8.259	0.236	76.28
18	12	Josh BANNISTER	GBR	Honda - Dunsley Heat Racing	1:58.332	4	4	9.206	0.947	75.67
19	64	Clayton EDMUNDS	GBR	Honda - MJL Racing	1:58.342	4	4	9.216	0.010	75.66
20	37	Corey TINKER	GBR	Honda - CT Racing	1:59.168	4	4	10.042	0.826	75.14
21	29	Lucas BROWN	GBR	Honda - Amphibian Scaffolding / SP125 Racing	1:59.189	4	4	10.063	0.021	75.12
22	22	Anthony EAGLE	UZB	Honda - Microlise Cresswell Racing	1:59.685	4	4	10.559	0.496	74.81
23	41	Luca HOPKINS	GBR	Honda - Wilson Racing	1:59.865	4	4	10.739	0.180	74.70
24	43	Ryan HITCHCOCK	GBR	Honda - Wilson Racing	2:01.388	4	4	12.262	1.523	73.76
25	96	Rossi BANHAM	GBR	Honda - MJL Racing	2:01.944	4	4	12.818	0.556	73.43
26	66	Rossi DOBSON	GBR	Honda - WM Racing	2:02.024	3	4	12.898	0.080	73.38
27	51	Holly HARRIS	GBR	Honda - MJL Racing	2:02.213	4	4	13.087	0.189	73.26
28	99	Peter WILLIS	GBR	Honda - WM Racing	2:02.965	4	4	13.839	0.752	72.82
29	71	Daniel GOODMAN	GBR	Honda - MLav VisionTrack Academy	2:03.233	4	4	14.107	0.268	72.66
30	9	Bailey STUART-CAMPBELL	GBR	Honda - Team 151s	2:05.262	3	4	16.136	2.029	71.48
31	44	Lucas HILL	GBR	Honda - Ashcourt Racing	2:09.024	3	4	19.898	3.762	69.40

Weather / Track : Cloudy / Damp

These results are provisional until the conclusion of any judicial and technical matters.

Donington Park GP

Circuit Length = 2.4873 miles

Start: 09:15 Flag 09:23 End: 09:25

Race Director :	Stewards :	Timekeeper : Richard Evans
-----------------	------------	----------------------------

Results can be found at www.britishsuperbike.com

Printed - 09:26 Sunday, 03 October 2021

2021 Bennetts British Superbike Championship - Round 10

2021 Honda British Talent Cup

WARM UP - SECTOR ANALYSIS



SECTOR 1 = FL to I1, SECTOR 2 = I1 to I2, SECTOR 3 = I2 to I3, SECTOR 4 = I3 to I4, SECTOR 5 = I4 to FL, DIFF = Difference To Personal Best Lap, P = Crossed Finish Line in Pit Lane, D = Time Disallowed

P1		67		Casey O'GORMAN		Honda - Microlise Cresswell Racing						
IDEAL LAP TIME : 1:49.126		BEST LAP TIME : 1:49.126		DIFFERENCE : 0.000								
LAP	SECTOR 1	SECTOR 2	SECTOR 3	SECTOR 4	SECTOR 5	LAP TIME	MPH	DIFF	TIME OF DAY			
1-	OUTLAP	79.8	38.126	17.330	85.9	16.915	37.236	86.1		09:17:28.350		
2-	26.786	96.6	33.775	14.427	118.7	14.130	30.776	89.7	1:59.894 (3)	74.68	10.768	09:19:28.244
3-	23.976	104.6	31.905	14.320	118.9	14.837	29.267	90.0	1:54.305 (2)	78.33	5.179	09:21:22.549
4-	23.421	110.1	29.789	13.762	120.9	14.063	28.091	89.8	1:49.126 (1)	82.05		09:23:11.675

P2		4		Sullivan MOUNSEY		Honda - iForce Lloyd & Jones						
IDEAL LAP TIME : 1:50.609		BEST LAP TIME : 1:50.672		DIFFERENCE : 0.063								
LAP	SECTOR 1	SECTOR 2	SECTOR 3	SECTOR 4	SECTOR 5	LAP TIME	MPH	DIFF	TIME OF DAY			
1-	OUTLAP	84.4	37.177	16.701	111.2	16.116	32.136	88.3				09:17:17.429
2-	25.543	94.1	32.187	14.480	117.3	14.700	29.987	88.0	1:56.897	76.60	6.225	09:19:14.326
3-	24.574	97.9	31.635	14.158	116.7	14.608	29.222	89.4	1:54.197 (3)	78.41	3.525	09:21:08.523
4-	23.855	104.3	30.644	14.177	116.5	14.083	29.076	89.5	1:51.835 (2)	80.06	1.163	09:23:00.358
5-	23.918	98.3	30.461	13.775	118.5	13.903	28.615	89.1	1:50.672 (1)	80.90		09:24:51.030

P3		57		Johnny GARNESS		Honda - City Lifting by RS Racing						
IDEAL LAP TIME : 1:52.332		BEST LAP TIME : 1:52.378		DIFFERENCE : 0.046								
LAP	SECTOR 1	SECTOR 2	SECTOR 3	SECTOR 4	SECTOR 5	LAP TIME	MPH	DIFF	TIME OF DAY			
1-	OUTLAP	85.5	37.994	15.986	119.6	16.070	31.588	91.4				09:17:17.662
2-	25.557	93.5	32.337	14.569	122.0	14.560	30.141	91.3	1:57.164 (3)	76.42	4.786	09:19:14.826
3-	24.279	99.4	31.691	14.311	121.7	14.299	29.661	91.8	1:54.241 (2)	78.38	1.863	09:21:09.067
4-	23.930	102.6	30.757	14.177	121.5	14.345	29.169	91.6	1:52.378 (1)	79.68		09:23:01.445

P4		52		Evan BELFORD		Honda - City Lifting by RS Racing						
IDEAL LAP TIME : 1:52.665		BEST LAP TIME : 1:52.761		DIFFERENCE : 0.096								
LAP	SECTOR 1	SECTOR 2	SECTOR 3	SECTOR 4	SECTOR 5	LAP TIME	MPH	DIFF	TIME OF DAY			
1-		85.3	35.284	15.695	114.1	15.772	30.857	87.0				09:17:05.872
2-	25.774	95.8	33.301	15.230	114.3	14.739	29.866	87.7	1:58.910	75.30	6.149	09:19:04.782
3-	25.247	96.4	32.139	14.811	114.9	14.789	28.937	88.4	1:55.923 (3)	77.24	3.162	09:21:00.705
4-	24.604	104.3	31.503	14.427	116.3	14.450	28.752	88.4	1:53.736 (2)	78.73	0.975	09:22:54.441
5-	23.962	105.1	31.173	14.475	116.5	14.351	28.800	87.9	1:52.761 (1)	79.41		09:24:47.202

P5		74		Carter BROWN		Honda - City Lifting by RS Racing						
IDEAL LAP TIME : 1:51.503		BEST LAP TIME : 1:53.450		DIFFERENCE : 1.947								
LAP	SECTOR 1	SECTOR 2	SECTOR 3	SECTOR 4	SECTOR 5	LAP TIME	MPH	DIFF	TIME OF DAY			
1-	OUTLAP	90.9	32.972	15.687	108.4	14.769	33.092	86.7				09:17:03.893
2-	24.548	96.5	31.307	14.471	115.7	13.824	29.300	87.4	1:53.450 (1)	78.92		09:18:57.343

P6		33		JJ CUNNINGHAM		Honda - Thornycroft56 / JCRsupersport						
IDEAL LAP TIME : 1:54.010		BEST LAP TIME : 1:54.053		DIFFERENCE : 0.043								
LAP	SECTOR 1	SECTOR 2	SECTOR 3	SECTOR 4	SECTOR 5	LAP TIME	MPH	DIFF	TIME OF DAY			
1-	OUTLAP	80.9	36.485	15.548	115.5	15.262	31.924	84.6				09:17:09.297
2-	26.039	94.1	32.221	14.586	116.9	14.940	30.334	86.1	1:58.120	75.80	4.067	09:19:07.417
3-	25.148	100.0	30.963	14.517	115.1	14.481	30.104	86.3	1:55.213 (3)	77.72	1.160	09:21:02.630
4-	25.007	101.6	31.139	14.330	115.5	14.479	30.232	85.8	1:55.187 (2)	77.73	1.134	09:22:57.817
5-	24.846	102.6	30.707	14.373	115.7	14.463	29.664	86.9	1:54.053 (1)	78.51		09:24:51.870

P7		15		Harrison CROSBY		Honda - Banks Racing						
IDEAL LAP TIME : 1:53.866		BEST LAP TIME : 1:54.149		DIFFERENCE : 0.283								
LAP	SECTOR 1	SECTOR 2	SECTOR 3	SECTOR 4	SECTOR 5	LAP TIME	MPH	DIFF	TIME OF DAY			
1-	OUTLAP	91.9	35.926	15.514	111.2	15.306	31.910	83.9				09:17:20.776
2-	25.290	98.1	32.254	15.033	113.5	14.318	30.061	85.8	1:56.956 (3)	76.56	2.807	09:19:17.732
3-	24.830	102.7	31.538	14.540	116.1	14.844	29.417	85.9	1:55.169 (2)	77.75	1.020	09:21:12.901
4-	24.682	101.9	31.821	14.418	112.7	14.299	28.929	85.7	1:54.149 (1)	78.44		09:23:07.050

Weather / Track : Cloudy / Damp

Donington Park GP

Circuit Length = 2.4873 miles

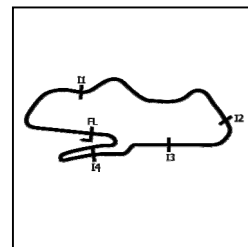
Start: 09:15 Flag 09:23 End: 09:25

MCRCB BULLETIN TK246

2021 Bennetts British Superbike Championship - Round 10

2021 Honda British Talent Cup

WARM UP - SECTOR ANALYSIS



SECTOR 1 = FL to I1, SECTOR 2 = I1 to I2, SECTOR 3 = I2 to I3, SECTOR 4 = I3 to I4, SECTOR 5 = I4 to FL, DIFF = Difference To Personal Best Lap, P = Crossed Finish Line in Pit Lane, D = Time Disallowed

P8 24		Cormac BUCHANAN				Honda - Microlise Cresswell Racing						
IDEAL LAP TIME : 1:54.878		BEST LAP TIME : 1:55.156				DIFFERENCE : 0.278						
LAP	SECTOR 1	SECTOR 2	SECTOR 3	SECTOR 4	SECTOR 5	LAP TIME	MPH	DIFF	TIME OF DAY			
1-	OUTLAP	71.8	38.405	15.998	103.2	17.095	37.051	85.0		09:17:29.230		
2-	26.781	85.5	33.374	14.693	117.7	14.290	30.507	87.6	1:59.645 (3)	74.84	4.489	09:19:28.875
3-	25.503	91.5	31.649	14.368	114.5	15.249	30.361	87.4	1:57.130 (2)	76.44	1.974	09:21:26.005
4-	25.239	91.8	31.701	14.594	116.9	14.276	29.346	85.3	1:55.156 (1)	77.75		09:23:21.161

P9 40		Julian CORREA				Honda - Microlise Cresswell Racing						
IDEAL LAP TIME : 1:55.080		BEST LAP TIME : 1:55.647				DIFFERENCE : 0.567						
LAP	SECTOR 1	SECTOR 2	SECTOR 3	SECTOR 4	SECTOR 5	LAP TIME	MPH	DIFF	TIME OF DAY			
1-	OUTLAP	81.5	37.427	17.300	83.5	16.918	37.470	86.7				09:17:28.802
2-	26.981	90.5	33.460	14.624	118.3	14.244	31.098	90.3	2:00.407 (3)	74.36	4.760	09:19:29.209
3-	25.514	92.8	31.689	14.233	120.2	15.118	30.101	88.6	1:56.655 (2)	76.76	1.008	09:21:25.864
4-	25.698	92.1	31.666	14.616	119.1	14.237	29.430	89.9	1:55.647 (1)	77.42		09:23:21.511

P10 5		Mason JOHNSON				Honda - Johnson Racing						
IDEAL LAP TIME : 1:54.990		BEST LAP TIME : 1:55.848				DIFFERENCE : 0.858						
LAP	SECTOR 1	SECTOR 2	SECTOR 3	SECTOR 4	SECTOR 5	LAP TIME	MPH	DIFF	TIME OF DAY			
1-	OUTLAP	90.0	33.920	15.140	110.3	15.255	31.767	84.0				09:17:03.877
2-	25.422	98.5	32.077	14.748	111.2	14.555	30.672	84.4	1:57.474	76.22	1.626	09:19:01.351
3-	25.349	96.1	31.870	14.865	110.5	14.681	30.239	83.8	1:57.004 (3)	76.53	1.156	09:20:58.355
4-	24.857	98.9	32.004	14.636	112.9	14.585	29.766	83.9	1:55.848 (1)	77.29		09:22:54.203
5-	24.811	99.8	31.279	14.579	110.7	15.539	30.263	83.3	1:56.471 (2)	76.88	0.623	09:24:50.674

P11 23		Rhys STEPHENSON				Honda - Rocket Racing						
IDEAL LAP TIME : 1:55.601		BEST LAP TIME : 1:55.939				DIFFERENCE : 0.338						
LAP	SECTOR 1	SECTOR 2	SECTOR 3	SECTOR 4	SECTOR 5	LAP TIME	MPH	DIFF	TIME OF DAY			
1-	OUTLAP	85.0	36.884	16.031	111.4	15.469	32.167	83.3				09:17:16.378
2-	26.072	95.4	32.885	14.769	116.1	14.828	31.389	88.3	1:59.943 (3)	74.65	4.004	09:19:16.321
3-	25.221	96.2	32.098	14.910	114.3	15.006	29.499	88.8	1:56.734 (2)	76.70	0.795	09:21:13.055
4-	24.848	101.2	32.123	14.457	116.1	14.699	29.812	86.7	1:55.939 (1)	77.23		09:23:08.994

P12 53		Kiyano VEIJER				Honda - Microlise Cresswell Racing						
IDEAL LAP TIME : 1:55.354		BEST LAP TIME : 1:55.992				DIFFERENCE : 0.638						
LAP	SECTOR 1	SECTOR 2	SECTOR 3	SECTOR 4	SECTOR 5	LAP TIME	MPH	DIFF	TIME OF DAY			
1-	OUTLAP	82.3	38.118	17.388	83.3	17.683	36.951	88.3				09:17:29.305
2-	26.868	85.5	33.647	14.759	119.8	14.922	30.219	89.8	2:00.415 (3)	74.36	4.423	09:19:29.720
3-	25.363	90.8	32.174	14.305	118.5	15.240	29.698	89.8	1:56.780 (2)	76.67	0.788	09:21:26.500
4-	25.232	90.8	31.604	14.943	119.1	14.889	29.324	89.1	1:55.992 (1)	77.19		09:23:22.492

P13 7		Jamie LYONS				Honda - C&M Motors Ltd / Tooltec Racing						
IDEAL LAP TIME : 1:56.138		BEST LAP TIME : 1:56.357				DIFFERENCE : 0.219						
LAP	SECTOR 1	SECTOR 2	SECTOR 3	SECTOR 4	SECTOR 5	LAP TIME	MPH	DIFF	TIME OF DAY			
1-	OUTLAP	86.3	36.020	15.360	114.3	15.252	31.953	85.5				09:17:21.441
2-	26.215	90.0	32.946	14.819	115.3	14.394	30.998	85.5	1:59.372 (3)	75.01	3.015	09:19:20.813
3-	25.491	94.6	32.490	14.990	114.3	14.877	29.946	85.0	1:57.794 (2)	76.01	1.437	09:21:18.607
4-	25.203	96.6	32.248	14.400	116.3	14.341	30.165	85.7	1:56.357 (1)	76.95		09:23:14.964

P14 79		Harley McCABE				Honda - MLav VisionTrack Academy						
IDEAL LAP TIME : 1:55.872		BEST LAP TIME : 1:56.421				DIFFERENCE : 0.549						
LAP	SECTOR 1	SECTOR 2	SECTOR 3	SECTOR 4	SECTOR 5	LAP TIME	MPH	DIFF	TIME OF DAY			
1-	OUTLAP	75.9	38.164	15.944	113.3	15.804	32.719	86.4				09:17:14.641
2-	26.592	90.1	33.651	14.685	117.1	15.041	31.784	87.6	2:01.753 (3)	73.54	5.332	09:19:16.394
3-	25.295	96.8	32.145	14.646	117.3	14.569	29.766	88.3	1:56.421 (1)	76.91		09:21:12.815
4-	24.975	99.4	32.460	14.417	118.1	14.655	30.553	89.3	1:57.060 (2)	76.49	0.639	09:23:09.875

Weather / Track : Cloudy / Damp

Donington Park GP
Circuit Length = 2.4873 miles
Start: 09:15 Flag 09:23 End: 09:25

MCRCB BULLETIN TK246

2021 Bennetts British Superbike Championship - Round 10

2021 Honda British Talent Cup

WARM UP - SECTOR ANALYSIS



SECTOR 1 = FL to I1, SECTOR 2 = I1 to I2, SECTOR 3 = I2 to I3, SECTOR 4 = I3 to I4, SECTOR 5 = I4 to FL, DIFF = Difference To Personal Best Lap, P = Crossed Finish Line in Pit Lane, D = Time Disallowed

P15	61	Harrison MACKAY				Honda - True Heroes Racing / Super Soco				
IDEAL LAP TIME : 1:57.111		BEST LAP TIME : 1:57.111			DIFFERENCE : 0.000					

LAP	SECTOR 1	SECTOR 2	SECTOR 3	SECTOR 4	SECTOR 5	LAP TIME	MPH	DIFF	TIME OF DAY
1-	OUTLAP	75.3	36.832	15.304	116.5	15.995	32.546	86.8	
2-	25.699	93.4	33.623	14.795	116.7	15.237	31.689	87.2	2:01.043 (3) 73.97 3.932 09:19:13.005
3-	25.444	94.3	33.284	14.817	116.9	14.923	30.888	88.1	1:59.356 (2) 75.02 2.245 09:21:12.361
4-	25.006	95.8	32.408	14.363	117.3	14.882	30.452	89.1	1:57.111 (1) 76.46 09:23:09.472

P16	20	Maik DUIN				Honda - Ernst Dubbink Eveno Racing				
IDEAL LAP TIME : 1:56.700		BEST LAP TIME : 1:57.149			DIFFERENCE : 0.449					

LAP	SECTOR 1	SECTOR 2	SECTOR 3	SECTOR 4	SECTOR 5	LAP TIME	MPH	DIFF	TIME OF DAY
1-	82.5	34.479	15.821	112.2	15.711	31.664	84.8		09:17:07.062
2-	26.342	91.1	33.080	15.448	113.1	14.949	30.754	87.1	2:00.573 (3) 74.26 3.424 09:19:07.635
3-	25.365	95.0	32.012	14.731	113.7	15.034	30.403	85.8	1:57.545 (2) 76.17 0.396 09:21:05.180
4-	25.407	98.8	32.419	14.678	114.5	14.611	30.034	86.9	1:57.149 (1) 76.43 09:23:02.329

P17	55	Harrison DESOY				Honda - Thorneycroft56 Racing				
IDEAL LAP TIME : 1:56.981		BEST LAP TIME : 1:57.385			DIFFERENCE : 0.404					

LAP	SECTOR 1	SECTOR 2	SECTOR 3	SECTOR 4	SECTOR 5	LAP TIME	MPH	DIFF	TIME OF DAY
1-	74.8	37.634	15.916	107.3	16.197	32.270	84.4		09:17:13.872
2-	26.514	87.7	33.873	14.977	114.7	15.111	32.695	85.4	2:03.170 (3) 72.69 5.785 09:19:17.042
3-	25.808	92.9	32.656	14.777	114.1	15.222	30.613	86.1	1:59.076 (2) 75.19 1.691 09:21:16.118
4-	24.996	99.5	33.060	14.645	114.5	14.491	30.193	86.1	1:57.385 (1) 76.28 09:23:13.503

P18	12	Josh BANNISTER				Honda - Dunsley Heat Racing				
IDEAL LAP TIME : 1:57.800		BEST LAP TIME : 1:58.332			DIFFERENCE : 0.532					

LAP	SECTOR 1	SECTOR 2	SECTOR 3	SECTOR 4	SECTOR 5	LAP TIME	MPH	DIFF	TIME OF DAY
1-	82.4	37.342	15.949	110.5	16.272	33.657	85.2		09:17:12.912
2-	26.486	91.8	33.833	15.209	113.7	15.563	32.197	86.2	2:03.288 (3) 72.63 4.956 09:19:16.200
3-	25.986	96.0	32.360	14.819	114.3	15.284	31.461	85.7	1:59.910 (2) 74.67 1.578 09:21:16.110
4-	25.419	96.8	32.892	14.551	115.9	14.799	30.671	86.7	1:58.332 (1) 75.67 09:23:14.442

P19	64	Clayton EDMUNDS				Honda - MJL Racing				
IDEAL LAP TIME : 1:58.264		BEST LAP TIME : 1:58.342			DIFFERENCE : 0.078					

LAP	SECTOR 1	SECTOR 2	SECTOR 3	SECTOR 4	SECTOR 5	LAP TIME	MPH	DIFF	TIME OF DAY
1-	OUTLAP	76.0	35.345	15.600	115.5	15.441	32.206	86.9	
2-	26.164	91.8	32.676	14.889	117.3	14.583	IN PIT		2:00.066 P 74.57 1.724 09:19:09.719
3-	OUTLAP	87.2	32.900	15.051	115.3	14.376	31.309	84.7	2:43.453 54.78 45.111 09:21:53.172
4-	25.437	89.7	32.488	14.967	115.7	14.215	31.235	86.9	1:58.342 (1) 75.66 09:23:51.514

P20	37	Corey TINKER				Honda - CT Racing				
IDEAL LAP TIME : 1:59.075		BEST LAP TIME : 1:59.168			DIFFERENCE : 0.093					

LAP	SECTOR 1	SECTOR 2	SECTOR 3	SECTOR 4	SECTOR 5	LAP TIME	MPH	DIFF	TIME OF DAY
1-	OUTLAP	84.0	37.490	16.007	112.0	16.820	34.726	84.0	
2-	26.805	89.0	33.955	15.015	113.9	15.128	31.683	84.4	2:02.586 (3) 73.04 3.418 09:19:23.314
3-	26.113	92.6	32.826	14.842	113.9	15.261	31.443	86.2	2:00.485 (2) 74.32 1.317 09:21:23.799
4-	25.625	93.2	32.602	14.935	113.3	14.930	31.076	86.0	1:59.168 (1) 75.14 09:23:22.967

P21	29	Lucas BROWN				Honda - Amphibian Scaffolding / SP125 Racing				
IDEAL LAP TIME : 1:58.669		BEST LAP TIME : 1:59.189			DIFFERENCE : 0.520					

LAP	SECTOR 1	SECTOR 2	SECTOR 3	SECTOR 4	SECTOR 5	LAP TIME	MPH	DIFF	TIME OF DAY
1-	OUTLAP	79.2	38.736	16.490	110.7	16.698	34.364	85.1	
2-	27.332	82.9	34.176	15.051	115.5	15.255	31.498	86.2	2:03.312 (3) 72.61 4.123 09:19:24.593
3-	26.108	92.5	33.127	14.967	115.1	15.177	30.506	87.1	1:59.885 (2) 74.69 0.696 09:21:24.478
4-	25.776	95.5	32.665	15.404	115.9	15.260	30.084	85.9	1:59.189 (1) 75.12 09:23:23.667

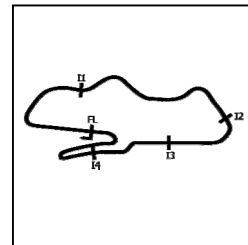
Weather / Track : Cloudy / Damp

Donington Park GP
Circuit Length = 2.4873 miles
Start: 09:15 Flag 09:23 End: 09:25

2021 Bennetts British Superbike Championship - Round 10

2021 Honda British Talent Cup

WARM UP - SECTOR ANALYSIS



SECTOR 1 = FL to I1, SECTOR 2 = I1 to I2, SECTOR 3 = I2 to I3, SECTOR 4 = I3 to I4, SECTOR 5 = I4 to FL, DIFF = Difference To Personal Best Lap, P = Crossed Finish Line in Pit Lane, D = Time Disallowed

P22 22		Anthony EAGLE			Honda - Microlise Cresswell Racing							
IDEAL LAP TIME : 1:59.327		BEST LAP TIME : 1:59.685			DIFFERENCE : 0.358							
LAP	SECTOR 1	SECTOR 2	SECTOR 3	SECTOR 4	SECTOR 5	LAP TIME	MPH	DIFF	TIME OF DAY			
1-	OUTLAP	67.5	38.517	16.138	108.7	17.132	37.287	86.1		09:17:29.896		
2-	26.737	87.6	33.901	15.139	115.3	15.361	31.223	87.2	2:02.361 (3)	73.18	2.676	09:19:32.257
3-	25.367	92.5	32.807	15.036	112.9	15.491	31.339	86.0	2:00.040 (2)	74.59	0.355	09:21:32.297
4-	25.390	92.9	33.102	15.076	113.3	14.986	31.131	86.4	1:59.685 (1)	74.81		09:23:31.982

P23 41		Luca HOPKINS			Honda - Wilson Racing							
IDEAL LAP TIME : 1:59.290		BEST LAP TIME : 1:59.865			DIFFERENCE : 0.575							
LAP	SECTOR 1	SECTOR 2	SECTOR 3	SECTOR 4	SECTOR 5	LAP TIME	MPH	DIFF	TIME OF DAY			
1-	OUTLAP	74.4	39.648	16.033	110.9	17.089	34.309	85.8		09:17:20.885		
2-	26.477	90.0	34.517	14.984	115.3	15.040	31.579	86.7	2:02.597 (3)	73.03	2.732	09:19:23.482
3-	26.293	91.9	33.431	14.930	113.9	15.177	30.847	87.9	2:00.678 (2)	74.20	0.813	09:21:24.160
4-	25.590	97.1	33.557	15.199	115.9	15.220	30.299	88.4	1:59.865 (1)	74.70		09:23:24.025

P24 43		Ryan HITCHCOCK			Honda - Wilson Racing							
IDEAL LAP TIME : 2:01.227		BEST LAP TIME : 2:01.388			DIFFERENCE : 0.161							
LAP	SECTOR 1	SECTOR 2	SECTOR 3	SECTOR 4	SECTOR 5	LAP TIME	MPH	DIFF	TIME OF DAY			
1-	OUTLAP	85.3	37.172	16.329	105.1	16.441	34.095	85.2		09:17:21.134		
2-	27.262	82.3	34.140	15.240	112.4	15.387	32.038	84.8	2:04.067 (3)	72.17	2.679	09:19:25.201
3-	26.088	95.4	33.462	15.126	112.9	15.456	31.951	85.1	2:02.083 (2)	73.34	0.695	09:21:27.284
4-	26.025	92.9	33.483	15.266	112.7	15.197	31.417	84.7	2:01.388 (1)	73.76		09:23:28.672

P25 96		Rossi BANHAM			Honda - MJL Racing							
IDEAL LAP TIME : 2:01.588		BEST LAP TIME : 2:01.944			DIFFERENCE : 0.356							
LAP	SECTOR 1	SECTOR 2	SECTOR 3	SECTOR 4	SECTOR 5	LAP TIME	MPH	DIFF	TIME OF DAY			
1-	OUTLAP	85.1	36.522	16.099	100.3	16.661	33.165	83.7		09:17:27.327		
2-	27.625	89.5	34.708	14.953	113.5	15.515	32.484	83.3	2:05.285 (3)	71.47	3.341	09:19:32.612
3-	27.100	89.7	33.382	15.102	107.7	16.917	31.563	84.5	2:04.064 (2)	72.17	2.120	09:21:36.676
4-	26.519	92.6	33.286	14.900	114.5	15.320	31.919	74.2	2:01.944 (1)	73.43		09:23:38.620

P26 66		Rossi DOBSON			Honda - WM Racing							
IDEAL LAP TIME : 2:01.968		BEST LAP TIME : 2:02.024			DIFFERENCE : 0.056							
LAP	SECTOR 1	SECTOR 2	SECTOR 3	SECTOR 4	SECTOR 5	LAP TIME	MPH	DIFF	TIME OF DAY			
1-	OUTLAP	73.6	39.159	16.187	107.7	16.435	33.766	81.4		09:17:16.384		
2-	27.481	85.3	34.587	15.341	115.1	15.332	31.651	84.4	2:04.392 (2)	71.98	2.368	09:19:20.776
3-	26.328	89.0	33.909	15.395	113.9	15.334	31.058	85.3	2:02.024 (1)	73.38		09:21:22.800
4-	28.316	83.2	36.266	15.934	108.7	18.011	34.035	78.8	2:12.562 (3)	67.54	10.538	09:23:35.362

P27 51		Holly HARRIS			Honda - MJL Racing							
IDEAL LAP TIME : 2:02.084		BEST LAP TIME : 2:02.213			DIFFERENCE : 0.129							
LAP	SECTOR 1	SECTOR 2	SECTOR 3	SECTOR 4	SECTOR 5	LAP TIME	MPH	DIFF	TIME OF DAY			
1-	OUTLAP	71.2	39.142	16.869	110.1	17.277	36.062	85.7		09:17:22.005		
2-	27.197	79.8	35.894	15.387	115.7	15.430	32.164	86.3	2:06.072 (3)	71.02	3.859	09:19:28.077
3-	26.131	87.4	34.176	15.163	115.3	15.297	32.143	86.5	2:02.910 (2)	72.85	0.697	09:21:30.987
4-	26.037	89.5	34.305	15.161	116.5	15.243	31.467	86.3	2:02.213 (1)	73.26		09:23:33.200

P28 99		Peter WILLIS			Honda - WM Racing							
IDEAL LAP TIME : 2:02.014		BEST LAP TIME : 2:02.965			DIFFERENCE : 0.951							
LAP	SECTOR 1	SECTOR 2	SECTOR 3	SECTOR 4	SECTOR 5	LAP TIME	MPH	DIFF	TIME OF DAY			
1-	OUTLAP	71.4	40.290	17.106	96.4	18.254	35.806	86.9		09:17:31.972		
2-	28.479	82.2	36.130	15.391	113.7	16.058	33.154	87.8	2:09.212 (3)	69.30	6.247	09:19:41.184
3-	26.863	87.3	34.241	15.184	114.1	15.548	31.671	88.4	2:03.507 (2)	72.50	0.542	09:21:44.691
4-	26.201	90.0	33.706	15.083	114.5	15.353	32.622	87.8	2:02.965 (1)	72.82		09:23:47.656

Weather / Track : Cloudy / Damp

Donington Park GP

Circuit Length = 2.4873 miles

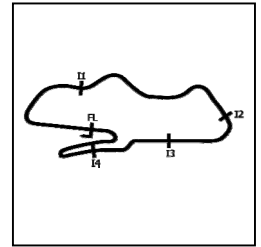
Start: 09:15 Flag 09:23 End: 09:25

MCRCB BULLETIN TK246

2021 Bennetts British Superbike Championship - Round 10

2021 Honda British Talent Cup

WARM UP - SECTOR ANALYSIS



SECTOR 1 = FL to I1, SECTOR 2 = I1 to I2, SECTOR 3 = I2 to I3, SECTOR 4 = I3 to I4, SECTOR 5 = I4 to FL, DIFF = Difference To Personal Best Lap, P = Crossed Finish Line in Pit Lane, D = Time Disallowed

P29 71		Daniel GOODMAN				Honda - MLav VisionTrack Academy						
IDEAL LAP TIME : 2:03.068		BEST LAP TIME : 2:03.233				DIFFERENCE : 0.165						
LAP	SECTOR 1	SECTOR 2	SECTOR 3	SECTOR 4	SECTOR 5	LAP TIME	MPH	DIFF	TIME OF DAY			
1-	OUTLAP	67.7	38.696	16.900	108.9	17.034	34.437	83.8		09:17:20.471		
2-	27.832	80.3	36.254	15.421	112.7	18.119	33.119	86.0	2:10.745 (3)	68.48	7.512	09:19:31.216
3-	26.928	83.1	34.707	15.289	108.5	16.541	31.641	86.1	2:05.106 (2)	71.57	1.873	09:21:36.322
4-	26.108	86.0	34.620	15.291	111.8	15.410	31.804	84.6	2:03.233 (1)	72.66		09:23:39.555

P30 9		Bailey STUART-CAMPBELL				Honda - Team 151s						
IDEAL LAP TIME : 2:04.790		BEST LAP TIME : 2:05.262				DIFFERENCE : 0.472						
LAP	SECTOR 1	SECTOR 2	SECTOR 3	SECTOR 4	SECTOR 5	LAP TIME	MPH	DIFF	TIME OF DAY			
1-	OUTLAP	83.1	37.745	16.117	101.8	17.058	33.305	87.1				09:17:28.127
2-	27.499	88.6	35.076	15.345	119.1	15.580	32.533	87.0	2:06.033 (2)	71.04	0.771	09:19:34.160
3-	26.954	89.3	34.471	15.546	116.9	15.851	32.440	85.7	2:05.262 (1)	71.48		09:21:39.422
4-	27.100	88.0	36.774	15.876	114.5	15.801	38.600	86.0	2:14.151 (3)	66.74	8.889	09:23:53.573

P31 44		Lucas HILL				Honda - Ashcourt Racing						
IDEAL LAP TIME : 2:04.089		BEST LAP TIME : 2:09.024				DIFFERENCE : 4.935						
LAP	SECTOR 1	SECTOR 2	SECTOR 3	SECTOR 4	SECTOR 5	LAP TIME	MPH	DIFF	TIME OF DAY			
1-	OUTLAP	82.6	45.343	19.918	81.8	19.789	IN PIT		P			09:17:45.900
2-	OUTLAP	89.9	36.778	16.720	109.8	16.761	35.448	84.5	3:03.596	48.77	54.572	09:20:49.496
3-	27.935	85.4	35.980	16.291	110.5	15.971	32.847	86.1	2:09.024 (1)	69.40		09:22:58.520
4-	25.816	92.4	33.942	15.815	112.7	15.669	IN PIT		2:03.882	P	72.28	09:25:02.402

MCRCB BULLETIN TK247

2021 Bennetts British Superbike Championship - Round 10

2021 Honda British Talent Cup

WARM UP - BEST SECTORS

SECTOR 1		SECTOR 2		SECTOR 3		SECTOR 4		SECTOR 5		IDEAL / BEST COMPARISON											
POS	NO	TIME	NO	TIME	NO	TIME	NO	TIME	NO	TIME	POS	NO	NAME	IDEAL	BEST	DIFF					
														PERFECT LAP	1:48.887						
1	67	O'G	23.421	67	O'G	29.789	67	O'G	13.762	74	BRO	13.824	67	O'G	28.091	1	67	O'GORMAN	1:49.126	1:49.126	0.000
2	4	MOU	23.855	74	BRO	30.227	4	MOU	13.775	4	MOU	13.903	4	MOU	28.615	2	4	MOUNSEY	1:50.609	1:50.672	0.063
3	57	GAR	23.930	4	MOU	30.461	74	BRO	14.154	67	O'G	14.063	52	BEL	28.752	3	74	BROWN	1:51.503	1:53.450	1.947
4	52	BEL	23.962	33	CUN	30.707	57	GAR	14.177	64	EDM	14.215	15	CRO	28.929	4	57	GARNESSE	1:52.332	1:52.378	0.046
5	74	BRO	23.998	57	GAR	30.757	40	COR	14.233	40	COR	14.237	57	GAR	29.169	5	52	BELFORD	1:52.665	1:52.761	0.096
6	15	CRO	24.682	52	BEL	31.173	53	VEI	14.305	24	BUC	14.276	74	BRO	29.300	6	15	CROSBY	1:53.866	1:54.149	0.283
7	5	JOH	24.811	5	JOH	31.279	33	CUN	14.330	57	GAR	14.299	53	VEI	29.324	7	33	CUNNINGHAM	1:54.010	1:54.053	0.043
8	33	CUN	24.846	15	CRO	31.538	61	MAC	14.363	15	CRO	14.299	24	BUC	29.346	8	24	BUCHANAN	1:54.878	1:55.156	0.278
9	23	STE	24.848	53	VEI	31.604	24	BUC	14.368	7	LYO	14.341	40	COR	29.430	9	5	JOHNSON	1:54.990	1:55.848	0.858
10	79	McC	24.975	24	BUC	31.649	7	LYO	14.400	52	BEL	14.351	23	STE	29.499	10	40	CORREA	1:55.080	1:55.647	0.567
11	55	DES	24.996	40	COR	31.666	79	McC	14.417	33	CUN	14.463	33	CUN	29.664	11	53	VEIJER	1:55.354	1:55.992	0.638
12	61	MAC	25.006	20	DUI	32.012	15	CRO	14.418	55	DES	14.491	5	JOH	29.766	12	23	STEPHENSON	1:55.601	1:55.939	0.338
13	7	LYO	25.203	23	STE	32.098	52	BEL	14.427	5	JOH	14.555	79	McC	29.766	13	79	McCABE	1:55.872	1:56.421	0.549
14	53	VEI	25.232	79	McC	32.145	23	STE	14.457	79	McC	14.569	7	LYO	29.946	14	7	LYONS	1:56.138	1:56.357	0.219
15	24	BUC	25.239	7	LYO	32.248	12	BAN	14.551	20	DUI	14.611	20	DUI	30.034	15	20	DUIN	1:56.700	1:57.149	0.449
16	20	DUI	25.365	12	BAN	32.360	5	JOH	14.579	23	STE	14.699	29	BRO	30.084	16	55	DESSOY	1:56.981	1:57.385	0.404
17	22	EAG	25.367	61	MAC	32.408	55	DES	14.645	12	BAN	14.799	55	DES	30.193	17	61	MACKAY	1:57.111	1:57.111	0.000
18	12	BAN	25.419	64	EDM	32.488	20	DUI	14.678	61	MAC	14.882	41	HOP	30.299	18	12	BANNISTER	1:57.800	1:58.332	0.532
19	64	EDM	25.437	37	TIN	32.602	37	TIN	14.842	53	VEI	14.889	61	MAC	30.452	19	64	EDMUNDS	1:58.264	1:58.342	0.078
20	40	COR	25.514	55	DES	32.656	64	EDM	14.889	37	TIN	14.930	12	BAN	30.671	20	29	BROWN	1:58.669	1:59.189	0.520
21	41	HOP	25.590	29	BRO	32.665	96	BAN	14.900	22	EAG	14.986	66	DOB	31.058	21	37	TINKER	1:59.075	1:59.168	0.093
22	37	TIN	25.625	22	EAG	32.807	41	HOP	14.930	41	HOP	15.040	37	TIN	31.076	22	41	HOPKINS	1:59.290	1:59.865	0.575
23	29	BRO	25.776	96	BAN	33.286	29	BRO	14.967	29	BRO	15.177	22	EAG	31.131	23	22	EAGLE	1:59.327	1:59.685	0.358
24	44	HIL	25.816	41	HOP	33.431	22	EAG	15.036	43	HIT	15.197	64	EDM	31.235	24	43	HITCHCOCK	2:01.227	2:01.388	0.161
25	43	HIT	26.025	43	HIT	33.462	99	WIL	15.083	51	HAR	15.243	43	HIT	31.417	25	96	BANHAM	2:01.588	2:01.944	0.356
26	51	HAR	26.037	99	WIL	33.706	43	HIT	15.126	96	BAN	15.320	51	HAR	31.467	26	66	DOBSON	2:01.968	2:02.024	0.056
27	71	GOO	26.108	66	DOB	33.909	51	HAR	15.161	66	DOB	15.332	96	BAN	31.563	27	99	WILLIS	2:02.014	2:02.965	0.951
28	99	WIL	26.201	44	HIL	33.942	71	GOO	15.289	99	WIL	15.353	71	GOO	31.641	28	51	HARRIS	2:02.084	2:02.213	0.129
29	66	DOB	26.328	51	HAR	34.176	66	DOB	15.341	71	GOO	15.410	99	WIL	31.671	29	71	GOODMAN	2:03.068	2:03.233	0.165
30	96	BAN	26.519	9	STU	34.471	9	STU	15.345	9	STU	15.580	9	STU	32.440	30	44	HILL	2:04.089	2:09.024	4.935
31	9	STU	26.954	71	GOO	34.620	44	HIL	15.815	44	HIL	15.669	44	HIL	32.847	31	9	STUART-CAMPBELL	2:04.790	2:05.262	0.472

Weather / Track : Cloudy / Damp

Results can be found at www.tsl-timing.com

Donington Park GP

Circuit Length = 2.4873 miles

Start: 09:15 Flag 09:23 End: 09:25

Printed - 09:28 Sunday, 03 October 2021

MCRCB BULLETIN TK248**2021 Bennetts British Superbike Championship - Round 10****2021 Honda British Talent Cup****WARM UP - BEST SPEEDS**

POS	INTERMEDIATE 1		INTERMEDIATE 2		INTERMEDIATE 3		INTERMEDIATE 4		FINISH LINE	
	NO	NAME MPH	NO	NAME MPH	NO	NAME MPH	NO	NAME MPH	NO	NAME MPH
1	67	O'GORMAN 110.1			57	GARNESS 122.0			57	GARNESS 91.8
2	52	BELFORD 105.1			67	O'GORMAN 120.9			40	CORREA 90.3
3	4	MOUNSEY 104.3			40	CORREA 120.2			67	O'GORMAN 90.0
4	74	BROWN 103.8			53	VEIJER 119.8			53	VEIJER 89.8
5	15	CROSBY 102.7			9	STUART-CAMPBELL 119.1			4	MOUNSEY 89.5
6	57	GARNESS 102.6			4	MOUNSEY 118.5			79	McCABE 89.3
7	33	CUNNINGHAM 102.6			79	McCABE 118.1			61	MACKAY 89.1
8	23	STEPHENSON 101.2			24	BUCHANAN 117.7			23	STEPHENSON 88.8
9	5	JOHNSON 99.8			61	MACKAY 117.3			52	BELFORD 88.4
10	55	DESSOY 99.5			64	EDMUNDS 117.3			41	HOPKINS 88.4
11	79	McCABE 99.4			33	CUNNINGHAM 116.9			99	WILLIS 88.4
12	20	DUIN 98.8			52	BELFORD 116.5			24	BUCHANAN 87.6
13	41	HOPKINS 97.1			51	HARRIS 116.5			74	BROWN 87.4
14	12	BANNISTER 96.8			7	LYONS 116.3			22	EAGLE 87.2
15	7	LYONS 96.6			15	CROSBY 116.1			20	DUIN 87.1
16	61	MACKAY 95.8			23	STEPHENSON 116.1			29	BROWN 87.1
17	29	BROWN 95.5			12	BANNISTER 115.9			9	STUART-CAMPBELL 87.1
18	43	HITCHCOCK 95.4			29	BROWN 115.9			33	CUNNINGHAM 86.9
19	37	TINKER 93.2			41	HOPKINS 115.9			64	EDMUNDS 86.9
20	22	EAGLE 92.9			74	BROWN 115.7			12	BANNISTER 86.7
21	40	CORREA 92.8			22	EAGLE 115.3			51	HARRIS 86.5
22	96	BANHAM 92.6			66	DOBSON 115.1			37	TINKER 86.2
23	44	HILL 92.4			55	DESSOY 114.7			55	DESSOY 86.1
24	24	BUCHANAN 91.8			20	DUIN 114.5			71	GOODMAN 86.1
25	64	EDMUNDS 91.8			96	BANHAM 114.5			44	HILL 86.1
26	53	VEIJER 90.8			99	WILLIS 114.5			15	CROSBY 85.9
27	99	WILLIS 90.0			37	TINKER 113.9			7	LYONS 85.7
28	51	HARRIS 89.5			5	JOHNSON 112.9			66	DOBSON 85.3
29	9	STUART-CAMPBELL 89.3			43	HITCHCOCK 112.9			43	HITCHCOCK 85.2
30	66	DOBSON 89.0			71	GOODMAN 112.7			96	BANHAM 84.5
31	71	GOODMAN 86.0			44	HILL 112.7			5	JOHNSON 84.4

Weather / Track : Cloudy / Damp

Results can be found at www.tsl-timing.comDonington Park GP
Circuit Length = 2.4873 miles
Start: 09:15 Flag 09:23 End: 09:25

Printed - 09:29 Sunday, 03 October 2021

MCRCB BULLETIN TK249

2021 Bennetts British Superbike Championship - Round 10

2021 Honda British Talent Cup

WARM UP - STATISTICS

Competitors Started 31
Planned Start 2021-10-03 @ 09:15:00.000
Actual Start 2021-10-03 @ 09:15:00.692
Finish Time 2021-10-03 @ 09:23:00.692
Track Length 2.4873mi.
Total Laps 126
Total Distance Covered 313.4059mi.

Session Fastest Lap History

NO	NAME	LAP TIME	TIME OF DAY	LAP	VEHICLE
74	Carter BROWN	1:53.450	09:18:57.343	2	Honda
4	Sullivan MOUNSEY	1:51.835	09:23:00.358	4	Honda
67	Casey O'GORMAN	1:49.126	09:23:11.675	4	Honda

Flag History

TYPE	TIME OF DAY
GREEN	09:15:00.692
FINISH	09:23:00.692

Flag Statistics

TYPE	COUNT	TOTAL LAPS	TOTAL TIME
Green	1	5	10:10.333
Red	0	0	0.000
Safety Car	0	0	0.000
FCY	0	0	0.000

Weather / Track : Cloudy / Damp

Results can be found at www.tsl-timing.com

Donington Park GP
Circuit Length = 2.4873 miles
Start: 09:15 Flag 09:23 End: 09:25

Printed - 09:30 Sunday, 03 October 2021

MCRCB BULLETIN TK250

2021 Bennetts British Superbike Championship - Round 10

2021 Honda British Talent Cup

WARM UP - SESSION NOTES

TIME

MESSAGE

09:20:48

NO. 74 - STOPPED TECHNICAL PROBLEM T9/10 ESSES

Weather / Track : Cloudy / Damp

Results can be found at www.tsl-timing.com

Donington Park GP
Circuit Length = 2.4873 miles
Start: 09:15 Flag 09:23 End: 09:25

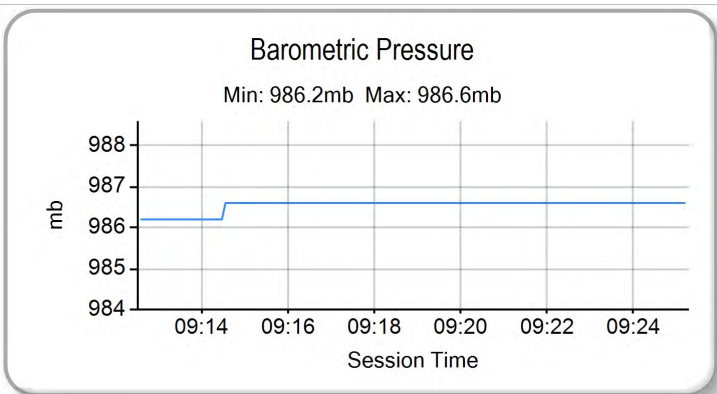
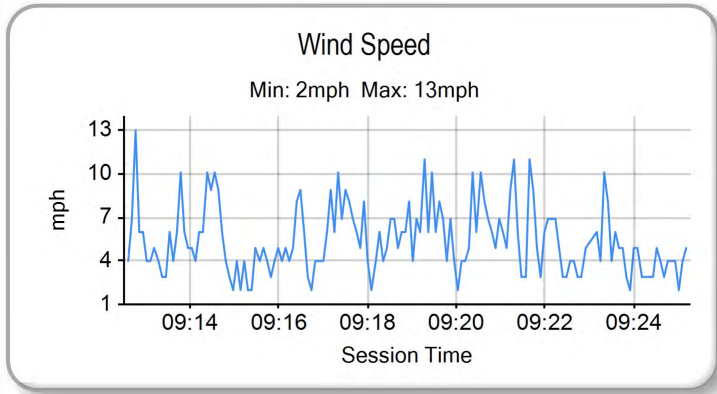
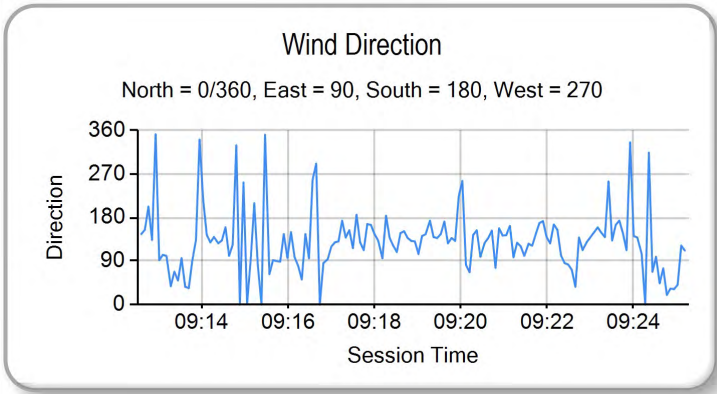
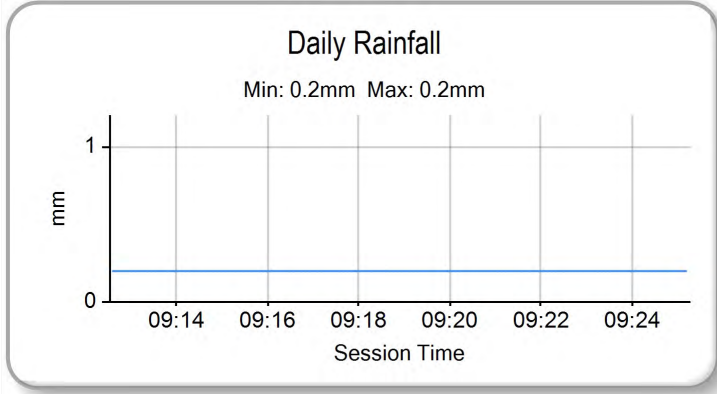
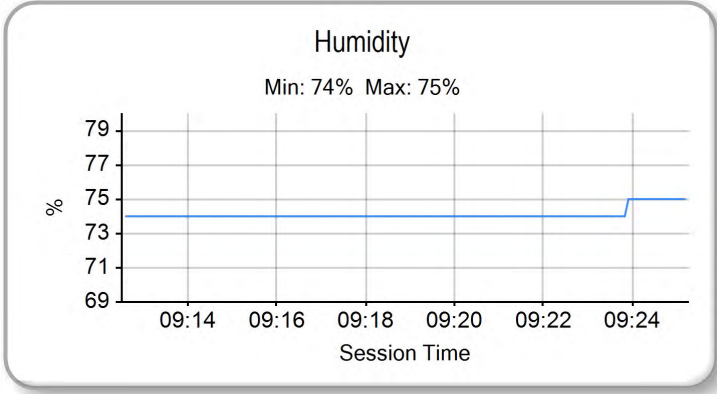
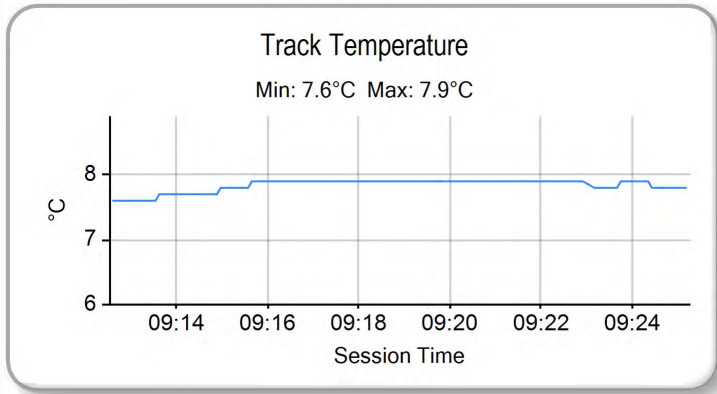
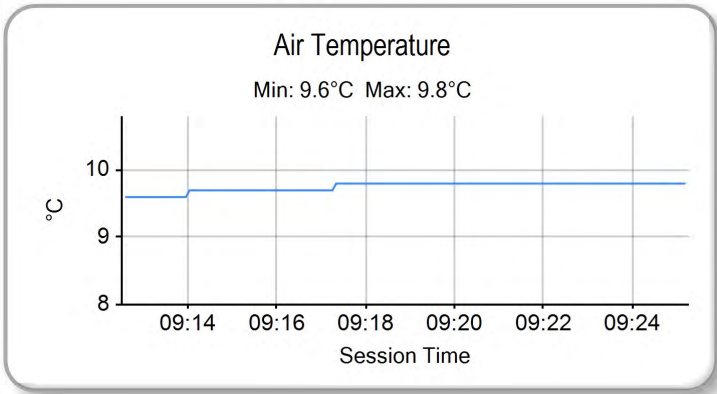
Printed - 09:30 Sunday, 03 October 2021

MCRCB BULLETIN TK251

2021 Bennetts British Superbike Championship - Round 10

2021 Honda British Talent Cup

WARM UP - WEATHER CONDITIONS



Weather / Track : Cloudy / Damp

Results can be found at www.tsl-timing.com

Donington Park GP
Circuit Length = 2.4873 miles
Start: 09:15 Flag 09:23 End: 09:25

Printed - 09:30 Sunday, 03 October 2021

RACE 2 - GRID (15 Laps) - FINAL

ROW 12			34	2:08.359	99	Peter WILLIS								
ROW 11		33	2:08.169	12	Josh BANNISTER	32	2:07.708	51	Holly HARRIS	31	2:07.191	21	Troy JEFFREY	
ROW 10		30	2:07.169	71	Daniel GOODMAN	29		44	Lucas HILL	28	2:07.132	64	Clayton EDMUNDS	
ROW 9			2:06.695	27	43	Ryan HITCHCOCK	26	2:06.213	37	Corey TINKER	25	2:04.960	66	Rossi DOBSON
ROW 8		24	2:04.820	22	Anthony EAGLE	23	2:04.600	65	Alexander ROWAN	22	2:04.408	5	Mason JOHNSON	
ROW 7			2:04.299	21	9	Bailey STUART-CAMPBELL	20	2:04.203	41	Luca HOPKINS	19	2:04.023	61	Harrison MACKAY
ROW 6		18	2:03.804	52	Evan BELFORD	17	2:02.764	20	Maik DUIN	16	2:02.606	79	Harley McCABE	
ROW 5			2:01.967	15	57	Johnny GARNES	14	2:01.924	40	Julian CORREA	13	2:01.864	4	Sullivan MOUNSEY
ROW 4		12	2:01.755	53	Kiyano VEIJER	11	2:01.711	33	JJ CUNNINGHAM	10	2:01.170	55	Harrison DESOY	
ROW 3			2:00.944	9	29	Lucas BROWN	8	2:00.923	34	James COOK	7	2:00.896	23	Rhys STEPHENSON
ROW 2		6	2:00.745	96	Rossi BANHAM	5	2:00.539	15	Harrison CROSBY	4	1:59.818	67	Casey O'GORMAN	
ROW 1			1:59.691	3	7	Jamie LYONS	2	1:59.595	24	Cormac BUCHANAN	1	1:59.524	74	Carter BROWN
													Pole	

Donington Park GP
Circuit Length = 2.4873 miles

Race Director :	Stewards :	Timekeeper : Richard Evans
-----------------	------------	----------------------------

Results can be found at www.britishsuperbike.com

Printed - 09:30 Sunday, 03 October 2021

POS	NO	NAME	NAT	ENTRY	LAPS	TIME	GAP	DIFF	MPH	BEST	ON
1	67	Casey O'GORMAN	GBR	Honda - Microlise Cresswell Racing	15	25:52.822			86.41	1:42.666	5
2	74	Carter BROWN	GBR	Honda - City Lifting by RS Racing	15	25:59.724	6.902	6.902	86.02	1:43.288	9
3	7	Jamie LYONS	GBR	Honda - C&M Motors Ltd / Tooltec Racing	15	26:02.031	9.209	2.307	85.90	1:43.307	3
4	52	Evan BELFORD	GBR	Honda - City Lifting by RS Racing	15	26:05.010	12.188	2.979	85.73	1:43.234	15
5	57	Johnny GARNES	GBR	Honda - City Lifting by RS Racing	15	26:05.134	12.312	0.124	85.73	1:43.370	11
6	23	Rhys STEPHENSON	GBR	Honda - Rocket Racing	15	26:07.699	14.877	2.565	85.59	1:43.614	11
7	9	Bailey STUART-CAMPBELL	GBR	Honda - Team 151s	15	26:18.439	25.617	10.740	85.00	1:43.455	12
8	15	Harrison CROSBY	GBR	Honda - Banks Racing	15	26:21.471	28.649	3.032	84.84	1:44.238	5
9	96	Rossi BANHAM	GBR	Honda - MJL Racing	15	26:26.324	33.502	4.853	84.58	1:44.498	11
10	79	Harley McCABE	GBR	Honda - MLav VisionTrack Academy	15	26:26.601	33.779	0.277	84.57	1:44.508	9
11	53	Kiyano VEIJER	NLD	Honda - Microlise Cresswell Racing	15	26:38.469	45.647	11.868	83.94	1:45.053	14
12	37	Corey TINKER	GBR	Honda - CT Racing	15	26:38.951	46.129	0.482	83.91	1:44.599	15
13	41	Luca HOPKINS	GBR	Honda - Wilson Racing	15	26:47.381	54.559	8.430	83.47	1:45.648	10
14	43	Ryan HITCHCOCK	GBR	Honda - Wilson Racing	15	26:47.665	54.843	0.284	83.46	1:45.534	13
15	44	Lucas HILL	GBR	Honda - Ashcourt Racing	15	26:47.929	55.107	0.264	83.44	1:45.770	10
16	20	Maik DUIN	NLD	Honda - Ernst Dubbink Eveno Racing	15	26:48.626	55.804	0.697	83.41	1:45.995	13
17	40	Julian CORREA	USA	Honda - Microlise Cresswell Racing	15	26:48.859	56.037	0.233	83.40	1:45.918	13
18	61	Harrison MACKAY	GBR	Honda - True Heroes Racing / Super Soco	15	26:54.573	1:01.751	5.714	83.10	1:46.129	12
19	12	Josh BANNISTER	GBR	Honda - Dunsley Heat Racing	15	27:00.478	1:07.656	5.905	82.80	1:45.715	13
20	66	Rossi DOBSON	GBR	Honda - WM Racing	15	27:09.107	1:16.285	8.629	82.36	1:47.547	15
21	99	Peter WILLIS	GBR	Honda - WM Racing	15	27:19.114	1:26.292	10.007	81.86	1:47.984	11
22	21	Troy JEFFREY	GBR	Honda - Stiggymotorsport	15	27:21.336	1:28.514	2.222	81.75	1:47.933	3
23	64	Clayton EDMUNDS	GBR	Honda - MJL Racing	15	27:22.934	1:30.112	1.598	81.67	1:47.576	6
24	65	Alexander ROWAN	GBR	Honda - Victoria House Mortimer Racing	15	27:24.451	1:31.629	1.517	81.59	1:46.265	8
25	22	Anthony EAGLE	UZB	Honda - Microlise Cresswell Racing	15	27:30.452	1:37.630	6.001	81.29	1:48.741	12
26	51	Holly HARRIS	GBR	Honda - MJL Racing	15	27:30.788	1:37.966	0.336	81.28	1:48.441	14
27	71	Daniel GOODMAN	GBR	Honda - MLav VisionTrack Academy	14	26:22.200	1 Lap	1 Lap	79.14	1:50.581	2

NOT CLASSIFIED

DNF	24	Cormac BUCHANAN	NZL	Honda - Microlise Cresswell Racing	13	22:38.424	2 Laps	1 Lap	85.59	1:43.622	10
DNF	29	Lucas BROWN	GBR	Honda - Amphibian Scaffolding / SP125 Racing	8	14:02.103	7 Laps	5 Laps	84.90	1:44.138	5
DNF	33	JJ CUNNINGHAM	GBR	Honda - Thomeycroft56 / JCRsupersport	6	10:50.969	9 Laps	2 Laps	82.32	1:46.885	6
DNF	55	Harrison DESSOY	GBR	Honda - Thomeycroft56 Racing	6	11:02.416	9 Laps	11.447	80.90	1:47.306	3
DNF	34	James COOK	GBR	Honda - Wilson Racing	5	9:11.311	10 Laps	1 Lap	80.96	1:45.574	2
DNF	4	Sullivan MOUNSEY	GBR	Honda - iForce Lloyd & Jones	0						
DNF	5	Mason JOHNSON	GBR	Honda - Johnson Racing	0						

FASTEST LAP

67	Casey O'GORMAN	GBR	Honda - Microlise Cresswell Racing	5	1:42.666	87.21 mph	140.36 kph
----	----------------	-----	------------------------------------	---	----------	-----------	------------

New Lap Record

Weather / Track : Bright / Dry

These results are provisional until the conclusion of any judicial and technical matters.

Donington Park GP: 2.4873 miles

Race Distance: 15 Laps / 37.31 miles

Start: 11:15 Flag 11:41 End: 11:44

Race Director :	Stewards :	Timekeeper : Richard Evans
-----------------	------------	----------------------------

Results can be found at www.britishsuperbike.com

Printed - 11:45 Sunday, 03 October 2021

MCRCB BULLETIN TK288

2021 Bennetts British Superbike Championship - Round 10

2021 Honda British Talent Cup

RACE 2 - LAP CHART

LAP 1 @ 11:17:11.300

NO	BEHIND	LAP TIME
67		1:46.940
74	0.168	1:47.108
7	1.001	1:47.941
24	1.603	1:48.543
57	1.810	1:48.750
23	2.005	1:48.945
52	2.676	1:49.616
34	3.019	1:49.959
15	3.308	1:50.248
29	3.386	1:50.326
96	4.859	1:51.799
53	5.131	1:52.071
79	5.790	1:52.730
55	6.170	1:53.110
9	6.253	1:53.193
33	6.648	1:53.588
40	6.823	1:53.763
41	7.522	1:54.462
61	7.537	1:54.477
20	7.734	1:54.674
21	8.094	1:55.034
37	8.489	1:55.429
66	8.702	1:55.642
43	8.983	1:55.923
44	9.181	1:56.121
12	9.451	1:56.391
64	9.816	1:56.756
99	10.446	1:57.386
22	10.892	1:57.832
51	11.738	1:58.678
71	12.438	1:59.378
65	32.154	2:19.094

LAP 2 @ 11:18:54.819

NO	BEHIND	LAP TIME
67		1:43.519
74	0.332	1:43.683
7	1.268	1:43.786
57	2.878	1:44.587
52	3.400	1:44.243
24	3.718	1:45.634
23	3.946	1:45.460
29	4.336	1:44.469
15	4.785	1:44.996
34	5.074	1:45.574
96	6.813	1:45.473
79	8.993	1:46.722
9	9.534	1:46.800
53	9.600	1:47.988
33	10.769	1:47.640
40	10.937	1:47.633
55	11.749	1:49.098
41	12.029	1:48.026
20	12.293	1:48.078
61	12.547	1:48.529
37	12.764	1:47.794
21	13.142	1:48.567
43	13.262	1:47.798
44	13.593	1:47.931
64	14.532	1:48.235
12	14.645	1:48.713
66	14.960	1:49.777

Weather / Track : Bright / Dry

99	16.323	1:49.396
22	18.152	1:50.779
51	18.771	1:50.552
71	19.500	1:50.581
65	38.057	1:49.422

LAP 3 @ 11:20:37.575

NO	BEHIND	LAP TIME
67		1:42.756
74	0.936	1:43.360
7	1.819	1:43.307
52	4.803	1:44.159
57	5.034	1:44.912
24	5.297	1:44.335
23	5.561	1:44.371
29	5.742	1:44.162
15	6.335	1:44.306
34	8.226	1:45.908
96	9.085	1:45.028
79	11.548	1:45.311
9	12.975	1:46.197
53	13.952	1:47.108
40	15.351	1:47.170
33	15.699	1:47.686
55	16.299	1:47.306
20	16.371	1:46.834
41	17.176	1:47.903
37	17.247	1:47.239
61	17.792	1:48.001
43	17.853	1:47.347
44	18.157	1:47.320
21	18.319	1:47.933
12	18.783	1:46.894
64	19.388	1:47.612
66	20.251	1:48.047
99	22.450	1:48.883
22	25.536	1:50.140
51	25.899	1:49.884
71	27.635	1:50.891
65	43.979	1:48.678

LAP 4 @ 11:22:20.266

NO	BEHIND	LAP TIME
67		1:42.691
74	1.847	1:43.602
7	2.529	1:43.401
52	5.776	1:43.664
57	6.420	1:44.077
24	6.841	1:44.235
23	7.182	1:44.312
29	7.673	1:44.622
15	7.973	1:44.329
96	11.629	1:45.235
79	14.260	1:45.403
34	15.754	1:50.219
9	15.938	1:45.654
53	17.829	1:46.568
40	19.825	1:47.165
33	20.415	1:47.407
20	20.692	1:47.012
55	20.958	1:47.350
43	21.074	1:45.912
37	21.319	1:46.763
41	21.737	1:47.252

44	22.545	1:47.079
61	22.854	1:47.753
21	23.751	1:48.123
12	23.922	1:47.830
64	24.798	1:48.101
66	25.385	1:47.825
99	28.461	1:48.702
22	32.660	1:49.815
51	33.048	1:49.840
71	36.344	1:51.400
65	49.170	1:47.882

LAP 5 @ 11:24:02.932

NO	BEHIND	LAP TIME
67		1:42.666
74	2.872	1:43.691
7	3.437	1:43.574
52	7.301	1:44.191
57	7.781	1:44.027
24	8.243	1:44.068
23	8.682	1:44.166
29	9.145	1:44.138
15	9.545	1:44.238
96	13.810	1:44.847
79	16.829	1:45.235
9	18.203	1:44.931
53	21.728	1:46.565
40	24.204	1:47.045
20	24.893	1:46.867
33	25.512	1:47.763
37	25.623	1:46.970
43	25.898	1:47.490
41	26.220	1:47.149
55	26.559	1:48.267
44	26.762	1:46.883
61	27.401	1:47.213
12	28.906	1:47.650
64	30.249	1:48.117
21	30.746	1:49.661
66	30.904	1:48.185
34	32.739	1:59.651 P
99	34.551	1:48.756
22	39.661	1:49.667
51	39.981	1:49.599
71	45.376	1:51.698
65	53.793	1:47.289

LAP 6 @ 11:25:45.992

NO	BEHIND	LAP TIME
67		1:43.060
74	3.420	1:43.608
7	3.928	1:43.551
52	8.604	1:44.363
57	8.946	1:44.225
24	9.545	1:44.362
23	9.855	1:44.233
29	10.414	1:44.329
15	11.000	1:44.515
96	16.000	1:45.250
79	19.148	1:45.379
9	20.159	1:45.016
53	25.099	1:46.431
40	28.223	1:47.079
37	28.485	1:45.922

20	28.609	1:46.776
43	28.788	1:45.950
41	29.059	1:45.899
33	29.337	1:46.885
44	29.578	1:45.876
61	31.734	1:47.393
12	32.413	1:46.567
64	34.765	1:47.576
66	35.662	1:47.818
21	37.203	1:49.517
99	39.850	1:48.359
55	40.784	1:57.285 P
22	46.373	1:49.772
51	46.678	1:49.757
71	53.961	1:51.645
65	57.579	1:46.846

LAP 7 @ 11:27:29.201

NO	BEHIND	LAP TIME
67		1:43.209
74	3.695	1:43.484
7	4.078	1:43.359
57	9.626	1:43.889
52	9.819	1:44.424
24	10.278	1:43.942
23	10.584	1:43.938
29	11.937	1:44.732
15	12.090	1:44.299
96	18.508	1:45.717
79	21.526	1:45.587
9	21.677	1:44.727
53	27.776	1:45.886
40	31.419	1:46.405
37	31.693	1:46.417
20	32.049	1:46.649
43	32.260	1:46.681
41	32.499	1:46.649
44	33.399	1:47.030
12	35.503	1:46.299
61	35.765	1:47.240
64	39.994	1:48.438
66	40.266	1:47.813
21	43.312	1:49.318
99	45.076	1:48.435
22	52.419	1:49.255
51	52.683	1:49.214
65	1:01.242	1:46.872
71	1:03.344	1:52.592

LAP 8 @ 11:29:12.413

NO	BEHIND	LAP TIME
67		1:43.212
74	4.467	1:43.984
7	4.873	1:44.007
52	11.082	1:44.475
24	11.224	1:44.158
57	11.659	1:45.245
23	11.947	1:44.575
15	13.796	1:44.918
29	14.050	1:45.325
96	21.016	1:45.720
9	23.012	1:44.547
79	23.631	1:45.317
53	30.934	1:46.370

40	34.738	1:46.531
20	35.117	1:46.280
37	35.232	1:46.751
41	35.577	1:46.290
43	35.673	1:46.625
44	36.395	1:46.208
12	39.039	1:46.748
61	39.490	1:46.937
66	44.890	1:47.836
64	45.247	1:48.465
21	50.191	1:50.091
99	50.416	1:48.552
51	57.942	1:48.471
22	58.519	1:49.312
65	1:04.295	1:46.265
71	1:11.236	1:51.104

LAP 9 @ 11:30:55.563

NO	BEHIND	LAP TIME
67		1:43.150
74	4.605	1:43.288
7	5.435	1:43.712
52	11.650	1:43.718
24	12.100	1:44.026
57	12.370	1:43.861
23	12.576	1:43.779
15	15.199	1:44.553
96	23.847	1:45.981
9	23.886	1:44.024
79	24.989	1:44.508
53	33.963	1:46.179
40	38.245	1:46.657
37	38.346	1:46.264
20	38.610	1:46.643
41	38.894	1:46.467
43	39.174	1:46.651
44	39.399	1:46.154
12	42.605	1:46.716
61	43.053	1:46.713
66	49.636	1:47.896
64	51.765	1:49.668
21	56.209	1:49.168
99	56.318	1:49.052
51	1:04.110	1:49.318
22	1:04.497	1:49.128
65	1:07.758	1:46.613
71	1:21.301	1:53.215

LAP 10 @ 11:32:38.996

NO	BEHIND	LAP TIME
67		1:43.433
74	4.748	1:43.576
7	6.170	1:44.168
52	12.088	1:43.871
24	12.289	1:43.622
57	12.664	1:43.727
23	13.040	1:43.897
15	17.955	1:46.189
9	24.715	1:44.262
96	25.523	1:45.109
79	26.506	1:44.950
53	36.660	1:46.130
37	40.160	1:45.247
40	40.899	1:46.087

Donington Park GP

Circuit Length = 2.4873 miles

MCRCB BULLETIN TK288

2021 Bennetts British Superbike Championship - Round 10

2021 Honda British Talent Cup

RACE 2 - LAP CHART

41	41.109	1:45.648	44	47.929	1:45.812	12	1:03.994	1:53.939
20	41.495	1:46.318	20	48.208	1:46.760	66	1:12.681	1:48.138
44	41.736	1:45.770	12	51.731	1:46.322	99	1:21.919	1:48.715
43	42.311	1:46.570	61	52.013	1:46.129	21	1:23.621	1:48.673
12	45.860	1:46.688	66	1:03.736	1:48.175	64	1:24.118	1:49.604
61	46.109	1:46.489	64	1:11.211	1:50.271	65	1:29.020	1:46.567
66	54.256	1:48.053	99	1:11.981	1:49.383	22	1:32.636	1:48.900
64	57.424	1:49.092	21	1:13.239	1:49.315	51	1:32.826	1:48.441
21	1:01.359	1:48.583	65	1:21.537	1:47.874			
99	1:01.466	1:48.581	22	1:22.115	1:48.741			
51	1:10.097	1:49.420	51	1:22.837	1:49.648			
22	1:10.312	1:49.248						
65	1:13.087	1:48.762						
71	1:30.279	1:52.411						

LAP 11 @ 11:34:22.508

NO	BEHIND	LAP TIME
----	--------	----------

67		1:43.512	67		1:43.594	67		1:43.943
74	4.835	1:43.599	74	5.971	1:44.444	74	6.902	1:44.572
7	7.087	1:44.429	71	1 Lap	1:53.886	7	9.209	1:45.024
52	12.205	1:43.629	7	7.650	1:43.808	52	12.188	1:43.234
57	12.522	1:43.370	52	12.320	1:43.508	57	12.312	1:43.687
24	12.757	1:43.980	57	12.757	1:43.637	23	14.877	1:44.749
23	13.142	1:43.614	24	13.342	1:43.896	9	25.617	1:44.462
15	20.796	1:46.353	23	13.610	1:43.737	15	28.649	1:46.257
9	24.999	1:43.796	15	24.944	1:45.495	71	1 Lap	1:52.643
96	26.509	1:44.498	9	24.987	1:43.467	96	33.502	1:45.336
79	27.566	1:44.572	79	30.379	1:45.234	79	33.779	1:45.143
53	38.317	1:45.169	96	30.664	1:45.680	53	45.647	1:45.138
37	41.853	1:45.205	53	43.196	1:46.108	37	46.129	1:44.599
40	44.308	1:46.921	37	44.412	1:44.882	41	54.559	1:46.001
41	44.592	1:46.995	43	49.530	1:45.534	43	54.843	1:46.576
20	44.788	1:46.805	41	49.819	1:46.453	44	55.107	1:46.205
43	45.130	1:46.331	40	50.051	1:45.918	20	55.804	1:46.383
44	45.457	1:47.233	44	50.336	1:46.001	40	56.037	1:47.299
12	48.749	1:46.401	20	50.609	1:45.995	61	1:01.751	1:47.287
61	49.224	1:46.627	12	53.852	1:45.715	12	1:07.656	1:47.605
66	58.901	1:48.157	61	55.362	1:46.943	66	1:16.285	1:47.547
64	1:04.280	1:50.368	66	1:08.340	1:48.198	99	1:26.292	1:48.316
99	1:05.938	1:47.984	99	1:17.001	1:48.614	21	1:28.514	1:48.836
21	1:07.264	1:49.417	64	1:18.311	1:50.694	64	1:30.112	1:49.937
51	1:16.529	1:49.944	21	1:18.745	1:49.100	65	1:31.629	1:46.552
22	1:16.714	1:49.914	65	1:26.250	1:48.307	22	1:37.630	1:48.937
65	1:17.003	1:47.428	22	1:27.533	1:49.012	51	1:37.966	1:49.083
71	1:39.866	1:53.099	51	1:28.182	1:48.939			

LAP 12 @ 11:36:05.848

NO	BEHIND	LAP TIME
----	--------	----------

67		1:43.340	67		1:43.797	67		1:43.797
74	5.121	1:43.626	74	6.273	1:44.099	74	6.273	1:44.099
7	7.436	1:43.689	7	8.128	1:44.275	7	8.128	1:44.275
52	12.406	1:43.541	57	12.568	1:43.608	57	12.568	1:43.608
57	12.714	1:43.532	52	12.897	1:44.374	52	12.897	1:44.374
24	13.040	1:43.623	23	14.071	1:44.258	23	14.071	1:44.258
23	13.467	1:43.665	71	1 Lap	1:57.657	71	1 Lap	1:57.657
15	23.043	1:45.587	9	25.098	1:43.908	9	25.098	1:43.908
9	25.114	1:43.455	15	26.335	1:45.188	15	26.335	1:45.188
96	28.578	1:45.409	96	32.109	1:45.242	96	32.109	1:45.242
79	28.739	1:44.513	79	32.579	1:45.997	79	32.579	1:45.997
53	40.682	1:45.705	53	44.452	1:45.053	53	44.452	1:45.053
37	43.124	1:44.611	37	45.473	1:44.858	37	45.473	1:44.858
41	46.960	1:45.708	43	52.210	1:46.477	43	52.210	1:46.477
43	47.590	1:45.800	41	52.501	1:46.479	41	52.501	1:46.479
40	47.727	1:46.759	40	52.681	1:46.427	40	52.681	1:46.427
			44	52.845	1:46.306	44	52.845	1:46.306
			20	53.364	1:46.552	20	53.364	1:46.552
			61	58.407	1:46.842	61	58.407	1:46.842

Weather / Track : Bright / Dry

MCRCB BULLETIN TK289

2021 Bennetts British Superbike Championship - Round 10

2021 Honda British Talent Cup

RACE 2 - POSITION CHART

No	Name	Lap															
		Pos	1	2	3	4	5	6	7	8	9	10	11	12	13	14	15
74	BROWN	1	67	67	67	67	67	67	67	67	67	67	67	67	67	67	67
24	BUCHANAN	2	74	74	74	74	74	74	74	74	74	74	74	74	74	74	74
7	LYONS	3	7	7	7	7	7	7	7	7	7	7	7	7	7	7	7
67	O'GORMAN	4	24	57	52	52	52	52	57	52	52	52	52	52	52	57	52
15	CROSBY	5	57	52	57	57	57	57	52	24	24	24	57	57	57	52	57
96	BANHAM	6	23	24	24	24	24	24	24	57	57	57	24	24	24	23	23
23	STEPHENSON	7	52	23	23	23	23	23	23	23	23	23	23	23	23	9	9
34	COOK	8	34	29	29	29	29	29	29	15	15	15	15	15	15	15	15
29	BROWN	9	15	15	15	15	15	15	15	29	96	9	9	9	9	96	96
55	DESSOY	10	29	34	34	96	96	96	96	96	9	96	96	96	79	79	79
33	CUNNINGHAM	11	96	96	96	79	79	79	79	9	79	79	79	79	96	53	53
53	VEIJER	12	53	79	79	34	9	9	9	79	53	53	53	53	53	37	37
4	MOUNSEY	13	79	9	9	9	53	53	53	53	40	37	37	37	37	43	41
40	CORREA	14	55	53	53	53	40	40	40	40	37	40	40	41	43	41	43
57	GARNESS	15	9	33	40	40	20	37	37	20	20	41	41	43	41	40	44
79	McCABE	16	33	40	33	33	33	20	20	37	41	20	20	40	40	44	20
20	DUIN	17	40	55	55	20	37	43	43	41	43	44	43	44	44	20	40
52	BELFORD	18	41	41	20	55	43	41	41	43	44	43	44	20	20	61	61
61	MACKAY	19	61	20	41	43	41	33	44	44	12	12	12	12	12	12	12
41	HOPKINS	20	20	61	37	37	55	44	12	12	61	61	61	61	61	66	66
9	STUART-CAMPBELL	21	21	37	61	41	44	61	61	61	66	66	66	66	66	99	99
5	JOHNSON	22	37	21	43	44	61	12	64	66	64	64	64	64	99	21	21
65	ROWAN	23	66	43	44	61	12	64	66	64	21	21	99	99	64	64	64
22	EAGLE	24	43	44	21	21	64	66	21	21	99	99	21	21	21	65	65
66	DOBSON	25	44	64	12	12	21	21	99	99	51	51	51	65	65	22	22
37	TINKER	26	12	12	64	64	66	99	22	51	22	22	22	22	22	51	51
43	HITCHCOCK	27	64	66	66	66	34	55	51	22	65	65	65	51	51	71	
64	EDMUNDS	28	99	99	99	99	99	22	65	65	71	71	71	71	71		
44	HILL	29	22	22	22	22	22	51	71	71							
71	GOODMAN	30	51	51	51	51	51	71									
21	JEFFREY	31	71	71	71	71	71	65									
51	HARRIS	32	65	65	65	65	65										
12	BANNISTER	33															
99	WILLIS	34															

Weather / Track : Bright / Dry

Results can be found at www.tsl-timing.com

Donington Park GP
 Circuit Length = 2.4873 miles
 Start: 11:15 Flag 11:41 End: 11:44

Printed - 11:46 Sunday, 03 October 2021

MCRCB BULLETIN TK290

2021 Bennetts British Superbike Championship - Round 10

2021 Honda British Talent Cup

RACE 2 - SECTOR ANALYSIS



SECTOR 1 = FL to I1, SECTOR 2 = I1 to I2, SECTOR 3 = I2 to I3, SECTOR 4 = I3 to I4, SECTOR 5 = I4 to FL, DIFF = Difference To Personal Best Lap, P = Crossed Finish Line in Pit Lane, D = Time Disallowed

P1 67		Casey O'GORMAN					Honda - Microlise Cresswell Racing					
IDEAL LAP TIME : 1:42.350		BEST LAP TIME : 1:42.666					DIFFERENCE : 0.316					
LAP	SECTOR 1	SECTOR 2	SECTOR 3	SECTOR 4	SECTOR 5	LAP TIME	MPH	DIFF	TIME OF DAY			
1-		114.7	28.089	13.526	119.8	12.904	27.321	89.1	1:46.940	83.73	4.274	11:17:11.300
2-	22.311	117.9	27.588	13.500	119.1	12.915	27.205	89.7	1:43.519	86.50	0.853	11:18:54.819
3-	22.327	115.5	27.436	13.374	119.8	12.636	26.983	90.0	1:42.756 (3)	87.14	0.090	11:20:37.575
4-	22.161	116.9	27.592	13.380	119.4	12.765	26.793	90.4	1:42.691 (2)	87.19	0.025	11:22:20.266
5-	22.145	117.9	27.508	13.340	119.4	12.731	26.942	89.4	1:42.666 (1)	87.21		11:24:02.932
6-	22.241	116.9	27.504	13.483	118.7	12.801	27.031	89.4	1:43.060	86.88	0.394	11:25:45.992
7-	22.305	114.9	27.782	13.487	118.7	12.723	26.912	89.4	1:43.209	86.76	0.543	11:27:29.201
8-	22.347	116.7	27.727	13.510	119.4	12.694	26.934	89.5	1:43.212	86.75	0.546	11:29:12.413
9-	22.278	116.1	27.565	13.500	119.1	12.845	26.962	90.1	1:43.150	86.81	0.484	11:30:55.563
10-	22.256	112.9	27.846	13.518	117.3	12.843	26.970	89.4	1:43.433	86.57	0.767	11:32:38.996
11-	22.339	115.1	27.742	13.485	118.7	12.878	27.068	89.1	1:43.512	86.50	0.846	11:34:22.508
12-	22.452	114.3	27.681	13.478	118.7	12.679	27.050	89.9	1:43.340	86.65	0.674	11:36:05.848
13-	22.345	114.5	27.896	13.667	118.1	12.712	26.974	89.9	1:43.594	86.43	0.928	11:37:49.442
14-	22.299	114.5	27.862	13.529	117.3	12.927	27.180	89.9	1:43.797	86.26	1.131	11:39:33.239
15-	22.183	115.5	28.022	13.485	118.9	12.949	27.304	88.5	1:43.943	86.14	1.277	11:41:17.182

P2 74		Carter BROWN					Honda - City Lifting by RS Racing					
IDEAL LAP TIME : 1:42.692		BEST LAP TIME : 1:43.288					DIFFERENCE : 0.596					
LAP	SECTOR 1	SECTOR 2	SECTOR 3	SECTOR 4	SECTOR 5	LAP TIME	MPH	DIFF	TIME OF DAY			
1-		117.7	28.129	13.513	118.9	12.878	27.320	88.5	1:47.108	83.60	3.820	11:17:11.468
2-	22.413	120.0	27.548	13.366	119.6	13.105	27.251	88.5	1:43.683	86.36	0.395	11:18:55.151
3-	22.423	111.4	27.855	13.417	117.5	12.735	26.930	89.2	1:43.360 (2)	86.63	0.072	11:20:38.511
4-	22.393	114.3	27.975	13.424	117.3	12.812	26.998	89.0	1:43.602	86.43	0.314	11:22:22.113
5-	22.416	119.8	27.887	13.627	116.1	12.803	26.958	88.6	1:43.691	86.35	0.403	11:24:05.804
6-	22.406	116.1	27.876	13.644	115.7	12.754	26.928	88.6	1:43.608	86.42	0.320	11:25:49.412
7-	22.519	115.9	27.824	13.479	116.9	12.668	26.994	88.5	1:43.484 (3)	86.52	0.196	11:27:32.896
8-	22.521	115.3	27.884	13.563	116.5	12.678	27.338	88.4	1:43.984	86.11	0.696	11:29:16.880
9-	22.577	116.5	27.681	13.534	116.7	12.716	26.780	88.7	1:43.288 (1)	86.69		11:31:00.168
10-	22.330	117.3	27.936	13.570	116.3	12.879	26.861	88.7	1:43.576	86.45	0.288	11:32:43.744
11-	22.410	116.9	27.829	13.562	115.9	12.732	27.066	88.6	1:43.599	86.43	0.311	11:34:27.343
12-	22.458	114.7	27.830	13.581	116.5	12.760	26.997	88.6	1:43.626	86.41	0.338	11:36:10.969
13-	22.546	116.1	28.254	13.585	116.5	12.851	27.208	89.1	1:44.444	85.73	1.156	11:37:55.413
14-	22.486	118.5	28.151	13.599	116.1	12.742	27.121	89.1	1:44.099	86.01	0.811	11:39:39.512
15-	22.360	115.3	28.307	13.677	116.3	12.959	27.269	88.5	1:44.572	85.62	1.284	11:41:24.084

P3 7		Jamie LYONS					Honda - C&M Motors Ltd / Tooltec Racing					
IDEAL LAP TIME : 1:43.001		BEST LAP TIME : 1:43.307					DIFFERENCE : 0.306					
LAP	SECTOR 1	SECTOR 2	SECTOR 3	SECTOR 4	SECTOR 5	LAP TIME	MPH	DIFF	TIME OF DAY			
1-		113.3	28.154	13.483	116.3	12.999	27.350	87.0	1:47.941	82.95	4.634	11:17:12.301
2-	22.461	116.9	27.625	13.608	115.5	12.812	27.280	86.8	1:43.786	86.27	0.479	11:18:56.087
3-	22.343	116.5	27.541	13.469	116.3	12.738	27.216	86.8	1:43.307 (1)	86.67		11:20:39.394
4-	22.394	117.5	27.627	13.434	116.5	12.761	27.185	87.6	1:43.401 (3)	86.59	0.094	11:22:22.795
5-	22.481	117.3	27.597	13.433	116.1	12.776	27.287	86.7	1:43.574	86.45	0.267	11:24:06.369
6-	22.495	116.3	27.649	13.524	115.9	12.696	27.187	86.9	1:43.551	86.47	0.244	11:25:49.920
7-	22.345	118.5	27.700	13.384	117.1	12.734	27.196	87.1	1:43.359 (2)	86.63	0.052	11:27:33.279
8-	22.598	116.3	27.736	13.473	116.7	12.768	27.432	87.1	1:44.007	86.09	0.700	11:29:17.286
9-	22.468	117.1	27.789	13.492	116.5	12.732	27.231	87.1	1:43.712	86.33	0.405	11:31:00.998
10-	22.410	117.7	27.926	13.636	114.7	12.893	27.303	87.0	1:44.168	85.96	0.861	11:32:45.166
11-	22.664	116.5	27.770	13.646	114.3	12.891	27.458	86.7	1:44.429	85.74	1.122	11:34:29.595
12-	22.497	116.9	27.729	13.565	114.9	12.735	27.163	86.4	1:43.689	86.35	0.382	11:36:13.284
13-	22.495	117.9	27.784	13.656	114.9	12.836	27.037	88.0	1:43.808	86.25	0.501	11:37:57.092
14-	22.769	116.7	27.794	13.596	114.7	12.917	27.199	86.9	1:44.275	85.87	0.968	11:39:41.367
15-	22.523	116.5	27.946	13.905	112.5	13.004	27.646	84.4	1:45.024	85.26	1.717	11:41:26.391

Weather / Track : Bright / Dry

Donington Park GP
Circuit Length = 2.4873 miles
Start: 11:15 Flag 11:41 End: 11:44

MCRCB BULLETIN TK290

2021 Bennetts British Superbike Championship - Round 10

2021 Honda British Talent Cup

RACE 2 - SECTOR ANALYSIS



SECTOR 1 = FL to I1, SECTOR 2 = I1 to I2, SECTOR 3 = I2 to I3, SECTOR 4 = I3 to I4, SECTOR 5 = I4 to FL, DIFF = Difference To Personal Best Lap, P = Crossed Finish Line in Pit Lane, D = Time Disallowed

P4 52		Evan BELFORD					Honda - City Lifting by RS Racing					
IDEAL LAP TIME : 1:42.728		BEST LAP TIME : 1:43.234					DIFFERENCE : 0.506					
LAP	SECTOR 1	SECTOR 2	SECTOR 3	SECTOR 4	SECTOR 5	LAP TIME	MPH	DIFF	TIME OF DAY			
1-		108.9	28.263	13.497	118.3	13.623	27.224	89.9	1:49.616	81.68	6.382	11:17:13.976
2-	22.425	113.5	28.168	13.396	120.6	13.082	27.172	89.5	1:44.243	85.89	1.009	11:18:58.219
3-	22.325	112.9	28.185	13.502	119.8	13.085	27.062	89.3	1:44.159	85.96	0.925	11:20:42.378
4-	22.266	115.1	28.076	13.602	116.7	12.937	26.783	89.3	1:43.664	86.37	0.430	11:22:26.042
5-	22.410	113.7	28.146	13.668	116.9	12.981	26.986	89.1	1:44.191	85.94	0.957	11:24:10.233
6-	22.458	113.9	28.272	13.639	116.3	13.024	26.970	89.2	1:44.363	85.80	1.129	11:25:54.596
7-	22.491	113.5	28.154	13.682	116.1	13.068	27.029	90.3	1:44.424	85.75	1.190	11:27:39.020
8-	22.518	112.2	28.263	13.858	115.5	12.989	26.847	89.8	1:44.475	85.70	1.241	11:29:23.495
9-	22.342	114.7	28.154	13.707	117.3	12.754	26.761	89.5	1:43.718	86.33	0.484	11:31:07.213
10-	22.400	114.5	28.124	13.655	116.7	12.820	26.872	89.5	1:43.871	86.20	0.637	11:32:51.084
11-	22.346	115.1	27.879	13.698	114.9	12.960	26.746	89.1	1:43.629	86.40	0.395	11:34:34.713
12-	22.339	114.3	27.836	13.769	116.1	12.873	26.724	89.1	1:43.541 (3)	86.48	0.307	11:36:18.254
13-	22.208	116.7	27.933	13.793	116.1	12.851	26.723	89.9	1:43.508 (2)	86.50	0.274	11:38:01.762
14-	22.270	115.5	28.123	13.666	116.7	12.755	27.560	84.4	1:44.374	85.79	1.140	11:39:46.136
15-	22.446	114.9	27.838	13.625	117.9	12.791	26.534	89.7	1:43.234 (1)	86.73		11:41:29.370

P5 57		Johnny GARNES					Honda - City Lifting by RS Racing					
IDEAL LAP TIME : 1:42.509		BEST LAP TIME : 1:43.370					DIFFERENCE : 0.861					
LAP	SECTOR 1	SECTOR 2	SECTOR 3	SECTOR 4	SECTOR 5	LAP TIME	MPH	DIFF	TIME OF DAY			
1-		114.3	28.454	13.416	123.3	13.192	27.460	92.0	1:48.750	82.33	5.380	11:17:13.110
2-	22.453	116.1	28.015	13.509	121.5	13.205	27.405	91.9	1:44.587	85.61	1.217	11:18:57.697
3-	22.518	111.4	28.274	13.430	122.0	13.063	27.627	92.6	1:44.912	85.35	1.542	11:20:42.609
4-	22.591	117.3	27.983	13.325	122.9	12.973	27.205	91.3	1:44.077	86.03	0.707	11:22:26.686
5-	22.439	115.7	27.956	13.276	120.2	12.990	27.366	91.8	1:44.027	86.07	0.657	11:24:10.713
6-	22.458	115.7	28.010	13.475	115.7	13.082	27.200	92.6	1:44.225	85.91	0.855	11:25:54.938
7-	22.487	115.1	28.065	13.296	121.3	12.953	27.088	90.8	1:43.889	86.19	0.519	11:27:38.827
8-	22.515	111.6	28.291	14.126	113.1	13.331	26.982	93.4	1:45.245	85.08	1.875	11:29:24.072
9-	22.274	117.7	28.078	13.362	116.5	12.925	27.222	92.6	1:43.861	86.21	0.491	11:31:07.933
10-	22.446	113.7	28.138	13.355	122.9	12.840	26.948	92.8	1:43.727	86.32	0.357	11:32:51.660
11-	22.282	116.7	27.666	13.322	121.7	12.893	27.207	92.0	1:43.370 (1)	86.62		11:34:35.030
12-	22.229	116.9	27.907	13.586	114.5	12.904	26.906	92.1	1:43.532 (2)	86.48	0.162	11:36:18.562
13-	22.256	118.5	27.863	13.568	114.7	12.957	26.993	91.3	1:43.637	86.40	0.267	11:38:02.199
14-	22.005	117.3	28.181	13.581	119.4	12.720	27.121	90.8	1:43.608 (3)	86.42	0.238	11:39:45.807
15-	22.324	111.1	28.112	13.522	121.7	12.887	26.842	93.8	1:43.687	86.36	0.317	11:41:29.494

P6 23		Rhys STEPHENSON					Honda - Rocket Racing					
IDEAL LAP TIME : 1:43.043		BEST LAP TIME : 1:43.614					DIFFERENCE : 0.571					
LAP	SECTOR 1	SECTOR 2	SECTOR 3	SECTOR 4	SECTOR 5	LAP TIME	MPH	DIFF	TIME OF DAY			
1-		112.7	28.466	13.492	116.9	13.533	27.400	89.1	1:48.945	82.19	5.331	11:17:13.305
2-	22.927	112.4	28.466	13.526	117.7	13.169	27.372	89.0	1:45.460	84.90	1.846	11:18:58.765
3-	22.561	113.1	28.075	13.445	119.1	13.226	27.064	89.5	1:44.371	85.79	0.757	11:20:43.136
4-	22.513	116.5	28.175	13.366	119.4	13.105	27.153	89.5	1:44.312	85.84	0.698	11:22:27.448
5-	22.538	115.5	27.947	13.469	117.5	13.022	27.190	88.5	1:44.166	85.96	0.552	11:24:11.614
6-	22.517	116.5	28.203	13.400	118.1	13.121	26.992	89.3	1:44.233	85.90	0.619	11:25:55.847
7-	22.381	114.9	27.936	13.310	118.1	13.110	27.201	89.5	1:43.938	86.15	0.324	11:27:39.785
8-	22.500	110.0	28.126	13.407	117.7	13.399	27.143	89.7	1:44.575	85.62	0.961	11:29:24.360
9-	22.502	114.5	27.958	13.441	117.5	12.840	27.038	90.0	1:43.779	86.28	0.165	11:31:08.139
10-	22.470	115.5	28.164	13.395	118.7	12.877	26.991	86.2	1:43.897	86.18	0.283	11:32:52.036
11-	22.453	116.5	27.630	13.338	118.3	12.910	27.283	86.4	1:43.614 (1)	86.42		11:34:35.650
12-	22.393	116.7	27.867	13.411	118.1	12.925	27.069	89.1	1:43.665 (2)	86.37	0.051	11:36:19.315
13-	22.272	115.9	27.889	13.441	115.7	13.140	26.995	89.9	1:43.737 (3)	86.31	0.123	11:38:03.052
14-	22.407	116.1	27.990	13.403	119.1	13.325	27.133	86.0	1:44.258	85.88	0.644	11:39:47.310
15-	22.600	114.1	28.363	13.608	115.9	12.905	27.273	85.4	1:44.749	85.48	1.135	11:41:32.059

Weather / Track : Bright / Dry

Donington Park GP
Circuit Length = 2.4873 miles
Start: 11:15 Flag 11:41 End: 11:44

MCRCB BULLETIN TK290

2021 Bennetts British Superbike Championship - Round 10

2021 Honda British Talent Cup

RACE 2 - SECTOR ANALYSIS



SECTOR 1 = FL to I1, SECTOR 2 = I1 to I2, SECTOR 3 = I2 to I3, SECTOR 4 = I3 to I4, SECTOR 5 = I4 to FL, DIFF = Difference To Personal Best Lap, P = Crossed Finish Line in Pit Lane, D = Time Disallowed

P7		9 Bailey STUART-CAMPBELL					Honda - Team 151s					
IDEAL LAP TIME : 1:43.196		BEST LAP TIME : 1:43.455					DIFFERENCE : 0.259					
LAP	SECTOR 1	SECTOR 2	SECTOR 3	SECTOR 4	SECTOR 5	LAP TIME	MPH	DIFF	TIME OF DAY			
1-		103.2	29.179	13.911	120.2	13.469	28.476	91.5	1:53.193	79.10	9.738	11:17:17.553
2-	22.766	110.3	28.742	13.712	120.4	13.645	27.935	87.9	1:46.800	83.84	3.345	11:19:04.353
3-	23.001	110.1	29.239	13.719	121.7	12.880	27.358	90.0	1:46.197	84.31	2.742	11:20:50.550
4-	23.021	110.1	28.716	13.701	119.1	12.925	27.291	90.5	1:45.654	84.75	2.199	11:22:36.204
5-	22.721	109.8	28.648	13.617	119.4	12.851	27.094	90.1	1:44.931	85.33	1.476	11:24:21.135
6-	22.806	110.7	28.413	13.667	118.5	12.774	27.356	90.1	1:45.016	85.26	1.561	11:26:06.151
7-	22.595	112.9	28.518	13.597	118.3	12.784	27.233	91.0	1:44.727	85.50	1.272	11:27:50.878
8-	22.604	112.4	28.395	13.685	118.1	12.821	27.042	90.1	1:44.547	85.65	1.092	11:29:35.425
9-	22.427	114.5	28.268	13.694	118.9	12.578	27.057	89.4	1:44.024	86.08	0.569	11:31:19.449
10-	22.587	117.3	28.243	13.637	118.5	12.786	27.009	88.6	1:44.262	85.88	0.807	11:33:03.711
11-	22.648	117.1	28.028	13.641	117.9	12.707	26.772	90.4	1:43.796 (3)	86.26	0.341	11:34:47.507
12-	22.298	115.3	28.188	13.664	118.9	12.569	26.736	90.1	1:43.455 (1)	86.55		11:36:30.962
13-	22.479	113.7	28.041	13.579	118.7	12.618	26.750	90.3	1:43.467 (2)	86.54	0.012	11:38:14.429
14-	22.532	111.8	28.088	13.565	118.1	12.623	27.100	88.5	1:43.908	86.17	0.453	11:39:58.337
15-	22.651	114.7	28.194	13.701	117.7	12.742	27.174	89.2	1:44.462	85.71	1.007	11:41:42.799

P8		15 Harrison CROSBY					Honda - Banks Racing					
IDEAL LAP TIME : 1:43.792		BEST LAP TIME : 1:44.238					DIFFERENCE : 0.446					
LAP	SECTOR 1	SECTOR 2	SECTOR 3	SECTOR 4	SECTOR 5	LAP TIME	MPH	DIFF	TIME OF DAY			
1-		116.1	28.476	13.662	118.3	13.641	27.822	87.3	1:50.248	81.22	6.010	11:17:14.608
2-	22.824	115.1	27.949	13.521	118.5	13.307	27.395	87.1	1:44.996	85.28	0.758	11:18:59.604
3-	22.668	117.3	27.803	13.455	117.5	13.108	27.272	87.6	1:44.306 (3)	85.84	0.068	11:20:43.910
4-	22.637	118.7	27.634	13.424	118.9	13.352	27.282	87.9	1:44.329	85.82	0.091	11:22:28.239
5-	22.599	118.1	27.754	13.451	118.3	13.171	27.263	87.4	1:44.238 (1)	85.90		11:24:12.477
6-	22.611	117.7	28.103	13.605	115.5	13.084	27.112	87.8	1:44.515	85.67	0.277	11:25:56.992
7-	22.643	116.5	27.771	13.552	115.9	13.115	27.218	88.0	1:44.299 (2)	85.85	0.061	11:27:41.291
8-	22.769	110.9	28.260	13.511	118.3	13.238	27.140	87.0	1:44.918	85.34	0.680	11:29:26.209
9-	22.678	117.1	28.058	13.682	114.1	13.027	27.108	87.0	1:44.553	85.64	0.315	11:31:10.762
10-	23.095	114.5	28.311	13.960	113.5	13.264	27.559	86.1	1:46.189	84.32	1.951	11:32:56.951
11-	22.884	115.3	28.606	14.032	112.4	13.169	27.662	86.3	1:46.353	84.19	2.115	11:34:43.304
12-	22.858	115.5	28.110	13.879	111.2	13.379	27.361	86.2	1:45.587	84.80	1.349	11:36:28.891
13-	22.816	115.7	28.345	13.924	112.7	13.183	27.227	85.5	1:45.495	84.88	1.257	11:38:14.386
14-	22.861	114.5	28.058	13.633	115.9	13.126	27.510	85.9	1:45.188	85.12	0.950	11:39:59.574
15-	22.960	114.9	28.416	13.866	113.5	13.245	27.770	86.0	1:46.257	84.27	2.019	11:41:45.831

P9		96 Rossi BANHAM					Honda - MJL Racing					
IDEAL LAP TIME : 1:44.477		BEST LAP TIME : 1:44.498					DIFFERENCE : 0.021					
LAP	SECTOR 1	SECTOR 2	SECTOR 3	SECTOR 4	SECTOR 5	LAP TIME	MPH	DIFF	TIME OF DAY			
1-		105.6	29.347	13.692	117.9	13.669	27.638	86.4	1:51.799	80.09	7.301	11:17:16.159
2-	23.026	110.5	28.270	13.721	115.1	13.083	27.373	86.2	1:45.473	84.89	0.975	11:19:01.632
3-	22.898	112.5	28.165	13.633	116.1	13.044	27.288	86.5	1:45.028 (3)	85.25	0.530	11:20:46.660
4-	22.814	112.4	28.267	13.707	115.1	13.106	27.341	86.7	1:45.235	85.09	0.737	11:22:31.895
5-	22.836	113.1	28.058	13.754	114.7	12.955	27.244	85.8	1:44.847 (2)	85.40	0.349	11:24:16.742
6-	23.009	113.5	28.129	13.736	113.5	13.091	27.285	86.3	1:45.250	85.07	0.752	11:26:01.992
7-	22.843	112.5	28.404	13.870	113.7	13.149	27.451	86.1	1:45.717	84.70	1.219	11:27:47.709
8-	22.880	114.7	28.216	13.927	113.9	13.063	27.634	86.0	1:45.720	84.69	1.222	11:29:33.429
9-	22.923	111.2	28.507	13.932	113.5	13.122	27.497	86.1	1:45.981	84.49	1.483	11:31:19.410
10-	22.894	112.4	28.202	13.674	115.7	12.934	27.405	85.9	1:45.109	85.19	0.611	11:33:04.519
11-	22.810	113.9	27.994	13.654	114.3	12.898	27.142	86.9	1:44.498 (1)	85.69		11:34:49.017
12-	22.985	113.3	28.199	13.732	113.7	13.050	27.443	84.8	1:45.409	84.94	0.911	11:36:34.426
13-	22.977	110.1	28.519	13.643	115.9	12.994	27.547	86.3	1:45.680	84.73	1.182	11:38:20.106
14-	22.892	109.8	28.212	13.683	114.3	13.097	27.358	86.0	1:45.242	85.08	0.744	11:40:05.348
15-	22.896	110.9	28.146	13.730	114.5	13.086	27.478	85.5	1:45.336	85.00	0.838	11:41:50.684

Weather / Track : Bright / Dry

Donington Park GP
 Circuit Length = 2.4873 miles
 Start: 11:15 Flag 11:41 End: 11:44

MCRCB BULLETIN TK290

2021 Bennetts British Superbike Championship - Round 10

2021 Honda British Talent Cup

RACE 2 - SECTOR ANALYSIS



SECTOR 1 = FL to I1, SECTOR 2 = I1 to I2, SECTOR 3 = I2 to I3, SECTOR 4 = I3 to I4, SECTOR 5 = I4 to FL, DIFF = Difference To Personal Best Lap, P = Crossed Finish Line in Pit Lane, D = Time Disallowed

P10 79		Harley McCABE					Honda - MLav VisionTrack Academy					
IDEAL LAP TIME : 1:44.125		BEST LAP TIME : 1:44.508					DIFFERENCE : 0.383					
LAP	SECTOR 1	SECTOR 2	SECTOR 3	SECTOR 4	SECTOR 5	LAP TIME	MPH	DIFF	TIME OF DAY			
1-		105.5	29.198	13.698	120.6	13.550	28.275	90.8	1:52.730	79.43	8.222	11:17:17.090
2-	22.981	112.5	28.829	13.610	118.9	13.736	27.566	89.8	1:46.722	83.90	2.214	11:19:03.812
3-	22.784	112.9	28.711	13.557	118.5	13.011	27.248	90.0	1:45.311	85.02	0.803	11:20:49.123
4-	22.865	112.4	28.508	13.642	117.7	13.120	27.268	90.1	1:45.403	84.95	0.895	11:22:34.526
5-	22.685	110.5	28.365	13.671	117.5	13.110	27.404	88.8	1:45.235	85.09	0.727	11:24:19.761
6-	22.813	111.6	28.585	13.674	116.7	13.079	27.228	89.7	1:45.379	84.97	0.871	11:26:05.140
7-	22.722	108.2	28.669	13.624	117.3	13.108	27.464	90.5	1:45.587	84.80	1.079	11:27:50.727
8-	22.982	108.5	28.388	13.569	118.9	13.008	27.370	90.1	1:45.317	85.02	0.809	11:29:36.044
9-	22.552	112.9	28.437	13.632	118.9	12.884	27.003	90.4	1:44.508 (1)	85.68		11:31:20.552
10-	22.719	112.9	28.406	13.624	117.9	13.091	27.110	90.3	1:44.950	85.32	0.442	11:33:05.502
11-	22.671	111.4	28.289	13.598	117.3	13.122	26.892	90.8	1:44.572 (3)	85.62	0.064	11:34:50.074
12-	22.581	112.2	28.276	13.521	118.1	12.992	27.143	89.9	1:44.513 (2)	85.67	0.005	11:36:34.587
13-	22.622	105.3	28.497	13.694	116.7	13.034	27.387	89.8	1:45.234	85.09	0.726	11:38:19.821
14-	23.080	109.8	28.759	13.607	118.1	13.057	27.494	90.1	1:45.997	84.47	1.489	11:40:05.818
15-	22.914	108.5	28.314	13.604	117.9	13.118	27.193	90.8	1:45.143	85.16	0.635	11:41:50.961

P11 53		Kiyano VEIJER					Honda - Microlise Cresswell Racing					
IDEAL LAP TIME : 1:44.532		BEST LAP TIME : 1:45.053					DIFFERENCE : 0.521					
LAP	SECTOR 1	SECTOR 2	SECTOR 3	SECTOR 4	SECTOR 5	LAP TIME	MPH	DIFF	TIME OF DAY			
1-		106.0	29.297	13.672	120.6	13.668	28.157	90.6	1:52.071	79.89	7.018	11:17:16.431
2-	23.248	110.0	29.056	13.718	119.6	13.694	28.272	91.1	1:47.988	82.92	2.935	11:19:04.419
3-	22.843	109.2	29.312	13.718	119.8	13.485	27.750	91.0	1:47.108	83.60	2.055	11:20:51.527
4-	22.948	109.1	28.943	13.624	119.4	13.528	27.525	91.3	1:46.568	84.02	1.515	11:22:38.095
5-	22.911	110.1	28.906	13.787	118.9	13.483	27.478	90.1	1:46.565	84.02	1.512	11:24:24.660
6-	22.994	106.3	29.077	13.802	118.3	13.373	27.185	90.6	1:46.431	84.13	1.378	11:26:11.091
7-	22.733	111.6	28.899	13.711	118.3	13.274	27.269	90.6	1:45.886	84.56	0.833	11:27:56.977
8-	22.900	107.3	29.274	13.647	118.7	13.447	27.102	90.5	1:46.370	84.18	1.317	11:29:43.347
9-	22.744	111.1	29.135	13.853	118.3	13.309	27.138	91.0	1:46.179	84.33	1.126	11:31:29.526
10-	22.852	108.2	28.977	13.782	117.7	13.418	27.101	90.8	1:46.130	84.37	1.077	11:33:15.656
11-	22.613	112.4	28.550	13.731	118.1	13.246	27.029	91.6	1:45.169 (3)	85.14	0.116	11:35:00.825
12-	22.635	109.1	28.784	13.833	118.3	13.409	27.044	90.6	1:45.705	84.71	0.652	11:36:46.530
13-	22.697	110.5	28.949	13.892	118.1	13.394	27.176	91.1	1:46.108	84.39	1.055	11:38:32.638
14-	22.326	113.3	28.616	13.659	118.9	13.211	27.241	90.5	1:45.053 (1)	85.23		11:40:17.691
15-	22.570	112.7	28.737	13.793	118.3	13.217	26.821	90.8	1:45.138 (2)	85.16	0.085	11:42:02.829

P12 37		Corey TINKER					Honda - CT Racing					
IDEAL LAP TIME : 1:44.163		BEST LAP TIME : 1:44.599					DIFFERENCE : 0.436					
LAP	SECTOR 1	SECTOR 2	SECTOR 3	SECTOR 4	SECTOR 5	LAP TIME	MPH	DIFF	TIME OF DAY			
1-		102.7	29.891	13.823	119.1	13.663	29.059	89.0	1:55.429	77.57	10.830	11:17:19.789
2-	22.934	103.0	28.884	13.620	117.9	13.839	28.517	89.1	1:47.794	83.07	3.195	11:19:07.583
3-	23.061	110.1	28.869	13.799	119.1	13.438	28.072	89.4	1:47.239	83.49	2.640	11:20:54.822
4-	23.093	111.2	28.834	13.751	117.5	13.436	27.649	89.7	1:46.763	83.87	2.164	11:22:41.585
5-	23.000	106.8	28.784	13.616	120.0	13.520	28.050	89.0	1:46.970	83.70	2.371	11:24:28.555
6-	22.808	111.4	28.531	13.583	117.5	13.226	27.774	87.8	1:45.922	84.53	1.323	11:26:14.477
7-	23.041	112.4	28.857	13.747	116.1	13.195	27.577	88.7	1:46.417	84.14	1.818	11:28:00.894
8-	23.047	110.3	28.679	13.738	116.9	13.360	27.927	89.7	1:46.751	83.88	2.152	11:29:47.645
9-	22.761	114.1	28.613	13.717	118.1	13.394	27.779	89.1	1:46.264	84.26	1.665	11:31:33.909
10-	22.658	111.6	28.420	13.788	113.9	13.078	27.303	87.8	1:45.247	85.08	0.648	11:33:19.156
11-	22.699	111.8	28.391	13.730	114.3	13.201	27.184	87.6	1:45.205	85.11	0.606	11:35:04.361
12-	22.637	114.3	28.112	13.610	114.9	13.030	27.222	87.9	1:44.611 (2)	85.59	0.012	11:36:48.972
13-	22.702	114.7	27.939	13.662	114.5	13.083	27.496	88.4	1:44.882	85.37	0.283	11:38:33.854
14-	22.573	113.3	27.994	13.710	115.5	13.111	27.470	87.4	1:44.858 (3)	85.39	0.259	11:40:18.712
15-	22.464	116.5	28.091	13.675	117.3	13.222	27.147	87.8	1:44.599 (1)	85.60		11:42:03.311

Weather / Track : Bright / Dry

Donington Park GP
 Circuit Length = 2.4873 miles
 Start: 11:15 Flag 11:41 End: 11:44

MCRCB BULLETIN TK290

2021 Bennetts British Superbike Championship - Round 10

2021 Honda British Talent Cup

RACE 2 - SECTOR ANALYSIS



SECTOR 1 = FL to I1, SECTOR 2 = I1 to I2, SECTOR 3 = I2 to I3, SECTOR 4 = I3 to I4, SECTOR 5 = I4 to FL, DIFF = Difference To Personal Best Lap, P = Crossed Finish Line in Pit Lane, D = Time Disallowed

P13 41		Luca HOPKINS					Honda - Wilson Racing					
IDEAL LAP TIME : 1:45.067		BEST LAP TIME : 1:45.648					DIFFERENCE : 0.581					
LAP	SECTOR 1	SECTOR 2	SECTOR 3	SECTOR 4	SECTOR 5	LAP TIME	MPH	DIFF	TIME OF DAY			
1-	99.4	29.687	13.689	119.1	13.815	28.837	88.0	1:54.462	78.23	8.814	11:17:18.822	
2-	23.267	107.0	28.988	13.781	116.7	13.492	28.498	88.6	1:48.026	82.89	2.378	11:19:06.848
3-	23.189	109.8	29.323	13.883	116.7	13.288	28.220	88.4	1:47.903	82.98	2.255	11:20:54.751
4-	23.073	111.1	29.083	13.680	115.9	13.525	27.891	89.8	1:47.252	83.48	1.604	11:22:42.003
5-	22.804	110.9	29.043	13.538	119.1	13.599	28.165	88.5	1:47.149	83.57	1.501	11:24:29.152
6-	22.957	113.5	28.672	13.397	118.5	13.436	27.437	89.9	1:45.899 (3)	84.55	0.251	11:26:15.051
7-	22.889	109.8	28.984	13.475	119.4	13.471	27.830	89.4	1:46.649	83.96	1.001	11:28:01.700
8-	22.982	108.5	28.754	13.414	117.9	13.434	27.706	89.5	1:46.290	84.24	0.642	11:29:47.990
9-	22.755	113.1	28.805	13.460	116.7	13.696	27.751	89.9	1:46.467	84.10	0.819	11:31:34.457
10-	22.745	110.5	28.716	13.603	116.9	13.249	27.335	87.9	1:45.648 (1)	84.75		11:33:20.105
11-	23.134	104.6	29.269	13.654	116.7	13.528	27.410	89.1	1:46.995	83.69	1.347	11:35:07.100
12-	22.914	110.1	28.620	13.520	117.7	13.497	27.157	88.5	1:45.708 (2)	84.70	0.060	11:36:52.808
13-	22.780	112.4	28.991	13.802	114.9	13.459	27.421	89.5	1:46.453	84.11	0.805	11:38:39.261
14-	22.873	110.9	28.759	13.642	115.5	13.209	27.996	89.2	1:46.479	84.09	0.831	11:40:25.740
15-	22.880	109.8	28.758	13.966	114.3	13.148	27.249	89.5	1:46.001	84.47	0.353	11:42:11.741

P14 43		Ryan HITCHCOCK					Honda - Wilson Racing					
IDEAL LAP TIME : 1:45.067		BEST LAP TIME : 1:45.534					DIFFERENCE : 0.467					
LAP	SECTOR 1	SECTOR 2	SECTOR 3	SECTOR 4	SECTOR 5	LAP TIME	MPH	DIFF	TIME OF DAY			
1-	101.9	29.896	13.793	119.1	13.670	29.004	88.6	1:55.923	77.24	10.389	11:17:20.283	
2-	23.099	109.2	29.338	13.839	117.7	13.487	28.035	87.9	1:47.798	83.06	2.264	11:19:08.081
3-	23.012	108.5	28.959	13.758	118.7	13.502	28.116	89.2	1:47.347	83.41	1.813	11:20:55.428
4-	23.050	111.6	28.578	13.494	118.7	13.265	27.525	89.7	1:45.912 (3)	84.54	0.378	11:22:41.340
5-	22.928	108.0	28.853	13.845	116.3	13.754	28.110	88.1	1:47.490	83.30	1.956	11:24:28.830
6-	23.077	111.6	28.501	13.585	117.5	13.205	27.582	89.5	1:45.950	84.51	0.416	11:26:14.780
7-	23.019	109.1	28.890	13.570	119.6	13.416	27.786	89.3	1:46.681	83.93	1.147	11:28:01.461
8-	23.079	108.7	28.633	13.581	118.1	13.688	27.644	89.5	1:46.625	83.98	1.091	11:29:48.086
9-	22.837	108.7	28.993	13.708	116.7	13.228	27.885	89.3	1:46.651	83.96	1.117	11:31:34.737
10-	22.695	111.1	28.785	13.664	116.7	13.704	27.722	88.5	1:46.570	84.02	1.036	11:33:21.307
11-	22.857	108.2	28.795	13.712	117.3	13.697	27.270	89.1	1:46.331	84.21	0.797	11:35:07.638
12-	22.634	108.9	28.516	13.594	118.9	13.304	27.752	88.3	1:45.800 (2)	84.63	0.266	11:36:53.438
13-	22.736	110.7	28.506	13.725	116.7	13.243	27.324	88.3	1:45.534 (1)	84.84		11:38:38.972
14-	22.888	110.0	28.680	13.780	114.7	13.222	27.907	87.7	1:46.477	84.09	0.943	11:40:25.449
15-	22.986	108.9	28.903	14.129	115.3	13.168	27.390	88.6	1:46.576	84.01	1.042	11:42:12.025

P15 44		Lucas HILL					Honda - Ashcourt Racing					
IDEAL LAP TIME : 1:44.839		BEST LAP TIME : 1:45.770					DIFFERENCE : 0.931					
LAP	SECTOR 1	SECTOR 2	SECTOR 3	SECTOR 4	SECTOR 5	LAP TIME	MPH	DIFF	TIME OF DAY			
1-	102.4	29.957	13.858	120.0	14.187	28.699	89.3	1:56.121	77.11	10.351	11:17:20.481	
2-	23.122	105.3	29.419	14.074	117.3	13.402	27.914	89.0	1:47.931	82.96	2.161	11:19:08.412
3-	22.897	109.8	28.874	13.808	119.4	13.872	27.869	89.1	1:47.320	83.43	1.550	11:20:55.732
4-	23.330	108.4	29.013	13.586	119.1	13.284	27.866	89.0	1:47.079	83.62	1.309	11:22:42.811
5-	22.720	111.4	29.086	14.053	115.3	13.240	27.784	89.3	1:46.883	83.77	1.113	11:24:29.694
6-	22.715	112.5	28.522	13.473	119.4	13.558	27.608	89.0	1:45.876 (3)	84.57	0.106	11:26:15.570
7-	22.744	113.3	29.113	13.685	117.3	13.446	28.042	87.4	1:47.030	83.66	1.260	11:28:02.600
8-	22.984	110.7	28.656	13.650	115.5	13.335	27.583	88.5	1:46.208	84.31	0.438	11:29:48.808
9-	22.933	113.9	28.738	13.713	117.9	13.336	27.434	89.1	1:46.154	84.35	0.384	11:31:34.962
10-	22.632	110.5	28.883	13.495	119.4	13.404	27.356	88.5	1:45.770 (1)	84.65		11:33:20.732
11-	22.870	110.1	29.075	13.550	118.3	14.084	27.654	88.5	1:47.233	83.50	1.463	11:35:07.965
12-	22.490	110.7	28.859	13.684	118.5	13.337	27.442	89.1	1:45.812 (2)	84.62	0.042	11:36:53.777
13-	22.896	112.7	28.672	13.467	119.1	13.455	27.511	88.4	1:46.001	84.47	0.231	11:38:39.778
14-	22.762	109.1	28.905	13.534	118.5	13.393	27.712	89.2	1:46.306	84.23	0.536	11:40:26.084
15-	22.921	111.6	28.840	13.812	117.3	13.512	27.120	88.3	1:46.205	84.31	0.435	11:42:12.289

Weather / Track : Bright / Dry

Donington Park GP
 Circuit Length = 2.4873 miles
 Start: 11:15 Flag 11:41 End: 11:44

MCRCB BULLETIN TK290

2021 Bennetts British Superbike Championship - Round 10

2021 Honda British Talent Cup

RACE 2 - SECTOR ANALYSIS



SECTOR 1 = FL to I1, SECTOR 2 = I1 to I2, SECTOR 3 = I2 to I3, SECTOR 4 = I3 to I4, SECTOR 5 = I4 to FL, DIFF = Difference To Personal Best Lap, P = Crossed Finish Line in Pit Lane, D = Time Disallowed

P16 20		Maik DUIN					Honda - Ernst Dubbink Eveno Racing					
IDEAL LAP TIME : 1:45.402		BEST LAP TIME : 1:45.995					DIFFERENCE : 0.593					
LAP	SECTOR 1	SECTOR 2	SECTOR 3	SECTOR 4	SECTOR 5	LAP TIME	MPH	DIFF	TIME OF DAY			
1-		102.4	29.919	13.923	117.5	13.640	28.370	88.7	1:54.674	78.08	8.679	11:17:19.034
2-	23.474	104.5	28.957	13.771	116.5	13.674	28.202	88.6	1:48.078	82.85	2.083	11:19:07.112
3-	23.158	104.5	29.074	13.836	117.1	13.053	27.713	88.0	1:46.834	83.81	0.839	11:20:53.946
4-	23.225	114.1	28.934	13.883	115.7	13.116	27.854	88.7	1:47.012	83.67	1.017	11:22:40.958
5-	22.935	112.9	29.028	13.887	114.9	13.424	27.593	87.3	1:46.867	83.79	0.872	11:24:27.825
6-	23.206	114.1	28.729	13.723	114.3	13.450	27.668	88.0	1:46.776	83.86	0.781	11:26:14.601
7-	23.063	110.3	28.835	13.694	116.3	13.352	27.705	88.1	1:46.649	83.96	0.654	11:28:01.250
8-	22.926	108.4	28.624	13.709	116.7	13.575	27.446	88.1	1:46.280 (2)	84.25	0.285	11:29:47.530
9-	22.998	115.1	28.740	13.672	117.5	13.502	27.731	88.3	1:46.643	83.96	0.648	11:31:34.173
10-	22.865	112.4	28.611	13.916	113.5	13.410	27.516	88.4	1:46.318 (3)	84.22	0.323	11:33:20.491
11-	22.934	112.7	28.914	13.847	114.3	13.652	27.458	88.6	1:46.805	83.83	0.810	11:35:07.296
12-	22.845	112.2	28.987	13.727	115.7	13.492	27.709	89.2	1:46.760	83.87	0.765	11:36:54.056
13-	22.747	114.3	28.696	13.545	117.5	13.356	27.651	89.1	1:45.995 (1)	84.47		11:38:40.051
14-	23.250	112.5	28.700	13.674	115.7	13.217	27.711	88.4	1:46.552	84.03	0.557	11:40:26.603
15-	22.810	113.9	28.621	13.837	117.1	13.550	27.565	88.1	1:46.383	84.17	0.388	11:42:12.986

P17 40		Julian CORREA					Honda - Microlise Cresswell Racing					
IDEAL LAP TIME : 1:45.584		BEST LAP TIME : 1:45.918					DIFFERENCE : 0.334					
LAP	SECTOR 1	SECTOR 2	SECTOR 3	SECTOR 4	SECTOR 5	LAP TIME	MPH	DIFF	TIME OF DAY			
1-		105.8	29.723	13.661	119.4	13.740	28.783	91.0	1:53.763	78.71	7.845	11:17:18.123
2-	23.315	108.5	29.184	13.645	118.5	13.486	28.003	90.4	1:47.633	83.19	1.715	11:19:05.756
3-	23.423	109.4	28.874	13.633	118.7	13.284	27.956	89.2	1:47.170	83.55	1.252	11:20:52.926
4-	23.209	113.5	28.886	13.765	117.5	13.342	27.963	89.1	1:47.165	83.55	1.247	11:22:40.091
5-	23.140	112.4	29.057	13.718	116.9	13.394	27.736	89.2	1:47.045	83.65	1.127	11:24:27.136
6-	23.146	113.1	28.584	13.666	116.9	13.468	28.215	89.5	1:47.079	83.62	1.161	11:26:14.215
7-	23.138	113.5	28.876	13.686	115.9	13.164	27.541	89.2	1:46.405 (3)	84.15	0.487	11:28:00.620
8-	23.157	114.1	28.728	13.660	116.1	13.396	27.590	89.7	1:46.531	84.05	0.613	11:29:47.151
9-	23.143	114.5	28.595	13.794	115.9	13.505	27.620	89.4	1:46.657	83.95	0.739	11:31:33.808
10-	23.044	110.3	28.582	13.648	116.9	13.272	27.541	87.1	1:46.087 (2)	84.40	0.169	11:33:19.895
11-	23.160	107.7	29.140	13.772	115.3	13.329	27.520	89.5	1:46.921	83.74	1.003	11:35:06.816
12-	23.035	112.0	28.538	13.693	116.3	13.508	27.985	90.1	1:46.759	83.87	0.841	11:36:53.575
13-	22.870	113.7	28.761	13.492	119.8	13.190	27.605	90.3	1:45.918 (1)	84.54		11:38:39.493
14-	22.916	110.7	28.737	13.537	117.9	13.387	27.850	90.4	1:46.427	84.13	0.509	11:40:25.920
15-	22.913	108.9	28.756	13.978	116.7	13.599	28.053	87.7	1:47.299	83.45	1.381	11:42:13.219

P18 61		Harrison MACKAY					Honda - True Heroes Racing / Super Soco					
IDEAL LAP TIME : 1:45.612		BEST LAP TIME : 1:46.129					DIFFERENCE : 0.517					
LAP	SECTOR 1	SECTOR 2	SECTOR 3	SECTOR 4	SECTOR 5	LAP TIME	MPH	DIFF	TIME OF DAY			
1-		97.6	29.632	13.593	121.1	14.001	29.050	90.0	1:54.477	78.22	8.348	11:17:18.837
2-	23.511	106.6	28.914	13.563	118.5	13.799	28.742	90.1	1:48.529	82.50	2.400	11:19:07.366
3-	23.149	106.0	29.248	13.566	120.4	13.802	28.236	89.9	1:48.001	82.91	1.872	11:20:55.367
4-	23.270	107.3	29.136	13.586	119.4	13.426	28.335	88.1	1:47.753	83.10	1.624	11:22:43.120
5-	23.048	107.3	29.026	13.732	118.3	13.506	27.901	89.9	1:47.213	83.52	1.084	11:24:30.333
6-	23.328	107.7	29.306	13.667	116.9	13.360	27.732	89.7	1:47.393	83.38	1.264	11:26:17.726
7-	23.155	108.9	29.112	13.835	115.5	13.365	27.773	90.3	1:47.240	83.49	1.111	11:28:04.966
8-	22.953	109.8	29.072	13.691	116.7	13.605	27.616	90.3	1:46.937	83.73	0.808	11:29:51.903
9-	22.847	107.5	28.936	13.769	117.7	13.441	27.720	89.8	1:46.713	83.91	0.584	11:31:38.616
10-	22.921	108.5	28.659	13.663	118.3	13.459	27.787	89.5	1:46.489 (2)	84.08	0.360	11:33:25.105
11-	22.932	110.0	29.042	13.727	117.1	13.432	27.494	90.0	1:46.627 (3)	83.97	0.498	11:35:11.732
12-	22.704	110.0	28.967	13.610	117.5	13.192	27.656	90.3	1:46.129 (1)	84.37		11:36:57.861
13-	23.121	110.7	29.370	13.666	117.3	13.271	27.515	90.0	1:46.943	83.73	0.814	11:38:44.804
14-	22.860	108.4	28.980	13.721	116.1	13.339	27.942	89.4	1:46.842	83.81	0.713	11:40:31.646
15-	23.108	107.2	29.128	13.802	116.3	13.353	27.896	89.4	1:47.287	83.46	1.158	11:42:18.933

Weather / Track : Bright / Dry

Donington Park GP
Circuit Length = 2.4873 miles
Start: 11:15 Flag 11:41 End: 11:44

MCRCB BULLETIN TK290

2021 Bennetts British Superbike Championship - Round 10

2021 Honda British Talent Cup

RACE 2 - SECTOR ANALYSIS



SECTOR 1 = FL to I1, SECTOR 2 = I1 to I2, SECTOR 3 = I2 to I3, SECTOR 4 = I3 to I4, SECTOR 5 = I4 to FL, DIFF = Difference To Personal Best Lap, P = Crossed Finish Line in Pit Lane, D = Time Disallowed

P19 12		Josh BANNISTER					Honda - Dunsley Heat Racing					
IDEAL LAP TIME : 1:45.315		BEST LAP TIME : 1:45.715					DIFFERENCE : 0.400					
LAP	SECTOR 1	SECTOR 2	SECTOR 3	SECTOR 4	SECTOR 5	LAP TIME	MPH	DIFF	TIME OF DAY			
1-		97.3	30.125	13.880	119.6	13.697	28.896	89.1	1:56.391	76.93	10.676	11:17:20.751
2-	23.008	107.3	29.310	14.120	116.7	14.000	28.275	89.2	1:48.713	82.36	2.998	11:19:09.464
3-	23.268	106.8	28.835	13.543	118.3	13.167	28.081	89.3	1:46.894	83.76	1.179	11:20:56.358
4-	22.973	104.5	29.177	13.922	117.9	13.520	28.238	87.8	1:47.830	83.04	2.115	11:22:44.188
5-	23.073	104.8	29.601	13.932	115.5	13.276	27.768	88.4	1:47.650	83.18	1.935	11:24:31.838
6-	22.910	111.8	28.913	13.821	115.7	13.326	27.597	88.5	1:46.567	84.02	0.852	11:26:18.405
7-	22.809	113.9	29.049	13.692	117.1	13.342	27.407	88.4	1:46.299 (2)	84.23	0.584	11:28:04.704
8-	22.992	113.3	29.222	13.757	114.7	13.259	27.518	88.0	1:46.748	83.88	1.033	11:29:51.452
9-	22.897	109.8	28.783	13.863	114.1	13.281	27.892	86.9	1:46.716	83.90	1.001	11:31:38.168
10-	23.073	112.0	28.515	14.020	113.9	13.244	27.836	87.8	1:46.688	83.93	0.973	11:33:24.856
11-	22.904	113.9	28.906	13.790	114.3	13.234	27.567	88.3	1:46.401	84.15	0.686	11:35:11.257
12-	22.763	115.1	28.572	13.822	114.1	13.314	27.851	87.8	1:46.322 (3)	84.22	0.607	11:36:57.579
13-	22.843	114.1	28.514	13.717	114.5	13.088	27.553	88.0	1:45.715 (1)	84.70		11:38:43.294
14-	28.623	96.1	29.982	13.930	113.9	13.233	28.171	87.0	1:53.939	78.58	8.224	11:40:37.233
15-	23.055	111.8	29.174	13.856	114.5	13.353	28.167	86.5	1:47.605	83.21	1.890	11:42:24.838

P20 66		Rossi DOBSON					Honda - WM Racing					
IDEAL LAP TIME : 1:47.197		BEST LAP TIME : 1:47.547					DIFFERENCE : 0.350					
LAP	SECTOR 1	SECTOR 2	SECTOR 3	SECTOR 4	SECTOR 5	LAP TIME	MPH	DIFF	TIME OF DAY			
1-		98.5	30.519	13.963	120.0	13.597	28.978	89.2	1:55.642	77.43	8.095	11:17:20.002
2-	23.251	107.3	29.588	14.415	118.3	14.001	28.522	89.4	1:49.777	81.56	2.230	11:19:09.779
3-	23.247	106.1	29.361	13.903	117.9	13.454	28.082	88.5	1:48.047	82.87	0.500	11:20:57.826
4-	23.206	111.4	29.540	14.087	116.3	13.289	27.703	89.4	1:47.825	83.04	0.278	11:22:45.651
5-	23.130	110.7	29.346	13.984	117.5	13.438	28.287	89.0	1:48.185	82.76	0.638	11:24:33.836
6-	23.071	105.0	29.474	14.070	116.1	13.323	27.880	88.1	1:47.818 (3)	83.05	0.271	11:26:21.654
7-	23.052	109.6	29.446	14.013	114.5	13.400	27.902	89.0	1:47.813 (2)	83.05	0.266	11:28:09.467
8-	23.103	106.0	29.414	14.039	115.7	13.360	27.920	87.4	1:47.836	83.03	0.289	11:29:57.303
9-	23.068	107.3	29.336	14.158	115.1	13.405	27.929	87.2	1:47.896	82.99	0.349	11:31:45.199
10-	23.157	111.8	29.436	14.260	114.3	13.428	27.772	88.3	1:48.053	82.87	0.506	11:33:33.252
11-	23.327	105.6	29.568	14.183	114.9	13.262	27.817	88.5	1:48.157	82.79	0.610	11:35:21.409
12-	23.204	108.0	29.546	14.136	114.7	13.434	27.855	87.8	1:48.175	82.77	0.628	11:37:09.584
13-	23.081	107.0	29.556	14.080	114.3	13.401	28.080	87.9	1:48.198	82.75	0.651	11:38:57.782
14-	23.213	104.5	29.523	14.289	114.7	13.247	27.866	88.3	1:48.138	82.80	0.591	11:40:45.920
15-	23.063	113.5	29.292	14.188	115.7	13.288	27.716	88.3	1:47.547 (1)	83.26		11:42:33.467

P21 99		Peter WILLIS					Honda - WM Racing					
IDEAL LAP TIME : 1:47.490		BEST LAP TIME : 1:47.984					DIFFERENCE : 0.494					
LAP	SECTOR 1	SECTOR 2	SECTOR 3	SECTOR 4	SECTOR 5	LAP TIME	MPH	DIFF	TIME OF DAY			
1-		90.6	30.731	13.950	119.1	14.136	28.840	89.7	1:57.386	76.28	9.402	11:17:21.746
2-	23.638	103.7	29.416	13.872	117.3	13.758	28.712	89.4	1:49.396	81.85	1.412	11:19:11.142
3-	23.373	104.2	29.656	13.933	117.5	13.545	28.376	89.9	1:48.883	82.23	0.899	11:21:00.025
4-	23.420	105.1	29.576	13.982	115.5	13.615	28.109	89.3	1:48.702	82.37	0.718	11:22:48.727
5-	23.282	107.2	29.734	14.092	115.1	13.482	28.166	88.7	1:48.756	82.33	0.772	11:24:37.483
6-	23.363	103.8	29.261	14.088	114.7	13.623	28.024	89.0	1:48.359 (3)	82.63	0.375	11:26:25.842
7-	23.651	105.3	29.334	14.040	115.9	13.519	27.891	88.8	1:48.435	82.57	0.451	11:28:14.277
8-	23.276	104.0	29.236	13.901	114.9	13.788	28.351	89.4	1:48.552	82.49	0.568	11:30:02.829
9-	23.389	106.6	29.516	14.120	115.1	13.808	28.219	88.3	1:49.052	82.11	1.068	11:31:51.881
10-	23.347	103.4	29.324	14.183	115.3	13.629	28.098	88.1	1:48.581	82.46	0.597	11:33:40.462
11-	23.398	100.0	29.343	13.990	115.3	13.380	27.873	89.7	1:47.984 (1)	82.92		11:35:28.446
12-	23.413	106.5	29.329	14.038	113.9	14.399	28.204	87.7	1:49.383	81.86	1.399	11:37:17.829
13-	23.243	104.2	29.657	14.139	114.1	13.593	27.982	89.7	1:48.614	82.44	0.630	11:39:06.443
14-	23.330	102.6	29.428	14.104	114.9	13.453	28.400	88.4	1:48.715	82.36	0.731	11:40:55.158
15-	23.330	106.6	29.122	14.089	115.5	13.538	28.237	89.1	1:48.316 (2)	82.66	0.332	11:42:43.474

Weather / Track : Bright / Dry

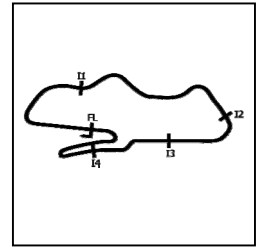
Donington Park GP
Circuit Length = 2.4873 miles
Start: 11:15 Flag 11:41 End: 11:44

MCRCB BULLETIN TK290

2021 Bennetts British Superbike Championship - Round 10

2021 Honda British Talent Cup

RACE 2 - SECTOR ANALYSIS



SECTOR 1 = FL to I1, SECTOR 2 = I1 to I2, SECTOR 3 = I2 to I3, SECTOR 4 = I3 to I4, SECTOR 5 = I4 to FL, DIFF = Difference To Personal Best Lap, P = Crossed Finish Line in Pit Lane, D = Time Disallowed

P22 21		Troy JEFFREY					Honda - Stiggymotorsport					
IDEAL LAP TIME : 1:46.983		BEST LAP TIME : 1:47.933					DIFFERENCE : 0.950					
LAP	SECTOR 1	SECTOR 2	SECTOR 3	SECTOR 4	SECTOR 5	LAP TIME	MPH	DIFF	TIME OF DAY			
1-		101.0	29.862	13.842	120.9	13.725	28.897	90.5	1:55.034	77.84	7.101	11:17:19.394
2-	23.284	100.4	29.256	13.725	120.0	13.663	28.639	89.7	1:48.567 (3)	82.47	0.634	11:19:07.961
3-	22.985	109.2	28.923	13.998	119.4	14.040	27.987	90.6	1:47.933 (1)	82.96		11:20:55.894
4-	22.965	107.3	29.545	13.907	119.6	13.455	28.251	89.3	1:48.123 (2)	82.81	0.190	11:22:44.017
5-	23.079	107.3	29.797	13.946	118.9	14.118	28.721	89.5	1:49.661	81.65	1.728	11:24:33.678
6-	23.399	97.8	29.644	13.897	117.9	13.917	28.660	88.4	1:49.517	81.76	1.584	11:26:23.195
7-	23.345	107.7	29.661	14.016	117.3	13.749	28.547	88.5	1:49.318	81.91	1.385	11:28:12.513
8-	23.691	102.6	29.749	14.161	113.7	14.006	28.484	89.7	1:50.091	81.33	2.158	11:30:02.604
9-	23.284	107.7	29.641	14.105	115.7	13.862	28.276	86.7	1:49.168	82.02	1.235	11:31:51.772
10-	23.316	106.1	29.298	14.096	115.9	13.614	28.259	88.6	1:48.583	82.46	0.650	11:33:40.355
11-	23.309	103.2	30.132	14.072	117.3	13.543	28.361	89.3	1:49.417	81.83	1.484	11:35:29.772
12-	23.289	99.1	29.962	14.125	115.9	13.873	28.066	89.2	1:49.315	81.91	1.382	11:37:19.087
13-	23.192	107.3	29.313	14.117	117.1	13.966	28.512	89.0	1:49.100	82.07	1.167	11:39:08.187
14-	23.364	101.8	29.325	14.355	115.7	13.383	28.246	89.1	1:48.673	82.39	0.740	11:40:56.860
15-	23.330	108.0	29.354	14.033	117.1	13.617	28.502	87.9	1:48.836	82.27	0.903	11:42:45.696

P23 64		Clayton EDMUNDS					Honda - MJL Racing					
IDEAL LAP TIME : 1:46.835		BEST LAP TIME : 1:47.576					DIFFERENCE : 0.741					
LAP	SECTOR 1	SECTOR 2	SECTOR 3	SECTOR 4	SECTOR 5	LAP TIME	MPH	DIFF	TIME OF DAY			
1-		98.8	30.676	14.137	119.6	13.647	28.927	89.9	1:56.756	76.69	9.180	11:17:21.116
2-	23.106	103.8	29.202	13.870	118.1	13.789	28.268	87.3	1:48.235	82.73	0.659	11:19:09.351
3-	23.303	104.5	29.191	13.651	120.0	13.257	28.210	90.1	1:47.612 (2)	83.21	0.036	11:20:56.963
4-	23.186	107.0	29.503	13.790	118.5	13.429	28.193	89.2	1:48.101 (3)	82.83	0.525	11:22:45.064
5-	22.826	106.1	29.228	13.938	118.3	13.934	28.191	88.7	1:48.117	82.82	0.541	11:24:33.181
6-	23.100	105.3	29.173	13.809	117.3	13.403	28.091	89.0	1:47.576 (1)	83.23		11:26:20.757
7-	23.427	98.9	29.072	14.140	113.9	13.659	28.140	89.3	1:48.438	82.57	0.862	11:28:09.195
8-	23.280	102.6	29.625	13.989	116.7	13.542	28.029	90.0	1:48.465	82.55	0.889	11:29:57.660
9-	23.361	101.5	29.363	14.022	115.1	13.452	29.470	86.0	1:49.668	81.65	2.092	11:31:47.328
10-	23.455	102.9	29.434	14.102	113.7	13.521	28.580	88.5	1:49.092	82.08	1.516	11:33:36.420
11-	23.346	104.0	30.561	14.153	113.7	13.714	28.594	89.0	1:50.368	81.13	2.792	11:35:26.788
12-	23.549	100.3	30.220	14.191	113.5	13.781	28.530	89.0	1:50.271	81.20	2.695	11:37:17.059
13-	23.757	96.5	30.254	14.391	110.1	13.804	28.488	89.8	1:50.694	80.89	3.118	11:39:07.753
14-	23.650	98.2	29.724	14.195	114.5	13.612	28.423	88.4	1:49.604	81.69	2.028	11:40:57.357
15-	23.953	94.6	30.031	13.984	114.9	13.714	28.255	89.2	1:49.937	81.45	2.361	11:42:47.294

P24 65		Alexander ROWAN					Honda - Victoria House Mortimer Racing					
IDEAL LAP TIME : 1:46.015		BEST LAP TIME : 1:46.265					DIFFERENCE : 0.250					
LAP	SECTOR 1	SECTOR 2	SECTOR 3	SECTOR 4	SECTOR 5	LAP TIME	MPH	DIFF	TIME OF DAY			
1-	OUTLAP	102.1	30.099	14.060	117.9	13.997	29.348	89.1	2:19.094	64.37	32.829	11:17:43.454
2-	23.620	97.3	29.501	13.938	117.7	13.702	28.661	89.2	1:49.422	81.83	3.157	11:19:32.876
3-	23.375	104.8	29.291	13.874	118.1	13.612	28.526	89.8	1:48.678	82.39	2.413	11:21:21.554
4-	23.291	107.5	29.218	13.856	117.9	13.459	28.058	89.9	1:47.882	83.00	1.617	11:23:09.436
5-	22.917	107.7	28.932	13.981	117.5	13.386	28.073	89.2	1:47.289	83.46	1.024	11:24:56.725
6-	22.956	106.5	29.007	13.851	117.5	13.330	27.702	89.7	1:46.846	83.80	0.581	11:26:43.571
7-	22.879	107.2	28.873	13.908	117.5	13.301	27.911	90.0	1:46.872	83.78	0.607	11:28:30.443
8-	22.855	108.2	28.919	13.751	117.9	13.183	27.557	90.3	1:46.265 (1)	84.26		11:30:16.708
9-	22.731	107.0	29.053	13.766	117.5	13.283	27.780	90.1	1:46.613	83.99	0.348	11:32:03.321
10-	22.882	104.0	28.873	13.677	118.3	13.525	29.805	85.4	1:48.762	82.33	2.497	11:33:52.083
11-	23.231	100.0	29.382	13.693	118.3	13.215	27.907	89.8	1:47.428	83.35	1.163	11:35:39.511
12-	23.530	98.8	29.107	13.913	116.5	13.432	27.892	89.5	1:47.874	83.00	1.609	11:37:27.385
13-	22.753	108.4	29.072	13.781	117.3	14.946	27.755	90.3	1:48.307	82.67	2.042	11:39:15.692
14-	22.907	106.0	28.876	13.813	117.5	13.177	27.794	89.5	1:46.567 (3)	84.02	0.302	11:41:02.259
15-	22.884	104.3	28.877	13.721	118.1	13.366	27.704	90.3	1:46.552 (2)	84.03	0.287	11:42:48.811

Weather / Track : Bright / Dry

Donington Park GP
 Circuit Length = 2.4873 miles
 Start: 11:15 Flag 11:41 End: 11:44



SECTOR 1 = FL to I1, SECTOR 2 = I1 to I2, SECTOR 3 = I2 to I3, SECTOR 4 = I3 to I4, SECTOR 5 = I4 to FL, DIFF = Difference To Personal Best Lap, P = Crossed Finish Line in Pit Lane, D = Time Disallowed

P25 22		Anthony EAGLE					Honda - Microlise Cresswell Racing					
IDEAL LAP TIME : 1:48.217		BEST LAP TIME : 1:48.741					DIFFERENCE : 0.524					
LAP	SECTOR 1	SECTOR 2	SECTOR 3	SECTOR 4	SECTOR 5	LAP TIME	MPH	DIFF	TIME OF DAY			
1-		99.4	30.641	14.206	117.7	14.102	29.716	86.7	1:57.832	75.99	9.091	11:17:22.192
2-	23.655	106.3	29.799	14.297	113.5	13.814	29.214	86.0	1:50.779	80.83	2.038	11:19:12.971
3-	23.492	108.5	29.700	14.332	113.1	13.747	28.869	85.9	1:50.140	81.30	1.399	11:21:03.111
4-	23.727	107.3	29.342	14.248	112.4	13.722	28.776	85.8	1:49.815	81.54	1.074	11:22:52.926
5-	23.364	110.0	29.598	14.393	111.8	13.649	28.663	86.0	1:49.667	81.65	0.926	11:24:42.593
6-	23.633	103.5	29.409	14.217	111.6	13.652	28.861	85.9	1:49.772	81.57	1.031	11:26:32.365
7-	23.364	106.5	29.284	14.283	111.1	13.585	28.739	86.3	1:49.255	81.95	0.514	11:28:21.620
8-	23.422	107.3	29.402	14.182	111.4	13.842	28.464	86.3	1:49.312	81.91	0.571	11:30:10.932
9-	23.269	105.1	29.537	14.242	111.8	13.654	28.426	86.1	1:49.128	82.05	0.387	11:32:00.060
10-	23.267	109.4	29.517	14.042	112.9	13.842	28.580	86.7	1:49.248	81.96	0.507	11:33:49.308
11-	23.366	106.3	29.739	14.262	112.9	13.965	28.582	86.7	1:49.914	81.46	1.173	11:35:39.222
12-	23.343	109.6	29.341	14.341	110.1	13.635	28.081	86.2	1:48.741 (1)	82.34		11:37:27.963
13-	23.409	108.5	29.270	14.147	111.4	13.745	28.441	84.5	1:49.012	82.14	0.271	11:39:16.975
14-	23.452	107.5	29.242	14.160	111.6	13.623	28.423	85.5	1:48.900 (2)	82.22	0.159	11:41:05.875
15-	23.336	108.4	29.513	14.140	111.2	13.649	28.299	86.0	1:48.937 (3)	82.19	0.196	11:42:54.812

P26 51		Holly HARRIS					Honda - MJL Racing					
IDEAL LAP TIME : 1:48.113		BEST LAP TIME : 1:48.441					DIFFERENCE : 0.328					
LAP	SECTOR 1	SECTOR 2	SECTOR 3	SECTOR 4	SECTOR 5	LAP TIME	MPH	DIFF	TIME OF DAY			
1-		97.5	30.880	14.016	118.7	14.212	29.494	87.0	1:58.678	75.45	10.237	11:17:23.038
2-	23.821	102.7	29.833	13.983	116.9	13.823	29.092	87.3	1:50.552	80.99	2.111	11:19:13.590
3-	23.456	110.3	29.703	13.936	117.7	13.978	28.811	87.9	1:49.884	81.49	1.443	11:21:03.474
4-	23.714	103.8	29.505	13.961	116.1	13.871	28.789	87.6	1:49.840	81.52	1.399	11:22:53.314
5-	23.313	108.9	29.634	14.066	115.5	13.955	28.631	87.4	1:49.599	81.70	1.158	11:24:42.913
6-	23.559	103.0	29.539	13.923	116.1	13.814	28.922	87.8	1:49.757	81.58	1.316	11:26:32.670
7-	23.371	106.1	29.434	13.890	116.1	13.805	28.714	88.0	1:49.214	81.99	0.773	11:28:21.884
8-	23.352	110.3	29.535	13.891	115.3	13.596	28.097	87.9	1:48.471 (2)	82.55	0.030	11:30:10.355
9-	23.290	108.7	29.729	14.059	114.5	13.828	28.412	87.3	1:49.318	81.91	0.877	11:31:59.673
10-	23.320	108.0	29.603	14.000	114.5	13.859	28.638	87.3	1:49.420	81.83	0.979	11:33:49.093
11-	23.495	105.1	29.667	14.217	115.1	14.099	28.466	86.4	1:49.944	81.44	1.503	11:35:39.037
12-	23.775	105.3	29.703	14.039	115.5	13.958	28.173	87.9	1:49.648	81.66	1.207	11:37:28.685
13-	23.312	105.6	29.538	13.931	115.5	13.858	28.300	88.4	1:48.939 (3)	82.19	0.498	11:39:17.624
14-	23.244	109.4	29.286	13.893	115.7	13.804	28.214	87.8	1:48.441 (1)	82.57		11:41:06.065
15-	23.365	107.2	29.852	13.947	116.5	13.794	28.125	87.7	1:49.083	82.08	0.642	11:42:55.148

P27 71		Daniel GOODMAN					Honda - MLav VisionTrack Academy					
IDEAL LAP TIME : 1:49.853		BEST LAP TIME : 1:50.581					DIFFERENCE : 0.728					
LAP	SECTOR 1	SECTOR 2	SECTOR 3	SECTOR 4	SECTOR 5	LAP TIME	MPH	DIFF	TIME OF DAY			
1-		92.6	30.635	14.075	116.7	14.293	29.743	87.7	1:59.378	75.00	8.797	11:17:23.738
2-	24.281	96.8	29.844	13.930	114.3	13.761	28.765	88.0	1:50.581 (1)	80.97		11:19:14.319
3-	23.727	101.5	30.576	14.050	113.3	13.934	28.604	86.5	1:50.891 (2)	80.75	0.310	11:21:05.210
4-	24.127	95.5	30.330	14.167	112.7	14.044	28.732	86.9	1:51.400	80.38	0.819	11:22:56.610
5-	24.067	98.3	30.390	14.286	111.8	14.069	28.886	85.5	1:51.698	80.16	1.117	11:24:48.308
6-	24.172	98.6	30.148	14.306	111.2	14.175	28.844	86.9	1:51.645	80.20	1.064	11:26:39.953
7-	24.014	99.2	30.856	14.608	111.2	13.898	29.216	87.3	1:52.592	79.53	2.011	11:28:32.545
8-	24.021	102.1	29.919	14.342	111.2	14.231	28.591	87.7	1:51.104 (3)	80.59	0.523	11:30:23.649
9-	24.338	97.9	30.860	14.689	110.3	14.222	29.106	85.4	1:53.215	79.09	2.634	11:32:16.864
10-	24.147	99.7	30.350	14.405	110.7	14.301	29.208	84.4	1:52.411	79.65	1.830	11:34:09.275
11-	24.158	98.9	30.786	14.580	111.2	14.297	29.278	84.6	1:53.099	79.17	2.518	11:36:02.374
12-	24.280	99.2	31.010	14.463	110.1	14.302	29.831	83.6	1:53.886	78.62	3.305	11:37:56.260
13-	24.633	96.4	31.355	15.237	112.4	16.068	30.364	82.6	1:57.657	76.10	7.076	11:39:53.917
14-	24.275	98.6	30.325	14.719	108.5	14.111	29.213	85.8	1:52.643	79.49	2.062	11:41:46.560

MCRCB BULLETIN TK290

2021 Bennetts British Superbike Championship - Round 10

2021 Honda British Talent Cup

RACE 2 - SECTOR ANALYSIS



SECTOR 1 = FL to I1, SECTOR 2 = I1 to I2, SECTOR 3 = I2 to I3, SECTOR 4 = I3 to I4, SECTOR 5 = I4 to FL, DIFF = Difference To Personal Best Lap, P = Crossed Finish Line in Pit Lane, D = Time Disallowed

P28 24		Cormac BUCHANAN					Honda - Microlise Cresswell Racing					
IDEAL LAP TIME : 1:43.076		BEST LAP TIME : 1:43.622					DIFFERENCE : 0.546					
LAP	SECTOR 1	SECTOR 2	SECTOR 3	SECTOR 4	SECTOR 5	LAP TIME	MPH	DIFF	TIME OF DAY			
1-		112.9	28.357	13.429	117.9	13.205	27.689	86.4	1:48.543	82.49	4.921	11:17:12.903
2-	23.171	111.4	28.162	13.653	115.5	13.330	27.318	88.3	1:45.634	84.76	2.012	11:18:58.537
3-	22.650	113.3	27.965	13.471	117.5	13.025	27.224	87.8	1:44.335	85.82	0.713	11:20:42.872
4-	22.656	116.5	27.997	13.536	116.7	12.959	27.087	88.4	1:44.235	85.90	0.613	11:22:27.107
5-	22.628	114.1	27.810	13.504	116.5	12.989	27.137	88.0	1:44.068	86.04	0.446	11:24:11.175
6-	22.716	113.9	28.191	13.622	115.5	12.901	26.932	88.4	1:44.362	85.80	0.740	11:25:55.537
7-	22.515	114.1	27.769	13.556	115.9	12.984	27.118	88.5	1:43.942	86.14	0.320	11:27:39.479
8-	22.657	105.6	28.071	13.522	118.1	12.895	27.013	89.1	1:44.158	85.96	0.536	11:29:23.637
9-	22.534	112.9	28.002	13.623	116.5	12.805	27.062	88.4	1:44.026	86.07	0.404	11:31:07.663
10-	22.569	113.7	28.033	13.501	116.5	12.752	26.767	88.6	1:43.622 (1)	86.41		11:32:51.285
11-	22.436	112.2	28.088	13.493	116.1	12.849	27.114	89.1	1:43.980	86.11	0.358	11:34:35.265
12-	22.416	113.7	27.712	13.587	115.9	12.978	26.930	88.0	1:43.623 (2)	86.41	0.001	11:36:18.888
13-	22.427	113.9	27.965	13.642	115.7	12.912	26.950	88.5	1:43.896 (3)	86.18	0.274	11:38:02.784

P29 29		Lucas BROWN					Honda - Amphibian Scaffolding / SP125 Racing					
IDEAL LAP TIME : 1:43.755		BEST LAP TIME : 1:44.138					DIFFERENCE : 0.383					
LAP	SECTOR 1	SECTOR 2	SECTOR 3	SECTOR 4	SECTOR 5	LAP TIME	MPH	DIFF	TIME OF DAY			
1-		113.1	28.438	13.547	120.4	13.718	27.800	89.4	1:50.326	81.16	6.188	11:17:14.686
2-	22.581	112.9	27.984	13.422	118.9	13.136	27.346	88.8	1:44.469	85.71	0.331	11:18:59.155
3-	22.399	113.3	27.993	13.313	121.5	13.068	27.389	90.1	1:44.162 (2)	85.96	0.024	11:20:43.317
4-	22.479	115.1	28.242	13.438	118.7	13.182	27.281	89.2	1:44.622	85.58	0.484	11:22:27.939
5-	22.515	114.1	27.870	13.568	117.5	13.025	27.160	89.1	1:44.138 (1)	85.98		11:24:12.077
6-	22.478	114.1	27.984	13.438	118.1	13.281	27.148	88.7	1:44.329 (3)	85.82	0.191	11:25:56.406
7-	22.565	113.5	28.076	13.588	115.3	13.193	27.310	88.6	1:44.732	85.49	0.594	11:27:41.138
8-	22.849	109.4	28.199	13.583	116.1	13.372	27.322	89.4	1:45.325	85.01	1.187	11:29:26.463

P30 33		JJ CUNNINGHAM					Honda - Thorneycroft56 / JCRsupersport					
IDEAL LAP TIME : 1:46.096		BEST LAP TIME : 1:46.885					DIFFERENCE : 0.789					
LAP	SECTOR 1	SECTOR 2	SECTOR 3	SECTOR 4	SECTOR 5	LAP TIME	MPH	DIFF	TIME OF DAY			
1-		103.8	29.440	13.912	117.7	13.726	28.881	87.8	1:53.588	78.83	6.703	11:17:17.948
2-	23.172	113.9	28.806	13.982	115.7	13.405	28.275	87.4	1:47.640 (3)	83.18	0.755	11:19:05.588
3-	23.349	111.6	28.696	13.883	115.9	13.455	28.303	87.3	1:47.686	83.15	0.801	11:20:53.274
4-	23.200	111.6	28.751	13.877	116.3	13.581	27.998	87.8	1:47.407 (2)	83.36	0.522	11:22:40.681
5-	23.361	108.7	28.932	13.935	118.3	13.565	27.970	87.0	1:47.763	83.09	0.878	11:24:28.444
6-	23.225	113.7	28.575	13.747	116.9	13.530	27.808	88.6	1:46.885 (1)	83.77		11:26:15.329

P31 55		Harrison DESSOY					Honda - Thorneycroft56 Racing					
IDEAL LAP TIME : 1:46.804		BEST LAP TIME : 1:47.306					DIFFERENCE : 0.502					
LAP	SECTOR 1	SECTOR 2	SECTOR 3	SECTOR 4	SECTOR 5	LAP TIME	MPH	DIFF	TIME OF DAY			
1-		104.8	29.235	13.926	115.7	13.991	28.809	87.9	1:53.110	79.16	5.804	11:17:17.470
2-	23.483	112.9	29.367	14.141	112.4	13.601	28.506	87.6	1:49.098	82.07	1.792	11:19:06.568
3-	23.271	110.3	29.129	13.773	116.1	13.270	27.863	87.4	1:47.306 (1)	83.44		11:20:53.874
4-	23.127	113.3	28.992	13.739	116.7	13.164	28.328	87.9	1:47.350 (2)	83.41	0.044	11:22:41.224
5-	23.270	106.0	29.163	13.658	116.7	13.890	28.286	87.9	1:48.267 (3)	82.70	0.961	11:24:29.491
6-	23.704	105.6	31.251	16.737	78.7	16.315	IN PIT		1:57.285 P	76.34	9.979	11:26:26.776

P32 34		James COOK					Honda - Wilson Racing					
IDEAL LAP TIME : 1:45.078		BEST LAP TIME : 1:45.574					DIFFERENCE : 0.496					
LAP	SECTOR 1	SECTOR 2	SECTOR 3	SECTOR 4	SECTOR 5	LAP TIME	MPH	DIFF	TIME OF DAY			
1-		113.5	28.598	13.638	118.9	13.204	28.090	88.4	1:49.959	81.43	4.385	11:17:14.319
2-	22.795	110.5	27.976	13.575	117.5	13.448	27.780	88.8	1:45.574 (1)	84.81		11:18:59.893
3-	22.619	114.5	28.152	13.827	116.1	13.128	28.182	85.8	1:45.908 (2)	84.54	0.334	11:20:45.801
4-	23.364	106.3	29.294	14.030	114.3	13.658	29.873	73.9	1:50.219 (3)	81.24	4.645	11:22:36.020
5-	25.840	96.2	32.148	16.188	90.5	16.396	IN PIT		1:59.651 P	74.83	14.077	11:24:35.671

Weather / Track : Bright / Dry

Donington Park GP
Circuit Length = 2.4873 miles
Start: 11:15 Flag 11:41 End: 11:44

MCRCB BULLETIN TK291

2021 Bennetts British Superbike Championship - Round 10

2021 Honda British Talent Cup

RACE 2 - BEST SECTORS

POS	SECTOR 1		SECTOR 2		SECTOR 3		SECTOR 4		SECTOR 5		IDEAL / BEST COMPARISON											
	NO	TIME	NO	TIME	NO	TIME	NO	TIME	NO	TIME	POS	NO	NAME	IDEAL	BEST	DIFF						
														PERFECT LAP	1:41.820							
1	57	GAR	22.005	67	O'G	27.436	57	GAR	13.276	9	STU	12.569	52	BEL	26.534	1	67	O'GORMAN	1:42.350	1:42.666	0.316	
2	67	O'G	22.145	7	LYO	27.541	23	STE	13.310	67	O'G	12.636	9	STU	26.736	2	57	GARNESS	1:42.509	1:43.370	0.861	
3	52	BEL	22.208	74	BRO	27.548	29	BRO	13.313	74	BRO	12.668	24	BUC	26.767	3	74	BROWN	1:42.692	1:43.288	0.596	
4	23	STE	22.272	23	STE	27.630	67	O'G	13.340	7	LYO	12.696	74	BRO	26.780	4	52	BELFORD	1:42.728	1:43.234	0.506	
5	9	STU	22.298	15	CRO	27.634	74	BRO	13.366	57	GAR	12.720	67	O'G	26.793	5	7	LYONS	1:43.001	1:43.307	0.306	
6	53	VEI	22.326	57	GAR	27.666	7	LYO	13.384	24	BUC	12.752	53	VEI	26.821	6	23	STEPHENSON	1:43.043	1:43.614	0.571	
7	74	BRO	22.330	24	BUC	27.712	52	BEL	13.396	52	BEL	12.754	57	GAR	26.842	7	24	BUCHANAN	1:43.076	1:43.622	0.546	
8	7	LYO	22.343	52	BEL	27.836	41	HOP	13.397	23	STE	12.840	79	McC	26.892	8	9	STUART-CAMPBELL	1:43.196	1:43.455	0.259	
9	29	BRO	22.399	29	BRO	27.870	15	CRO	13.424	79	McC	12.884	23	STE	26.991	9	29	BROWN	1:43.755	1:44.138	0.383	
10	24	BUC	22.416	37	TIN	27.939	24	BUC	13.429	96	BAN	12.898	7	LYO	27.037	10	15	CROSBY	1:43.792	1:44.238	0.446	
11	37	TIN	22.464	34	COO	27.976	44	HIL	13.467	29	BRO	13.025	15	CRO	27.108	11	79	McCABE	1:44.125	1:44.508	0.383	
12	44	HIL	22.490	96	BAN	27.994	40	COR	13.492	15	CRO	13.027	44	HIL	27.120	12	37	TINKER	1:44.163	1:44.599	0.436	
13	79	McC	22.552	9	STU	28.028	43	HIT	13.494	37	TIN	13.030	96	BAN	27.142	13	96	BANHAM	1:44.477	1:44.498	0.021	
14	15	CRO	22.599	79	McC	28.276	79	McC	13.521	20	DUI	13.053	37	TIN	27.147	14	53	VEIJER	1:44.532	1:45.053	0.521	
15	34	COO	22.619	43	HIT	28.501	4	MOU	13.540	12	BAN	13.088	29	BRO	27.148	15	44	HILL	1:44.839	1:45.770	0.931	
16	43	HIT	22.634	12	BAN	28.514	12	BAN	13.543	34	COO	13.128	41	HOP	27.157	16	43	HITCHCOCK	1:45.067	1:45.534	0.467	
17	61	MAC	22.704	44	HIL	28.522	20	DUI	13.545	33	CUN	13.143	43	HIT	27.270	17	41	HOPKINS	1:45.067	1:45.648	0.581	
18	65	ROW	22.731	40	COR	28.538	61	MAC	13.563	41	HOP	13.148	12	BAN	27.407	18	34	COOK	1:45.078	1:45.574	0.496	
19	41	HOP	22.745	53	VEI	28.550	9	STU	13.565	40	COR	13.164	20	DUI	27.446	19	12	BANNISTER	1:45.315	1:45.715	0.400	
20	20	DUI	22.747	33	CUN	28.575	34	COO	13.575	55	DES	13.164	61	MAC	27.494	20	20	DUIN	1:45.402	1:45.995	0.593	
21	12	BAN	22.763	20	DUI	28.611	37	TIN	13.583	43	HIT	13.168	40	COR	27.520	21	40	CORREA	1:45.584	1:45.918	0.334	
22	96	BAN	22.810	41	HOP	28.620	53	VEI	13.624	65	ROW	13.177	65	ROW	27.557	22	61	MACKAY	1:45.612	1:46.129	0.517	
23	33	CUN	22.825	61	MAC	28.659	96	BAN	13.633	61	MAC	13.192	66	DOB	27.703	23	65	ROWAN	1:46.015	1:46.265	0.250	
24	64	EDM	22.826	65	ROW	28.873	64	EDM	13.651	53	VEI	13.211	34	COO	27.780	24	33	CUNNINGHAM	1:46.096	1:46.885	0.789	
25	40	COR	22.870	21	JEF	28.923	55	DES	13.658	44	HIL	13.240	33	CUN	27.808	25	55	DESSOY	1:46.804	1:47.306	0.502	
26	21	JEF	22.965	55	DES	28.992	65	ROW	13.677	66	DOB	13.247	55	DES	27.863	26	64	EDMUNDS	1:46.835	1:47.576	0.741	
27	66	DOB	23.052	64	EDM	29.072	21	JEF	13.725	64	EDM	13.257	99	WIL	27.873	27	21	JEFFREY	1:46.983	1:47.933	0.950	
28	55	DES	23.127	99	WIL	29.122	33	CUN	13.745	99	WIL	13.380	21	JEF	27.987	28	66	DOBSON	1:47.197	1:47.547	0.350	
29	99	WIL	23.243	22	EAG	29.242	99	WIL	13.872	21	JEF	13.383	64	EDM	28.029	29	99	WILLIS	1:47.490	1:47.984	0.494	
30	51	HAR	23.244	51	HAR	29.286	51	HAR	13.890	22	EAG	13.585	22	EAG	28.081	30	51	HARRIS	1:48.113	1:48.441	0.328	
31	22	EAG	23.267	66	DOB	29.292	66	DOB	13.903	51	HAR	13.596	51	HAR	28.097	31	22	EAGLE	1:48.217	1:48.741	0.524	
32	71	GOO	23.727	4	MOU	29.597	71	GOO	13.930	71	GOO	13.761	71	GOO	28.591	32	71	GOODMAN	1:49.853	1:50.581	0.728	
33				71	GOO	29.844	22	EAG	14.042	4	MOU	13.937										
34																						

Weather / Track : Bright / Dry

Results can be found at www.tsl-timing.com

Donington Park GP

Circuit Length = 2.4873 miles

Start: 11:15 Flag 11:41 End: 11:44

Printed - 11:47 Sunday, 03 October 2021

MCRCB BULLETIN TK292**2021 Bennetts British Superbike Championship - Round 10****2021 Honda British Talent Cup****RACE 2 - BEST SPEEDS**

POS	INTERMEDIATE 1		INTERMEDIATE 2		INTERMEDIATE 3		INTERMEDIATE 4		FINISH LINE	
	NO	NAME MPH	NO	NAME MPH	NO	NAME MPH	NO	NAME MPH	NO	NAME MPH
1	74	BROWN 120.0			57	GARNESS 123.3			57	GARNESS 93.8
2	15	CROSBY 118.7			9	STUART-CAMPBELL 121.7			53	VEIJER 91.6
3	7	LYONS 118.5			29	BROWN 121.5			9	STUART-CAMPBELL 91.5
4	57	GARNESS 118.5			61	MACKAY 121.1			40	CORREA 91.0
5	67	O'GORMAN 117.9			21	JEFFREY 120.9			79	McCABE 90.8
6	9	STUART-CAMPBELL 117.3			52	BELFORD 120.6			21	JEFFREY 90.6
7	52	BELFORD 116.7			79	McCABE 120.6			67	O'GORMAN 90.4
8	23	STEPHENSON 116.7			53	VEIJER 120.6			52	BELFORD 90.3
9	37	TINKER 116.5			37	TINKER 120.0			61	MACKAY 90.3
10	24	BUCHANAN 116.5			44	HILL 120.0			65	ROWAN 90.3
11	20	DUIN 115.1			66	DOBSON 120.0			64	EDMUNDS 90.1
12	12	BANNISTER 115.1			64	EDMUNDS 120.0			29	BROWN 90.1
13	29	BROWN 115.1			67	O'GORMAN 119.8			23	STEPHENSON 90.0
14	96	BANHAM 114.7			40	CORREA 119.8			41	HOPKINS 89.9
15	40	CORREA 114.5			74	BROWN 119.6			99	WILLIS 89.9
16	34	COOK 114.5			43	HITCHCOCK 119.6			37	TINKER 89.7
17	44	HILL 113.9			12	BANNISTER 119.6			43	HITCHCOCK 89.7
18	33	CUNNINGHAM 113.9			23	STEPHENSON 119.4			66	DOBSON 89.4
19	41	HOPKINS 113.5			41	HOPKINS 119.4			44	HILL 89.3
20	66	DOBSON 113.5			99	WILLIS 119.1			12	BANNISTER 89.3
21	53	VEIJER 113.3			15	CROSBY 118.9			74	BROWN 89.2
22	55	DESSOY 113.3			34	COOK 118.9			20	DUIN 89.2
23	79	McCABE 112.9			51	HARRIS 118.7			24	BUCHANAN 89.1
24	43	HITCHCOCK 111.6			65	ROWAN 118.3			34	COOK 88.8
25	61	MACKAY 110.7			33	CUNNINGHAM 118.3			33	CUNNINGHAM 88.6
26	51	HARRIS 110.3			24	BUCHANAN 118.1			51	HARRIS 88.4
27	22	EAGLE 110.0			4	MOUNSEY 118.1			7	LYONS 88.0
28	21	JEFFREY 109.2			96	BANHAM 117.9			15	CROSBY 88.0
29	65	ROWAN 108.4			22	EAGLE 117.7			71	GOODMAN 88.0
30	4	MOUNSEY 107.8			20	DUIN 117.5			55	DESSOY 87.9
31	99	WILLIS 107.2			7	LYONS 117.1			96	BANHAM 86.9
32	64	EDMUNDS 107.0			71	GOODMAN 116.7			22	EAGLE 86.7
33	71	GOODMAN 102.1			55	DESSOY 116.7				
34										

Weather / Track : Bright / Dry

Results can be found at www.tsl-timing.comDonington Park GP
Circuit Length = 2.4873 miles
Start: 11:15 Flag 11:41 End: 11:44

Printed - 11:48 Sunday, 03 October 2021

MCRCB BULLETIN TK293

2021 Bennetts British Superbike Championship - Round 10

2021 Honda British Talent Cup

RACE 2 - STATISTICS

Competitors Started 33
Planned Start 2021-10-03 @ 11:15:00.000
Actual Start 2021-10-03 @ 11:15:24.360
Finish Time 2021-10-03 @ 11:41:15.664
Track Length 2.4873mi.
Total Laps 442
Total Distance Covered 1099.4082mi.

Session Fastest Lap History

NO	NAME	LAP TIME	TIME OF DAY	LAP	VEHICLE
67	Casey O'GORMAN	1:43.519	11:18:54.819	2	Honda
67	Casey O'GORMAN	1:42.756	11:20:37.575	3	Honda
67	Casey O'GORMAN	1:42.691	11:22:20.266	4	Honda
67	Casey O'GORMAN	1:42.666	11:24:02.932	5	Honda

Session Leader History

NO	NAME	FROM LAP	LAPS LED	DISTANCE	VEHICLE
67	Casey O'GORMAN	1	15	37.27 miles	Honda

Flag History

TYPE	TIME OF DAY
GREEN	11:15:24.360
FINISH	11:41:15.664

Flag Statistics

TYPE	COUNT	TOTAL LAPS	TOTAL TIME
Green	1	15	28:52.339
Red	0	0	0.000
Safety Car	0	0	0.000
FCY	0	0	0.000

Weather / Track : Bright / Dry

Results can be found at www.tsl-timing.com

Donington Park GP
Circuit Length = 2.4873 miles
Start: 11:15 Flag 11:41 End: 11:44

Printed - 11:48 Sunday, 03 October 2021

MCRCB BULLETIN TK294

2021 Bennetts British Superbike Championship - Round 10

2021 Honda British Talent Cup

RACE 2 - SESSION NOTES

TIME	MESSAGE
11:00:01	PITLANE OPEN
11:05:04	PITLANE CLOSED
11:08:03	5 MINUTES TO WARM UP LAP
11:10:01	3 MINUTES TO WARM UP LAP
11:12:01	1 MINUTE TO WARM UP LAP
11:12:30	30 SECONDS TO WARM UP LAP
11:12:42	GREEN FLAG - WARM UP LAP
11:14:42	RACE START
11:16:07	NO.65 REJOINED
11:16:57	NO JUMP STARTS
11:17:36	NO. 4 FALLER AT GODDARDS - RIDER OK
11:25:36	NO.34 ENTERED PITS
11:27:24	NO.34 RETIRED TO PITS
11:28:10	NO. 33 FALLER AT MELBOURNE HAIRPIN - RIDER OK
11:28:46	UPDATE: NO. 33 - RIDER TO MEDICAL CENTRE
11:30:25	NO. 29 FALLER AT OLD HAIRPIN - RIDER OK
11:31:46	NO.55 RETIRED TO PITS
11:32:46	TWO THIRDS DISTANCE COMPLETED
11:40:07	NO. 24 FALLER AT GODDARDS - RIDER BEING ASSESSED
11:40:40	UPDATE: NO. 24 - RIDER TO MEDICAL CENTRE
11:42:27	HONDA BTC CHAMPION - #67 O'GORMAN
11:42:37	2021 HONDA BTC CHAMPION - #67 O'GORMAN

Weather / Track : Bright / Dry

Results can be found at www.tsl-timing.com

Donington Park GP
Circuit Length = 2.4873 miles
Start: 11:15 Flag 11:41 End: 11:44

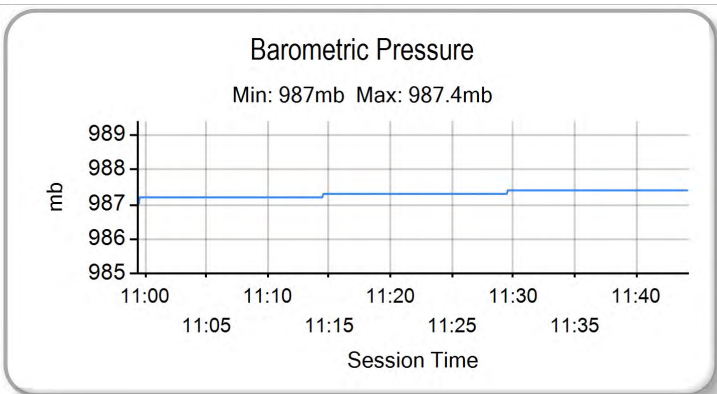
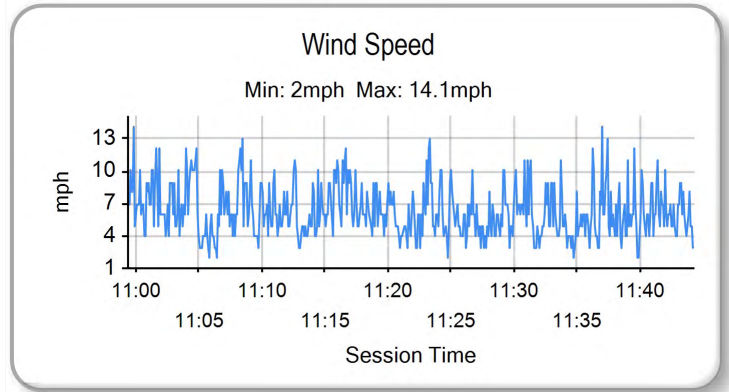
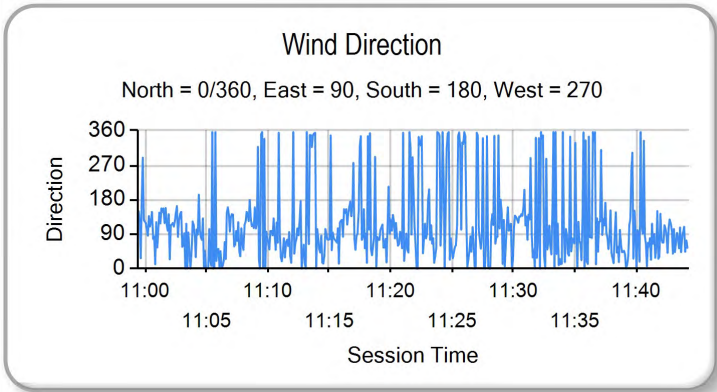
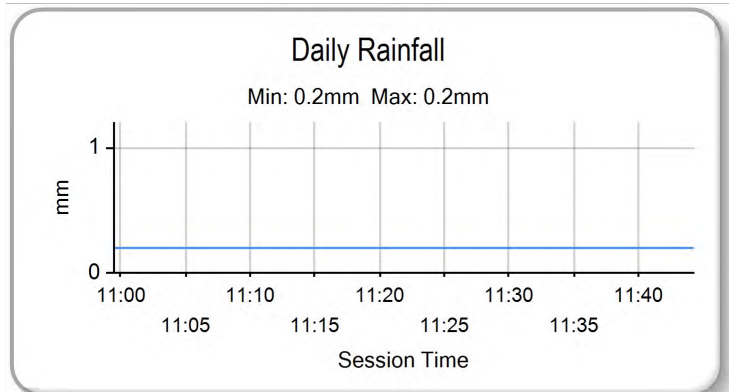
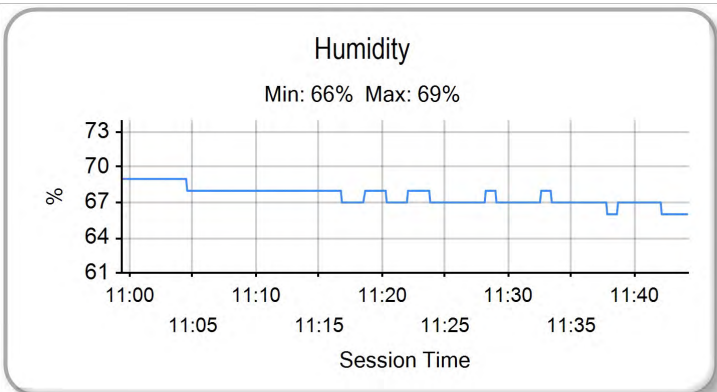
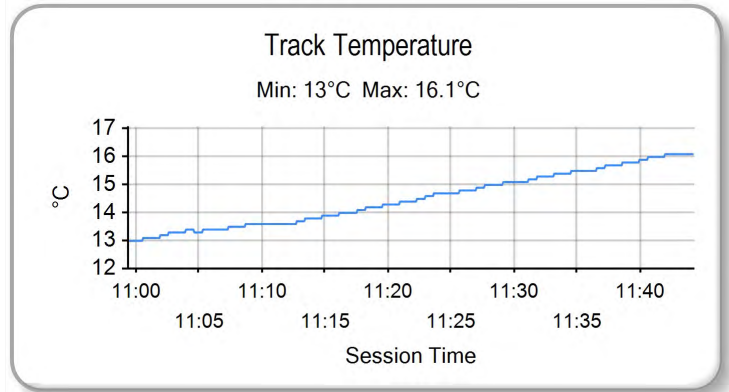
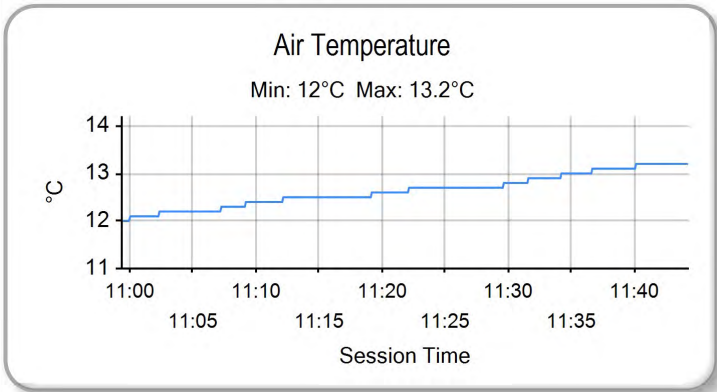
Printed - 11:49 Sunday, 03 October 2021

MCRCB BULLETIN TK295

2021 Bennetts British Superbike Championship - Round 10

2021 Honda British Talent Cup

RACE 2 - WEATHER CONDITIONS



Weather / Track : Bright / Dry

Results can be found at www.tsl-timing.com

Donington Park GP
Circuit Length = 2.4873 miles
Start: 11:15 Flag 11:41 End: 11:44

Printed - 11:49 Sunday, 03 October 2021



	TOTAL	GAP	DIFF	Races																		Wins	Seconds	Thirds
				1 25th-27th June	2 Oulton Park International	3 9th-11th July	4 Knockhill	5 23rd-25th July	6 Brands Hatch GP	7 30th July-1st August Thruxton	8 13th-15th August Donington Park National	9 10	11 27th-29th August	12 Silverstone GP	13 3rd-5th September	14 Snetterton 300	15 10th-12th September	16 Silverstone National	17 1st-3rd October	18 Donington Park GP				
1 Casey O'GORMAN (Honda)	273			25	25					20	25	25	20	25	25	20	20	25	25	8	3	0		
2 Carter BROWN (Honda)	267	6		16	20	11	25	13	25	11	9	8	16	11	20	13	11	25	13	20	3	3	2	
3 Evan BELFORD (Honda)	244	29	23	20	16	25	25	20	25	10	10	7	7	7	16	16	16	8	3	13	3	2	4	
4 Jamie LYONS (Honda)	223	50	21	8	9	6	6	8	9	20	8	13	10	25	20	9	7	13	20	16	16	1	3	2
5 Johnny GARNES (Honda)	214	59	9	11	13	20	20	11	16		25	20	16		2		25	16	8	11	2	3	3	
6 James COOK (Honda)	144	129	70		5	11	13	16	20	11	16	16			10	11		6	9		0	1	3	
7 Harrison CROSBY (Honda)	142	131	2	9	10	16		6	5		6	5	5		13	13	10	16	10	10	8	0	0	2
8 Ollie WALKER (Honda)	138	135	4	10		8	10	7	10	13	13	10	11	6		8	25	7			1	0	0	
9 Sullivan MOUNSEY (Honda)	110	163	28		8		9	7	7	7	4	9	13	10			20	11	5		0	1	0	
10 Kiyano VEIJER (Honda)	107	166	3			7	8	3	4	8	9	8	20	2	5	8	1	8	4	7	5	0	1	0
11 Cormac BUCHANAN (Honda)	104	169	3		11	13	16	10		16				9		9			20		0	1	2	
12 Bailey STUART-CAMPBELL (Honda)	78	195	26		6	9	9	4	6			11	13	11						9	0	0	0	
13 Rhys STEPHENSON (Honda)	78	195	0	5	1			1	2	5		2	4	8	8	11		1	9	11	10	0	0	0
14 Troy JEFFREY (Honda)	52	221	26	4	7	10				9	4	6	2				10				0	0	0	
15 Ryan HITCHCOCK (Honda)	46	227	6	13			7	13	11											2	0	0	0	
16 Rossi BANHAM (Honda)	45	228	1			5		5	8	4	5	3		5			3		7		0	0	0	
17 Corey TINKER (Honda)	43	230	2								1	6	10	9	7	6			4		0	0	0	
18 Harley McCABE (Honda)	40	233	3				2			3				4	6	5	9	5	6		0	0	0	
19 Lucas BROWN (Honda)	32	241	8	2			1	3	6				3	3	7		5	2			0	0	0	
20 Mason JOHNSON (Honda)	28	245	4	7	4	1	5				3	1			5				2		0	0	0	
21 Luca HOPKINS (Honda)	24	249	4	1	2	3	4		1	2				3		2	2	1	3		0	0	0	
22 Julian CORREA (Honda)	21	252	3											1	4		4	3	6		0	0	0	
23 Harrison DESSOY (Honda)	16	257	5													6	4	6			0	0	0	
24 Rossi DOBSON (Honda)	15	258	1	6		2	3	2			2										0	0	0	
25 Josh BANNISTER (Honda)	10	263	5								1					2		7			0	0	0	
26 Harrison MACKAY (Honda)	8	265	2	3	3					1									1		0	0	0	
27 Lucas HILL (Honda)	5	268	3			4													1		0	0	0	
28 Alexander ROWAN (Honda)	5	268	0											1	1	3					0	0	0	
29 Maik DUIN (Honda)	4	269	1																4		0	0	0	
30 JJ CUNNINGHAM (Honda)	4	269	0												4						0	0	0	