



HONDA BRITISH TALENT CUP

Round 8

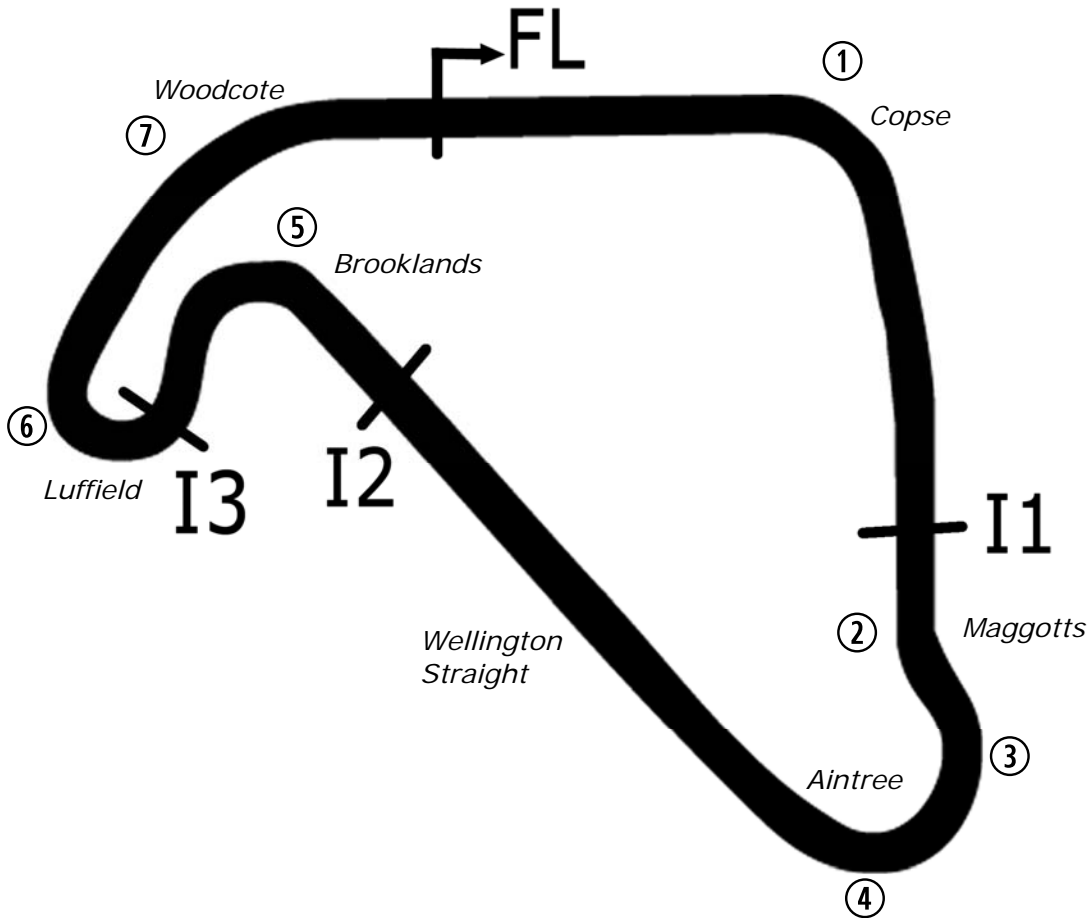
Silverstone National

10th – 12th September 2021



Results Provided by Timing Solutions Ltd
www.tsl-timing.com

Silverstone National



Length	1.6404 miles	2640.07 m	
FL		52.07872 N	1.01711 W
I1	800m	52.07528 N	1.01019 W
I2	1669m	52.07603 N	1.01669 W
I3	2034m	52.07613 N	1.02017 W
Pit Entry	2610m	52.07859 N	1.01758 W
Pit Exit	308m after FL	52.07880 N	1.01268 W
Pit Entry–Pit Exit 336m, 20.1s @60kph, 15.1s @80kph			

Lap Records		Best Sector Information					
		Sector 1	Sector 2	S2 Trap (mph)	Sector 3	Sector 4	F/L Trap (mph)
Superbike	53.342	13.765	16.850	179.4	8.926	13.250	152.5
Superstock 1000	54.560	13.964	17.244	176.1	9.053	13.490	150.8
Supersport / GP2	55.727	14.353	17.935	160.1	9.116	13.676	145.4
Ducati Cup	56.411	14.606	18.146	161.3	9.232	13.925	142.9
Superstock 600	57.141	14.705	18.374	155.3	9.261	14.007	140.5
BTC 2020	1:01.466	16.075	20.276	130.0	9.640	14.914	123.3
Junior Supersport	1:04.073	16.581	21.011	122.9	9.800	15.600	116.6
Sidecar 600	To be Est	N/A	N/A	N/A	N/A	N/A	N/A

All results available at www.tsl-timing.com

2021 Honda British Talent Cup
RIDER PERFORMANCE CHART AFTER ROUND 14



#	NAME / BIKE	25th-27th June		9th-11th July		23rd-25th July		30th July-1st August		13th-15th August			27th-29th August		3rd-5th September		10th-12th September		1st-3rd October	
		1	2	3	4	5	6	7	8	9	10	11	12	13	14	15	16	17	18	
2	Rhys COATES (Honda)	DNF	21	DNF	18	DNF	23	16	22	23	22	18	19	17	21					
4	Sullivan MOUNSEY (Honda)	DNF	8	DNF	DNF	7	9	9	9	12	7*	4	6	DNF	DNF					
5	Mason JOHNSON (Honda)	9	12	15	11			18	13	DNF	15	DNF	20	11	17					
7	Jamie LYONS (Honda)	8	7	10	10	8	7	2	8	4	6	1*	2	7	9					
8	Ross MOORE (Honda)	20	24	19	20	19	20	25	17	19	DNF	22	23							
9	Bailey STUART-CAMPBELL (Honda)	18	10	7	7	12	10	DNF	DNF	5*	4	5	DNF							
12	Josh BANNISTER (Honda)					23	25	22	15	20	18	17	18	14	16					
14	Evann PENDRILL (Honda)	DNF	20			18	19	17	19	18	DNF	DNF	DNF							
15	Harrison CROSBY (Honda)	7	6	3	DNF	10	11	DNF	10	11	11	DNF	4*	4	6*					
21	Troy JEFFREY (Honda)	12	9	6	DNF	DNF	17	7	12	10	14	DNF	DNF							
22	Anthony EAGLE (Honda)	22	25	18	19	DNF	24	23	25	28	26	26	24	19	23					
23	Rhys STEPHENSON (Honda)	11	15	DNF	DNF	15	14	11	DNF	14	12	8	8	5	DNF					
24	Cormac BUCHANAN (Honda)	DNF	5	4	3	6	DNF	3				7	DNF	DNF	7					
27	Ted WILKINSON (Honda)													DNF	DNF					
28	Alfie DAVIDSON (Honda)																			
29	Lucas BROWN (Honda)	14	DNF	DNF	15	16	13	10	18	16	13	13	9	DNF	DNF					
33	JJ CUNNINGHAM (Honda)	16	18	DNF	DNF				20	22	21	20	17	12	DNF					
34	James COOK (Honda)	DNF	11	5	4	3*	2	5	3	3	DNF	DNF	DNF	6	5					
37	Corey TINKER (Honda)								DNF	15	10	6	7	9	10					
40	Julian CORREA (Honda)											15	12	13	DNF					
41	Luca HOPKINS (Honda)	15	14	13	12	17	15	14	16	17	16	DNF	13	DNF	14					
43	Ryan HITCHCOCK (Honda)	4	DNF	DNF	9	4	5	DNF												
44	Lucas HILL (Honda)	19	22	12	DNF	20	21	20	21	24	23			20	24					
48	Ollie WALKER (Honda)	6	DNF	8	6	9	6	4	4	6	5	10	DNF	DNF	8					
51	Holly HARRIS (Honda)	21	23	16	17	25	26	26	26	29	25	27	26	21	25					
52	Evan BELFORD (Honda)	2	3	1*	1*	2	1*	6	6	9	9	9	3	3	3					
53	Kiyano VEUER (Honda)	DNF	16	9	8	13	12	8	7	8	2	14	11	8	15					
55	Harrison DESSOY (Honda)	DNF	DNF									23	22	10	12					
57	Johnny GARNESS (Honda)	5	4	2	2	5	3	DNF	1	2	3	DNF	14	DNF*	1					
61	Harrison MACKAY (Honda)	13	13	17	16	24	27	15	DNF	25	19	16	DNF	DNF	18					
65	Alexander ROWAN (Honda)			DNF	DNF	DNF	28	24	24	27	24	21	15	15	13					
66	Rossi DOBSON (Honda)	10	DNF	14	13	14	16	21	14	21	DNF	19	21	18	22					
67	Casey O'GORMAN (Honda)	1*	1	DNF	DNF				2	1	1	2	1	1	2					
69	Eli BANISH (Honda)					21	22	19				24	DNF							
74	Carter BROWN (Honda)	3	2*	DNF	5	1	4	1*	5*	7	8	3	5	2	4					
79	Harley McCABE (Honda)			DNF	14	22	18	13				12	10	16	11					
96	Rossi BANHAM (Honda)	DNF	19	11	DNF	11	8	12	11	13	17	11	16	DNF	19					
99	Peter WILLIS (Honda)	17	17	DNF	DNF				23	26	20	25	25	21	20					

* Denotes Fastest Lap | DNF = Did Not Finish | NQ = Did Not Qualify | DNS = Did Not Start

NC = Finished but Not Classified | DQ - Disqualified | Change of Team/Machine ||

Denotes Pole Position

FREE PRACTICE 1 - CLASSIFICATION

POS	NO	NAME	NAT	ENTRY	TIME	ON	LAPS	GAP	DIFF	MPH
1	67	Casey O'GORMAN	GBR	Honda - Microlise Cresswell Racing	1:05.717	22	26			89.86
2	4	Sullivan MOUNSEY	GBR	Honda - iForce Lloyd & Jones	1:06.279	24	26	0.562	0.562	89.10
3	7	Jamie LYONS	GBR	Honda - C&M Motors Ltd / Tooltec Racing	1:06.400	25	25	0.683	0.121	88.94
4	65	Alexander ROWAN	GBR	Honda - Victoria House Mortimer Racing	1:06.409	22	25	0.692	0.009	88.92
5	57	Johnny GARNES	GBR	Honda - City Lifting by RS Racing	1:06.601	18	18	0.884	0.192	88.67
6	40	Julian CORREA	USA	Honda - Microlise Cresswell Racing	1:06.615	20	23	0.898	0.014	88.65
7	74	Carter BROWN	GBR	Honda - City Lifting by RS Racing	1:07.229	22	23	1.512	0.614	87.84
8	5	Mason JOHNSON	GBR	Honda - Johnson Racing	1:07.383	25	25	1.666	0.154	87.64
9	55	Harrison DESSOY	GBR	Honda - Thorneycroft56 Racing	1:07.392	23	24	1.675	0.009	87.63
10	12	Josh BANNISTER	GBR	Honda - Dunsley Heat Racing	1:07.400	24	26	1.683	0.008	87.62
11	29	Lucas BROWN	GBR	Honda - Amphibian Scaffolding / SP125 Racing	1:07.525	19	19	1.808	0.125	87.45
12	52	Evan BELFORD	GBR	Honda - City Lifting by RS Racing	1:07.592	19	21	1.875	0.067	87.37
13	23	Rhys STEPHENSON	GBR	Honda - Rocket Racing	1:08.008	19	24	2.291	0.416	86.83
14	53	Kiyano VEIJER	NLD	Honda - Microlise Cresswell Racing	1:08.204	24	25	2.487	0.196	86.58
15	33	JJ CUNNINGHAM	GBR	Honda - Thorneycroft56 / JCRsupersport	1:08.452	24	26	2.735	0.248	86.27
16	71	Daniel GOODMAN	GBR	Honda - MLav VisionTrack Academy	1:08.609	24	25	2.892	0.157	86.07
17	61	Harrison MACKAY	GBR	Honda - True Heroes Racing / Super Soco	1:09.090	25	25	3.373	0.481	85.47
18	79	Harley McCABE	GBR	Honda - MLav VisionTrack Academy	1:09.150	25	25	3.433	0.060	85.40
19	99	Peter WILLIS	GBR	Honda - WM Racing	1:09.301	24	24	3.584	0.151	85.21
20	27	Ted WILKINSON	GBR	Honda - RMB Racing	1:09.312	20	21	3.595	0.011	85.20
21	15	Harrison CROSBY	GBR	Honda - Banks Racing	1:09.691	14	15	3.974	0.379	84.74
22	2	Rhys COATES	GBR	Honda - Ernie Coates Race Support / SP125 Racing	1:10.083	24	24	4.366	0.392	84.26
23	44	Lucas HILL	GBR	Honda - Ashcourt Racing	1:10.582	18	18	4.865	0.499	83.67
24	22	Anthony EAGLE	UZB	Honda - Microlise Cresswell Racing	1:10.871	9	10	5.154	0.289	83.32
25	21	Troy JEFFREY	GBR	Honda - Stiggymotorsport	1:10.914	14	21	5.197	0.043	83.27
26	96	Rossi BANHAM	GBR	Honda - MJL Racing	1:11.002	23	23	5.285	0.088	83.17
27	51	Holly HARRIS	GBR	Honda - MJL Racing	1:11.460	24	24	5.743	0.458	82.64

QUALIFYING LAPTIME (110.0% of 1:05.717) = 1:12.288

28	48	Ollie WALKER	GBR	Honda - Moto Rapido / SP125 Racing	1:12.751	7	7	7.034	1.291	81.17
----	----	--------------	-----	------------------------------------	----------	---	---	-------	-------	-------

Weather / Track : Cloudy / Wet

These results are provisional until the conclusion of any judicial and technical matters.

Silverstone

Circuit Length = 1.6404 miles

Start: 10:15 Flag 10:45 End: 10:46

Race Director : Stuart Higgs

Stewards :

Timekeeper : Richard Evans

Results can be found at www.britishsuperbike.com

Printed - 10:51 Friday, 10 September 2021

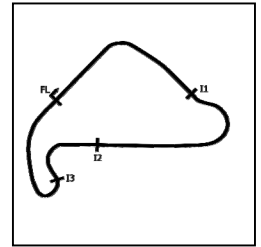


MCRCB BULLETIN TK016

2021 Bennetts British Superbike Championship - Round 8

2021 Honda British Talent Cup

FREE PRACTICE 1 - SECTOR ANALYSIS



SECTOR 1 = FL to I1, SECTOR 2 = I1 to I2, SECTOR 3 = I2 to I3, SECTOR 4 = I3 to FL, DIFF = Difference To Personal Best Lap, P = Crossed Finish Line in Pit Lane, D = Time Disallowed

P1 67 Casey O'GORMAN		Honda - Microlise Cresswell Racing									
IDEAL LAP TIME : 1:05.511		BEST LAP TIME : 1:05.717		DIFFERENCE : 0.206							
LAP	SECTOR 1	SECTOR 2		SECTOR 3		SECTOR 4		LAP TIME	MPH	DIFF	TIME OF DAY
1 -	OUTLAP	25.357	105.6	14.203	18.844	103.8					10:16:57.687
2 -	20.331	23.776	117.1	12.655	17.548	110.5	1:14.310	79.47	8.593		10:18:11.997
3 -	18.805	23.070	120.0	12.067	17.009	112.9	1:10.951	83.23	5.234		10:19:22.948
4 -	18.354	23.875	119.4	11.988	17.413	111.6	1:11.630	82.44	5.913		10:20:34.578
5 -	18.164	22.520	121.5	11.821	16.743	115.1	1:09.248	85.28	3.531		10:21:43.826
6 -	18.415	22.280	120.9	11.616	16.695	115.7	1:09.006	85.58	3.289		10:22:52.832
7 -	17.769	22.277	122.2	11.379	16.750	114.5	1:08.175	86.62	2.458		10:24:01.007
8 -	17.937	22.913	121.3	11.343	16.659	115.3	1:08.852	85.77	3.135		10:25:09.859
9 -	17.626	21.808	122.9	11.444	16.383	117.3	1:07.261	87.80	1.544		10:26:17.120
10 -	17.670	21.996	121.7	11.537	16.353	117.3	1:07.556	87.41	1.839		10:27:24.676
11 -	18.498	22.405	123.8	11.236	16.442	112.9	1:08.581	86.11	2.864		10:28:33.257
12 -	18.004	22.292	122.6	11.248	16.325	117.3	1:07.869	87.01	2.152		10:29:41.126
13 -	17.588	22.094	120.9	11.475	16.301	118.1	1:07.458	87.54	1.741		10:30:48.584
14 -	17.543	22.061	122.0	11.210	16.451	117.9	1:07.265	87.79	1.548		10:31:55.849
15 -	17.501	21.914	122.2	11.159	16.339	117.3	1:06.913	88.25	1.196		10:33:02.762
16 -	17.345	21.793	122.0	11.040	16.557	115.9	1:06.735	88.49	1.018		10:34:09.497
17 -	17.522	21.937	122.2	10.885	16.134	119.4	1:06.478	88.83	0.761		10:35:15.975
18 -	17.211	21.722	122.6	10.963	16.036	119.4	1:05.932 (2)	89.57	0.215		10:36:21.907
19 -	17.369	21.777	123.3	10.924	16.276	119.6	1:06.346	89.01	0.629		10:37:28.253
20 -	17.285	22.086	121.7	10.879	16.147	118.1	1:06.397	88.94	0.680		10:38:34.650
21 -	17.304	21.657	122.4	10.949	16.139	118.5	1:06.049	89.41	0.332		10:39:40.699
22 -	17.341	21.542	122.2	10.822	16.012	119.1	1:05.717 (1)	89.86			10:40:46.416
23 -	17.193	21.485	122.4	10.821	16.514	117.9	1:06.013 (3)	89.46	0.296		10:41:52.429
24 -	17.232	21.743	121.7	10.947	16.349	118.1	1:06.271	89.11	0.554		10:42:58.700
25 -	17.329	21.564	123.5	10.997	16.202	118.5	1:06.092	89.35	0.375		10:44:04.792
26 -	17.478	21.563	124.0	10.840	16.185	119.1	1:06.066	89.39	0.349		10:45:10.858

P2 4 Sullivan MOUNSEY		Honda - iForce Lloyd & Jones									
IDEAL LAP TIME : 1:05.977		BEST LAP TIME : 1:06.279		DIFFERENCE : 0.302							
LAP	SECTOR 1	SECTOR 2		SECTOR 3		SECTOR 4		LAP TIME	MPH	DIFF	TIME OF DAY
1 -	OUTLAP	25.751	103.8	14.774	18.145	107.5					10:16:58.304
2 -	20.597	24.065	117.3	13.162	17.594	112.5	1:15.418	78.30	9.139		10:18:13.722
3 -	18.906	23.466	118.7	12.626	17.727	110.9	1:12.725	81.20	6.446		10:19:26.447
4 -	18.607	23.260	118.3	13.160	17.108	112.0	1:12.135	81.86	5.856		10:20:38.582
5 -	18.860	23.394	118.9	12.173	16.929	114.5	1:11.356	82.76	5.077		10:21:49.938
6 -	18.548	22.932	119.4	12.620	17.180	114.1	1:11.280	82.85	5.001		10:23:01.218
7 -	18.568	22.887	118.9	12.284	16.803	114.9	1:10.542	83.71	4.263		10:24:11.760
8 -	18.415	22.692	119.1	12.032	16.820	114.1	1:09.959	84.41	3.680		10:25:21.719
9 -	18.504	22.694	119.8	11.760	16.730	114.7	1:09.688	84.74	3.409		10:26:31.407
10 -	18.222	22.879	119.6	11.644	16.646	115.5	1:09.391	85.10	3.112		10:27:40.798
11 -	17.982	22.395	119.4	11.727	16.538	115.5	1:08.642	86.03	2.363		10:28:49.440
12 -	17.946	22.164	120.2	11.483	16.500	115.5	1:08.093	86.72	1.814		10:29:57.533
13 -	17.804	22.419	120.2	11.900	16.741	114.7	1:08.864	85.75	2.585		10:31:06.397
14 -	18.180	22.362	120.4	11.512	16.482	115.5	1:08.536	86.16	2.257		10:32:14.933
15 -	17.563	21.971	121.5	11.428	16.596	116.7	1:07.558	87.41	1.279		10:33:22.491
16 -	18.112	22.398	119.8	11.386	16.330	116.9	1:08.226	86.56	1.947		10:34:30.717
17 -	17.766	22.034	121.1	11.231	16.445	117.7	1:07.476	87.52	1.197		10:35:38.193
18 -	17.621	21.972	121.7	11.456	16.163	119.1	1:07.212	87.86	0.933		10:36:45.405
19 -	17.698	21.805	121.1	11.129	16.274	119.1	1:06.906	88.26	0.627		10:37:52.311
20 -	17.527	22.041	118.9	12.672	16.293	118.1	1:08.533	86.17	2.254		10:39:00.844
21 -	18.592	23.077	107.5	11.242	16.164	118.7	1:09.075	85.49	2.796		10:40:09.919
22 -	17.519	21.553	123.5	11.461	16.752	117.3	1:07.285	87.77	1.006		10:41:17.204
23 -	20.485	22.022	119.4	10.921	16.244	117.5	1:09.672	84.76	3.393		10:42:26.876
24 -	17.547	21.738	122.0	10.955	16.039	120.4	1:06.279 (1)	89.10			10:43:33.155
25 -	17.464	21.678	122.9	10.985	16.214	118.7	1:06.341 (2)	89.01	0.062		10:44:39.496
26 -	17.485	21.904	121.7	11.057	16.282	118.7	1:06.728 (3)	88.50	0.449		10:45:46.224

Weather / Track : Cloudy / Wet

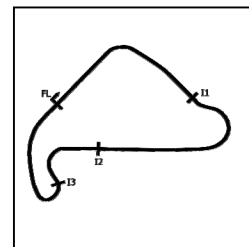
Silverstone
Circuit Length = 1.6404 miles
Start: 10:15 Flag 10:45 End: 10:46

MCRCB BULLETIN TK016

2021 Bennetts British Superbike Championship - Round 8

2021 Honda British Talent Cup

FREE PRACTICE 1 - SECTOR ANALYSIS



SECTOR 1 = FL to I1, SECTOR 2 = I1 to I2 SECTOR 3 = I2 to I3, SECTOR 4 = I3 to FL, DIFF = Difference To Personal Best Lap, P = Crossed Finish Line in Pit Lane, D = Time Disallowed

P3		7		Jamie LYONS		Honda - C&M Motors Ltd / Tooltec Racing			
IDEAL LAP TIME : 1:06.400		BEST LAP TIME : 1:06.400		DIFFERENCE : 0.000					
LAP	SECTOR 1	SECTOR 2	SECTOR 3	SECTOR 4	LAP TIME	MPH	DIFF	TIME OF DAY	
1 -	OUTLAP	27.085	112.7	14.924	18.793	108.9		10:16:32.309	
2 -	20.322	24.949	117.1	13.752	18.880	105.0	1:17.903	75.80 11.503 10:17:50.212	
3 -	19.861	23.957	117.3	12.697	17.569	109.8	1:14.084	79.71 7.684 10:19:04.296	
4 -	19.242	23.349	117.5	12.409	17.213	113.5	1:12.213	81.78 5.813 10:20:16.509	
5 -	18.849	23.269	118.1	12.155	17.126	114.5	1:11.399	82.71 4.999 10:21:27.908	
6 -	18.553	23.294	118.3	12.024	16.870	115.3	1:10.741	83.48 4.341 10:22:38.649	
7 -	18.643	23.222	119.1	12.940	17.930	112.9	1:12.735	81.19 6.335 10:23:51.384	
8 -	18.764	23.116	120.0	12.245	16.831	117.1	1:10.956	83.23 4.556 10:25:02.340	
9 -	18.630	22.925	120.6	12.328	17.153	115.3	1:11.036	83.13 4.636 10:26:13.376	
10 -	18.211	22.841	122.2	12.479	16.770	115.9	1:10.301	84.00 3.901 10:27:23.677	
11 -	18.065	22.768	118.3	11.864	16.752	114.9	1:09.449	85.03 3.049 10:28:33.126	
12 -	18.236	22.849	119.8	11.810	16.507	115.5	1:09.402	85.09 3.002 10:29:42.528	
13 -	18.539	23.079	112.0	12.024	IN PIT		1:20.096 P	73.73 13.696 10:31:02.624	
14 -	OUTLAP	23.378	117.9	11.863	16.843	114.5	2:11.742	44.82 1:05.342 10:33:14.366	
15 -	18.082	22.704	118.1	11.452	16.406	115.7	1:08.644	86.03 2.244 10:34:23.010	
16 -	17.923	22.304	118.1	11.309	16.444	115.3	1:07.980	86.87 1.580 10:35:30.990	
17 -	17.808	22.326	118.5	11.127	16.377	115.5	1:07.638	87.31 1.238 10:36:38.628	
18 -	17.836	22.289	118.1	11.165	16.423	115.1	1:07.713	87.21 1.313 10:37:46.341	
19 -	18.022	22.425	117.9	10.997	16.380	115.9	1:07.824	87.07 1.424 10:38:54.165	
20 -	17.891	22.235	118.1	10.832	16.416	115.9	1:07.374	87.65 0.974 10:40:01.539	
21 -	17.859	22.209	118.3	10.944	16.276	117.1	1:07.288 (3)	87.76 0.888 10:41:08.827	
22 -	18.307	22.375	118.1	10.955	16.333	116.1	1:07.970	86.88 1.570 10:42:16.797	
23 -	18.048	22.256	118.1	10.989	16.414	115.3	1:07.707	87.22 1.307 10:43:24.504	
24 -	17.863	22.218	117.9	10.854	16.152	116.5	1:07.087 (2)	88.02 0.687 10:44:31.591	
25 -	17.680	21.873	118.7	10.709	16.138	116.3	1:06.400 (1)	88.94 10:45:37.991	

P4		65		Alexander ROWAN		Honda - Victoria House Mortimer Racing			
IDEAL LAP TIME : 1:06.011		BEST LAP TIME : 1:06.409		DIFFERENCE : 0.398					
LAP	SECTOR 1	SECTOR 2	SECTOR 3	SECTOR 4	LAP TIME	MPH	DIFF	TIME OF DAY	
1 -	OUTLAP	24.793	110.5	14.558	18.010	113.7		10:17:46.070	
2 -	19.016	23.655	120.6	14.163	17.318	112.2	1:14.152	79.64 7.743 10:19:00.222	
3 -	19.044	23.993	106.5	13.596	17.073	116.9	1:13.706	80.12 7.297 10:20:13.928	
4 -	18.129	23.487	106.1	13.062	16.692	117.9	1:11.370	82.74 4.961 10:21:25.298	
5 -	18.166	23.052	121.5	13.073	17.325	116.7	1:11.616	82.46 5.207 10:22:36.914	
6 -	18.390	24.373	111.6	13.584	17.853	115.9	1:14.200	79.59 7.791 10:23:51.114	
7 -	18.410	23.185	117.9	12.543	16.516	119.1	1:10.654	83.58 4.245 10:25:01.768	
8 -	17.508	23.288	120.4	12.625	16.587	119.4	1:10.008	84.35 3.599 10:26:11.776	
9 -	18.111	23.347	114.1	12.346	16.452	119.4	1:10.256	84.05 3.847 10:27:22.032	
10 -	18.290	22.630	120.9	12.454	16.529	119.1	1:09.903	84.48 3.494 10:28:31.935	
11 -	17.698	22.395	121.3	11.854	16.522	118.3	1:08.469	86.25 2.060 10:29:40.404	
12 -	17.728	22.242	120.6	11.941	16.405	120.4	1:08.316	86.44 1.907 10:30:48.720	
13 -	17.609	22.188	121.1	11.802	16.148	119.8	1:07.747	87.17 1.338 10:31:56.467	
14 -	17.423	21.807	118.5	11.660	16.028	119.6	1:06.918	88.25 0.509 10:33:03.385	
15 -	17.350	21.796	121.1	11.669	16.057	120.9	1:06.872	88.31 0.463 10:34:10.257	
16 -	17.432	21.893	122.9	11.484	16.095	119.8	1:06.904	88.27 0.495 10:35:17.161	
17 -	17.295	21.908	121.1	11.613	16.462	117.9	1:07.278	87.78 0.869 10:36:24.439	
18 -	17.290	21.648	121.7	12.096	16.847	119.6	1:07.881	87.00 1.472 10:37:32.320	
19 -	17.425	21.572	122.9	11.745	16.348	119.6	1:07.090	88.02 0.681 10:38:39.410	
20 -	17.270	21.865	122.4	11.271	16.145	119.4	1:06.551 (3)	88.73 0.142 10:39:45.961	
21 -	17.270	21.719	121.3	11.432	16.038	118.7	1:06.459 (2)	88.86 0.050 10:40:52.420	
22 -	17.404	21.668	121.3	11.191	16.146	119.1	1:06.409 (1)	88.92 10:41:58.829	
23 -	17.590	21.772	120.6	11.474	16.199	119.1	1:07.035	88.09 0.626 10:43:05.864	
24 -	17.507	21.769	120.6	11.710	16.136	118.7	1:07.122	87.98 0.713 10:44:12.986	
25 -	17.487	21.522	121.1	11.454	16.115	119.1	1:06.578	88.70 0.169 10:45:19.564	

Weather / Track : Cloudy / Wet

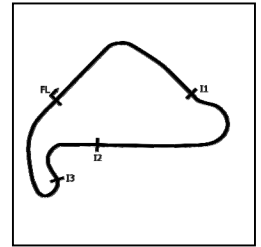
Silverstone
Circuit Length = 1.6404 miles
Start: 10:15 Flag 10:45 End: 10:46

MCRCB BULLETIN TK016

2021 Bennetts British Superbike Championship - Round 8

2021 Honda British Talent Cup

FREE PRACTICE 1 - SECTOR ANALYSIS



SECTOR 1 = FL to I1, SECTOR 2 = I1 to I2 SECTOR 3 = I2 to I3, SECTOR 4 = I3 to FL, DIFF = Difference To Personal Best Lap, P = Crossed Finish Line in Pit Lane, D = Time Disallowed

P5 57		Johnny GARNESS				Honda - City Lifting by RS Racing					
IDEAL LAP TIME : 1:06.601		BEST LAP TIME : 1:06.601				DIFFERENCE : 0.000					
LAP	SECTOR 1	SECTOR 2		SECTOR 3		SECTOR 4		LAP TIME	MPH	DIFF	TIME OF DAY
1 -	OUTLAP	25.380	101.6	14.153	18.630	106.0					10:24:28.733
2 -	20.517	24.022	118.9	13.843	17.802	111.6	1:16.184	77.51	9.583		10:25:44.917
3 -	19.442	23.615	122.2	12.928	17.168	115.3	1:13.153	80.73	6.552		10:26:58.070
4 -	18.934	23.205	116.9	12.808	17.198	115.1	1:12.145	81.85	5.544		10:28:10.215
5 -	18.881	23.356	122.4	12.510	17.023	116.1	1:11.770	82.28	5.169		10:29:21.985
6 -	18.732	22.865	123.3	12.214	17.019	117.5	1:10.830	83.37	4.229		10:30:32.815
7 -	18.636	22.898	122.0	12.124	16.867	116.9	1:10.525	83.73	3.924		10:31:43.340
8 -	18.449	22.694	124.2	11.794	16.754	117.7	1:09.691	84.74	3.090		10:32:53.031
9 -	18.149	22.514	123.5	12.157	16.862	117.5	1:09.682	84.75	3.081		10:34:02.713
10 -	18.169	22.441	124.0	12.633	17.464	116.3	1:10.707	83.52	4.106		10:35:13.420
11 -	18.176	22.692	123.5	11.937	16.585	119.8	1:09.390	85.10	2.789		10:36:22.810
12 -	17.964	22.278	124.0	12.232	IN PIT		1:17.089	P 76.60	10.488		10:37:39.899
13 -	OUTLAP	23.229	122.9	12.358	16.933	116.7	2:27.808	39.95	1:21.207		10:40:07.707
14 -	18.341	22.547	122.9	11.524	16.560	119.1	1:08.972	85.62	2.371		10:41:16.679
15 -	17.973	22.001	123.5	11.463	16.330	120.9	1:07.767 (3)	87.14	1.166		10:42:24.446
16 -	17.782	22.125	123.5	11.413	16.560	119.1	1:07.880	87.00	1.279		10:43:32.326
17 -	17.703	21.837	124.5	11.273	16.174	120.2	1:06.987 (2)	88.16	0.386		10:44:39.313
18 -	17.505	21.721	124.5	11.249	16.126	121.1	1:06.601 (1)	88.67			10:45:45.914

P6 40		Julian CORREA				Honda - Microlise Cresswell Racing					
IDEAL LAP TIME : 1:06.138		BEST LAP TIME : 1:06.615				DIFFERENCE : 0.477					
LAP	SECTOR 1	SECTOR 2		SECTOR 3		SECTOR 4		LAP TIME	MPH	DIFF	TIME OF DAY
1 -	OUTLAP	26.518	103.5	14.543	19.293	102.6					10:17:18.981
2 -	20.379	25.011	115.9	13.663	18.263	108.4	1:17.316	76.38	10.701		10:18:36.297
3 -	19.370	23.917	116.9	13.247	17.370	111.6	1:13.904	79.90	7.289		10:19:50.201
4 -	18.949	23.564	117.3	12.662	16.942	113.7	1:12.117	81.89	5.502		10:21:02.318
5 -	18.510	23.309	118.1	13.167	16.772	113.5	1:11.758	82.29	5.143		10:22:14.076
6 -	18.377	22.925	117.9	12.418	16.473	109.4	1:10.193	84.13	3.578		10:23:24.269
7 -	18.347	22.466	117.9	12.045	16.296	115.7	1:09.154	85.39	2.539		10:24:33.423
8 -	18.124	22.652	119.1	12.463	16.284	114.9	1:09.523	84.94	2.908		10:25:42.946
9 -	17.964	22.418	118.5	11.842	16.156	115.3	1:08.380	86.36	1.765		10:26:51.326
10 -	17.873	22.104	119.8	12.309	16.379	115.7	1:08.665	86.00	2.050		10:27:59.991
11 -	18.554	23.696	80.7	14.216	IN PIT		1:26.278	P 68.44	19.663		10:29:26.269
12 -	OUTLAP	23.770	119.1	12.517	16.596	115.5	2:51.374	34.46	1:44.759		10:32:17.643
13 -	18.311	22.319	117.9	11.753	16.232	116.1	1:08.615	86.06	2.000		10:33:26.258
14 -	17.686	22.274	120.0	11.669	16.306	116.7	1:07.935	86.93	1.320		10:34:34.193
15 -	17.571	22.285	117.9	11.619	16.143	115.3	1:07.618	87.33	1.003		10:35:41.811
16 -	17.611	22.318	121.1	11.542	15.963	117.7	1:07.434	87.57	0.819		10:36:49.245
17 -	17.522	22.814	119.8	11.082	16.025	117.1	1:07.443	87.56	0.828		10:37:56.688
18 -	17.557	22.209	119.4	11.607	16.146	116.7	1:07.519	87.46	0.904		10:39:04.207
19 -	17.451	22.052	119.1	11.597	15.958	117.1	1:07.058 (2)	88.06	0.443		10:40:11.265
20 -	17.548	21.897	119.4	11.389	15.781	118.9	1:06.615 (1)	88.65			10:41:17.880
21 -	17.563	21.824	121.5	11.630	16.168	118.1	1:07.185 (3)	87.90	0.570		10:42:25.065
22 -	18.044	22.248	120.6	11.255	16.012	119.1	1:07.559	87.41	0.944		10:43:32.624
23 -	17.975	24.274	97.6	12.584	IN PIT		1:18.981	P 74.77	12.366		10:44:51.605

Weather / Track : Cloudy / Wet

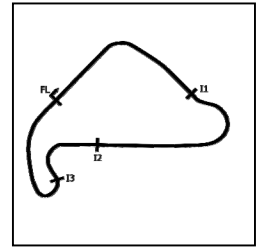
Silverstone
Circuit Length = 1.6404 miles
Start: 10:15 Flag 10:45 End: 10:46

MCRCB BULLETIN TK016

2021 Bennetts British Superbike Championship - Round 8

2021 Honda British Talent Cup

FREE PRACTICE 1 - SECTOR ANALYSIS



SECTOR 1 = FL to I1, SECTOR 2 = I1 to I2, SECTOR 3 = I2 to I3, SECTOR 4 = I3 to FL, DIFF = Difference To Personal Best Lap, P = Crossed Finish Line in Pit Lane, D = Time Disallowed

P7 74		Carter BROWN				Honda - City Lifting by RS Racing					
IDEAL LAP TIME : 1:06.833		BEST LAP TIME : 1:07.229		DIFFERENCE : 0.396							
LAP	SECTOR 1	SECTOR 2		SECTOR 3		SECTOR 4		LAP TIME	MPH	DIFF	TIME OF DAY
1 -	OUTLAP	25.897	108.9	13.933	18.145	104.3					10:19:45.732
2 -	19.544	24.291	113.9	13.487	17.579	112.7	1:14.901	78.84	7.672		10:21:00.633
3 -	18.744	24.409	116.3	13.360	17.673	108.9	1:14.186	79.60	6.957		10:22:14.819
4 -	18.717	23.259	117.9	12.533	17.030	113.5	1:11.539	82.55	4.310		10:23:26.358
5 -	18.544	23.271	118.7	12.161	16.902	113.5	1:10.878	83.32	3.649		10:24:37.236
6 -	18.359	22.803	119.4	12.122	16.887	114.5	1:10.171	84.16	2.942		10:25:47.407
7 -	18.629	22.925	119.6	12.457	16.811	115.3	1:10.822	83.38	3.593		10:26:58.229
8 -	18.971	22.856	118.9	12.004	16.944	114.1	1:10.775	83.44	3.546		10:28:09.004
9 -	18.031	23.149	118.9	11.770	16.784	114.3	1:09.734	84.68	2.505		10:29:18.738
10 -	18.097	22.654	119.1	11.679	16.911	115.1	1:09.341	85.16	2.112		10:30:28.079
11 -	18.021	22.178	120.4	12.806	16.658	116.3	1:09.663	84.77	2.434		10:31:37.742
12 -	18.383	22.985	119.6	11.545	16.731	115.3	1:09.644	84.79	2.415		10:32:47.386
13 -	17.878	22.414	119.8	11.572	17.206	115.3	1:09.070	85.50	1.841		10:33:56.456
14 -	18.245	22.124	121.1	11.571	16.709	114.5	1:08.649	86.02	1.420		10:35:05.105
15 -	17.763	22.055	119.6	11.358	16.579	114.9	1:07.755	87.16	0.526		10:36:12.860
16 -	17.818	22.212	119.8	11.302	IN PIT	1:11.912	P	82.12	4.683		10:37:24.772
17 -	OUTLAP	22.746	120.4	11.516	16.334	116.5	1:42.234	57.76	35.005		10:39:07.006
18 -	17.616	22.157	121.3	11.369	16.219	116.9	1:07.361	(3)	87.67	0.132	10:40:14.367
19 -	17.913	22.269	121.1	11.449	16.457	113.9	1:08.088	86.73	0.859		10:41:22.455
20 -	17.970	22.266	120.2	11.257	16.397	115.3	1:07.890	86.98	0.661		10:42:30.345
21 -	17.723	22.112	120.0	11.098	16.367	115.3	1:07.300	(2)	87.75	0.071	10:43:37.645
22 -	17.790	21.955	120.9	11.043	16.441	115.7	1:07.229	(1)	87.84		10:44:44.874
23 -	17.714	22.215	120.0	11.043	16.411	115.7	1:07.383	87.64	0.154		10:45:52.257

P8 5		Mason JOHNSON				Honda - Johnson Racing					
IDEAL LAP TIME : 1:06.779		BEST LAP TIME : 1:07.383		DIFFERENCE : 0.604							
LAP	SECTOR 1	SECTOR 2		SECTOR 3		SECTOR 4		LAP TIME	MPH	DIFF	TIME OF DAY
1 -	OUTLAP	25.818	110.0	14.767	19.079	103.2					10:16:22.635
2 -	20.120	24.677	115.1	13.605	18.143	108.4	1:16.545	77.15	9.162		10:17:39.180
3 -	19.552	24.720	110.1	13.241	17.739	110.9	1:15.252	78.47	7.869		10:18:54.432
4 -	19.535	23.878	115.5	12.947	17.636	112.9	1:13.996	79.81	6.613		10:20:08.428
5 -	18.709	23.184	116.1	12.745	17.399	113.5	1:12.037	81.98	4.654		10:21:20.465
6 -	18.801	23.244	117.1	12.779	17.869	112.2	1:12.693	81.24	5.310		10:22:33.158
7 -	18.818	23.005	116.5	12.815	16.955	113.1	1:11.593	82.48	4.210		10:23:44.751
8 -	18.611	22.832	116.1	12.278	16.897	112.9	1:10.618	83.62	3.235		10:24:55.369
9 -	18.433	22.715	115.5	12.301	16.946	112.2	1:10.395	83.89	3.012		10:26:05.764
10 -	18.526	22.955	115.5	12.434	16.683	113.9	1:10.598	83.65	3.215		10:27:16.362
11 -	18.381	22.463	115.9	11.510	16.766	111.8	1:09.120	85.44	1.737		10:28:25.482
12 -	18.135	22.463	115.3	11.461	16.831	112.2	1:08.890	85.72	1.507		10:29:34.372
13 -	18.118	22.584	116.3	11.157	16.569	113.3	1:08.428	86.30	1.045		10:30:42.800
14 -	17.900	22.388	116.5	11.077	16.573	113.3	1:07.938	86.92	0.555		10:31:50.738
15 -	17.899	22.117	117.1	10.985	16.831	112.5	1:07.832	87.06	0.449		10:32:58.570
16 -	18.210	22.570	116.3	11.000	17.045	112.0	1:08.825	85.80	1.442		10:34:07.395
17 -	18.076	22.312	115.5	11.009	16.525	112.9	1:07.922	86.94	0.539		10:35:15.317
18 -	17.974	22.252	117.5	11.510	16.545	114.3	1:08.281	86.49	0.898		10:36:23.598
19 -	17.809	22.210	117.5	11.327	16.423	113.5	1:07.769	(3)	87.14	0.386	10:37:31.367
20 -	18.192	22.022	117.5	11.236	16.957	114.9	1:08.407	86.33	1.024		10:38:39.774
21 -	17.787	22.151	116.9	11.315	16.725	113.9	1:07.978	86.87	0.595		10:39:47.752
22 -	18.122	38.636	113.1	11.487	IN PIT	1:30.876	P	64.98	23.493		10:41:18.628
23 -	OUTLAP	22.491	116.1	11.061	16.920	114.5	1:59.857	49.27	52.474		10:43:18.485
24 -	18.069	22.168	117.7	10.697	16.516	114.3	1:07.450	(2)	87.55	0.067	10:44:25.935
25 -	17.942	22.151	117.5	11.017	16.273	114.3	1:07.383	(1)	87.64		10:45:33.318

Weather / Track : Cloudy / Wet

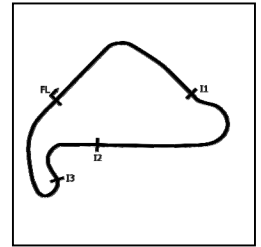
Silverstone
Circuit Length = 1.6404 miles
Start: 10:15 Flag 10:45 End: 10:46

MCRCB BULLETIN TK016

2021 Bennetts British Superbike Championship - Round 8

2021 Honda British Talent Cup

FREE PRACTICE 1 - SECTOR ANALYSIS



SECTOR 1 = FL to I1, SECTOR 2 = I1 to I2 SECTOR 3 = I2 to I3, SECTOR 4 = I3 to FL, DIFF = Difference To Personal Best Lap, P = Crossed Finish Line in Pit Lane, D = Time Disallowed

P9 55		Harrison DESOY				Honda - Thorneycroft56 Racing					
IDEAL LAP TIME : 1:07.114		BEST LAP TIME : 1:07.392		DIFFERENCE : 0.278							
LAP	SECTOR 1	SECTOR 2	SECTOR 3	SECTOR 4	LAP TIME	MPH	DIFF	TIME OF DAY			
1 -	OUTLAP	26.924	101.9	15.036	19.371	103.0		10:16:25.497			
2 -	20.178	24.701	112.5	13.749	18.124	108.5	1:16.752	76.94	9.360	10:17:42.249	
3 -	19.315	24.467	116.9	13.046	17.910	110.5	1:14.738	79.01	7.346	10:18:56.987	
4 -	19.261	24.347	117.3	13.115	17.747	108.4	1:14.470	79.30	7.078	10:20:11.457	
5 -	19.104	23.819	117.5	12.547	17.315	110.1	1:12.785	81.13	5.393	10:21:24.242	
6 -	18.696	23.622	117.9	12.366	17.436	110.0	1:12.120	81.88	4.728	10:22:36.362	
7 -	18.733	24.607	111.6	12.968	17.491	110.1	1:13.799	80.02	6.407	10:23:50.161	
8 -	18.529	23.266	120.0	12.136	17.379	111.8	1:11.310	82.81	3.918	10:25:01.471	
9 -	18.558	23.239	119.6	12.433	17.148	112.4	1:11.378	82.73	3.986	10:26:12.849	
10 -	18.389	22.967	121.3	12.429	16.932	112.0	1:10.717	83.51	3.325	10:27:23.566	
11 -	18.328	22.597	120.9	11.720	16.859	112.7	1:09.504	84.96	2.112	10:28:33.070	
12 -	18.111	22.977	119.8	11.607	16.682	113.1	1:09.377	85.12	1.985	10:29:42.447	
13 -	17.977	22.735	118.7	11.543	16.663	112.7	1:08.918	85.69	1.526	10:30:51.365	
14 -	17.962	22.688	117.9	11.408	16.597	111.8	1:08.655	86.01	1.263	10:32:00.020	
15 -	18.504	22.886	118.5	11.528	16.780	112.7	1:09.698	84.73	2.306	10:33:09.718	
16 -	18.022	23.116	117.9	12.050	IN PIT	1:17.707	P	75.99	10.315	10:34:27.425	
17 -	OUTLAP	24.083	116.7	11.768	16.640	113.5	2:52.479	34.23	1:45.087	10:37:19.904	
18 -	18.031	22.599	118.1	11.204	16.444	113.5	1:08.278	86.49	0.886	10:38:28.182	
19 -	17.803	22.408	118.1	11.105	16.358	114.7	1:07.674	(3)	87.26	0.282	10:39:35.856
20 -	17.789	22.346	117.1	11.176	16.323	115.5	1:07.634	(2)	87.31	0.242	10:40:43.490
21 -	17.899	22.434	117.3	11.276	16.334	115.5	1:07.943	86.92	0.551	10:41:51.433	
22 -	17.852	22.536	119.8	11.293	16.397	116.5	1:08.078	86.74	0.686	10:42:59.511	
23 -	17.634	22.052	120.2	11.252	16.454	114.7	1:07.392	(1)	87.63		10:44:06.903
24 -	18.175	22.118	120.2	11.261	16.563	114.1	1:08.117	86.69	0.725	10:45:15.020	

P10 12		Josh BANNISTER				Honda - Dunsley Heat Racing					
IDEAL LAP TIME : 1:07.096		BEST LAP TIME : 1:07.400		DIFFERENCE : 0.304							
LAP	SECTOR 1	SECTOR 2	SECTOR 3	SECTOR 4	LAP TIME	MPH	DIFF	TIME OF DAY			
1 -	OUTLAP	28.427	90.8	15.372	19.430	98.9		10:16:26.342			
2 -	20.500	26.788	101.8	14.264	18.675	104.2	1:20.227	73.61	12.827	10:17:46.569	
3 -	20.215	25.287	98.6	13.976	18.197	103.7	1:17.675	76.03	10.275	10:19:04.244	
4 -	19.589	24.535	109.8	13.079	17.555	106.5	1:14.758	78.99	7.358	10:20:19.002	
5 -	19.149	24.246	108.4	12.955	17.391	107.2	1:13.741	80.08	6.341	10:21:32.743	
6 -	18.998	23.398	107.0	13.022	17.715	108.2	1:13.133	80.75	5.733	10:22:45.876	
7 -	18.809	23.829	108.2	12.718	17.811	106.8	1:13.167	80.71	5.767	10:23:59.043	
8 -	18.983	24.277	110.7	12.219	17.196	110.1	1:12.675	81.26	5.275	10:25:11.718	
9 -	18.393	23.298	111.4	12.237	17.117	111.2	1:11.045	83.12	3.645	10:26:22.763	
10 -	18.173	23.344	113.3	11.951	16.909	110.9	1:10.377	83.91	2.977	10:27:33.140	
11 -	18.228	22.916	113.3	11.988	16.869	112.4	1:10.001	84.36	2.601	10:28:43.141	
12 -	18.669	23.573	115.3	12.574	16.875	112.4	1:11.691	82.37	4.291	10:29:54.832	
13 -	18.358	23.228	113.5	12.141	17.021	111.6	1:10.748	83.47	3.348	10:31:05.580	
14 -	18.092	22.693	114.5	11.857	16.664	113.7	1:09.306	85.21	1.906	10:32:14.886	
15 -	18.068	22.395	118.9	11.810	16.565	113.9	1:08.838	85.79	1.438	10:33:23.724	
16 -	17.986	23.068	118.1	11.851	16.703	114.5	1:09.608	84.84	2.208	10:34:33.332	
17 -	17.866	22.919	114.9	12.525	16.820	114.1	1:10.130	84.21	2.730	10:35:43.462	
18 -	17.880	22.312	118.3	11.624	16.634	114.9	1:08.450	86.27	1.050	10:36:51.912	
19 -	18.040	22.535	117.9	11.529	16.511	114.1	1:08.615	86.06	1.215	10:38:00.527	
20 -	18.030	23.239	115.3	11.484	16.578	114.7	1:09.331	85.18	1.931	10:39:09.858	
21 -	17.611	22.427	117.1	11.687	16.293	115.5	1:08.018	86.82	0.618	10:40:17.876	
22 -	17.418	22.309	117.3	11.402	16.306	115.3	1:07.435	(2)	87.57	0.035	10:41:25.311
23 -	17.454	22.446	117.7	11.672	16.414	115.9	1:07.986	86.86	0.586	10:42:33.297	
24 -	17.690	22.111	119.1	11.274	16.325	117.1	1:07.400	(1)	87.62		10:43:40.697
25 -	17.486	22.419	119.8	11.497	16.519	114.9	1:07.921	86.94	0.521	10:44:48.618	
26 -	17.759	22.223	119.1	11.479	16.456	115.1	1:07.917	(3)	86.95	0.517	10:45:56.535

Weather / Track : Cloudy / Wet

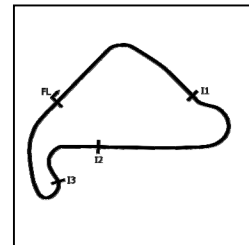
Silverstone
Circuit Length = 1.6404 miles
Start: 10:15 Flag 10:45 End: 10:46

MCRCB BULLETIN TK016

2021 Bennetts British Superbike Championship - Round 8

2021 Honda British Talent Cup

FREE PRACTICE 1 - SECTOR ANALYSIS



SECTOR 1 = FL to I1, SECTOR 2 = I1 to I2 SECTOR 3 = I2 to I3, SECTOR 4 = I3 to FL, DIFF = Difference To Personal Best Lap, P = Crossed Finish Line in Pit Lane, D = Time Disallowed

P11 29		Lucas BROWN				Honda - Amphibian Scaffolding / SP125 Racing				
IDEAL LAP TIME : 1:07.510		BEST LAP TIME : 1:07.525		DIFFERENCE : 0.015						
LAP	SECTOR 1	SECTOR 2		SECTOR 3		SECTOR 4	LAP TIME	MPH	DIFF	TIME OF DAY
1 -	OUTLAP	26.457	101.3	15.167	19.783	102.1				10:16:26.566
2 -	20.745	25.053	112.5	13.661	18.571	103.0	1:18.030	75.68	10.505	10:17:44.596
3 -	19.816	24.288	109.8	13.368		IN PIT	1:22.937 P	71.20	15.412	10:19:07.533
4 -	OUTLAP	24.154	113.1	13.388	18.558	104.3	2:04.298	47.51	56.773	10:21:11.831
5 -	19.947	24.463	114.1	13.030	18.275	104.3	1:15.715	77.99	8.190	10:22:27.546
6 -	19.554	24.295	114.5	12.764	18.235	105.1	1:14.848	78.90	7.323	10:23:42.394
7 -	19.630	24.285	116.1	12.719	17.888	106.6	1:14.522	79.24	6.997	10:24:56.916
8 -	19.043	23.119	115.5	12.001	17.602	105.8	1:11.765	82.29	4.240	10:26:08.681
9 -	19.046	23.092	114.7	12.065	17.517	107.7	1:11.720	82.34	4.195	10:27:20.401
10 -	18.891	23.309	115.9	11.711		IN PIT	1:18.131 P	75.58	10.606	10:28:38.532
11 -	OUTLAP	24.191	115.3	12.251	17.948	106.6	7:41.857	12.78	6:34.332	10:36:20.389
12 -	19.513	22.920	116.7	11.485	17.204	109.1	1:11.122	83.03	3.597	10:37:31.511
13 -	18.521	23.109	117.3	11.392	16.830	107.0	1:09.852	84.54	2.327	10:38:41.363
14 -	18.488	22.609	116.7	11.305	17.319	106.3	1:09.721	84.70	2.196	10:39:51.084
15 -	18.578	22.502	115.7	11.321	16.889	109.2	1:09.290	85.23	1.765	10:41:00.374
16 -	18.216	22.330	115.9	11.144	16.609	111.6	1:08.299 (3)	86.46	0.774	10:42:08.673
17 -	18.076	22.803	117.7	11.490	16.760	112.7	1:09.129	85.42	1.604	10:43:17.802
18 -	18.096	22.257	115.9	10.940	16.628	111.6	1:07.921 (2)	86.94	0.396	10:44:25.723
19 -	18.091	22.103	116.7	10.837	16.494	112.5	1:07.525 (1)	87.45		10:45:33.248

P12 52		Evan BELFORD				Honda - City Lifting by RS Racing				
IDEAL LAP TIME : 1:07.048		BEST LAP TIME : 1:07.592		DIFFERENCE : 0.544						
LAP	SECTOR 1	SECTOR 2		SECTOR 3		SECTOR 4	LAP TIME	MPH	DIFF	TIME OF DAY
1 -	OUTLAP	26.515	91.8	15.495	19.349	106.3				10:22:34.213
2 -	20.414	24.917	113.5	13.559	18.157	111.4	1:17.047	76.65	9.455	10:23:51.260
3 -	19.789	23.798	119.6	12.858	17.519	113.9	1:13.964	79.84	6.372	10:25:05.224
4 -	19.367	23.562	116.9	12.797	17.267	114.5	1:12.993	80.90	5.401	10:26:18.217
5 -	19.048	23.076	117.5	12.295	17.575	111.8	1:11.994	82.03	4.402	10:27:30.211
6 -	18.933	22.847	118.9	12.028	17.057	114.7	1:10.865	83.33	3.273	10:28:41.076
7 -	18.454	22.681	119.8	11.704	17.212	116.3	1:10.051	84.30	2.459	10:29:51.127
8 -	18.251	22.447	120.9	11.793	17.303	115.3	1:09.794	84.61	2.202	10:31:00.921
9 -	18.273	22.860	119.4	11.508	16.690	115.7	1:09.331	85.18	1.739	10:32:10.252
10 -	17.998	22.323	119.8	11.461	16.796	116.1	1:08.578	86.11	0.986	10:33:18.830
11 -	17.899	22.166	120.0	11.501	16.523	116.7	1:08.089	86.73	0.497	10:34:26.919
12 -	18.193	22.455	121.1	11.297	16.515	117.1	1:08.460	86.26	0.868	10:35:35.379
13 -	18.197	22.289	119.6	11.366	16.622	115.7	1:08.474	86.24	0.882	10:36:43.853
14 -	18.074	22.134	120.9	11.168	16.452	116.9	1:07.828 (3)	87.06	0.236	10:37:51.681
15 -	18.028	22.203	118.5	11.597	16.949	113.5	1:08.777	85.86	1.185	10:39:00.458
16 -	18.181	22.174	120.0	11.259	16.463	117.5	1:08.077	86.74	0.485	10:40:08.535
17 -	17.908	22.361	121.5	11.488	16.640	118.9	1:08.397	86.34	0.805	10:41:16.932
18 -	18.087	22.156	121.1	11.157	16.562	118.9	1:07.962	86.89	0.370	10:42:24.894
19 -	18.080	21.925	122.2	11.109	16.478	118.7	1:07.592 (1)	87.37		10:43:32.486
20 -	17.924	21.842	122.9	11.302	16.558	117.5	1:07.626 (2)	87.32	0.034	10:44:40.112
21 -	17.780	21.707	123.5	11.728	16.625	119.4	1:07.840	87.05	0.248	10:45:47.952

Weather / Track : Cloudy / Wet

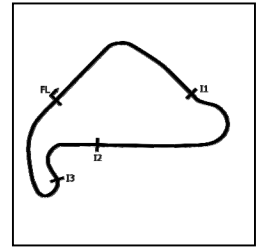
Silverstone
Circuit Length = 1.6404 miles
Start: 10:15 Flag 10:45 End: 10:46

MCRCB BULLETIN TK016

2021 Bennetts British Superbike Championship - Round 8

2021 Honda British Talent Cup

FREE PRACTICE 1 - SECTOR ANALYSIS



SECTOR 1 = FL to I1, SECTOR 2 = I1 to I2 SECTOR 3 = I2 to I3, SECTOR 4 = I3 to FL, DIFF = Difference To Personal Best Lap, P = Crossed Finish Line in Pit Lane, D = Time Disallowed

P13 23		Rhys STEPHENSON				Honda - Rocket Racing			
IDEAL LAP TIME : 1:07.624		BEST LAP TIME : 1:08.008				DIFFERENCE : 0.384			
LAP	SECTOR 1	SECTOR 2	SECTOR 3	SECTOR 4	LAP TIME	MPH	DIFF	TIME OF DAY	
1 -	OUTLAP	25.460	113.7	14.392	18.627	106.5		10:16:21.664	
2 -	20.146	25.159	112.7	13.738	18.152	109.6	1:17.195	10:17:38.859	
3 -	19.618	24.652	117.3	13.130	17.705	111.4	1:15.105	10:18:53.964	
4 -	19.691	23.778	115.1	12.917	17.167	112.7	1:13.553	10:20:07.517	
5 -	18.960	23.268	113.9	12.847	17.403	113.3	1:12.478	10:21:19.995	
6 -	18.847	23.562	112.9	13.167	18.020	109.6	1:13.596	10:22:33.591	
7 -	18.900	23.079	115.7	12.635	17.250	112.9	1:11.864	10:23:45.455	
8 -	18.533	22.552	120.2	12.340	16.922	114.5	1:10.347	10:24:55.802	
9 -	18.307	22.556	119.4	12.593	16.626	114.5	1:10.082	10:26:05.884	
10 -	18.391	22.895	118.9	12.167	16.961	113.5	1:10.414	10:27:16.298	
11 -	18.549	23.809	101.5	12.784	IN PIT		1:22.866 P	10:28:39.164	
12 -	OUTLAP	23.108	118.9	12.286	17.068	113.1	1:58.624	10:30:37.788	
13 -	18.152	23.219	116.3	12.220	16.754	113.9	1:10.345	10:31:48.133	
14 -	18.057	23.229	117.9	11.894	16.813	113.7	1:09.993	10:32:58.126	
15 -	18.284	22.965	117.7	11.964	IN PIT		1:18.141 P	10:34:16.267	
16 -	OUTLAP	22.907	118.5	12.085	16.621	114.1	2:32.595	10:36:48.862	
17 -	17.847	22.919	117.7	11.453	16.393	113.7	1:08.612	10:37:57.474	
18 -	18.157	22.946	118.1	11.611	16.461	114.9	1:09.175	10:39:06.649	
19 -	17.703	22.517	118.7	11.562	16.226	116.3	1:08.008 (1)	10:40:14.657	
20 -	17.815	22.357	120.6	11.674	16.183	115.7	1:08.029 (3)	10:41:22.686	
21 -	17.924	22.466	116.7	11.489	16.642	114.1	1:08.521	10:42:31.207	
22 -	17.857	22.484	117.5	11.381	16.304	115.1	1:08.026 (2)	10:43:39.233	
23 -	17.857	22.425	116.3	11.521	16.703	113.5	1:08.506	10:44:47.739	
24 -	17.764	22.678	117.7	11.569	16.635	113.9	1:08.646	10:45:56.385	

P14 53		Kiyano VEIJER				Honda - Microlise Cresswell Racing			
IDEAL LAP TIME : 1:07.984		BEST LAP TIME : 1:08.204				DIFFERENCE : 0.220			
LAP	SECTOR 1	SECTOR 2	SECTOR 3	SECTOR 4	LAP TIME	MPH	DIFF	TIME OF DAY	
1 -	OUTLAP	28.403	97.2	16.081	20.967	97.1		10:17:10.632	
2 -	21.088	25.076	113.7	14.359	18.885	105.0	1:19.408	10:18:30.040	
3 -	20.123	24.990	105.8	14.399	18.597	107.0	1:18.109	10:19:48.149	
4 -	19.871	24.615	112.0	13.620	17.646	109.2	1:15.752	10:21:03.901	
5 -	19.228	24.056	114.7	13.630	17.636	110.5	1:14.550	10:22:18.451	
6 -	19.172	23.525	112.7	13.231	17.304	113.3	1:13.232	10:23:31.683	
7 -	18.395	23.287	118.5	12.749	17.213	113.7	1:11.644	10:24:43.327	
8 -	18.552	23.355	113.3	12.959	17.219	112.7	1:12.085	10:25:55.412	
9 -	18.514	22.961	117.7	12.537	17.051	113.3	1:11.063	10:27:06.475	
10 -	18.353	23.108	116.7	12.476	16.996	114.3	1:10.933	10:28:17.408	
11 -	18.647	22.745	118.3	13.204	17.277	112.0	1:11.873	10:29:29.281	
12 -	18.247	22.650	116.1	12.378	17.108	114.3	1:10.383	10:30:39.664	
13 -	18.086	22.804	118.7	12.185	16.880	114.5	1:09.955	10:31:49.619	
14 -	18.006	23.240	109.1	12.398	16.891	113.5	1:10.535	10:33:00.154	
15 -	18.051	22.551	121.1	11.969	17.004	114.9	1:09.575	10:34:09.729	
16 -	18.037	22.548	121.7	11.719	16.687	115.7	1:08.991	10:35:18.720	
17 -	18.157	22.598	121.1	11.693	16.689	114.7	1:09.137	10:36:27.857	
18 -	18.073	22.532	119.4	11.863	16.625	115.1	1:09.093	10:37:36.950	
19 -	18.017	22.268	119.1	11.841	16.513	116.7	1:08.639	10:38:45.589	
20 -	17.845	22.510	120.0	11.644	16.378	116.9	1:08.377 (3)	10:39:53.966	
21 -	18.047	22.929	117.1	12.021	16.442	114.9	1:09.439	10:41:03.405	
22 -	18.003	22.258	119.6	11.633	16.352	116.9	1:08.246 (2)	10:42:11.651	
23 -	17.969	22.362	120.6	11.606	16.470	115.5	1:08.407	10:43:20.058	
24 -	17.916	22.263	121.1	11.626	16.399	115.7	1:08.204 (1)	10:44:28.262	
25 -	19.469	23.651	114.5	11.529	16.518	116.1	1:11.167	10:45:39.429	

Weather / Track : Cloudy / Wet

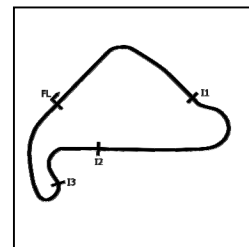
Silverstone
Circuit Length = 1.6404 miles
Start: 10:15 Flag 10:45 End: 10:46

MCRCB BULLETIN TK016

2021 Bennetts British Superbike Championship - Round 8

2021 Honda British Talent Cup

FREE PRACTICE 1 - SECTOR ANALYSIS



SECTOR 1 = FL to I1, SECTOR 2 = I1 to I2 SECTOR 3 = I2 to I3, SECTOR 4 = I3 to FL, DIFF = Difference To Personal Best Lap, P = Crossed Finish Line in Pit Lane, D = Time Disallowed

P15 33 JJ CUNNINGHAM		Honda - Thorneycroft56 / JCRsupersport									
IDEAL LAP TIME : 1:07.953		BEST LAP TIME : 1:08.452		DIFFERENCE : 0.499							
LAP	SECTOR 1	SECTOR 2		SECTOR 3		SECTOR 4		LAP TIME	MPH	DIFF	TIME OF DAY
1 -	OUTLAP	28.070	98.3	15.232	19.077	105.6					10:16:25.599
2 -	19.861	24.515	114.9	13.440	18.034	110.3	1:15.850	77.85	7.398		10:17:41.449
3 -	18.834	23.771	116.3	13.106	17.821	111.8	1:13.532	80.31	5.080		10:18:54.981
4 -	19.185	23.989	116.9	13.086	17.463	113.7	1:13.723	80.10	5.271		10:20:08.704
5 -	18.792	23.578	115.3	12.941	17.525	112.7	1:12.836	81.08	4.384		10:21:21.540
6 -	18.647	23.976	115.5	12.956	17.720	110.7	1:13.299	80.56	4.847		10:22:34.839
7 -	19.504	24.061	115.7	12.552	17.534	112.9	1:13.651	80.18	5.199		10:23:48.490
8 -	18.537	23.782	116.7	12.316	17.314	112.5	1:11.949	82.08	3.497		10:25:00.439
9 -	18.643	23.903	115.7	13.008	17.280	114.1	1:12.834	81.08	4.382		10:26:13.273
10 -	18.306	23.630	118.7	11.980	17.308	113.5	1:11.224	82.91	2.772		10:27:24.497
11 -	18.584	23.604	116.9	12.078	17.078	114.3	1:11.344	82.77	2.892		10:28:35.841
12 -	18.417	23.268	117.3	11.664	17.014	113.5	1:10.363	83.93	1.911		10:29:46.204
13 -	18.224	23.299	115.7	12.180	16.977	113.3	1:10.680	83.55	2.228		10:30:56.884
14 -	18.061	23.266	115.9	11.818	16.783	113.9	1:09.928	84.45	1.476		10:32:06.812
15 -	17.991	22.939	116.1	11.712	16.753	114.1	1:09.395	85.10	0.943		10:33:16.207
16 -	17.916	23.040	115.9	12.036	17.061	110.3	1:10.053	84.30	1.601		10:34:26.260
17 -	18.248	23.146	114.9	11.725	16.812	113.9	1:09.931	84.44	1.479		10:35:36.191
18 -	17.768	23.073	117.3	11.559	16.572	114.9	1:08.972	85.62	0.520		10:36:45.163
19 -	18.153	23.221	115.9	11.609	16.714	114.3	1:09.697	84.73	1.245		10:37:54.860
20 -	18.198	23.005	115.1	11.618	16.753	115.1	1:09.574	84.88	1.122		10:39:04.434
21 -	18.099	23.155	116.3	11.601	16.521	115.1	1:09.376	85.12	0.924		10:40:13.810
22 -	17.762	22.740	115.3	11.404	16.673	114.3	1:08.579 (2)	86.11	0.127		10:41:22.389
23 -	18.278	22.555	117.1	11.861	16.831	114.9	1:09.525	84.94	1.073		10:42:31.914
24 -	18.011	22.518	116.9	11.363	16.560	115.5	1:08.452 (1)	86.27			10:43:40.366
25 -	17.694	22.489	117.3	11.858	16.841	115.1	1:08.882	85.73	0.430		10:44:49.248
26 -	18.099	22.375	117.3	11.475	16.653	115.3	1:08.602 (3)	86.08	0.150		10:45:57.850

P16 71 Daniel GOODMAN		Honda - MLav VisionTrack Academy									
IDEAL LAP TIME : 1:08.082		BEST LAP TIME : 1:08.609		DIFFERENCE : 0.527							
LAP	SECTOR 1	SECTOR 2		SECTOR 3		SECTOR 4		LAP TIME	MPH	DIFF	TIME OF DAY
1 -	OUTLAP	28.140	82.0	15.732	19.320	94.3					10:16:30.761
2 -	21.145	25.989	103.5	14.338	18.171	106.0	1:19.643	74.15	11.034		10:17:50.404
3 -	19.889	24.015	105.1	13.370	17.597	110.1	1:14.871	78.87	6.262		10:19:05.275
4 -	19.011	24.243	107.2	13.407	17.227	111.1	1:13.888	79.92	5.279		10:20:19.163
5 -	18.827	23.259	105.6	13.244	17.235	109.1	1:12.565	81.38	3.956		10:21:31.728
6 -	18.899	23.526	106.8	13.442	17.943	108.5	1:13.810	80.01	5.201		10:22:45.538
7 -	18.786	23.593	110.7	13.301	17.812	106.6	1:13.492	80.35	4.883		10:23:59.030
8 -	19.235	24.138	104.5	13.335	17.391	112.2	1:14.099	79.69	5.490		10:25:13.129
9 -	18.479	23.153	113.3	12.875	17.088	112.2	1:11.595	82.48	2.986		10:26:24.724
10 -	18.542	22.705	112.4	12.647	17.083	111.8	1:10.977	83.20	2.368		10:27:35.701
11 -	18.493	22.743	112.4	12.358	16.554	113.5	1:10.148	84.18	1.539		10:28:45.849
12 -	18.418	22.527	113.1	12.095	16.482	113.7	1:09.522	84.94	0.913		10:29:55.371
13 -	18.212	23.213	110.1	12.621	16.899	113.1	1:10.945	83.24	2.336		10:31:06.316
14 -	18.428	23.245	115.5	12.588	16.876	112.5	1:11.137	83.01	2.528		10:32:17.453
15 -	18.490	23.015	113.9	12.394	16.613	112.5	1:10.512	83.75	1.903		10:33:27.965
16 -	18.023	22.113	114.9	12.009	16.545	113.3	1:08.690 (2)	85.97	0.081		10:34:36.655
17 -	18.192	22.600	114.3	12.080	16.416	114.3	1:09.288	85.23	0.679		10:35:45.943
18 -	17.992	22.544	114.9	12.232	16.996	111.8	1:09.764	84.65	1.155		10:36:55.707
19 -	18.017	22.706	111.8	12.242	16.592	113.5	1:09.557	84.90	0.948		10:38:05.264
20 -	18.247	22.991	113.1	12.832	17.401	110.5	1:11.471	82.63	2.862		10:39:16.735
21 -	18.367	22.811	113.7	11.986	16.848	113.3	1:10.012	84.35	1.403		10:40:26.747
22 -	18.579	23.853	110.5	12.259	17.291	112.7	1:11.982	82.04	3.373		10:41:38.729
23 -	18.329	22.581	113.3	12.214	16.322	113.7	1:09.446	85.03	0.837		10:42:48.175
24 -	18.022	22.358	114.5	11.657	16.572	110.7	1:08.609 (1)	86.07			10:43:56.784
25 -	18.317	22.442	114.7	11.655	16.586	113.1	1:09.000 (3)	85.58	0.391		10:45:05.784

Weather / Track : Cloudy / Wet

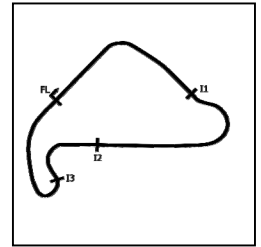
Silverstone
Circuit Length = 1.6404 miles
Start: 10:15 Flag 10:45 End: 10:46

MCRCB BULLETIN TK016

2021 Bennetts British Superbike Championship - Round 8

2021 Honda British Talent Cup

FREE PRACTICE 1 - SECTOR ANALYSIS



SECTOR 1 = FL to I1, SECTOR 2 = I1 to I2 SECTOR 3 = I2 to I3, SECTOR 4 = I3 to FL, DIFF = Difference To Personal Best Lap, P = Crossed Finish Line in Pit Lane, D = Time Disallowed

P17 61		Harrison MACKAY				Honda - True Heroes Racing / Super Soco					
IDEAL LAP TIME : 1:08.965		BEST LAP TIME : 1:09.090		DIFFERENCE : 0.125							
LAP	SECTOR 1	SECTOR 2		SECTOR 3		SECTOR 4		LAP TIME	MPH	DIFF	TIME OF DAY
1 -	OUTLAP	25.552	99.7	15.323	18.162	113.5					10:16:59.012
2 -	20.353	24.390	114.1	13.419	17.510	115.9	1:15.672	78.04	6.582		10:18:14.684
3 -	18.792	23.813	118.9	12.964	17.510	116.7	1:13.079	80.81	3.989		10:19:27.763
4 -	18.667	23.538	117.1	13.120	17.448	116.7	1:12.773	81.15	3.683		10:20:40.536
5 -	18.659	24.158	117.1	12.996	17.334	116.3	1:13.147	80.73	4.057		10:21:53.683
6 -	18.563	23.626	117.1	12.900	17.188	116.9	1:12.277	81.70	3.187		10:23:05.960
7 -	18.415	23.658	117.9	13.127	17.836	114.1	1:13.036	80.85	3.946		10:24:18.996
8 -	18.963	23.631	120.0	12.812	17.336	117.5	1:12.742	81.18	3.652		10:25:31.738
9 -	18.767	23.496	118.9	12.856	17.285	117.7	1:12.404	81.56	3.314		10:26:44.142
10 -	18.635	23.378	118.5	13.260	17.583	114.1	1:12.856	81.05	3.766		10:27:56.998
11 -	19.026	23.415	120.6	12.621	17.067	117.7	1:12.129	81.87	3.039		10:29:09.127
12 -	18.482	23.301	119.8	12.658	17.138	116.9	1:11.579	82.50	2.489		10:30:20.706
13 -	18.536	23.017	118.1	12.535	17.158	117.1	1:11.246	82.89	2.156		10:31:31.952
14 -	18.321	23.336	118.5	12.457	17.169	116.9	1:11.283	82.84	2.193		10:32:43.235
15 -	18.330	23.172	119.1	12.468	17.079	116.7	1:11.049	83.12	1.959		10:33:54.284
16 -	18.417	23.248	119.1	12.355	17.145	117.9	1:11.165	82.98	2.075		10:35:05.449
17 -	18.120	23.014	120.0	12.365	16.910	117.7	1:10.409	83.87	1.319		10:36:15.858
18 -	18.153	23.085	120.0	12.663	17.030	116.9	1:10.931	83.25	1.841		10:37:26.789
19 -	18.550	22.972	120.4	12.017	16.943	116.9	1:10.482	83.78	1.392		10:38:37.271
20 -	18.366	23.016	119.1	12.250	16.904	116.1	1:10.536	83.72	1.446		10:39:47.807
21 -	18.430	23.019	118.9	11.995	16.910	116.7	1:10.354	83.94	1.264		10:40:58.161
22 -	18.211	23.004	118.7	11.881	16.808	117.7	1:09.904 (3)	84.48	0.814		10:42:08.065
23 -	18.272	23.011	119.4	11.981	16.923	118.5	1:10.187	84.14	1.097		10:43:18.252
24 -	17.995	22.655	121.5	11.701	16.778	117.9	1:09.129 (2)	85.42	0.039		10:44:27.381
25 -	18.023	22.610	121.1	11.798	16.659	117.1	1:09.090 (1)	85.47			10:45:36.471

P18 79		Harley McCABE				Honda - MLav VisionTrack Academy					
IDEAL LAP TIME : 1:09.053		BEST LAP TIME : 1:09.150		DIFFERENCE : 0.097							
LAP	SECTOR 1	SECTOR 2		SECTOR 3		SECTOR 4		LAP TIME	MPH	DIFF	TIME OF DAY
1 -	OUTLAP	27.995	94.1	16.077	19.734	104.8					10:16:37.179
2 -	21.275	25.377	108.7	14.859	19.319	106.5	1:20.830	73.06	11.680		10:17:58.009
3 -	21.016	25.655	112.7	14.302	18.753	111.4	1:19.726	74.07	10.576		10:19:17.735
4 -	19.678	24.700	115.9	14.060	18.501	112.4	1:16.939	76.75	7.789		10:20:34.674
5 -	19.181	24.202	118.9	13.791	18.015	113.9	1:15.189	78.54	6.039		10:21:49.863
6 -	19.218	23.875	119.4	13.370	18.048	111.6	1:14.511	79.25	5.361		10:23:04.374
7 -	19.191	23.757	119.6	13.476	18.089	112.4	1:14.513	79.25	5.363		10:24:18.887
8 -	18.975	23.671	120.9	13.252	17.893	114.7	1:13.791	80.03	4.641		10:25:32.678
9 -	19.088	23.649	120.4	13.185	17.908	111.4	1:13.830	79.99	4.680		10:26:46.508
10 -	19.225	23.465	120.6	12.986	17.591	114.1	1:13.267	80.60	4.117		10:27:59.775
11 -	18.901	23.224	120.6	12.995	17.576	114.3	1:12.696	81.23	3.546		10:29:12.471
12 -	18.680	23.053	121.5	12.986	17.624	113.9	1:12.343	81.63	3.193		10:30:24.814
13 -	18.520	23.177	120.9	13.074	17.671	115.1	1:12.442	81.52	3.292		10:31:37.256
14 -	18.818	23.295	121.3	12.570	17.674	113.7	1:12.357	81.61	3.207		10:32:49.613
15 -	18.857	23.118	120.2	12.496	17.502	114.3	1:11.973	82.05	2.823		10:34:01.586
16 -	18.480	22.925	120.9	12.627	17.539	115.1	1:11.571	82.51	2.421		10:35:13.157
17 -	18.424	23.463	117.7	12.344	17.047	116.3	1:11.278	82.85	2.128		10:36:24.435
18 -	18.470	22.938	122.2	12.517	17.336	114.9	1:11.261	82.87	2.111		10:37:35.696
19 -	18.409	23.200	116.5	12.739	17.035	117.3	1:11.383	82.73	2.233		10:38:47.079
20 -	18.387	23.023	120.9	12.467	17.132	116.1	1:11.009	83.16	1.859		10:39:58.088
21 -	18.400	22.919	121.1	12.314	16.961	115.5	1:10.594	83.65	1.444		10:41:08.682
22 -	18.528	22.758	122.9	11.940	17.106	117.1	1:10.332	83.96	1.182		10:42:19.014
23 -	18.188	22.660	120.6	12.297	17.009	117.1	1:10.154 (3)	84.18	1.004		10:43:29.168
24 -	18.037	22.654	120.4	12.071	16.786	117.3	1:09.548 (2)	84.91	0.398		10:44:38.716
25 -	18.134	22.357	123.5	11.897	16.762	118.1	1:09.150 (1)	85.40			10:45:47.866

Weather / Track : Cloudy / Wet

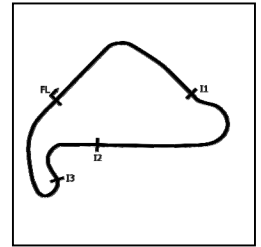
Silverstone
Circuit Length = 1.6404 miles
Start: 10:15 Flag 10:45 End: 10:46

MCRCB BULLETIN TK016

2021 Bennetts British Superbike Championship - Round 8

2021 Honda British Talent Cup

FREE PRACTICE 1 - SECTOR ANALYSIS



SECTOR 1 = FL to I1, SECTOR 2 = I1 to I2 SECTOR 3 = I2 to I3, SECTOR 4 = I3 to FL, DIFF = Difference To Personal Best Lap, P = Crossed Finish Line in Pit Lane, D = Time Disallowed

P19 99		Peter WILLIS				Honda - WM Racing					
IDEAL LAP TIME : 1:09.165		BEST LAP TIME : 1:09.301				DIFFERENCE : 0.136					
LAP	SECTOR 1	SECTOR 2		SECTOR 3		SECTOR 4		LAP TIME	MPH	DIFF	TIME OF DAY
1 -	OUTLAP	28.021	94.9	16.089	20.120	97.6					10:16:29.391
2 -	21.726	25.529	106.0	14.508	19.252	98.5	1:21.015	72.89	11.714		10:17:50.406
3 -	20.810	24.718	114.1	13.931	18.662	104.2	1:18.121	75.59	8.820		10:19:08.527
4 -	19.954	24.658	113.1	13.905	IN PIT		1:25.294	P 69.23	15.993		10:20:33.821
5 -	OUTLAP	25.915	115.5	13.713	18.569	104.3	1:51.356	53.03	42.055		10:22:25.177
6 -	20.151	24.425	118.1	13.136	18.827	104.2	1:16.539	77.15	7.238		10:23:41.716
7 -	19.629	25.378	108.2	13.068	18.015	107.2	1:16.090	77.61	6.789		10:24:57.806
8 -	19.248	23.355	116.7	12.645	17.474	107.7	1:12.722	81.20	3.421		10:26:10.528
9 -	18.977	23.907	109.8	12.763	17.499	108.2	1:13.146	80.73	3.845		10:27:23.674
10 -	18.962	23.473	121.3	12.203	17.376	108.2	1:12.014	82.00	2.713		10:28:35.688
11 -	18.830	23.317	118.7	12.582	17.750	107.3	1:12.479	81.48	3.178		10:29:48.167
12 -	18.663	23.324	118.3	12.645	17.690	110.1	1:12.322	81.65	3.021		10:31:00.489
13 -	18.526	23.296	115.5	12.004	16.948	112.0	1:10.774	83.44	1.473		10:32:11.263
14 -	18.343	22.974	119.8	12.139	17.343	110.1	1:10.799	83.41	1.498		10:33:22.062
15 -	18.468	22.806	118.9	11.914	16.907	112.7	1:10.095	84.25	0.794		10:34:32.157
16 -	18.485	23.298	118.9	12.521	16.920	110.5	1:11.224	82.91	1.923		10:35:43.381
17 -	18.544	22.783	121.1	12.018	17.126	111.8	1:10.471	83.80	1.170		10:36:53.852
18 -	18.473	23.245	119.6	11.890	17.226	109.2	1:10.834	83.37	1.533		10:38:04.686
19 -	18.506	22.998	119.8	11.986	17.042	112.5	1:10.532	83.73	1.231		10:39:15.218
20 -	18.260	22.732	120.0	11.784	17.057	113.3	1:09.833	84.56	0.532		10:40:25.051
21 -	18.616	22.926	118.9	11.974	17.110	111.2	1:10.626	83.61	1.325		10:41:35.677
22 -	18.291	22.493	119.6	11.773	17.010	113.1	1:09.567	(3) 84.89	0.266		10:42:45.244
23 -	18.319	22.507	119.1	11.634	17.101	110.0	1:09.561	(2) 84.89	0.260		10:43:54.805
24 -	18.269	22.395	119.6	11.603	17.034	112.2	1:09.301	(1) 85.21			10:45:04.106

P20 27		Ted WILKINSON				Honda - RMB Racing					
IDEAL LAP TIME : 1:08.759		BEST LAP TIME : 1:09.312				DIFFERENCE : 0.553					
LAP	SECTOR 1	SECTOR 2		SECTOR 3		SECTOR 4		LAP TIME	MPH	DIFF	TIME OF DAY
1 -	OUTLAP	29.094	96.5	15.251	20.139	98.2					10:19:17.288
2 -	21.945	27.762	96.9	14.834	IN PIT		1:37.088	P 60.82	27.776		10:20:54.376
3 -	OUTLAP	26.295	101.5	13.795	18.517	106.8	2:52.009	34.33	1:42.697		10:23:46.385
4 -	19.781	24.813	109.2	12.797	17.861	107.5	1:15.252	78.47	5.940		10:25:01.637
5 -	19.639	23.809	115.9	13.151	17.600	106.6	1:14.199	79.59	4.887		10:26:15.836
6 -	19.233	23.999	105.5	13.358	17.689	108.7	1:14.279	79.50	4.967		10:27:30.115
7 -	19.444	23.534	113.7	12.693	17.134	111.4	1:12.805	81.11	3.493		10:28:42.920
8 -	18.812	23.488	114.5	12.353	17.028	109.8	1:11.681	82.38	2.369		10:29:54.601
9 -	18.709	23.414	114.5	12.404	17.029	112.7	1:11.556	82.53	2.244		10:31:06.157
10 -	18.533	23.357	113.5	12.353	17.002	110.9	1:11.245	82.89	1.933		10:32:17.402
11 -	18.799	23.278	116.1	12.524	16.902	111.8	1:11.503	82.59	2.191		10:33:28.905
12 -	18.319	23.020	113.7	12.556	17.047	110.7	1:10.942	83.24	1.630		10:34:39.847
13 -	18.662	22.836	115.5	12.290	16.779	111.1	1:10.567	83.68	1.255		10:35:50.414
14 -	20.504	23.383	114.3	12.177	16.808	111.4	1:12.872	81.04	3.560		10:37:03.286
15 -	18.380	22.703	115.7	11.992	16.774	112.0	1:09.849	(3) 84.54	0.537		10:38:13.135
16 -	18.487	22.706	116.5	12.375	17.614	110.9	1:11.182	82.96	1.870		10:39:24.317
17 -	18.576	23.038	110.5	12.363	17.167	110.3	1:11.144	83.01	1.832		10:40:35.461
18 -	18.559	23.003	112.5	12.192	16.799	109.6	1:10.553	83.70	1.241		10:41:46.014
19 -	18.361	22.502	114.1	11.950	16.609	113.3	1:09.422	(2) 85.06	0.110		10:42:55.436
20 -	18.324	23.044	114.7	11.407	16.537	113.3	1:09.312	(1) 85.20			10:44:04.748
21 -	18.533	22.496	116.3	12.351	17.116	110.9	1:10.496	83.77	1.184		10:45:15.244

Weather / Track : Cloudy / Wet

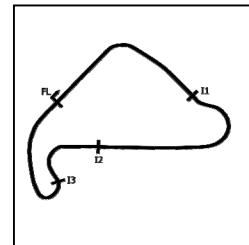
Silverstone
Circuit Length = 1.6404 miles
Start: 10:15 Flag 10:45 End: 10:46

MCRCB BULLETIN TK016

2021 Bennetts British Superbike Championship - Round 8

2021 Honda British Talent Cup

FREE PRACTICE 1 - SECTOR ANALYSIS



SECTOR 1 = FL to I1, SECTOR 2 = I1 to I2 SECTOR 3 = I2 to I3, SECTOR 4 = I3 to FL, DIFF = Difference To Personal Best Lap, P = Crossed Finish Line in Pit Lane, D = Time Disallowed

P21 15		Harrison CROSBY				Honda - Banks Racing				
IDEAL LAP TIME : 1:09.276		BEST LAP TIME : 1:09.691		DIFFERENCE : 0.415						
LAP	SECTOR 1	SECTOR 2	SECTOR 3	SECTOR 4	LAP TIME	MPH	DIFF	TIME OF DAY		
1 -	OUTLAP	25.788	110.7	13.938	18.186	107.5		10:16:30.819		
2 -	20.236	24.043	116.1	13.182	18.083	109.8	1:15.544	78.17 5.853 10:17:46.363		
3 -	19.269	23.540	115.7	13.157	17.806	112.0	1:13.772	80.05 4.081 10:19:00.135		
4 -	18.887	23.751	115.7	12.696	17.249	112.5	1:12.583	81.36 2.892 10:20:12.718		
5 -	18.903	23.484	116.1	12.450	16.892	114.9	1:11.729	82.33 2.038 10:21:24.447		
6 -	18.712	23.478	118.5	12.474	17.286	111.8	1:11.950	82.08 2.259 10:22:36.397		
7 -	18.944	24.141	116.7	12.151	17.224	114.7	1:12.460	81.50 2.769 10:23:48.857		
8 -	18.538	23.427	119.8	11.927	16.871	115.7	1:10.763	83.45 1.072 10:24:59.620		
9 -	18.607	23.257	114.3	12.588	17.054	114.5	1:11.506	82.58 1.815 10:26:11.126		
10 -	18.505	23.324	117.1	11.943	16.779	114.5	1:10.551 (3)	83.70 0.860 10:27:21.677		
11 -	18.535	22.888	117.7	11.912	16.718	114.1	1:10.053 (2)	84.30 0.362 10:28:31.730		
12 -	20.028	24.714	108.9	13.664	IN PIT	1:22.115	P 71.91	12.424 10:29:53.845		
13 -	OUTLAP	24.469	115.1	12.243	16.940	114.1	6:47.933	14.47 5:38.242 10:36:41.778		
14 -	18.288	22.690	118.1	11.580	17.133	89.0	1:09.691 (1)	84.74	0.860	10:37:51.469
15 -	23.798	34.575	78.0	16.408	IN PIT	1:42.980	P 57.34	33.289 10:39:34.449		

P22 2		Rhys COATES				Honda - Ernie Coates Race Support / SP125 Racing				
IDEAL LAP TIME : 1:09.678		BEST LAP TIME : 1:10.083		DIFFERENCE : 0.405						
LAP	SECTOR 1	SECTOR 2	SECTOR 3	SECTOR 4	LAP TIME	MPH	DIFF	TIME OF DAY		
1 -	OUTLAP	25.945	105.1	14.530	19.008	105.0		10:16:37.454		
2 -	20.674	24.536	107.2	13.868	IN PIT			10:18:01.826		
3 -	OUTLAP	23.867	115.1	12.724	18.003	108.2	2:05.494	47.05 55.411 10:20:07.320		
4 -	19.126	23.639	112.2	13.325	17.703	110.5	1:13.793	80.03 3.710 10:21:21.113		
5 -	18.979	23.571	114.3	12.700	17.976	107.7	1:13.226	80.64 3.143 10:22:34.339		
6 -	18.990	23.401	117.3	12.492	17.618	110.3	1:12.501	81.45 2.418 10:23:46.840		
7 -	19.159	23.247	117.1	12.270	17.383	111.1	1:12.059	81.95 1.976 10:24:58.899		
8 -	18.897	23.506	117.3	12.457	17.362	111.4	1:12.222	81.77 2.139 10:26:11.121		
9 -	19.078	23.863	118.3	12.838	17.514	113.1	1:13.293	80.57 3.210 10:27:24.414		
10 -	18.907	23.551	117.7	12.257	17.416	111.8	1:12.131	81.87 2.048 10:28:36.545		
11 -	18.630	24.076	117.3	12.235	17.388	111.2	1:12.329	81.65 2.246 10:29:48.874		
12 -	18.639	23.444	117.3	12.476	17.437	111.1	1:11.996	82.02 1.913 10:31:00.870		
13 -	18.899	23.319	118.1	11.891	17.271	111.8	1:11.380	82.73 1.297 10:32:12.250		
14 -	18.682	23.255	116.3	12.239	16.998	113.1	1:11.174	82.97 1.091 10:33:23.424		
15 -	18.236	23.190	117.9	12.187	17.335	112.5	1:10.948	83.23 0.865 10:34:34.372		
16 -	18.414	23.093	118.1	11.863	17.122	112.9	1:10.492	83.77 0.409 10:35:44.864		
17 -	18.167	23.334	118.1	11.831	18.113	109.8	1:11.445	82.66 1.362 10:36:56.309		
18 -	18.382	23.286	117.1	12.039	17.214	112.0	1:10.921	83.27 0.838 10:38:07.230		
19 -	18.374	23.155	118.5	12.097	17.266	112.4	1:10.892	83.30 0.809 10:39:18.122		
20 -	18.411	23.096	117.7	12.274	17.048	114.3	1:10.829	83.37 0.746 10:40:28.951		
21 -	18.264	23.023	118.1	12.028	16.967	115.5	1:10.282 (2)	84.02 0.199 10:41:39.233		
22 -	18.505	23.058	117.9	11.850	17.200	112.9	1:10.613	83.63 0.530 10:42:49.846		
23 -	18.156	23.058	117.3	11.924	17.223	111.6	1:10.361 (3)	83.93 0.278 10:44:00.207		
24 -	18.384	22.835	117.5	11.720	17.144	113.7	1:10.083 (1)	84.26	0.278	10:45:10.290

Weather / Track : Cloudy / Wet

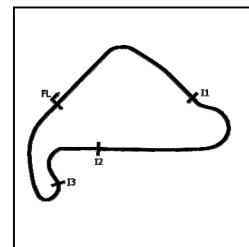
Silverstone
Circuit Length = 1.6404 miles
Start: 10:15 Flag 10:45 End: 10:46

MCRCB BULLETIN TK016

2021 Bennetts British Superbike Championship - Round 8

2021 Honda British Talent Cup

FREE PRACTICE 1 - SECTOR ANALYSIS



SECTOR 1 = FL to I1, SECTOR 2 = I1 to I2 SECTOR 3 = I2 to I3, SECTOR 4 = I3 to FL, DIFF = Difference To Personal Best Lap, P = Crossed Finish Line in Pit Lane, D = Time Disallowed

P23 44 Lucas HILL		Honda - Ashcourt Racing						
IDEAL LAP TIME : 1:10.582		BEST LAP TIME : 1:10.582		DIFFERENCE : 0.000				
LAP	SECTOR 1	SECTOR 2	SECTOR 3	SECTOR 4	LAP TIME	MPH	DIFF	TIME OF DAY
1 -	OUTLAP	27.541	101.8	15.501	20.390	97.8		10:22:47.805
2 -	22.151	26.131	112.7	14.503	19.163	102.1	1:21.948	72.06 11.366 10:24:09.753
3 -	20.818	25.363	113.3	13.827	18.779	104.2	1:18.787	74.95 8.205 10:25:28.540
4 -	20.316	25.265	107.0	14.118	18.652	104.6	1:18.351	75.37 7.769 10:26:46.891
5 -	20.006	24.115	115.7	13.826	IN PIT	115.7	1:26.078	P 68.60 15.496 10:28:12.969
6 -	OUTLAP	24.272	115.7	13.591	17.905	109.8	2:26.639	40.27 1:16.057 10:30:39.608
7 -	19.277	24.189	115.5	13.268	17.835	108.9	1:14.569	79.19 3.987 10:31:54.177
8 -	19.507	23.827	117.1	12.771	17.807	110.0	1:13.912	79.90 3.330 10:33:08.089
9 -	19.189	24.232	116.5	12.559	18.005	108.7	1:13.985	79.82 3.403 10:34:22.074
10 -	19.066	23.259	117.5	12.575	17.822	110.3	1:12.722	81.20 2.140 10:35:34.796
11 -	18.927	23.266	117.9	12.454	17.508	111.4	1:12.155	81.84 1.573 10:36:46.951
12 -	18.915	23.804	116.1	12.428	17.589	111.2	1:12.736	81.19 2.154 10:37:59.687
13 -	18.998	24.215	116.1	12.846	17.729	111.2	1:13.788	80.03 3.206 10:39:13.475
14 -	18.839	24.131	116.3	12.543	17.615	110.9	1:13.128	80.75 2.546 10:40:26.603
15 -	18.881	23.558	117.1	12.138	17.418	110.5	1:11.995	(3) 82.02 1.413 10:41:38.598
16 -	18.581	23.741	113.7	12.368	17.389	110.9	1:12.079	81.93 1.497 10:42:50.677
17 -	18.568	23.246	116.5	11.928	17.304	111.6	1:11.046	(2) 83.12 0.464 10:44:01.723
18 -	18.396	23.204	117.5	11.821	17.161	113.3	1:10.582	(1) 83.67 10:45:12.305

P24 22 Anthony EAGLE		Honda - Microlise Cresswell Racing						
IDEAL LAP TIME : 1:10.540		BEST LAP TIME : 1:10.871		DIFFERENCE : 0.331				
LAP	SECTOR 1	SECTOR 2	SECTOR 3	SECTOR 4	LAP TIME	MPH	DIFF	TIME OF DAY
1 -	OUTLAP	26.501	107.3	14.211	18.167	108.4		10:23:58.080
2 -	19.214	25.039	111.8	12.941	17.754	109.1	1:14.948	78.79 4.077 10:25:13.028
3 -	18.805	24.035	114.5	12.913	17.560	109.1	1:13.313	80.55 2.442 10:26:26.341
4 -	18.820	24.407	113.3	12.905	17.589	109.4	1:13.721	80.10 2.850 10:27:40.062
5 -	18.641	24.322	113.1	12.518	17.491	110.9	1:12.972	80.93 2.101 10:28:53.034
6 -	18.331	23.660	113.5	12.366	17.401	109.8	1:11.758	82.29 0.887 10:30:04.792
7 -	18.566	23.417	114.1	11.987	17.391	110.0	1:11.361	82.75 0.490 10:31:16.153
8 -	18.434	23.412	114.1	12.065	17.171	111.2	1:11.082	(3) 83.08 0.211 10:32:27.235
9 -	18.286	23.414	114.3	12.060	17.111	112.2	1:10.871	(1) 83.32 10:33:38.106
10 -	18.187	23.270	114.3	12.229	17.250	112.2	1:10.936	(2) 83.25 0.065 10:34:49.042

P25 21 Troy JEFFREY		Honda - Stiggymotorsport						
IDEAL LAP TIME : 1:10.811		BEST LAP TIME : 1:10.914		DIFFERENCE : 0.103				
LAP	SECTOR 1	SECTOR 2	SECTOR 3	SECTOR 4	LAP TIME	MPH	DIFF	TIME OF DAY
1 -	OUTLAP	28.516	94.7	16.084	19.746	102.4		10:16:36.436
2 -	20.904	25.239	110.3	14.862	18.895	107.2	1:19.900	73.91 8.986 10:17:56.336
3 -	20.190	24.576	111.8	13.821	18.489	110.7	1:17.076	76.62 6.162 10:19:13.412
4 -	19.561	24.463	110.1	13.870	18.746	108.9	1:16.640	77.05 5.726 10:20:30.052
5 -	19.886	25.206	105.6	13.764	18.039	110.1	1:16.895	76.80 5.981 10:21:46.947
6 -	19.706	23.996	117.7	13.291	17.973	111.2	1:14.966	78.77 4.052 10:23:01.913
7 -	19.299	24.033	111.8	13.073	17.928	109.8	1:14.333	79.44 3.419 10:24:16.246
8 -	19.293	23.433	114.5	12.811	17.672	112.9	1:13.209	80.66 2.295 10:25:29.455
9 -	19.257	23.668	115.5	12.970	17.972	110.3	1:13.867	79.95 2.953 10:26:43.322
10 -	18.986	23.656	116.5	12.847	18.125	110.1	1:13.614	80.22 2.700 10:27:56.936
11 -	19.035	23.530	116.7	12.974	17.256	116.7	1:12.795	81.12 1.881 10:29:09.731
12 -	18.429	23.610	116.5	13.017	17.567	112.0	1:12.623	81.31 1.709 10:30:22.354
13 -	18.503	23.357	114.5	12.417	17.450	114.7	1:11.727	82.33 0.813 10:31:34.081
14 -	18.405	22.992	118.3	12.414	17.103	116.5	1:10.914	(1) 83.27 10:32:44.995
15 -	18.369	23.156	115.7	12.472	17.398	114.7	1:11.395	(2) 82.71 0.481 10:33:56.390
16 -	18.481	23.223	116.1	12.347	17.362	115.5	1:11.413	(3) 82.69 0.499 10:35:07.803
17 -	18.672	23.197	118.7	12.456	17.332	116.5	1:11.657	82.41 0.743 10:36:19.460
18 -	18.558	23.010	117.7	12.395	17.638	116.3	1:11.601	82.48 0.687 10:37:31.061
19 -	18.764	24.772	108.0	12.983	IN PIT	108.0	1:23.817	P 70.45 12.903 10:38:54.878
20 -	OUTLAP	29.606	73.2	15.154	18.799	104.5	3:37.855	27.10 2:26.941 10:42:32.733
21 -	21.063	27.852	92.3	13.949	IN PIT	92.3	1:29.579	P 65.92 18.665 10:44:02.312

Weather / Track : Cloudy / Wet

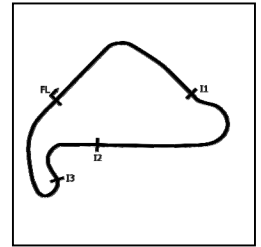
Silverstone
Circuit Length = 1.6404 miles
Start: 10:15 Flag 10:45 End: 10:46

MCRCB BULLETIN TK016

2021 Bennetts British Superbike Championship - Round 8

2021 Honda British Talent Cup

FREE PRACTICE 1 - SECTOR ANALYSIS



SECTOR 1 = FL to I1, SECTOR 2 = I1 to I2, SECTOR 3 = I2 to I3, SECTOR 4 = I3 to FL, DIFF = Difference To Personal Best Lap, P = Crossed Finish Line in Pit Lane, D = Time Disallowed

P26 96		Rossi BANHAM				Honda - MJL Racing					
IDEAL LAP TIME : 1:10.900		BEST LAP TIME : 1:11.002				DIFFERENCE : 0.102					
LAP	SECTOR 1	SECTOR 2		SECTOR 3		SECTOR 4		LAP TIME	MPH	DIFF	TIME OF DAY
1 -	OUTLAP	27.236	99.5	15.104	19.461	101.0					10:16:35.516
2 -	20.943	25.285	108.5	14.201	19.088	102.7	1:19.517	74.26	8.515		10:17:55.033
3 -	20.207	24.990	111.8	13.499	18.356	106.3	1:17.052	76.64	6.050		10:19:12.085
4 -	19.798	24.422	114.9	13.237	18.431	105.8	1:15.888	77.82	4.886		10:20:27.973
5 -	19.764	24.481	113.9	12.846	18.186	107.0	1:15.277	78.45	4.275		10:21:43.250
6 -	19.591	23.710	115.5	12.521	18.013	107.7	1:13.835	79.98	2.833		10:22:57.085
7 -	19.388	23.873	116.1	12.588	17.702	108.2	1:13.551	80.29	2.549		10:24:10.636
8 -	19.774	23.735	116.5	12.351	17.715	108.5	1:13.575	80.26	2.573		10:25:24.211
9 -	19.248	23.401	116.1	12.210	17.589	108.5	1:12.448	81.51	1.446		10:26:36.659
10 -	19.249	23.386	115.9	12.182	17.840	105.5	1:12.657	81.28	1.655		10:27:49.316
11 -	19.477	23.246	114.9	12.220	17.442	108.2	1:12.385	81.58	1.383		10:29:01.701
12 -	19.161	23.427	115.9	12.254	17.393	109.8	1:12.235	81.75	1.233		10:30:13.936
13 -	18.970	23.329	116.3	12.300	17.787	108.0	1:12.386	81.58	1.384		10:31:26.322
14 -	18.907	23.251	116.5	12.372	17.583	108.0	1:12.113	81.89	1.111		10:32:38.435
15 -	18.820	23.250	115.3	12.540	17.554	108.5	1:12.164	81.83	1.162		10:33:50.599
16 -	18.918	23.338	115.5	12.219	17.741	108.2	1:12.216	81.77	1.214		10:35:02.815
17 -	18.986	23.314	115.3	12.177	17.162	111.1	1:11.639 (3)	82.43	0.637		10:36:14.454
18 -	18.878	23.372	115.7	12.438	17.346	109.4	1:12.034	81.98	1.032		10:37:26.488
19 -	18.987	23.374	116.5	12.085	17.025	112.5	1:11.471 (2)	82.63	0.469		10:38:37.959
20 -	18.931	23.498	111.4	12.607	IN PIT		1:18.015 P	75.69	7.013		10:39:55.974
21 -	OUTLAP	23.654	113.3	12.440	17.368	111.1	2:58.627	33.06	1:47.625		10:42:54.601
22 -	19.033	23.139	116.9	12.281	17.291	110.0	1:11.744	82.31	0.742		10:44:06.345
23 -	18.915	23.028	118.1	12.027	17.032	110.7	1:11.002 (1)	83.17			10:45:17.347

P27 51		Holly HARRIS				Honda - MJL Racing					
IDEAL LAP TIME : 1:11.179		BEST LAP TIME : 1:11.460				DIFFERENCE : 0.281					
LAP	SECTOR 1	SECTOR 2		SECTOR 3		SECTOR 4		LAP TIME	MPH	DIFF	TIME OF DAY
1 -	OUTLAP	28.565	102.4	16.119	20.091	102.9					10:16:38.956
2 -	21.562	25.685	107.0	14.901	19.088	107.3	1:21.236	72.69	9.776		10:18:00.192
3 -	20.567	25.593	114.9	14.562	19.263	106.1	1:19.985	73.83	8.525		10:19:20.177
4 -	20.133	25.906	114.5	14.008	18.992	106.5	1:19.039	74.71	7.579		10:20:39.216
5 -	19.864	25.089	116.3	13.725	18.414	108.7	1:17.092	76.60	5.632		10:21:56.308
6 -	19.836	24.984	111.2	14.278	18.203	107.7	1:17.301	76.39	5.841		10:23:13.609
7 -	19.928	25.080	115.7	13.588	17.954	109.1	1:16.550	77.14	5.090		10:24:30.159
8 -	19.628	24.835	109.6	13.983	17.976	107.5	1:16.422	77.27	4.962		10:25:46.581
9 -	19.713	24.307	118.1	13.393	17.867	107.8	1:15.280	78.44	3.820		10:27:01.861
10 -	19.391	24.389	113.7	13.769	17.770	109.4	1:15.319	78.40	3.859		10:28:17.180
11 -	19.342	24.041	118.1	13.559	17.754	108.7	1:14.696	79.06	3.236		10:29:31.876
12 -	19.393	23.953	113.1	13.030	17.566	109.4	1:13.942	79.86	2.482		10:30:45.818
13 -	19.038	23.939	111.1	13.452	17.786	107.8	1:14.215	79.57	2.755		10:32:00.033
14 -	19.148	23.684	118.9	12.743	17.496	107.5	1:13.071	80.82	1.611		10:33:13.104
15 -	19.062	23.596	111.1	12.943	17.487	108.7	1:13.088	80.80	1.628		10:34:26.192
16 -	19.066	23.524	118.3	12.683	17.650	106.1	1:12.923	80.98	1.463		10:35:39.115
17 -	19.119	23.377	116.9	12.831	17.209	110.3	1:12.536	81.41	1.076		10:36:51.651
18 -	18.915	23.163	114.9	12.581	17.255	109.8	1:11.914	82.12	0.454		10:38:03.565
19 -	18.809	23.959	114.1	12.832	17.559	108.2	1:13.159	80.72	1.699		10:39:16.724
20 -	19.140	23.065	118.3	12.608	17.246	110.5	1:12.059	81.95	0.599		10:40:28.783
21 -	19.034	22.997	117.7	12.684	17.274	109.8	1:11.989	82.03	0.529		10:41:40.772
22 -	18.889	22.904	113.9	12.600	17.260	109.8	1:11.653 (3)	82.42	0.193		10:42:52.425
23 -	18.793	22.877	118.9	12.422	17.395	110.9	1:11.487 (2)	82.61	0.027		10:44:03.912
24 -	18.727	22.821	115.1	12.528	17.384	105.5	1:11.460 (1)	82.64			10:45:15.372

Weather / Track : Cloudy / Wet

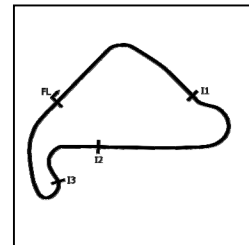
Silverstone
Circuit Length = 1.6404 miles
Start: 10:15 Flag 10:45 End: 10:46

MCRCB BULLETIN TK016

2021 Bennetts British Superbike Championship - Round 8

2021 Honda British Talent Cup

FREE PRACTICE 1 - SECTOR ANALYSIS



SECTOR 1 = FL to I1, SECTOR 2 = I1 to I2 SECTOR 3 = I2 to I3, SECTOR 4 = I3 to FL, DIFF = Difference To Personal Best Lap, P = Crossed Finish Line in Pit Lane, D = Time Disallowed

P28 48		Ollie WALKER		Honda - Moto Rapido / SP125 Racing							
IDEAL LAP TIME : 1:12.603		BEST LAP TIME : 1:12.751		DIFFERENCE : 0.148							
LAP	SECTOR 1	SECTOR 2		SECTOR 3		SECTOR 4		LAP TIME	MPH	DIFF	TIME OF DAY
1 -	OUTLAP	26.565	96.8	15.199	19.928	103.0					10:27:49.201
2 -	20.695	24.916	113.5	13.666	18.332	108.9	1:17.609	76.09	4.858		10:29:06.810
3 -	19.843	24.362	113.5	13.368	17.844	110.9	1:15.417 (3)	78.30	2.666		10:30:22.227
4 -	19.401	24.145	115.1	13.215	17.705	111.8	1:14.466 (2)	79.30	1.715		10:31:36.693
5 -	19.200	24.072	112.2	13.084	IN PIT		1:24.388 P	69.98	11.637		10:33:01.081
6 -	OUTLAP	25.262	113.5	13.049	17.671	111.8	10:48.908	9.10	9:36.157		10:43:49.989
7 -	19.348	23.392	117.9	12.579	17.432	112.7	1:12.751 (1)	81.17			10:45:02.740

Weather / Track : Cloudy / Wet

MCRCB BULLETIN TK017

2021 Bennetts British Superbike Championship - Round 8

2021 Honda British Talent Cup

FREE PRACTICE 1 - BEST SECTORS

SECTOR 1				SECTOR 2				SECTOR 3				SECTOR 4				IDEAL / BEST COMPARISON			
POS	NO	NAME	TIME	NO	NAME	TIME	NO	NAME	TIME	NO	NAME	TIME	POS	NO	NAME	IDEAL	BEST	DIFF	
1	67	O'GORMA	17.193	67	O'GORMA	21.485	5	JOHNSON	10.697	40	CORREA	15.781	1	67	O'GORMA	1:05.511	1:05.717	0.206	
2	65	ROWAN	17.270	65	ROWAN	21.522	7	LYONS	10.709	67	O'GORMA	16.012	2	4	MOUNSEY	1:05.977	1:06.279	0.302	
3	12	BANNIST	17.418	4	MOUNSEY	21.553	67	O'GORMA	10.821	65	ROWAN	16.028	3	65	ROWAN	1:06.011	1:06.409	0.398	
4	40	CORREA	17.451	52	BELFORD	21.707	29	BROWN	10.837	4	MOUNSEY	16.039	4	40	CORREA	1:06.138	1:06.615	0.477	
5	4	MOUNSEY	17.464	57	GARNESSE	21.721	4	MOUNSEY	10.921	57	GARNESSE	16.126	5	7	LYONS	1:06.400	1:06.400	0.000	
6	57	GARNESSE	17.505	40	CORREA	21.824	74	BROWN	11.043	7	LYONS	16.138	6	57	GARNESSE	1:06.601	1:06.601	0.000	
7	74	BROWN	17.616	7	LYONS	21.873	40	CORREA	11.082	23	STEPHEN	16.183	7	5	JOHNSON	1:06.779	1:07.383	0.604	
8	55	DESSOY	17.634	74	BROWN	21.955	55	DESSOY	11.105	74	BROWN	16.219	8	74	BROWN	1:06.833	1:07.229	0.396	
9	7	LYONS	17.680	5	JOHNSON	22.022	52	BELFORD	11.109	5	JOHNSON	16.273	9	52	BELFORD	1:07.048	1:07.592	0.544	
10	33	CUNNING	17.694	55	DESSOY	22.052	65	ROWAN	11.191	12	BANNIST	16.293	10	12	BANNISTER	1:07.096	1:07.400	0.304	
11	23	STEPHEN	17.703	29	BROWN	22.103	57	GARNESSE	11.249	71	GOODMAN	16.322	11	55	DESSOY	1:07.114	1:07.392	0.278	
12	52	BELFORD	17.780	12	BANNIST	22.111	12	BANNIST	11.274	55	DESSOY	16.323	12	29	BROWN	1:07.510	1:07.525	0.015	
13	5	JOHNSON	17.787	71	GOODMAN	22.113	33	CUNNING	11.363	53	VEIJER	16.352	13	23	STEPHENSON	1:07.624	1:08.008	0.384	
14	53	VEIJER	17.845	53	VEIJER	22.258	23	STEPHEN	11.381	52	BELFORD	16.452	14	33	CUNNINGHAM	1:07.953	1:08.452	0.499	
15	71	GOODMAN	17.992	23	STEPHEN	22.357	27	WILKINS	11.407	29	BROWN	16.494	15	53	VEIJER	1:07.984	1:08.204	0.220	
16	61	MACKAY	17.995	79	McCABE	22.357	53	VEIJER	11.529	33	CUNNING	16.521	16	71	GOODMAN	1:08.082	1:08.609	0.527	
17	79	McCABE	18.037	33	CUNNING	22.375	15	CROSBY	11.580	27	WILKINS	16.537	17	27	WILKINSON	1:08.759	1:09.312	0.553	
18	29	BROWN	18.076	99	WILLIS	22.395	99	WILLIS	11.603	61	MACKAY	16.659	18	61	MACKAY	1:08.965	1:09.090	0.125	
19	2	COATES	18.156	27	WILKINS	22.496	71	GOODMAN	11.655	15	CROSBY	16.718	19	79	McCABE	1:09.053	1:09.150	0.097	
20	22	EAGLE	18.187	61	MACKAY	22.610	61	MACKAY	11.701	79	McCABE	16.762	20	99	WILLIS	1:09.165	1:09.301	0.136	
21	99	WILLIS	18.260	15	CROSBY	22.690	2	COATES	11.720	99	WILLIS	16.907	21	15	CROSBY	1:09.276	1:09.691	0.415	
22	15	CROSBY	18.288	51	HARRIS	22.821	44	HILL	11.821	2	COATES	16.967	22	2	COATES	1:09.678	1:10.083	0.405	
23	27	WILKINS	18.319	2	COATES	22.835	79	McCABE	11.897	96	BANHAM	17.025	23	22	EAGLE	1:10.540	1:10.871	0.331	
24	21	JEFFREY	18.369	21	JEFFREY	22.992	22	EAGLE	11.987	21	JEFFREY	17.103	24	44	HILL	1:10.582	1:10.582	0.000	
25	44	HILL	18.396	96	BANHAM	23.028	96	BANHAM	12.027	22	EAGLE	17.111	25	21	JEFFREY	1:10.811	1:10.914	0.103	
26	51	HARRIS	18.727	44	HILL	23.204	21	JEFFREY	12.347	44	HILL	17.161	26	96	BANHAM	1:10.900	1:11.002	0.102	
27	96	BANHAM	18.820	22	EAGLE	23.255	51	HARRIS	12.422	51	HARRIS	17.209	27	51	HARRIS	1:11.179	1:11.460	0.281	
28	48	WALKER	19.200	48	WALKER	23.392	48	WALKER	12.579	48	WALKER	17.432	28	48	WALKER	1:12.603	1:12.751	0.148	

PERFECT LAP 1:05.156

Weather / Track : Cloudy / Wet

Results can be found at www.tsl-timing.com

Silverstone
Circuit Length = 1.6404 miles
Start: 10:15 Flag 10:45 End: 10:46

Printed - 10:52 Friday, 10 September 2021

MCRCB BULLETIN TK018**2021 Bennetts British Superbike Championship - Round 8****2021 Honda British Talent Cup****FREE PRACTICE 1 - BEST SPEEDS**

POS	INTERMEDIATE 1		INTERMEDIATE 2		INTERMEDIATE 3		FINISH LINE		
	NO	NAME	MPH	NO	NAME	MPH	NO	NAME	MPH
1			57	GARNESS	124.5		57	GARNESS	121.1
2			67	O'GORMAN	124.0		65	ROWAN	120.9
3			4	MOUNSEY	123.5		4	MOUNSEY	120.4
4			52	BELFORD	123.5		67	O'GORMAN	119.6
5			79	McCABE	123.5		52	BELFORD	119.4
6			65	ROWAN	122.9		40	CORREA	119.1
7			7	LYONS	122.2		61	MACKAY	118.5
8			53	VEIJER	121.7		79	McCABE	118.1
9			40	CORREA	121.5		7	LYONS	117.1
10			61	MACKAY	121.5		12	BANNISTER	117.1
11			74	BROWN	121.3		74	BROWN	116.9
12			55	DESSOY	121.3		53	VEIJER	116.9
13			99	WILLIS	121.3		21	JEFFREY	116.7
14			23	STEPHENSON	120.6		55	DESSOY	116.5
15			12	BANNISTER	119.8		23	STEPHENSON	116.3
16			15	CROSBY	119.8		15	CROSBY	115.7
17			51	HARRIS	118.9		33	CUNNINGHAM	115.5
18			33	CUNNINGHAM	118.7		2	COATES	115.5
19			21	JEFFREY	118.7		5	JOHNSON	114.9
20			2	COATES	118.5		71	GOODMAN	114.3
21			96	BANHAM	118.1		99	WILLIS	113.3
22			44	HILL	117.9		27	WILKINSON	113.3
23			48	WALKER	117.9		44	HILL	113.3
24			5	JOHNSON	117.7		29	BROWN	112.7
25			29	BROWN	117.7		48	WALKER	112.7
26			27	WILKINSON	116.5		96	BANHAM	112.5
27			71	GOODMAN	115.5		22	EAGLE	112.2
28			22	EAGLE	114.5		51	HARRIS	110.9

Weather / Track : Cloudy / Wet

Results can be found at www.tsl-timing.comSilverstone
Circuit Length = 1.6404 miles
Start: 10:15 Flag 10:45 End: 10:46

Printed - 10:53 Friday, 10 September 2021

MCRCB BULLETIN TK019

2021 Bennetts British Superbike Championship - Round 8

2021 Honda British Talent Cup

FREE PRACTICE 1 - STATISTICS

Competitors Started 28
Planned Start 2021-09-10 @ 10:15:00.000
Actual Start 2021-09-10 @ 10:15:01.682
Finish Time 2021-09-10 @ 10:45:01.682
Track Length 1.6404mi.
Total Laps 618
Total Distance Covered 1013.8064mi.

Session Fastest Lap History

NO	NAME	LAP TIME	TIME OF DAY	LAP	VEHICLE
23	Rhys STEPHENSON	1:17.195	10:17:38.861	2	Honda
5	Mason JOHNSON	1:16.545	10:17:39.182	2	Honda
33	JJ CUNNINGHAM	1:15.850	10:17:41.448	2	Honda
15	Harrison CROSBY	1:15.544	10:17:46.366	2	Honda
67	Casey O'GORMAN	1:14.310	10:18:11.994	2	Honda
33	JJ CUNNINGHAM	1:13.532	10:18:54.981	3	Honda
67	Casey O'GORMAN	1:10.951	10:19:22.946	3	Honda
67	Casey O'GORMAN	1:09.248	10:21:43.823	5	Honda
67	Casey O'GORMAN	1:09.006	10:22:52.829	6	Honda
67	Casey O'GORMAN	1:08.175	10:24:01.004	7	Honda
67	Casey O'GORMAN	1:07.261	10:26:17.117	9	Honda
67	Casey O'GORMAN	1:06.913	10:33:02.760	15	Honda
67	Casey O'GORMAN	1:06.735	10:34:09.495	16	Honda
67	Casey O'GORMAN	1:06.478	10:35:15.973	17	Honda
67	Casey O'GORMAN	1:05.932	10:36:21.904	18	Honda
67	Casey O'GORMAN	1:05.717	10:40:46.413	22	Honda

Flag History

TYPE	TIME OF DAY
GREEN	10:15:01.682
FINISH	10:45:01.682

Flag Statistics

TYPE	COUNT	TOTAL LAPS	TOTAL TIME
Green	1	26	31:29.226
Red	0	0	0.000
Safety Car	0	0	0.000
FCY	0	0	0.000

Weather / Track : Cloudy / Wet

Results can be found at www.tsl-timing.com

Silverstone
Circuit Length = 1.6404 miles
Start: 10:15 Flag 10:45 End: 10:46

Printed - 10:54 Friday, 10 September 2021

MCRCB BULLETIN TK020

2021 Bennetts British Superbike Championship - Round 8

2021 Honda British Talent Cup

FREE PRACTICE 1 - SESSION NOTES

TIME

MESSAGE

10:37:06

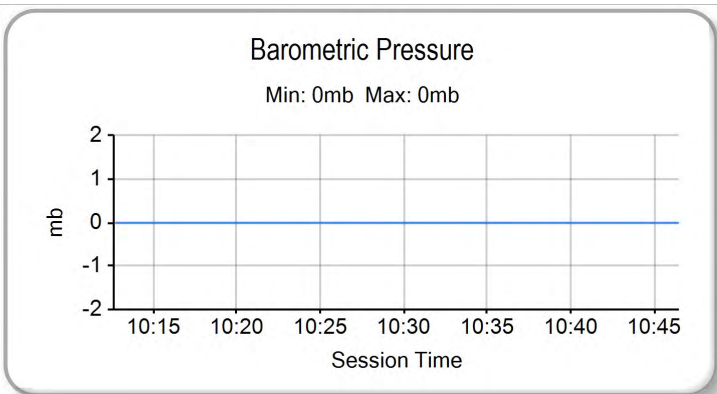
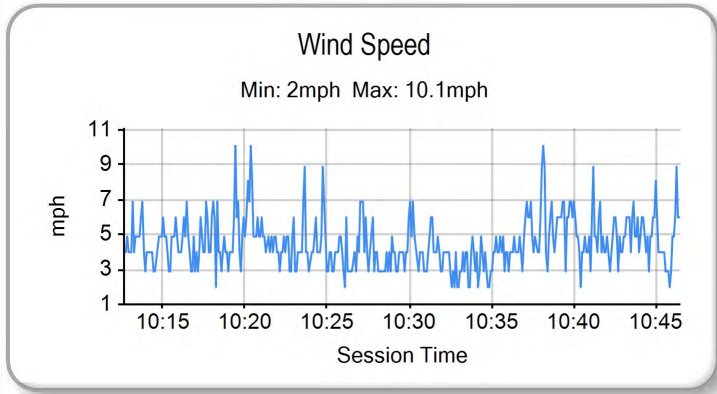
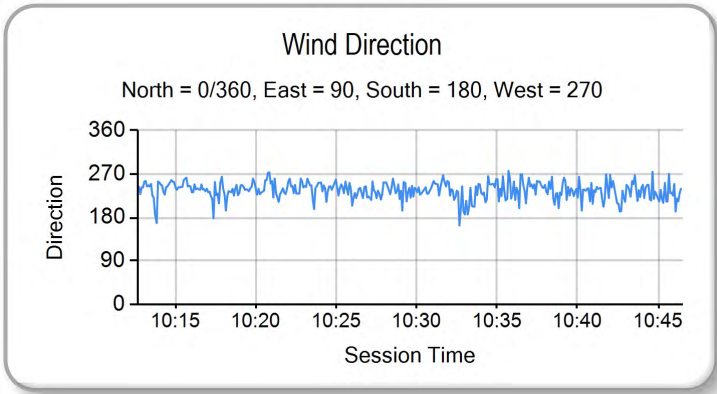
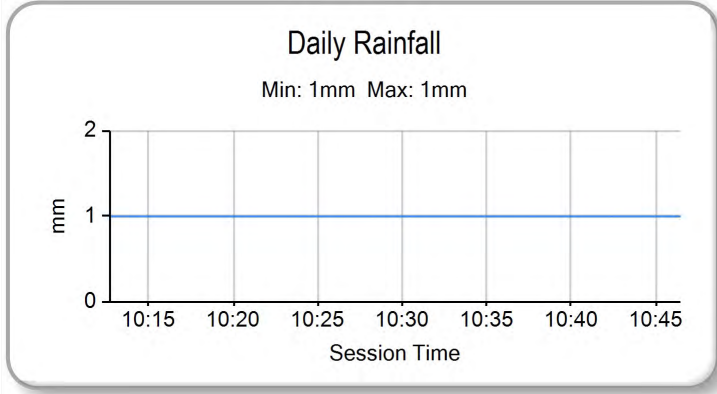
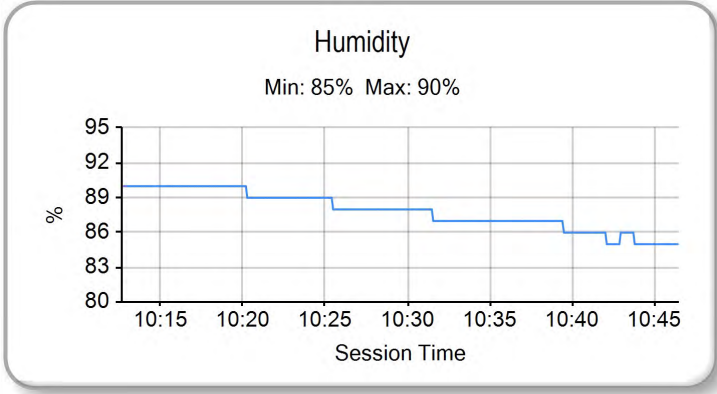
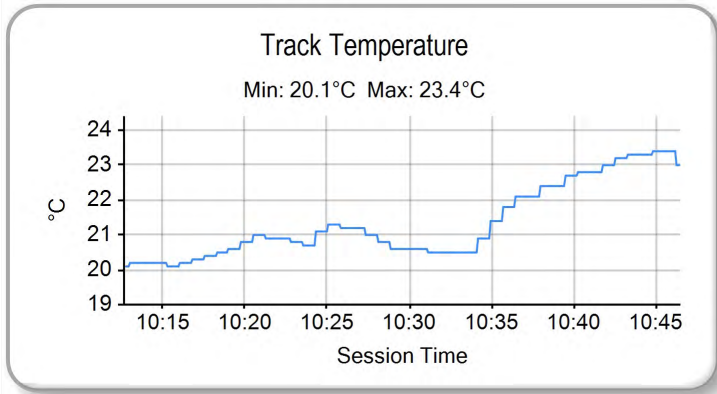
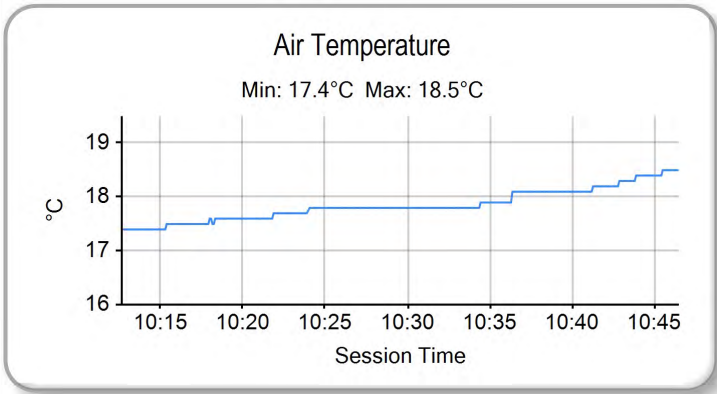
NO. 22 - STOPPED TECHNICAL PROBLEM T6 LUFFIELD

MCRCB BULLETIN TK021

2021 Bennetts British Superbike Championship - Round 8

2021 Honda British Talent Cup

FREE PRACTICE 1 - WEATHER CONDITIONS



Weather / Track : Cloudy / Wet

Results can be found at www.tsl-timing.com

Silverstone
Circuit Length = 1.6404 miles
Start: 10:15 Flag 10:45 End: 10:46

Printed - 10:54 Friday, 10 September 2021

FREE PRACTICE 2 - CLASSIFICATION

POS	NO	NAME	NAT	ENTRY	TIME	ON	LAPS	GAP	DIFF	MPH
1	52	Evan BELFORD	GBR	Honda - City Lifting by RS Racing	1:04.027	2	19			92.23
2	4	Sullivan MOUNSEY	GBR	Honda - iForce Lloyd & Jones	1:04.207	2	9	0.180	0.180	91.97
3	96	Rossi BANHAM	GBR	Honda - MJL Racing	1:04.347	3	20	0.320	0.140	91.77
4	23	Rhys STEPHENSON	GBR	Honda - Rocket Racing	1:04.359	3	21	0.332	0.012	91.76
5	57	Johnny GARNES	GBR	Honda - City Lifting by RS Racing	1:04.366	3	21	0.339	0.007	91.75
6	74	Carter BROWN	GBR	Honda - City Lifting by RS Racing	1:04.601	3	22	0.574	0.235	91.41
7	67	Casey O'GORMAN	GBR	Honda - Microlise Cresswell Racing	1:04.856	2	18	0.829	0.255	91.05
8	48	Ollie WALKER	GBR	Honda - Moto Rapido / SP125 Racing	1:04.903	3	4	0.876	0.047	90.99
9	7	Jamie LYONS	GBR	Honda - C&M Motors Ltd / Tooltec Racing	1:04.918	3	4	0.891	0.015	90.97
10	79	Harley McCABE	GBR	Honda - MLav VisionTrack Academy	1:04.981	3	5	0.954	0.063	90.88
11	29	Lucas BROWN	GBR	Honda - Amphibian Scaffolding / SP125 Racing	1:05.057	3	4	1.030	0.076	90.77
12	55	Harrison DESSOY	GBR	Honda - Thorneycroft56 Racing	1:05.416	3	19	1.389	0.359	90.27
13	5	Mason JOHNSON	GBR	Honda - Johnson Racing	1:05.535	3	17	1.508	0.119	90.11
14	12	Josh BANNISTER	GBR	Honda - Dunsley Heat Racing	1:05.609	3	4	1.582	0.074	90.01
15	33	JJ CUNNINGHAM	GBR	Honda - Thorneycroft56 / JCRsupersport	1:05.702	3	17	1.675	0.093	89.88
16	40	Julian CORREA	USA	Honda - Microlise Cresswell Racing	1:05.796	15	19	1.769	0.094	89.75
17	65	Alexander ROWAN	GBR	Honda - Victoria House Mortimer Racing	1:05.801	18	22	1.774	0.005	89.75
18	2	Rhys COATES	GBR	Honda - Ernie Coates Race Support / SP125 Racing	1:06.608	3	14	2.581	0.807	88.66
19	99	Peter WILLIS	GBR	Honda - WM Racing	1:06.665	3	18	2.638	0.056	88.58
20	53	Kiyano VEIJER	NLD	Honda - Microlise Cresswell Racing	1:06.727	2	21	2.700	0.062	88.50
21	61	Harrison MACKAY	GBR	Honda - True Heroes Racing / Super Soco	1:06.730	3	21	2.703	0.003	88.50
22	71	Daniel GOODMAN	GBR	Honda - MLav VisionTrack Academy	1:07.820	2	4	3.793	1.090	87.07
23	27	Ted WILKINSON	GBR	Honda - RMB Racing	1:07.941	3	5	3.914	0.121	86.92
24	44	Lucas HILL	GBR	Honda - Ashcourt Racing	1:08.029	3	17	4.002	0.088	86.81
25	34	James COOK	GBR	Honda - Wilson Racing	1:08.067	2	3	4.040	0.038	86.76
26	41	Luca HOPKINS	GBR	Honda - Wilson Racing	1:08.180	2	3	4.153	0.113	86.61
27	21	Troy JEFFREY	GBR	Honda - Stiggymotorsport	1:08.635	2	18	4.608	0.455	86.04
28	51	Holly HARRIS	GBR	Honda - MJL Racing	1:09.427	2	18	5.400	0.792	85.06
29	22	Anthony EAGLE	UZB	Honda - Microlise Cresswell Racing	1:09.909	12	12	5.882	0.482	84.47

QUALIFYING LAPTIME (110.0% of 1:04.027) = 1:10.429

30	15	Harrison CROSBY	GBR	Honda - Banks Racing			2			
----	----	-----------------	-----	----------------------	--	--	---	--	--	--

Weather / Track : Cloudy / Damp

These results are provisional until the conclusion of any judicial and technical matters.

Silverstone

Circuit Length = 1.6404 miles

Start: 15:07 Flag 15:37 End: 15:38

Race Director : Stuart Higgs	Stewards :	Timekeeper : Richard Evans
------------------------------	------------	----------------------------

Results can be found at www.britishsuperbike.com

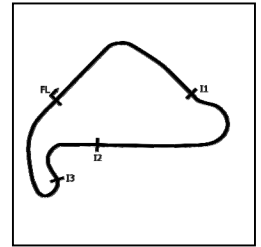
Printed - 15:40 Friday, 10 September 2021

MCRCB BULLETIN TK067

2021 Bennetts British Superbike Championship - Round 8

2021 Honda British Talent Cup

FREE PRACTICE 2 - SECTOR ANALYSIS



SECTOR 1 = FL to I1, SECTOR 2 = I1 to I2 SECTOR 3 = I2 to I3, SECTOR 4 = I3 to FL, DIFF = Difference To Personal Best Lap, P = Crossed Finish Line in Pit Lane, D = Time Disallowed

P1 52		Evan BELFORD				Honda - City Lifting by RS Racing					
IDEAL LAP TIME : 1:03.488		BEST LAP TIME : 1:04.027		DIFFERENCE : 0.539							
LAP	SECTOR 1	SECTOR 2		SECTOR 3		SECTOR 4	LAP TIME	MPH	DIFF	TIME OF DAY	
1 -	OUTLAP	23.151	120.4	10.841	15.801	117.5				15:08:54.057	
2 -	17.357	20.918	124.5	10.336	15.416	118.5	1:04.027 (1)	92.23		15:09:58.084	
3 -	16.952	20.784	121.7	11.438			1:14.380	P	79.39	10.353	15:11:12.464
4 -	OUTLAP	25.201	101.2	13.715	18.699	105.6	9:06.983	10.79	8:02.956		15:20:19.447
5 -	20.241	23.944	113.7	12.504	17.291	114.1	1:13.980	79.82	9.953		15:21:33.427
6 -	19.294	23.285	114.5	12.385	16.781	115.9	1:11.745	82.31	7.718		15:22:45.172
7 -	18.603	22.939	117.9	11.853	16.568	116.3	1:09.963	84.41	5.936		15:23:55.135
8 -	18.348	22.849	118.7	11.830	16.658	115.5	1:09.685	84.74	5.658		15:25:04.820
9 -	18.432	22.704	119.4	11.466	16.843	111.1	1:09.445	85.04	5.418		15:26:14.265
10 -	18.393	22.306	120.0	11.438	16.325	118.1	1:08.462	86.26	4.435		15:27:22.727
11 -	18.093	22.251	119.4	11.365	16.261	117.9	1:07.970	86.88	3.943		15:28:30.697
12 -	17.965	22.112	122.0	11.123	16.272	119.1	1:07.472	87.52	3.445		15:29:38.169
13 -	17.635	22.198	123.8	11.707	16.471	118.3	1:08.011	86.83	3.984		15:30:46.180
14 -	17.860	22.007	120.2	11.119	16.146	117.3	1:07.132	87.97	3.105		15:31:53.312
15 -	18.210	22.762	120.0	11.456			1:13.737	P	80.09	9.710	15:33:07.049
16 -	OUTLAP	22.365	121.3	11.208	16.284	117.9	1:35.330	61.94	31.303		15:34:42.379
17 -	17.821	21.847	122.0	11.030	16.151	118.5	1:06.849	(3)	88.34	2.822	15:35:49.228
18 -	17.463	21.706	122.6	10.844	17.494	114.1	1:07.507	87.48	3.480		15:36:56.735
19 -	17.830	21.638	122.0	10.719	16.092	117.9	1:06.279	(2)	89.10	2.252	15:38:03.014

P2 4		Sullivan MOUNSEY				Honda - iForce Lloyd & Jones					
IDEAL LAP TIME : 1:03.986		BEST LAP TIME : 1:04.207		DIFFERENCE : 0.221							
LAP	SECTOR 1	SECTOR 2		SECTOR 3		SECTOR 4	LAP TIME	MPH	DIFF	TIME OF DAY	
1 -	OUTLAP	23.321	125.2	11.276	15.989	118.9				15:09:52.892	
2 -	17.040	21.017	126.1	10.526	15.624	119.8	1:04.207 (1)	91.97		15:10:57.099	
3 -	17.213	20.796	124.9	11.461			1:17.606	P	76.09	13.399	15:12:14.705
4 -	OUTLAP	23.349	118.1	12.297	17.047	114.1	20:05.735	4.89	19:01.528		15:32:20.440
5 -	18.527	22.656	121.7	11.473	16.434	118.7	1:09.090	85.47	4.883		15:33:29.530
6 -	17.802	22.282	121.3	11.571	16.707	117.7	1:08.362	86.38	4.155		15:34:37.892
7 -	18.149	22.390	120.6	11.464	16.687	116.1	1:08.690	85.97	4.483		15:35:46.582
8 -	18.196	22.366	121.3	11.246	16.471	117.9	1:08.279	(3)	86.49	4.072	15:36:54.861
9 -	17.858	22.129	121.1	11.088	16.419	117.1	1:07.494	(2)	87.49	3.287	15:38:02.355

P3 96		Rossi BANHAM				Honda - MJL Racing					
IDEAL LAP TIME : 1:04.223		BEST LAP TIME : 1:04.347		DIFFERENCE : 0.124							
LAP	SECTOR 1	SECTOR 2		SECTOR 3		SECTOR 4	LAP TIME	MPH	DIFF	TIME OF DAY	
1 -	OUTLAP	22.911	118.9	10.805	15.893	116.7				15:08:53.198	
2 -	17.553	21.492	119.6	10.600	15.583	117.7	1:05.228	(2)	90.53	0.881	15:09:58.426
3 -	17.096	21.015	121.5	10.529	15.707	116.7	1:04.347 (1)	91.77		15:11:02.773	
4 -	17.920	22.555	89.4	13.945			1:25.766	P	68.85	21.419	15:12:28.539
5 -	OUTLAP	23.817	115.3	11.972	17.442	108.5	8:15.198	11.92	7:10.851		15:20:43.737
6 -	19.065	23.003	117.1	11.666	16.847	112.2	1:10.581	83.67	6.234		15:21:54.318
7 -	18.494	22.866	117.7	11.442	16.618	112.5	1:09.420	85.07	5.073		15:23:03.738
8 -	18.451	22.847	117.7	11.479	16.711	113.1	1:09.488	84.98	5.141		15:24:13.226
9 -	18.386	22.699	116.9	11.365	16.658	112.4	1:09.108	85.45	4.761		15:25:22.334
10 -	18.190	22.575	117.7	11.306	16.464	114.1	1:08.535	86.17	4.188		15:26:30.869
11 -	18.191	22.559	117.9	11.249	16.375	115.1	1:08.374	86.37	4.027		15:27:39.243
12 -	18.087	22.332	117.7	11.342	16.532	114.7	1:08.293	86.47	3.946		15:28:47.536
13 -	18.165	22.378	117.3	11.345	16.605	114.7	1:08.493	86.22	4.146		15:29:56.029
14 -	18.161	22.462	117.5	11.292	16.499	114.3	1:08.414	86.32	4.067		15:31:04.443
15 -	18.194	22.576	117.1	11.223	16.586	114.5	1:08.579	86.11	4.232		15:32:13.022
16 -	18.282	22.540	118.5	11.179	16.410	115.1	1:08.411	86.32	4.064		15:33:21.433
17 -	18.102	22.383	117.7	11.204	16.501	114.7	1:08.190	(3)	86.60	3.843	15:34:29.623
18 -	18.222	22.431	118.1	11.201	16.402	115.5	1:08.256	86.52	3.909		15:35:37.879
19 -	18.037	22.374	118.1	11.272	16.603	114.7	1:08.286	86.48	3.939		15:36:46.165
20 -	18.166	22.771	117.7	11.214	16.490	114.7	1:08.641	86.03	4.294		15:37:54.806

Weather / Track : Cloudy / Damp

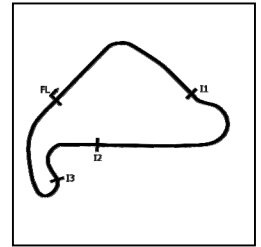
Silverstone
Circuit Length = 1.6404 miles
Start: 15:07 Flag 15:37 End: 15:38

MCRCB BULLETIN TK067

2021 Bennetts British Superbike Championship - Round 8

2021 Honda British Talent Cup

FREE PRACTICE 2 - SECTOR ANALYSIS



SECTOR 1 = FL to I1, SECTOR 2 = I1 to I2, SECTOR 3 = I2 to I3, SECTOR 4 = I3 to FL, DIFF = Difference To Personal Best Lap, P = Crossed Finish Line in Pit Lane, D = Time Disallowed

P4 23		Rhys STEPHENSON				Honda - Rocket Racing					
IDEAL LAP TIME : 1:04.141		BEST LAP TIME : 1:04.359				DIFFERENCE : 0.218					
LAP	SECTOR 1	SECTOR 2		SECTOR 3		SECTOR 4		LAP TIME	MPH	DIFF	TIME OF DAY
1 -	OUTLAP	22.284	119.8	10.774	16.123	115.7					15:08:38.414
2 -	17.569	21.509	123.3	11.455	16.021	118.3	1:06.554	(3)	88.73	2.195	15:09:44.968
3 -	16.952	21.416	121.3	10.261	15.730	115.7	1:04.359	(1)	91.76		15:10:49.327
4 -	17.007	21.198	118.3	10.675	16.126	113.9	1:05.006	(2)	90.84	0.647	15:11:54.333
5 -	17.946	22.834	117.9	11.775	16.758	113.1	1:09.313		85.20	4.954	15:13:03.646
6 -	18.388	23.735	116.5	12.337	17.323	111.2	1:11.783		82.27	7.424	15:14:15.429
7 -	19.155	24.693	110.3	13.405	17.562	111.4	1:14.815		78.93	10.456	15:15:30.244
8 -	19.340	24.533	111.4	13.375	IN PIT		1:23.460	P	70.76	19.101	15:16:53.704
9 -	OUTLAP	24.562	111.8	12.998	17.581	111.6	6:46.401		14.53	5:42.042	15:23:40.105
10 -	18.605	23.490	116.9	12.309	17.253	114.3	1:11.657		82.41	7.298	15:24:51.762
11 -	18.533	23.141	118.1	11.956	16.783	113.5	1:10.413		83.87	6.054	15:26:02.175
12 -	18.238	22.854	117.3	11.806	16.567	114.9	1:09.465		85.01	5.106	15:27:11.640
13 -	18.634	22.813	118.1	11.629	16.425	113.9	1:09.501		84.97	5.142	15:28:21.141
14 -	18.178	22.752	117.5	11.753	16.479	114.7	1:09.162		85.38	4.803	15:29:30.303
15 -	18.126	22.593	118.3	11.951	17.026	112.7	1:09.696		84.73	5.337	15:30:39.999
16 -	18.033	22.858	115.9	11.948	16.390	112.9	1:09.229		85.30	4.870	15:31:49.228
17 -	17.999	22.686	116.1	11.692	16.471	112.2	1:08.848		85.77	4.489	15:32:58.076
18 -	18.028	22.468	116.1	11.618	16.500	111.8	1:08.614		86.07	4.255	15:34:06.690
19 -	18.084	22.645	115.7	11.638	16.691	110.0	1:09.058		85.51	4.699	15:35:15.748
20 -	18.511	22.786	114.7	11.588	16.651	111.2	1:09.536		84.92	5.177	15:36:25.284
21 -	18.409	23.504	101.3	13.057	IN PIT		1:20.976	P	72.93	16.617	15:37:46.260

P5 57		Johnny GARNES				Honda - City Lifting by RS Racing					
IDEAL LAP TIME : 1:04.156		BEST LAP TIME : 1:04.366				DIFFERENCE : 0.210					
LAP	SECTOR 1	SECTOR 2		SECTOR 3		SECTOR 4		LAP TIME	MPH	DIFF	TIME OF DAY
1 -	OUTLAP	22.456	119.4	11.312	15.946	123.3					15:09:06.511
2 -	16.951	21.011	127.8	10.544	15.881	118.7	1:04.387	(2)	91.72	0.021	15:10:10.898
3 -	17.009	21.029	127.0	10.636	15.692	122.2	1:04.366	(1)	91.75		15:11:15.264
4 -	16.977	21.592	120.6	12.848	IN PIT		1:19.432	P	74.34	15.066	15:12:34.696
5 -	OUTLAP	25.709	114.1	13.089	17.487	110.5	7:14.449		13.59	6:10.083	15:19:49.145
6 -	19.437	23.760	122.9	12.393	16.991	116.9	1:12.581		81.36	8.215	15:21:01.726
7 -	18.576	23.579	122.0	12.236	16.688	119.1	1:11.079		83.08	6.713	15:22:12.805
8 -	17.827	23.112	124.9	11.689	16.393	119.8	1:09.021		85.56	4.655	15:23:21.826
9 -	17.653	22.194	126.1	11.550	16.279	120.2	1:07.676		87.26	3.310	15:24:29.502
10 -	17.481	21.713	126.1	11.350	16.159	119.6	1:06.703		88.53	2.337	15:25:36.205
11 -	17.609	22.963	125.9	11.332	16.018	122.0	1:07.922		86.94	3.556	15:26:44.127
12 -	17.343	21.969	125.2	11.330	16.063	122.4	1:06.705		88.53	2.339	15:27:50.832
13 -	17.255	21.767	125.6	11.147	15.867	122.6	1:06.036		89.43	1.670	15:28:56.868
14 -	17.606	21.614	126.1	11.060	15.979	122.0	1:06.259		89.13	1.893	15:30:03.127
15 -	17.240	21.499	124.7	11.174	15.924	121.5	1:05.837		89.70	1.471	15:31:08.964
16 -	17.181	21.430	126.3	11.062	15.750	123.1	1:05.423		90.26	1.057	15:32:14.387
17 -	16.909	21.430	126.3	10.982	15.748	121.5	1:05.069		90.76	0.703	15:33:19.456
18 -	17.192	21.267	126.3	10.962	15.838	122.6	1:05.259		90.49	0.893	15:34:24.715
19 -	17.193	22.057	125.6	11.139	16.050	121.7	1:06.439		88.88	2.073	15:35:31.154
20 -	17.045	21.521	128.0	10.967	16.014	121.7	1:05.547		90.09	1.181	15:36:36.701
21 -	17.134	21.325	127.0	10.803	15.787	122.2	1:05.049	(3)	90.78	0.683	15:37:41.750

Weather / Track : Cloudy / Damp

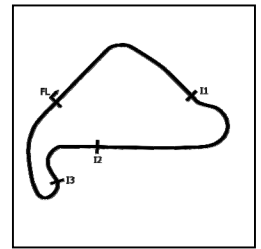
Silverstone
Circuit Length = 1.6404 miles
Start: 15:07 Flag 15:37 End: 15:38

MCRCB BULLETIN TK067

2021 Bennetts British Superbike Championship - Round 8

2021 Honda British Talent Cup

FREE PRACTICE 2 - SECTOR ANALYSIS



SECTOR 1 = FL to I1, SECTOR 2 = I1 to I2 SECTOR 3 = I2 to I3, SECTOR 4 = I3 to FL, DIFF = Difference To Personal Best Lap, P = Crossed Finish Line in Pit Lane, D = Time Disallowed

P6 74		Carter BROWN		Honda - City Lifting by RS Racing					
IDEAL LAP TIME : 1:04.499		BEST LAP TIME : 1:04.601		DIFFERENCE : 0.102					
LAP	SECTOR 1	SECTOR 2	SECTOR 3	SECTOR 4	LAP TIME	MPH	DIFF	TIME OF DAY	
1 -	OUTLAP	23.646	117.9	12.520	16.363	115.7		15:08:56.913	
2 -	17.418	21.527	122.9	10.649	15.574	120.0	1:05.168 (2)	90.62 0.567 15:10:02.081	
3 -	16.897	21.492	121.7	10.567	15.645	117.7	1:04.601 (1)	91.41 15:11:06.682	
4 -	17.495	21.461	120.4	14.195	IN PIT		1:15.491 P	78.23 10.890 15:12:22.173	
5 -	OUTLAP	23.983	117.1	11.980	17.071	113.5	7:00.679	14.03 5:56.078 15:19:22.852	
6 -	18.668	22.931	118.1	11.873	16.876	114.3	1:10.348	83.94 5.747 15:20:33.200	
7 -	18.443	22.822	118.5	11.587	16.868	110.0	1:09.720	84.70 5.119 15:21:42.920	
8 -	18.251	22.567	119.1	11.507	16.547	115.9	1:08.872	85.74 4.271 15:22:51.792	
9 -	17.948	22.527	119.4	11.451	16.472	116.1	1:08.398	86.34 3.797 15:24:00.190	
10 -	17.872	22.290	119.6	11.287	16.250	116.5	1:07.699	87.23 3.098 15:25:07.889	
11 -	17.639	21.932	120.4	11.126	16.058	116.9	1:06.755	88.46 2.154 15:26:14.644	
12 -	18.110	22.003	120.0	11.040	16.164	116.7	1:07.317	87.72 2.716 15:27:21.961	
13 -	17.694	21.847	119.8	11.291	16.038	117.3	1:06.870	88.31 2.269 15:28:28.831	
14 -	17.315	21.748	122.2	11.183	16.087	117.5	1:06.333	89.03 1.732 15:29:35.164	
15 -	18.095	21.800	120.0	11.089	16.029	117.7	1:07.013	88.12 2.412 15:30:42.177	
16 -	17.435	21.805	120.9	11.280	16.059	116.5	1:06.579	88.70 1.978 15:31:48.756	
17 -	17.510	21.826	120.4	12.385	16.441	115.9	1:08.162	86.64 3.561 15:32:56.918	
18 -	17.711	21.902	120.0	10.929	16.036	116.9	1:06.578	88.70 1.977 15:34:03.496	
19 -	17.365	21.707	120.6	10.946	16.239	117.9	1:06.257	89.13 1.656 15:35:09.753	
20 -	17.498	21.824	120.0	10.948	16.323	116.9	1:06.593	88.68 1.992 15:36:16.346	
21 -	17.447	21.711	120.4	10.792	16.182	116.1	1:06.132	89.30 1.531 15:37:22.478	
22 -	17.462	21.603	120.6	10.663	15.968	117.3	1:05.696 (3)	89.89 1.095 15:38:28.174	

P7 67		Casey O'GORMAN		Honda - Microlise Cresswell Racing					
IDEAL LAP TIME : 1:04.599		BEST LAP TIME : 1:04.856		DIFFERENCE : 0.257					
LAP	SECTOR 1	SECTOR 2	SECTOR 3	SECTOR 4	LAP TIME	MPH	DIFF	TIME OF DAY	
1 -	OUTLAP	21.963	120.4	10.761	15.698	118.1		15:10:13.778	
2 -	17.113	21.308	122.2	10.480	15.955	118.3	1:04.856 (1)	91.05 15:11:18.634	
3 -	17.278	23.296	101.3	13.935	IN PIT		1:21.220 P	72.71 16.364 15:12:39.854	
4 -	OUTLAP	24.232	117.9	13.985	17.603	112.7	5:39.006	17.42 4:34.150 15:18:18.860	
5 -	18.646	22.858	119.8	12.042	16.881	115.7	1:10.427	83.85 5.571 15:19:29.287	
6 -	18.243	22.722	118.3	11.255	16.517	115.9	1:08.737	85.91 3.881 15:20:38.024	
7 -	17.977	22.283	121.1	11.309	16.319	116.9	1:07.888	86.99 3.032 15:21:45.912	
8 -	17.731	22.164	120.6	11.328	16.333	117.3	1:07.556	87.41 2.700 15:22:53.468	
9 -	17.587	21.950	121.5	11.124	16.194	117.7	1:06.855	88.33 1.999 15:24:00.323	
10 -	18.239	24.490	117.5	12.430	16.420	117.3	1:11.579	82.50 6.723 15:25:11.902	
11 -	17.579	21.852	122.0	11.002	16.274	117.5	1:06.707	88.53 1.851 15:26:18.609	
12 -	17.637	21.942	121.7	10.926	16.111	118.1	1:06.616	88.65 1.760 15:27:25.225	
13 -	17.398	21.737	122.2	10.926	16.022	119.4	1:06.083 (3)	89.36 1.227 15:28:31.308	
14 -	17.230	21.724	122.6	10.860	15.894	119.6	1:05.708 (2)	89.87 0.852 15:29:37.016	
15 -	17.251	22.436	122.9	11.333	16.164	118.1	1:07.184	87.90 2.328 15:30:44.200	
16 -	17.732	22.145	120.6	11.631	IN PIT		1:16.045 P	77.66 11.189 15:32:00.245	
17 -	OUTLAP	23.291	120.0	11.421	16.389	116.5	4:49.827	20.37 3:44.971 15:36:50.072	
18 -	18.500	29.677	114.1	11.651	16.868	114.3	1:16.696	77.00 11.840 15:38:06.768	

P8 48		Ollie WALKER		Honda - Moto Rapido / SP125 Racing					
IDEAL LAP TIME : 1:04.715		BEST LAP TIME : 1:04.903		DIFFERENCE : 0.188					
LAP	SECTOR 1	SECTOR 2	SECTOR 3	SECTOR 4	LAP TIME	MPH	DIFF	TIME OF DAY	
1 -	OUTLAP	22.145	118.9	10.949	16.168	116.3		15:08:38.242	
2 -	17.628	21.548	121.5	11.339	15.867	121.3	1:06.382 (2)	88.96 1.479 15:09:44.624	
3 -	17.236	21.299	120.9	10.671	15.697	120.9	1:04.903 (1)	90.99 15:10:49.527	
4 -	17.057	21.290	120.6	12.648	IN PIT		1:19.901 P	73.91 14.998 15:12:09.428	

Weather / Track : Cloudy / Damp

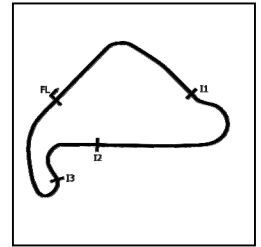
Silverstone
Circuit Length = 1.6404 miles
Start: 15:07 Flag 15:37 End: 15:38

MCRCB BULLETIN TK067

2021 Bennetts British Superbike Championship - Round 8

2021 Honda British Talent Cup

FREE PRACTICE 2 - SECTOR ANALYSIS



SECTOR 1 = FL to I1, SECTOR 2 = I1 to I2 SECTOR 3 = I2 to I3, SECTOR 4 = I3 to FL, DIFF = Difference To Personal Best Lap, P = Crossed Finish Line in Pit Lane, D = Time Disallowed

P9		7		Jamie LYONS		Honda - C&M Motors Ltd / Tooltec Racing				
IDEAL LAP TIME : 1:04.462		BEST LAP TIME : 1:04.918		DIFFERENCE : 0.456						
LAP	SECTOR 1	SECTOR 2		SECTOR 3		SECTOR 4	LAP TIME	MPH	DIFF	TIME OF DAY
1 -	OUTLAP	24.832	96.6	12.034	16.543	114.9				15:08:56.812
2 -	17.432	21.535	119.1	10.473	15.664	117.9	1:05.104 (2)	90.71	0.186	15:10:01.916
3 -	16.923	21.649	119.1	10.785	15.561	119.1	1:04.918 (1)	90.97		15:11:06.834
4 -	17.310	21.505	116.1	14.104	IN PIT		1:23.640 P	70.60	18.722	15:12:30.474

P10		79		Harley McCABE		Honda - M Lav VisionTrack Academy				
IDEAL LAP TIME : 1:04.765		BEST LAP TIME : 1:04.981		DIFFERENCE : 0.216						
LAP	SECTOR 1	SECTOR 2		SECTOR 3		SECTOR 4	LAP TIME	MPH	DIFF	TIME OF DAY
1 -	OUTLAP	22.746	124.5	11.330	16.191	120.0				15:08:43.032
2 -	17.018	22.214	124.9	10.954	15.834	118.7	1:06.020 (2)	89.45	1.039	15:09:49.052
3 -	17.234	21.404	122.9	10.623	15.720	118.5	1:04.981 (1)	90.88		15:10:54.033
4 -	17.220	21.783	121.3	11.930	16.174	120.2	1:07.107 (3)	88.00	2.126	15:12:01.140
5 -	17.698	22.248	121.5	11.878	IN PIT		1:18.586 P	75.14	13.605	15:13:19.726

P11		29		Lucas BROWN		Honda - Amphibian Scaffolding / SP125 Racing				
IDEAL LAP TIME : 1:04.731		BEST LAP TIME : 1:05.057		DIFFERENCE : 0.326						
LAP	SECTOR 1	SECTOR 2		SECTOR 3		SECTOR 4	LAP TIME	MPH	DIFF	TIME OF DAY
1 -	OUTLAP	22.180	117.1	10.563	15.999	115.1				15:09:05.661
2 -	17.420	21.596	119.4	10.437	16.034	117.9	1:05.487 (2)	90.18	0.430	15:10:11.148
3 -	17.422	21.286	120.4	10.249	16.100	115.5	1:05.057 (1)	90.77		15:11:16.205
4 -	17.197	21.622	117.3	12.248	IN PIT		1:15.125 P	78.61	10.068	15:12:31.330

P12		55		Harrison DESOY		Honda - Thorneycroft56 Racing				
IDEAL LAP TIME : 1:04.749		BEST LAP TIME : 1:05.416		DIFFERENCE : 0.667						
LAP	SECTOR 1	SECTOR 2		SECTOR 3		SECTOR 4	LAP TIME	MPH	DIFF	TIME OF DAY
1 -	OUTLAP	22.943	120.2	11.136	16.048	117.1				15:08:43.970
2 -	17.451	21.794	123.1	11.026	15.845	120.0	1:06.116 (2)	89.32	0.700	15:09:50.086
3 -	17.331	21.596	122.4	10.617	15.872	117.5	1:05.416 (1)	90.27		15:10:55.502
4 -	16.939	21.348	121.7	11.948	IN PIT		1:16.377 P	77.32	10.961	15:12:11.879
5 -	OUTLAP	25.537	114.3	14.363	18.438	107.3	9:41.366	10.15	8:35.950	15:21:53.245
6 -	19.254	23.807	118.7	12.053	17.248	112.2	1:12.362	81.61	6.946	15:23:05.607
7 -	18.591	23.401	118.5	12.013	17.125	112.2	1:11.130	83.02	5.714	15:24:16.737
8 -	18.868	23.437	119.1	11.864	17.110	112.5	1:11.279	82.85	5.863	15:25:28.016
9 -	18.475	23.321	118.5	11.907	16.945	113.3	1:10.648	83.59	5.232	15:26:38.664
10 -	18.175	22.844	118.3	11.491	16.522	114.5	1:09.032	85.54	3.616	15:27:47.696
11 -	18.085	22.677	118.3	11.550	16.522	114.3	1:08.834	85.79	3.418	15:28:56.530
12 -	18.032	22.492	119.4	11.487	16.454	115.3	1:08.465	86.25	3.049	15:30:04.995
13 -	17.830	22.412	118.9	11.478	16.484	113.9	1:08.204	86.58	2.788	15:31:13.199
14 -	17.851	22.308	119.4	11.274	16.179	115.5	1:07.612	87.34	2.196	15:32:20.811
15 -	18.061	22.408	119.4	11.216	16.203	115.7	1:07.888	86.99	2.472	15:33:28.699
16 -	17.757	22.372	118.9	12.134	IN PIT		1:16.640 P	77.05	11.224	15:34:45.339
17 -	OUTLAP	24.812	117.3	11.531	16.316	116.1	1:31.877	64.27	26.461	15:36:17.216
18 -	17.726	22.068	120.4	11.168	16.315	114.5	1:07.277	87.78	1.861	15:37:24.493
19 -	17.735	22.043	120.4	11.086	16.162	115.9	1:07.026 (3)	88.11	1.610	15:38:31.519

Weather / Track : Cloudy / Damp

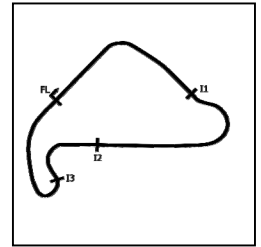
Silverstone
Circuit Length = 1.6404 miles
Start: 15:07 Flag 15:37 End: 15:38

MCRCB BULLETIN TK067

2021 Bennetts British Superbike Championship - Round 8

2021 Honda British Talent Cup

FREE PRACTICE 2 - SECTOR ANALYSIS



SECTOR 1 = FL to I1, SECTOR 2 = I1 to I2, SECTOR 3 = I2 to I3, SECTOR 4 = I3 to FL, DIFF = Difference To Personal Best Lap, P = Crossed Finish Line in Pit Lane, D = Time Disallowed

P13 5		Mason JOHNSON		Honda - Johnson Racing							
IDEAL LAP TIME : 1:04.969		BEST LAP TIME : 1:05.535		DIFFERENCE : 0.566							
LAP	SECTOR 1	SECTOR 2		SECTOR 3		SECTOR 4		LAP TIME	MPH	DIFF	TIME OF DAY
1 -	OUTLAP	22.398	116.3	11.054	16.263	116.1					15:08:38.546
2 -	17.791	21.424	121.5	10.482	16.137	114.1	1:05.834	(2)	89.70	0.299	15:09:44.380
3 -	17.455	21.590	119.4	10.563	15.927	116.5	1:05.535	(1)	90.11		15:10:49.915
4 -	17.136	21.559	119.6	11.223	IN PIT		1:14.466	P	79.30	8.931	15:12:04.381
5 -	OUTLAP	24.434	113.9	12.952	17.878	110.5	10:05.129		9.75	8:59.594	15:22:09.510
6 -	18.947	23.483	115.7	12.065	17.117	111.4	1:11.612		82.46	6.077	15:23:21.122
7 -	18.230	22.490	116.9	11.654	16.661	112.9	1:09.035		85.54	3.500	15:24:30.157
8 -	18.176	22.790	117.1	11.046	16.610	112.4	1:08.622		86.06	3.087	15:25:38.779
9 -	18.016	22.631	117.5	11.055	16.761	113.3	1:08.463		86.26	2.928	15:26:47.242
10 -	17.908	23.415	116.1	10.892	16.634	112.7	1:08.849		85.77	3.314	15:27:56.091
11 -	17.982	22.401	116.5	11.021	16.802	113.1	1:08.206		86.58	2.671	15:29:04.297
12 -	17.922	22.486	116.3	10.751	16.457	113.1	1:07.616		87.34	2.081	15:30:11.913
13 -	17.911	22.244	115.9	10.911	16.572	112.7	1:07.638		87.31	2.103	15:31:19.551
14 -	17.921	22.091	116.5	10.851	16.411	112.2	1:07.274		87.78	1.739	15:32:26.825
15 -	17.802	22.026	116.9	10.682	16.475	112.5	1:06.985		88.16	1.450	15:33:33.810
16 -	17.837	22.436	116.7	10.796	16.523	112.0	1:07.592		87.37	2.057	15:34:41.402
17 -	17.805	22.121	117.1	10.644	16.379	113.5	1:06.949	(3)	88.21	1.414	15:35:48.351

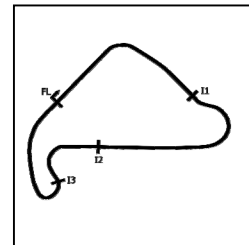
P14 12		Josh BANNISTER		Honda - Dunsley Heat Racing							
IDEAL LAP TIME : 1:04.741		BEST LAP TIME : 1:05.609		DIFFERENCE : 0.868							
LAP	SECTOR 1	SECTOR 2		SECTOR 3		SECTOR 4		LAP TIME	MPH	DIFF	TIME OF DAY
1 -	OUTLAP	22.157	118.5	10.810	16.157	116.1					15:08:38.769
2 -	17.725	21.414	120.2	10.795	15.826	116.1	1:05.760	(2)	89.80	0.151	15:09:44.529
3 -	17.427	21.676	117.7	10.923	15.583	117.5	1:05.609	(1)	90.01		15:10:50.138
4 -	16.949	21.506	117.5	11.547	IN PIT		1:15.714	P	77.99	10.105	15:12:05.852

P15 33		JJ CUNNINGHAM		Honda - Thorneycroft56 / JCRsupersport							
IDEAL LAP TIME : 1:05.438		BEST LAP TIME : 1:05.702		DIFFERENCE : 0.264							
LAP	SECTOR 1	SECTOR 2		SECTOR 3		SECTOR 4		LAP TIME	MPH	DIFF	TIME OF DAY
1 -	OUTLAP	23.352	118.3	11.509	16.413	117.3					15:08:42.481
2 -	17.581	22.103	119.6	10.707	16.306	117.1	1:06.697	(3)	88.54	0.995	15:09:49.178
3 -	17.449	21.590	118.5	10.634	16.029	117.7	1:05.702	(1)	89.88		15:10:54.880
4 -	17.185	21.658	120.0	11.019	16.303	116.3	1:06.165	(2)	89.25	0.463	15:12:01.045
5 -	17.977	23.424	118.3	12.295	IN PIT		1:20.235	P	73.60	14.533	15:13:21.280
6 -	OUTLAP	25.428	109.2	13.648	18.613	111.6	11:18.528		8.70	10:12.826	15:24:39.808
7 -	19.522	24.504	116.5	12.770	17.740	113.3	1:14.536		79.23	8.834	15:25:54.344
8 -	19.273	24.007	117.5	12.597	17.422	113.3	1:13.299		80.56	7.597	15:27:07.643
9 -	18.555	23.253	116.9	12.022	17.409	113.1	1:11.239		82.89	5.537	15:28:18.882
10 -	18.755	23.120	117.5	11.932	16.892	115.5	1:10.699		83.53	4.997	15:29:29.581
11 -	18.247	23.109	117.9	11.869	17.238	112.2	1:10.463		83.81	4.761	15:30:40.044
12 -	18.342	22.769	117.9	12.057	16.744	115.5	1:09.912		84.47	4.210	15:31:49.956
13 -	18.112	22.677	118.5	11.599	16.708	115.7	1:09.096		85.47	3.394	15:32:59.052
14 -	18.119	22.888	117.7	11.485	16.738	115.5	1:09.230		85.30	3.528	15:34:08.282
15 -	18.008	22.663	117.7	11.492	16.733	115.3	1:08.896		85.71	3.194	15:35:17.178
16 -	18.047	22.429	118.5	11.346	16.552	116.3	1:08.374		86.37	2.672	15:36:25.552
17 -	18.272	22.925	117.1	11.371	17.064	112.9	1:09.632		84.81	3.930	15:37:35.184

Weather / Track : Cloudy / Damp

Silverstone
Circuit Length = 1.6404 miles
Start: 15:07 Flag 15:37 End: 15:38

FREE PRACTICE 2 - SECTOR ANALYSIS



SECTOR 1 = FL to I1, SECTOR 2 = I1 to I2, SECTOR 3 = I2 to I3, SECTOR 4 = I3 to FL, DIFF = Difference To Personal Best Lap, P = Crossed Finish Line in Pit Lane, D = Time Disallowed

P16 40		Julian CORREA				Honda - Microlise Cresswell Racing				
IDEAL LAP TIME : 1:05.646		BEST LAP TIME : 1:05.796		DIFFERENCE : 0.150						
LAP	SECTOR 1	SECTOR 2		SECTOR 3		SECTOR 4	LAP TIME	MPH	DIFF	TIME OF DAY
1 -	OUTLAP	23.367	116.3	11.629	16.270	115.5				15:11:25.989
2 -	18.288	22.859	106.3	14.952	IN PIT		1:27.142	P 67.77	21.346	15:12:53.131
3 -	OUTLAP	24.107	114.7	13.034	17.140	114.5	7:29.053	13.15	6:23.257	15:20:22.184
4 -	18.724	23.029	116.7	12.547	16.691	115.7	1:10.991	83.18	5.195	15:21:33.175
5 -	17.997	22.652	118.9	11.847	16.267	115.5	1:08.763	85.88	2.967	15:22:41.938
6 -	17.870	22.032	120.0	11.518	16.070	116.1	1:07.490	87.50	1.694	15:23:49.428
7 -	17.721	21.909	120.4	11.204	15.923	116.7	1:06.757	88.46	0.961	15:24:56.185
8 -	17.646	22.049	121.1	11.237	16.432	117.1	1:07.364	87.66	1.568	15:26:03.549
9 -	17.793	22.064	120.9	11.826	16.222	116.3	1:07.905	86.96	2.109	15:27:11.454
10 -	17.747	22.028	122.0	10.981	16.714	114.7	1:07.470	87.53	1.674	15:28:18.924
11 -	18.084	21.837	120.2	11.055	15.936	117.5	1:06.912	88.26	1.116	15:29:25.836
12 -	17.699	22.065	120.0	11.346	15.890	118.1	1:07.000	88.14	1.204	15:30:32.836
13 -	17.530	22.105	120.0	11.216	15.854	117.5	1:06.705	88.53	0.909	15:31:39.541
14 -	17.394	21.802	121.5	10.928	16.332	117.9	1:06.456	88.86	0.660	15:32:45.997
15 -	17.366	21.641	120.9	10.877	15.912	117.9	1:05.796 (1)	89.75		15:33:51.793
16 -	17.487	21.818	121.3	10.973	15.848	117.5	1:06.126	(3) 89.30	0.330	15:34:07.919
17 -	17.391	21.716	121.5	10.850	15.884	118.5	1:05.841	(2) 89.69	0.045	15:36:03.760
18 -	17.307	22.125	118.3	11.669	16.261	117.1	1:07.362	87.67	1.566	15:37:11.122
19 -	17.368	22.496	120.2	11.114	16.082	116.7	1:07.060	88.06	1.264	15:38:18.182

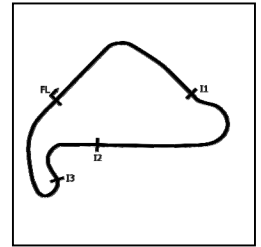
P17 65		Alexander ROWAN				Honda - Victoria House Mortimer Racing				
IDEAL LAP TIME : 1:04.923		BEST LAP TIME : 1:05.801		DIFFERENCE : 0.878						
LAP	SECTOR 1	SECTOR 2		SECTOR 3		SECTOR 4	LAP TIME	MPH	DIFF	TIME OF DAY
1 -	OUTLAP	23.351	118.9	11.562	16.079	119.1				15:08:55.356
2 -	17.509	21.640	123.5	11.143	15.680	120.6	1:05.972	(2) 89.51	0.171	15:10:01.328
3 -	17.043	22.344	115.5	11.079	15.580	122.2	1:06.046	(3) 89.41	0.245	15:11:07.374
4 -	17.022	21.666	110.3	14.160	IN PIT		1:25.674	P 68.93	19.873	15:12:33.048
5 -	OUTLAP	23.796	114.9	12.927	17.014	115.5	6:40.457	14.74	5:34.656	15:19:13.505
6 -	18.164	22.125	120.9	11.925	16.505	117.9	1:08.719	85.93	2.918	15:20:22.224
7 -	17.658	21.990	121.5	11.680	16.506	118.3	1:07.834	87.06	2.033	15:21:30.058
8 -	17.610	21.750	121.5	11.711	16.499	118.3	1:07.570	87.40	1.769	15:22:37.628
9 -	17.614	21.970	122.0	11.518	16.354	118.9	1:07.456	87.54	1.655	15:23:45.084
10 -	17.526	21.964	122.6	11.716	16.332	119.4	1:07.538	87.44	1.737	15:24:52.622
11 -	17.520	21.991	122.0	11.716	16.335	119.4	1:07.562	87.41	1.761	15:26:00.184
12 -	17.667	22.036	122.6	11.598	16.261	119.6	1:07.562	87.41	1.761	15:27:07.746
13 -	17.633	21.743	121.7	11.289	16.263	118.5	1:06.928	88.23	1.127	15:28:14.674
14 -	17.502	21.572	122.2	11.377	16.157	117.5	1:06.608	88.66	0.807	15:29:21.282
15 -	17.652	21.431	121.5	11.948	16.217	119.4	1:07.248	87.81	1.447	15:30:28.530
16 -	17.451	21.408	122.4	11.364	16.297	118.3	1:06.520	88.78	0.719	15:31:35.050
17 -	17.294	21.407	122.2	11.297	16.059	118.9	1:06.057	89.40	0.256	15:32:41.107
18 -	17.299	21.242	123.8	11.182	16.078	120.0	1:05.801 (1)	89.75		15:33:46.908
19 -	17.309	21.797	123.8	11.199	15.996	120.2	1:06.301	89.07	0.500	15:34:53.209
20 -	17.821	21.631	122.2	11.157	16.216	118.7	1:06.825	88.37	1.024	15:36:00.034
21 -	17.407	21.278	122.2	11.296	16.403	118.1	1:06.384	88.96	0.583	15:37:06.418
22 -	17.478	21.471	122.0	11.197	16.103	117.7	1:06.249	89.14	0.448	15:38:12.667

MCRCB BULLETIN TK067

2021 Bennetts British Superbike Championship - Round 8

2021 Honda British Talent Cup

FREE PRACTICE 2 - SECTOR ANALYSIS



SECTOR 1 = FL to I1, SECTOR 2 = I1 to I2 SECTOR 3 = I2 to I3, SECTOR 4 = I3 to FL, DIFF = Difference To Personal Best Lap, P = Crossed Finish Line in Pit Lane, D = Time Disallowed

P18 2		Rhys COATES		Honda - Ernie Coates Race Support / SP125 Racing					
IDEAL LAP TIME : 1:08.533		BEST LAP TIME : 1:06.608		DIFFERENCE : -1.924					
LAP	SECTOR 1	SECTOR 2	SECTOR 3	SECTOR 4	LAP TIME	MPH	DIFF	TIME OF DAY	
1 -								15:08:41.603	
2 -					1:07.466 (2)	87.53	0.858	15:09:49.069	
3 -					1:06.608 (1)	88.66		15:10:55.677	
4 -	OUTLAP	24.453 116.5	11.957	17.852 107.3	15:51.917	6.20	14:45.309	15:26:47.595	
5 -	18.731	23.225 118.1	11.754	17.379 112.0	1:11.089	83.07	4.480	15:27:58.684	
6 -	18.582	22.748 117.5	12.021	17.177 111.8	1:10.528	83.73	3.919	15:29:09.212	
7 -	18.425	22.933 117.1	11.851	17.083 113.5	1:10.292	84.01	3.683	15:30:19.504	
8 -	18.253	23.037 116.9	11.298	16.996 113.5	1:09.584	84.87	2.975	15:31:29.088	
9 -	18.080	22.752 117.3	11.647	16.999 112.7	1:09.478	85.00	2.869	15:32:38.566	
10 -	18.484	22.697 118.1	11.715	16.957 113.9	1:09.853	84.54	3.244	15:33:48.419	
11 -	17.871	22.557 118.1	11.406	16.901 113.5	1:08.735 (3)	85.91	2.126	15:34:57.154	
12 -	18.147	22.902 118.9	11.461	16.891 114.5	1:09.401	85.09	2.792	15:36:06.555	
13 -	18.019	22.721 118.1	11.602	17.136 112.4	1:09.478	85.00	2.869	15:37:16.033	
14 -	18.175	22.732 118.1	11.415	16.807 114.1	1:09.129	85.42	2.520	15:38:25.162	

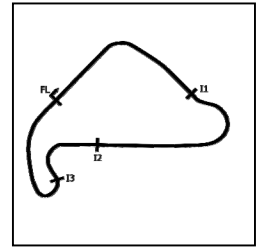
P19 99		Peter WILLIS		Honda - WM Racing					
IDEAL LAP TIME : 1:06.665		BEST LAP TIME : 1:06.665		DIFFERENCE : 0.000					
LAP	SECTOR 1	SECTOR 2	SECTOR 3	SECTOR 4	LAP TIME	MPH	DIFF	TIME OF DAY	
1 -	OUTLAP	23.177 122.4	11.492	16.667 115.7				15:08:42.121	
2 -	17.829	22.336 116.3	11.509	16.252 116.7	1:07.926 (2)	86.94	1.261	15:09:50.047	
3 -	17.589	21.847 124.2	11.009	16.220 115.7	1:06.665 (1)	88.58		15:10:56.712	
4 -	17.681	22.087 123.5	12.453	IN PIT	1:22.436 P	71.63	15.771	15:12:19.148	
5 -	OUTLAP	24.491 113.5	12.821	17.788 108.9	10:09.462	9.68	9:02.797	15:22:28.610	
6 -	18.983	23.657 118.1	12.530	17.320 111.1	1:12.490	81.46	5.825	15:23:41.100	
7 -	18.665	23.337 118.1	12.451	17.076 112.5	1:11.529	82.56	4.864	15:24:52.629	
8 -	18.577	23.013 122.6	12.216	17.433 106.3	1:11.239	82.89	4.574	15:26:03.868	
9 -	18.770	22.972 120.6	12.310	17.012 113.3	1:11.064	83.10	4.399	15:27:14.932	
10 -	18.562	22.993 118.5	12.337	16.949 112.4	1:10.841	83.36	4.176	15:28:25.773	
11 -	18.237	23.239 120.0	12.678	16.971 113.5	1:11.125	83.03	4.460	15:29:36.898	
12 -	18.282	22.775 120.9	12.155	17.183 112.4	1:10.395	83.89	3.730	15:30:47.293	
13 -	18.289	22.674 120.0	12.359	16.847 113.5	1:10.169	84.16	3.504	15:31:57.462	
14 -	18.189	22.988 119.1	12.146	16.876 113.7	1:10.199	84.12	3.534	15:33:07.661	
15 -	18.578	22.835 119.4	12.300	16.700 111.8	1:10.413	83.87	3.748	15:34:18.074	
16 -	18.174	22.621 119.6	11.768	16.858 112.5	1:09.421	85.07	2.756	15:35:27.495	
17 -	18.383	22.591 119.8	11.766	16.999 111.6	1:09.739	84.68	3.074	15:36:37.234	
18 -	18.222	22.465 120.0	11.731	16.793 113.3	1:09.211 (3)	85.32	2.546	15:37:46.445	

MCRCB BULLETIN TK067

2021 Bennetts British Superbike Championship - Round 8

2021 Honda British Talent Cup

FREE PRACTICE 2 - SECTOR ANALYSIS



SECTOR 1 = FL to I1, SECTOR 2 = I1 to I2, SECTOR 3 = I2 to I3, SECTOR 4 = I3 to FL, DIFF = Difference To Personal Best Lap, P = Crossed Finish Line in Pit Lane, D = Time Disallowed

P20 53		Kiyano VEIJER		Honda - Microlise Cresswell Racing						
IDEAL LAP TIME : 1:06.207		BEST LAP TIME : 1:06.727		DIFFERENCE : 0.520						
LAP	SECTOR 1	SECTOR 2	SECTOR 3	SECTOR 4	LAP TIME	MPH	DIFF	TIME OF DAY		
1 -	OUTLAP	22.926	121.1	11.390	16.253	117.3		15:10:10.847		
2 -	17.825	21.821	120.9	10.967	16.114	116.5	1:06.727 (1)	88.50	15:11:17.574	
3 -	17.614	21.512	117.7	11.805	IN PIT		1:18.788 P	74.95	12.061	15:12:36.362
4 -	OUTLAP	24.458	111.6	13.281	17.914	108.4	6:11.397	15.90	5:04.670	15:18:47.759
5 -	19.222	22.977	111.6	12.581	16.899	114.5	1:11.679	82.39	4.952	15:19:59.438
6 -	18.368	23.449	110.7	12.286	16.869	112.5	1:10.972	83.21	4.245	15:21:10.410
7 -	18.351	22.471	121.3	12.066	16.822	112.0	1:09.710	84.71	2.983	15:22:20.120
8 -	18.235	22.721	117.7	11.913	16.600	114.7	1:09.469	85.01	2.742	15:23:29.589
9 -	18.180	22.063	120.2	11.863	17.722	112.9	1:09.828	84.57	3.101	15:24:39.417
10 -	18.238	22.185	120.6	11.662	16.407	114.7	1:08.492	86.22	1.765	15:25:47.909
11 -	17.963	21.948	121.3	11.512	16.384	116.5	1:07.807	87.09	1.080	15:26:55.716
12 -	18.628	24.101	116.5	11.867	16.452	115.1	1:11.048	83.12	4.321	15:28:06.764
13 -	17.913	21.827	121.3	11.435	16.194	116.9	1:07.369	87.66	0.642	15:29:14.133
14 -	17.683	22.088	114.3	12.247	16.835	114.3	1:08.853	85.77	2.126	15:30:22.986
15 -	18.062	22.271	120.2	11.406	16.196	117.1	1:07.935	86.93	1.208	15:31:30.921
16 -	17.843	22.065	120.6	11.557	16.302	118.9	1:07.767	87.14	1.040	15:32:38.688
17 -	17.865	21.748	120.6	11.458	16.270	116.7	1:07.341 (3)	87.69	0.614	15:33:46.029
18 -	17.660	22.355	118.1	11.467	16.194	117.9	1:07.676	87.26	0.949	15:34:53.705
19 -	17.704	22.307	121.5	11.825	16.745	115.1	1:08.581	86.11	1.854	15:36:02.286
20 -	17.874	21.946	121.3	11.207	16.263	115.9	1:07.290 (2)	87.76	0.563	15:37:09.576
21 -	18.454	23.373	121.5	11.408	16.145	116.9	1:09.380	85.12	2.653	15:38:18.956

P21 61		Harrison MACKAY		Honda - True Heroes Racing / Super Soco						
IDEAL LAP TIME : 1:05.843		BEST LAP TIME : 1:06.730		DIFFERENCE : 0.887						
LAP	SECTOR 1	SECTOR 2	SECTOR 3	SECTOR 4	LAP TIME	MPH	DIFF	TIME OF DAY		
1 -	OUTLAP	22.913	123.8	11.609	16.470	120.0		15:08:43.137		
2 -	17.501	22.080	123.3	11.730	16.002	122.0	1:07.313 (2)	87.73	0.583	15:09:50.450
3 -	17.300	22.218	124.9	11.026	16.186	116.5	1:06.730 (1)	88.50		15:10:57.180
4 -	17.227	21.588	117.7	12.470	17.392	111.2	1:08.677 (3)	85.99	1.947	15:12:05.857
5 -	19.191	24.018	110.1	13.332	IN PIT		1:18.347 P	75.37	11.617	15:13:24.204
6 -	OUTLAP	25.231	109.2	13.864	18.508	111.2	6:32.647	15.04	5:25.917	15:19:56.851
7 -	19.584	24.989	112.5	13.349	17.552	115.5	1:15.474	78.24	8.744	15:21:12.325
8 -	19.075	23.901	114.5	13.142	17.635	115.5	1:13.753	80.07	7.023	15:22:26.078
9 -	18.802	23.860	115.5	12.936	17.373	116.5	1:12.971	80.93	6.241	15:23:39.049
10 -	18.467	23.638	118.1	13.004	17.391	116.7	1:12.500	81.45	5.770	15:24:51.549
11 -	18.580	23.342	119.4	12.644	17.077	117.9	1:11.643	82.43	4.913	15:26:03.192
12 -	18.403	23.112	119.8	12.500	17.167	116.3	1:11.182	82.96	4.452	15:27:14.374
13 -	18.509	23.206	117.9	12.255	17.033	116.7	1:11.003	83.17	4.273	15:28:25.377
14 -	18.304	23.175	116.7	12.451	16.988	118.1	1:10.918	83.27	4.188	15:29:36.295
15 -	18.116	23.113	121.5	12.297	16.987	118.5	1:10.513	83.75	3.783	15:30:46.808
16 -	18.124	23.133	120.6	12.209	16.771	117.3	1:10.237	84.08	3.507	15:31:57.045
17 -	18.253	23.142	121.3	12.109	16.807	116.3	1:10.311	83.99	3.581	15:33:07.356
18 -	18.515	22.831	122.0	12.113	16.911	115.1	1:10.370	83.92	3.640	15:34:17.726
19 -	18.253	22.685	119.8	12.460	16.716	117.7	1:10.114	84.22	3.384	15:35:27.840
20 -	18.157	22.896	122.0	11.927	16.824	118.1	1:09.804	84.60	3.074	15:36:37.644
21 -	17.998	22.592	122.6	12.698	16.902	115.3	1:10.190	84.13	3.460	15:37:47.834

P22 71		Daniel GOODMAN		Honda - MLav VisionTrack Academy						
IDEAL LAP TIME : 1:07.321		BEST LAP TIME : 1:07.820		DIFFERENCE : 0.499						
LAP	SECTOR 1	SECTOR 2	SECTOR 3	SECTOR 4	LAP TIME	MPH	DIFF	TIME OF DAY		
1 -	OUTLAP	24.184	115.1	11.896	16.295	114.5		15:08:45.027		
2 -	17.998	22.311	121.1	11.349	16.162	116.9	1:07.820 (1)	87.07		15:09:52.847
3 -	17.499	22.538	115.9	11.789	IN PIT		1:19.389 P	74.38	11.569	15:11:12.236
4 -	OUTLAP	26.460	88.0	14.110	IN PIT		2:20.752 P	41.95	1:12.932	15:13:32.988

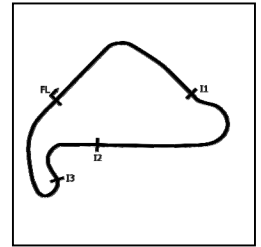
Weather / Track : Cloudy / Damp

Silverstone
Circuit Length = 1.6404 miles
Start: 15:07 Flag 15:37 End: 15:38

2021 Bennetts British Superbike Championship - Round 8

2021 Honda British Talent Cup

FREE PRACTICE 2 - SECTOR ANALYSIS



SECTOR 1 = FL to I1, SECTOR 2 = I1 to I2, SECTOR 3 = I2 to I3, SECTOR 4 = I3 to FL, DIFF = Difference To Personal Best Lap, P = Crossed Finish Line in Pit Lane, D = Time Disallowed

P23 27		Ted WILKINSON		Honda - RMB Racing						
IDEAL LAP TIME : 1:06.859		BEST LAP TIME : 1:07.941		DIFFERENCE : 1.082						
LAP	SECTOR 1	SECTOR 2		SECTOR 3		SECTOR 4	LAP TIME	MPH	DIFF	TIME OF DAY
1 -	OUTLAP	24.325	117.7	11.910		16.307	116.5			15:08:44.672
2 -	18.028	22.405	120.2	11.264		16.368	116.1	1:08.065 (2)	86.76	0.124 15:09:52.737
3 -	17.533	21.784	119.4	11.235		17.389	111.8	1:07.941 (1)	86.92	15:11:00.678
4 -	18.281	22.645	113.7	12.867		IN PIT		1:25.160 P	69.34	15:12:25.838
5 -	OUTLAP	26.586	85.3	14.539		IN PIT		2:05.053 P	47.22	57.112 15:14:30.891

P24 44		Lucas HILL		Honda - Ashcourt Racing						
IDEAL LAP TIME : 1:07.718		BEST LAP TIME : 1:08.029		DIFFERENCE : 0.311						
LAP	SECTOR 1	SECTOR 2		SECTOR 3		SECTOR 4	LAP TIME	MPH	DIFF	TIME OF DAY
1 -	OUTLAP	23.164	118.7	11.210		16.884	113.3			15:08:41.420
2 -	18.309	22.379	119.1	11.326		16.460	116.7	1:08.474 (2)	86.24	0.445 15:09:49.894
3 -	17.720	22.673	121.7	11.227		16.409	116.1	1:08.029 (1)	86.81	15:10:57.923
4 -	18.144	22.603	117.7	12.694		IN PIT		1:24.067 P	70.24	16.038 15:12:21.990
5 -	OUTLAP	26.592	110.0	14.133		18.744	109.4	1:53.844	8.27	10:45.815 15:24:15.834
6 -	20.089	24.628	116.7	12.877		17.703	110.5	1:15.297	78.43	7.268 15:25:31.131
7 -	19.542	24.624	114.1	12.813		17.390	112.4	1:14.369	79.41	6.340 15:26:45.500
8 -	19.041	24.092	112.0	12.382		17.309	113.3	1:12.824	81.09	4.795 15:27:58.324
9 -	18.928	23.764	115.9	12.160		17.288	112.9	1:12.140	81.86	4.111 15:29:10.464
10 -	18.790	23.817	116.5	12.666		17.457	112.0	1:12.730	81.19	4.701 15:30:23.194
11 -	18.777	23.476	115.5	12.459		17.293	113.3	1:12.005	82.01	3.976 15:31:35.199
12 -	18.584	23.473	116.5	11.986		17.372	113.1	1:11.415	82.69	3.386 15:32:46.614
13 -	18.561	23.186	116.5	12.257		17.370	111.2	1:11.374	82.74	3.345 15:33:57.988
14 -	18.878	23.538	115.1	12.112		17.133	112.5	1:11.661	82.41	3.632 15:35:09.649
15 -	18.461	22.755	117.7	12.053		17.311	113.9	1:10.580	83.67	2.551 15:36:20.229
16 -	18.527	22.997	117.3	11.911		17.243	112.2	1:10.678	83.55	2.649 15:37:30.907
17 -	18.532	22.857	117.3	11.949		17.039	113.5	1:10.377 (3)	83.91	2.348 15:38:41.284

P25 34		James COOK		Honda - Wilson Racing						
IDEAL LAP TIME : 1:05.616		BEST LAP TIME : 1:08.067		DIFFERENCE : 2.451						
LAP	SECTOR 1	SECTOR 2		SECTOR 3		SECTOR 4	LAP TIME	MPH	DIFF	TIME OF DAY
1 -	OUTLAP	22.816	120.4	10.871		16.066	119.1			15:09:51.658
2 -	17.297	21.382	125.2	12.776		16.612	112.9	1:08.067 (1)	86.76	15:10:59.725
3 -	17.879	22.511	114.5	12.874		IN PIT		1:24.221 P	70.12	16.154 15:12:23.946

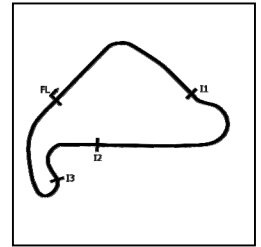
P26 41		Luca HOPKINS		Honda - Wilson Racing						
IDEAL LAP TIME : 1:07.526		BEST LAP TIME : 1:08.180		DIFFERENCE : 0.654						
LAP	SECTOR 1	SECTOR 2		SECTOR 3		SECTOR 4	LAP TIME	MPH	DIFF	TIME OF DAY
1 -	OUTLAP	25.119	115.9	12.776		16.480	117.9			15:09:45.814
2 -	17.767	22.557	120.9	11.581		16.275	117.5	1:08.180 (1)	86.61	15:10:53.994
3 -	17.430	22.240	120.0	12.249		IN PIT		1:20.328 P	73.51	12.148 15:12:14.322

MCRCB BULLETIN TK067

2021 Bennetts British Superbike Championship - Round 8

2021 Honda British Talent Cup

FREE PRACTICE 2 - SECTOR ANALYSIS



SECTOR 1 = FL to I1, SECTOR 2 = I1 to I2 SECTOR 3 = I2 to I3, SECTOR 4 = I3 to FL, DIFF = Difference To Personal Best Lap, P = Crossed Finish Line in Pit Lane, D = Time Disallowed

P27 21		Troy JEFFREY		Honda - Stiggymotorsport						
IDEAL LAP TIME : 1:07.477		BEST LAP TIME : 1:08.635		DIFFERENCE : 1.158						
LAP	SECTOR 1	SECTOR 2	SECTOR 3	SECTOR 4	LAP TIME	MPH	DIFF	TIME OF DAY		
1 -	OUTLAP	24.205	116.9	12.669	17.567	112.7		15:09:39.288		
2 -	18.576	22.509	120.0	11.348	16.202	117.3	1:08.635 (1)	86.04	15:10:47.923	
3 -	17.544	22.748	104.8	13.322	IN PIT		1:22.926 P	71.21	14.291	15:12:10.849
4 -	OUTLAP	26.115	104.3	14.330	19.709	100.0	9:32.293	10.31	8:23.658	15:21:43.142
5 -	20.054	24.531	115.3	13.282	18.224	109.6	1:16.091	77.61	7.456	15:22:59.233
6 -	19.581	24.105	116.5	13.367	18.264	110.9	1:15.317	78.41	6.682	15:24:14.550
7 -	19.033	23.888	115.1	12.881	17.837	111.8	1:13.639	80.19	5.004	15:25:28.189
8 -	19.029	23.889	117.5	12.770	17.549	113.7	1:13.237	80.63	4.602	15:26:41.426
9 -	18.997	23.264	117.5	12.300	17.514	111.2	1:12.075	81.93	3.440	15:27:53.501
10 -	18.568	22.979	118.9	12.164	17.237	113.5	1:10.948	83.23	2.313	15:29:04.449
11 -	18.336	22.689	117.9	11.840	16.949	116.7	1:09.814	84.59	1.179	15:30:14.263
12 -	18.388	22.609	120.4	11.706	16.935	116.7	1:09.638	84.80	1.003	15:31:23.901
13 -	18.103	22.527	117.9	11.892	17.054	116.5	1:09.576 (3)	84.88	0.941	15:32:33.477
14 -	18.291	22.776	118.9	11.576	16.934	116.3	1:09.577	84.87	0.942	15:33:43.054
15 -	18.135	22.536	119.1	12.137	17.007	115.9	1:09.815	84.59	1.180	15:34:52.869
16 -	18.273	22.525	120.9	11.855	17.093	115.7	1:09.746	84.67	1.111	15:36:02.615
17 -	18.117	22.383	120.2	11.588	17.271	115.9	1:09.359 (2)	85.14	0.724	15:37:11.974
18 -	18.067	22.931	119.6	12.012	17.393	113.7	1:10.403	83.88	1.768	15:38:22.377

P28 51		Holly HARRIS		Honda - MJL Racing						
IDEAL LAP TIME : 1:08.470		BEST LAP TIME : 1:09.427		DIFFERENCE : 0.957						
LAP	SECTOR 1	SECTOR 2	SECTOR 3	SECTOR 4	LAP TIME	MPH	DIFF	TIME OF DAY		
1 -	OUTLAP	23.958	112.2	12.829	16.866	113.3			15:08:50.366	
2 -	18.639	22.569	114.7	12.002	16.217	115.5	1:09.427 (1)	85.06		15:09:59.793
3 -	17.956	22.295	111.4	12.469	16.749	112.2	1:09.469 (2)	85.01	0.042	15:11:09.262
4 -	18.996	23.877	106.1	13.618	IN PIT		1:24.753 P	69.68	15.326	15:12:34.015
5 -	OUTLAP	25.884	111.4	13.598	17.971	108.2	9:43.341	10.12	8:33.914	15:22:17.356
6 -	19.695	24.191	112.0	13.958	17.700	108.9	1:15.544	78.17	6.117	15:23:32.900
7 -	19.099	23.665	109.8	12.991	17.376	110.5	1:13.131	80.75	3.704	15:24:46.031
8 -	18.866	23.552	113.1	13.082	17.374	109.8	1:12.874	81.03	3.447	15:25:58.905
9 -	18.982	23.565	113.3	12.728	17.095	111.2	1:12.370	81.60	2.943	15:27:11.275
10 -	19.076	23.617	118.5	12.341	17.056	112.2	1:12.090	81.92	2.663	15:28:23.365
11 -	18.900	23.048	119.1	12.416	16.956	112.4	1:11.320	82.80	1.893	15:29:34.685
12 -	18.767	23.136	118.9	12.531	16.879	112.9	1:11.313	82.81	1.886	15:30:45.998
13 -	18.645	22.708	118.3	12.141	16.893	112.0	1:10.387 (3)	83.90	0.960	15:31:56.385
14 -	18.665	22.879	120.2	12.229	16.903	112.0	1:10.676	83.55	1.249	15:33:07.061
15 -	18.746	22.659	119.6	12.898	17.302	112.4	1:11.605	82.47	2.178	15:34:18.666
16 -	18.870	22.858	118.9	12.311	16.950	112.7	1:10.989	83.19	1.562	15:35:29.655
17 -	18.731	22.979	118.3	12.161	16.884	112.4	1:10.755	83.46	1.328	15:36:40.410
18 -	18.614	22.663	119.6	12.335	16.967	112.0	1:10.579	83.67	1.152	15:37:50.989

P29 22		Anthony EAGLE		Honda - Microlise Cresswell Racing						
IDEAL LAP TIME : 1:09.657		BEST LAP TIME : 1:09.909		DIFFERENCE : 0.252						
LAP	SECTOR 1	SECTOR 2	SECTOR 3	SECTOR 4	LAP TIME	MPH	DIFF	TIME OF DAY		
1 -	OUTLAP	23.975	106.1	14.182	IN PIT					15:11:47.697
2 -	OUTLAP	25.825	114.5	13.031	18.279	105.6	8:03.619	12.21	6:53.710	15:19:51.316
3 -	19.802	24.744	114.1	13.221	18.124	107.8	1:15.891	77.81	5.982	15:21:07.207
4 -	19.249	24.667	115.3	12.525	17.781	106.8	1:14.222	79.56	4.313	15:22:21.429
5 -	18.859	24.066	116.3	12.313	17.571	110.3	1:12.809	81.11	2.900	15:23:34.238
6 -	18.619	23.707	116.7	12.309	17.461	108.9	1:12.096	81.91	2.187	15:24:46.334
7 -	18.879	23.422	118.5	12.348	17.190	109.6	1:11.839	82.20	1.930	15:25:58.173
8 -	18.573	23.282	116.5	12.145	17.126	108.9	1:11.126	83.03	1.217	15:27:09.299
9 -	18.591	23.351	116.5	11.688	16.922	111.2	1:10.552	83.70	0.643	15:28:19.851
10 -	18.319	23.113	117.5	11.941	17.093	111.6	1:10.466 (3)	83.80	0.557	15:29:30.317
11 -	18.211	23.017	118.7	11.742	17.046	110.1	1:10.016 (2)	84.34	0.107	15:30:40.333
12 -	18.106	23.069	116.9	11.888	16.846	113.9	1:09.909 (1)	84.47		15:31:50.242

Weather / Track : Cloudy / Damp

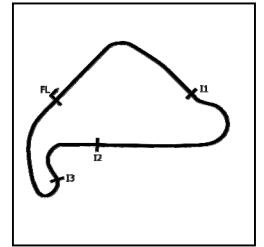
Silverstone
Circuit Length = 1.6404 miles
Start: 15:07 Flag 15:37 End: 15:38

MCRCB BULLETIN TK067

2021 Bennetts British Superbike Championship - Round 8

2021 Honda British Talent Cup

FREE PRACTICE 2 - SECTOR ANALYSIS



SECTOR 1 = FL to I1, SECTOR 2 = I1 to I2 SECTOR 3 = I2 to I3, SECTOR 4 = I3 to FL, DIFF = Difference To Personal Best Lap, P = Crossed Finish Line in Pit Lane, D = Time Disallowed

P30 15		Harrison CROSBY		Honda - Banks Racing					
IDEAL LAP TIME :		BEST LAP TIME :		DIFFERENCE :					
LAP	SECTOR 1	SECTOR 2		SECTOR 3	SECTOR 4	LAP TIME	MPH	DIFF	TIME OF DAY
1 -	OUTLAP	26.397	86.7	12.690	IN PIT		P		15:09:06.076
2 -	OUTLAP	27.999	83.0	15.409	IN PIT	12:21.170	P 7.96		15:21:27.246

MCRCB BULLETIN TK068

2021 Bennetts British Superbike Championship - Round 8

2021 Honda British Talent Cup

FREE PRACTICE 2 - BEST SECTORS

SECTOR 1				SECTOR 2				SECTOR 3				SECTOR 4				IDEAL / BEST COMPARISON			
POS	NO	NAME	TIME	NO	NAME	TIME	NO	NAME	TIME	NO	NAME	TIME	POS	NO	NAME	IDEAL	BEST	DIFF	
																PERFECT LAP	1:03.346		
1	74	BROWN	16.897	52	BELFORD	20.784	29	BROWN	10.249	52	BELFORD	15.416	1	52	BELFORD	1:03.488	1:04.027	0.539	
2	57	GARNESS	16.909	4	MOUNSEY	20.796	23	STEPHEN	10.261	7	LYONS	15.561	2	4	MOUNSEY	1:03.986	1:04.207	0.221	
3	7	LYONS	16.923	57	GARNESS	21.011	52	BELFORD	10.336	74	BROWN	15.574	3	23	STEPHENSON	1:04.141	1:04.359	0.218	
4	55	DESSOY	16.939	96	BANHAM	21.015	7	LYONS	10.473	65	ROWAN	15.580	4	57	GARNESS	1:04.156	1:04.366	0.210	
5	12	BANNIST	16.949	23	STEPHEN	21.198	67	O'GORMA	10.480	96	BANHAM	15.583	5	96	BANHAM	1:04.223	1:04.347	0.124	
6	52	BELFORD	16.952	65	ROWAN	21.242	5	JOHNSON	10.482	12	BANNIST	15.583	6	7	LYONS	1:04.462	1:04.918	0.456	
7	23	STEPHEN	16.952	29	BROWN	21.286	4	MOUNSEY	10.526	4	MOUNSEY	15.624	7	74	BROWN	1:04.499	1:04.601	0.102	
8	79	McCABE	17.018	48	WALKER	21.290	96	BANHAM	10.529	57	GARNESS	15.692	8	67	O'GORMAN	1:04.599	1:04.856	0.257	
9	65	ROWAN	17.022	67	O'GORMA	21.308	57	GARNESS	10.544	48	WALKER	15.697	9	48	WALKER	1:04.715	1:04.903	0.188	
10	4	MOUNSEY	17.040	55	DESSOY	21.348	74	BROWN	10.567	67	O'GORMA	15.698	10	29	BROWN	1:04.731	1:05.057	0.326	
11	48	WALKER	17.057	34	COOK	21.382	55	DESSOY	10.617	79	McCABE	15.720	11	12	BANNISTER	1:04.741	1:05.609	0.868	
12	96	BANHAM	17.096	79	McCABE	21.404	79	McCABE	10.623	23	STEPHEN	15.730	12	55	DESSOY	1:04.749	1:05.416	0.667	
13	67	O'GORMA	17.113	12	BANNIST	21.414	33	CUNNING	10.634	55	DESSOY	15.845	13	79	McCABE	1:04.765	1:04.981	0.216	
14	5	JOHNSON	17.136	5	JOHNSON	21.424	48	WALKER	10.671	40	CORREA	15.848	14	65	ROWAN	1:04.923	1:05.801	0.878	
15	33	CUNNING	17.185	74	BROWN	21.461	12	BANNIST	10.795	5	JOHNSON	15.927	15	5	JOHNSON	1:04.969	1:05.535	0.566	
16	29	BROWN	17.197	7	LYONS	21.505	40	CORREA	10.850	29	BROWN	15.999	16	33	CUNNINGHAM	1:05.438	1:05.702	0.264	
17	61	MACKAY	17.227	53	VEIJER	21.512	34	COOK	10.871	61	MACKAY	16.002	17	34	COOK	1:05.616	1:08.067	2.451	
18	34	COOK	17.297	61	MACKAY	21.588	53	VEIJER	10.967	33	CUNNING	16.029	18	40	CORREA	1:05.646	1:05.796	0.150	
19	40	CORREA	17.307	33	CUNNING	21.590	99	WILLIS	11.009	34	COOK	16.066	19	61	MACKAY	1:05.843	1:06.730	0.887	
20	41	HOPKINS	17.430	40	CORREA	21.641	61	MACKAY	11.026	53	VEIJER	16.114	20	53	VEIJER	1:06.207	1:06.727	0.520	
21	71	GOODMAN	17.499	27	WILKINS	21.784	65	ROWAN	11.079	71	GOODMAN	16.162	21	99	WILLIS	1:06.665	1:06.665	0.000	
22	27	WILKINS	17.533	99	WILLIS	21.847	44	HILL	11.210	21	JEFFREY	16.202	22	27	WILKINSON	1:06.859	1:07.941	1.082	
23	21	JEFFREY	17.544	41	HOPKINS	22.240	27	WILKINS	11.235	51	HARRIS	16.217	23	71	GOODMAN	1:07.321	1:07.820	0.499	
24	99	WILLIS	17.589	51	HARRIS	22.295	2	COATES	11.298	99	WILLIS	16.220	24	21	JEFFREY	1:07.477	1:08.635	1.158	
25	53	VEIJER	17.614	71	GOODMAN	22.311	21	JEFFREY	11.348	41	HOPKINS	16.275	25	41	HOPKINS	1:07.526	1:08.180	0.654	
26	44	HILL	17.720	44	HILL	22.379	71	GOODMAN	11.349	27	WILKINS	16.307	26	44	HILL	1:07.718	1:08.029	0.311	
27	2	COATES	17.871	21	JEFFREY	22.383	41	HOPKINS	11.581	44	HILL	16.409	27	51	HARRIS	1:08.470	1:09.427	0.957	
28	51	HARRIS	17.956	2	COATES	22.557	22	EAGLE	11.688	2	COATES	16.807	28	2	COATES	1:08.533	1:06.608	-1.924	
29	22	EAGLE	18.106	22	EAGLE	23.017	51	HARRIS	12.002	22	EAGLE	16.846	29	22	EAGLE	1:09.657	1:09.909	0.252	
30				15	CROSBY	26.397	15	CROSBY	12.690				30	15	CROSBY				

Weather / Track : Cloudy / Damp

Results can be found at www.tsl-timing.com

Silverstone

Circuit Length = 1.6404 miles

Start: 15:07 Flag 15:37 End: 15:38

Printed - 15:41 Friday, 10 September 2021

MCRCB BULLETIN TK069**2021 Bennetts British Superbike Championship - Round 8****2021 Honda British Talent Cup****FREE PRACTICE 2 - BEST SPEEDS**

POS	INTERMEDIATE 1		INTERMEDIATE 2		INTERMEDIATE 3		FINISH LINE		
	NO	NAME	MPH	NO	NAME	MPH	NO	NAME	MPH
1			57	GARNESS	128.0		57	GARNESS	123.3
2			4	MOUNSEY	126.1		65	ROWAN	122.2
3			34	COOK	125.2		61	MACKAY	122.0
4			79	McCABE	124.9		48	WALKER	121.3
5			61	MACKAY	124.9		79	McCABE	120.2
6			52	BELFORD	124.5		74	BROWN	120.0
7			99	WILLIS	124.2		55	DESSOY	120.0
8			65	ROWAN	123.8		4	MOUNSEY	119.8
9			23	STEPHENSON	123.3		67	O'GORMAN	119.6
10			55	DESSOY	123.1		52	BELFORD	119.1
11			74	BROWN	122.9		7	LYONS	119.1
12			67	O'GORMAN	122.9		34	COOK	119.1
13			40	CORREA	122.0		53	VEIJER	118.9
14			44	HILL	121.7		40	CORREA	118.5
15			96	BANHAM	121.5		23	STEPHENSON	118.3
16			48	WALKER	121.5		29	BROWN	117.9
17			5	JOHNSON	121.5		41	HOPKINS	117.9
18			53	VEIJER	121.5		96	BANHAM	117.7
19			71	GOODMAN	121.1		33	CUNNINGHAM	117.7
20			41	HOPKINS	120.9		12	BANNISTER	117.5
21			21	JEFFREY	120.9		21	JEFFREY	117.3
22			29	BROWN	120.4		71	GOODMAN	116.9
23			12	BANNISTER	120.2		99	WILLIS	116.7
24			27	WILKINSON	120.2		44	HILL	116.7
25			51	HARRIS	120.2		5	JOHNSON	116.5
26			33	CUNNINGHAM	120.0		27	WILKINSON	116.5
27			7	LYONS	119.1		51	HARRIS	115.5
28			2	COATES	118.9		2	COATES	114.5
29			22	EAGLE	118.7		22	EAGLE	113.9
30			15	CROSBY	86.7				

Weather / Track : Cloudy / Damp

Results can be found at www.tsl-timing.comSilverstone
Circuit Length = 1.6404 miles
Start: 15:07 Flag 15:37 End: 15:38

Printed - 15:42 Friday, 10 September 2021

MCRCB BULLETIN TK070

2021 Bennetts British Superbike Championship - Round 8

2021 Honda British Talent Cup

FREE PRACTICE 2 - STATISTICS

Competitors Started 30
Planned Start 2021-09-10 @ 15:05:00.000
Actual Start 2021-09-10 @ 15:07:31.141
Finish Time 2021-09-10 @ 15:37:31.141
Track Length 1.6404mi.
Total Laps 401
Total Distance Covered 657.8258mi.

Session Fastest Lap History

NO	NAME	LAP TIME	TIME OF DAY	LAP	VEHICLE
5	Mason JOHNSON	1:05.834	15:09:44.382	2	Honda
12	Josh BANNISTER	1:05.760	15:09:44.531	2	Honda
52	Evan BELFORD	1:04.027	15:09:58.086	2	Honda

Flag History

TYPE	TIME OF DAY
GREEN	15:07:31.141
FINISH	15:37:31.141

Flag Statistics

TYPE	COUNT	TOTAL LAPS	TOTAL TIME
Green	1	22	31:24.762
Red	0	0	0.000
Safety Car	0	0	0.000
FCY	0	0	0.000

MCRCB BULLETIN TK071

2021 Bennetts British Superbike Championship - Round 8

2021 Honda British Talent Cup

FREE PRACTICE 2 - SESSION NOTES

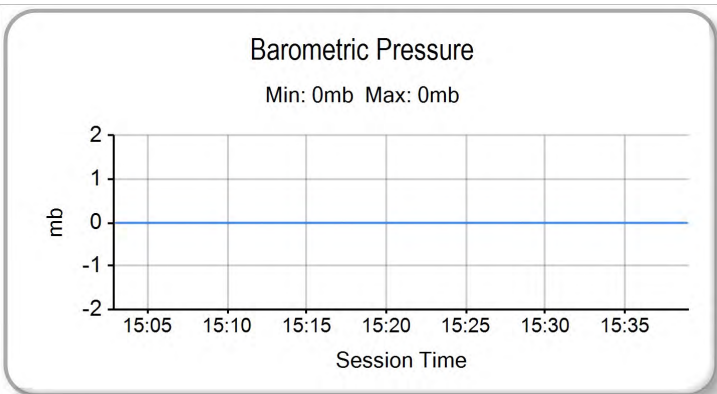
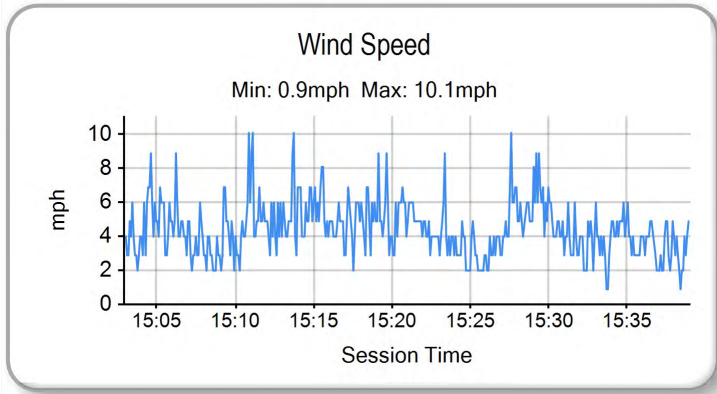
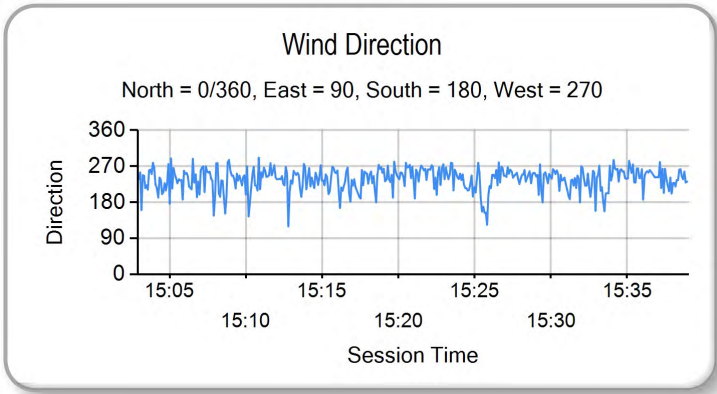
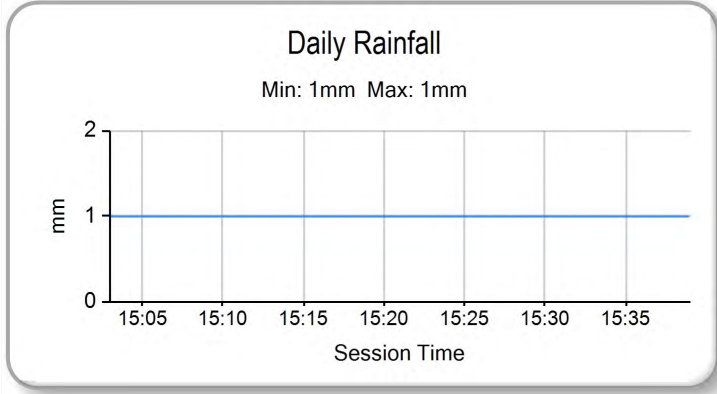
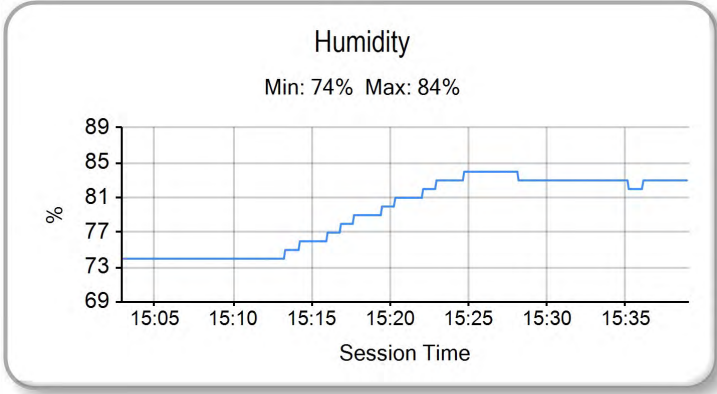
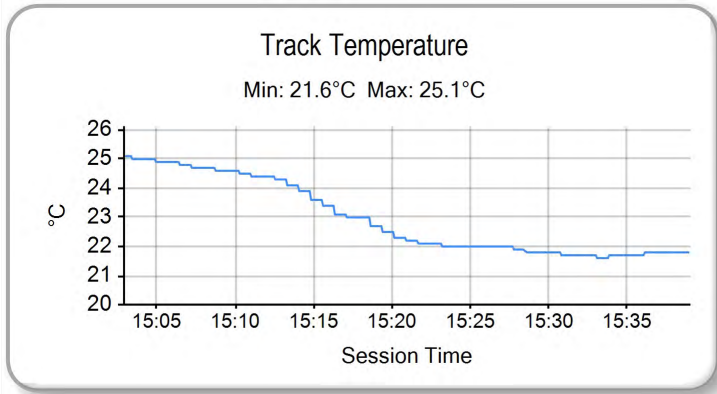
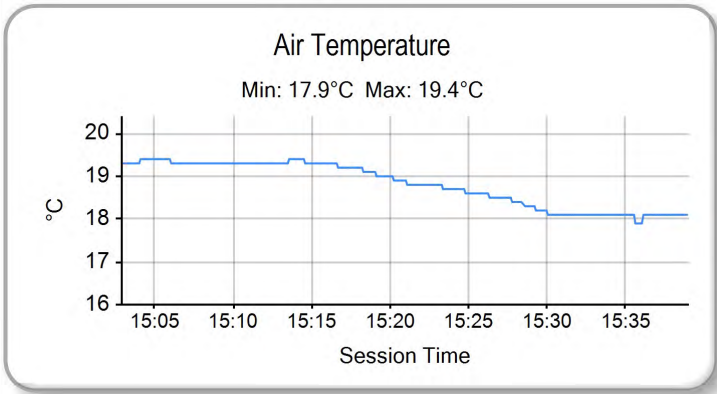
TIME	MESSAGE
15:09:45	#2 NO WORKING TRANSPONDER
15:32:58	NO. 22 STOPPED TECHNICAL PROBLEM - T2 MAGGOTTS
15:37:55	NO. 5 FALLER AT T6 LUFFIELD - RIDER TO MEDICAL CENTRE

MCRCB BULLETIN TK072

2021 Bennetts British Superbike Championship - Round 8

2021 Honda British Talent Cup

FREE PRACTICE 2 - WEATHER CONDITIONS



Weather / Track : Cloudy / Damp

Results can be found at www.tsl-timing.com

Silverstone
Circuit Length = 1.6404 miles
Start: 15:07 Flag 15:37 End: 15:38

Printed - 15:45 Friday, 10 September 2021

FREE PRACTICE - COMBINED CLASSIFICATION

POS	NO	NAME	NAT	ENTRY	FIRST		SECOND		GAP	DIFF
					TIME	LAPS	TIME	LAPS		
1	52	Evan BELFORD	GBR	Honda - City Lifting by RS Racing	1:07.592	21	1:04.027	19		
2	4	Sullivan MOUNSEY	GBR	Honda - iForce Lloyd & Jones	1:06.279	26	1:04.207	9	0.180	0.180
3	96	Rossi BANHAM	GBR	Honda - MJL Racing	1:11.002	23	1:04.347	20	0.320	0.140
4	23	Rhys STEPHENSON	GBR	Honda - Rocket Racing	1:08.008	24	1:04.359	21	0.332	0.012
5	57	Johnny GARNESS	GBR	Honda - City Lifting by RS Racing	1:06.601	18	1:04.366	21	0.339	0.007
6	74	Carter BROWN	GBR	Honda - City Lifting by RS Racing	1:07.229	23	1:04.601	22	0.574	0.235
7	67	Casey O'GORMAN	GBR	Honda - Microlise Cresswell Racing	1:05.717	26	1:04.856	18	0.829	0.255
8	48	Ollie WALKER	GBR	Honda - Moto Rapido / SP125 Racing	1:12.751	7	1:04.903	4	0.876	0.047
9	7	Jamie LYONS	GBR	Honda - C&M Motors Ltd / Tooltec Racing	1:06.400	25	1:04.918	4	0.891	0.015
10	79	Harley McCABE	GBR	Honda - MLav VisionTrack Academy	1:09.150	25	1:04.981	5	0.954	0.063
11	29	Lucas BROWN	GBR	Honda - Amphibian Scaffolding / SP125 Racing	1:07.525	19	1:05.057	4	1.030	0.076
12	55	Harrison DESSOY	GBR	Honda - Thorneycroft56 Racing	1:07.392	24	1:05.416	19	1.389	0.359
13	5	Mason JOHNSON	GBR	Honda - Johnson Racing	1:07.383	25	1:05.535	17	1.508	0.119
14	12	Josh BANNISTER	GBR	Honda - Dunsley Heat Racing	1:07.400	26	1:05.609	4	1.582	0.074
15	33	JJ CUNNINGHAM	GBR	Honda - Thorneycroft56 / JCRsupersport	1:08.452	26	1:05.702	17	1.675	0.093
16	40	Julian CORREA	USA	Honda - Microlise Cresswell Racing	1:06.615	23	1:05.796	19	1.769	0.094
17	65	Alexander ROWAN	GBR	Honda - Victoria House Mortimer Racing	1:06.409	25	1:05.801	22	1.774	0.005
18	2	Rhys COATES	GBR	Honda - Ernie Coates Race Support / SP125 Racing	1:10.083	24	1:06.608	14	2.581	0.807
19	99	Peter WILLIS	GBR	Honda - WM Racing	1:09.301	24	1:06.665	18	2.638	0.056
20	53	Kiyano VEIJER	NLD	Honda - Microlise Cresswell Racing	1:08.204	25	1:06.727	21	2.700	0.062
21	61	Harrison MACKAY	GBR	Honda - True Heroes Racing / Super Soco	1:09.090	25	1:06.730	21	2.703	0.003
22	71	Daniel GOODMAN	GBR	Honda - MLav VisionTrack Academy	1:08.609	25	1:07.820	4	3.793	1.090
23	27	Ted WILKINSON	GBR	Honda - RMB Racing	1:09.312	21	1:07.941	5	3.914	0.121
24	44	Lucas HILL	GBR	Honda - Ashcourt Racing	1:10.582	18	1:08.029	17	4.002	0.088
25	34	James COOK	GBR	Honda - Wilson Racing		0	1:08.067	3	4.040	0.038
26	41	Luca HOPKINS	GBR	Honda - Wilson Racing		0	1:08.180	3	4.153	0.113
27	21	Troy JEFFREY	GBR	Honda - Stiggymotorsport	1:10.914	21	1:08.635	18	4.608	0.455
28	51	Holly HARRIS	GBR	Honda - MJL Racing	1:11.460	24	1:09.427	18	5.400	0.792
29	15	Harrison CROSBY	GBR	Honda - Banks Racing	1:09.691	15		2	5.664	0.264
30	22	Anthony EAGLE	UZB	Honda - Microlise Cresswell Racing	1:10.871	10	1:09.909	12	5.882	0.218

QUALIFYING LAPTIME (110.0% of 1:04.027) = 1:10.429

Weather / Track : Cloudy / Damp

These results are provisional until the conclusion of any judicial and technical matters.

Silverstone

Circuit Length = 1.6404 miles

Start: 15:07 Flag 15:37 End: 15:38

Race Director : Stuart Higgs	Stewards :	Timekeeper : Richard Evans
------------------------------	------------	----------------------------

Results can be found at www.britishsuperbike.com

Printed - 15:46 Friday, 10 September 2021

QUALIFYING - CLASSIFICATION

POS	NO	NAME	NAT	ENTRY	TIME	ON	LAPS	GAP	DIFF	MPH
1	57	Johnny GARNESS	GBR	Honda - City Lifting by RS Racing	1:03.729	28	28			92.66
2	67	Casey O'GORMAN	GBR	Honda - Microlise Cresswell Racing	1:04.163	27	27	0.434	0.434	92.04
3	52	Evan BELFORD	GBR	Honda - City Lifting by RS Racing	1:04.291	25	27	0.562	0.128	91.85
4	74	Carter BROWN	GBR	Honda - City Lifting by RS Racing	1:04.472	25	25	0.743	0.181	91.60
5	29	Lucas BROWN	GBR	Honda - Amphibian Scaffolding / SP125 Racing	1:04.827	16	16	1.098	0.355	91.09
6	40	Julian CORREA	USA	Honda - Microlise Cresswell Racing	1:05.045	26	27	1.316	0.218	90.79
7	53	Kiyano VEIJER	NLD	Honda - Microlise Cresswell Racing	1:05.055	23	23	1.326	0.010	90.77
8	34	James COOK	GBR	Honda - Wilson Racing	1:05.094	24	25	1.365	0.039	90.72
9	4	Sullivan MOUNSEY	GBR	Honda - iForce Lloyd & Jones	1:05.307	19	19	1.578	0.213	90.42
10	48	Ollie WALKER	GBR	Honda - Moto Rapido / SP125 Racing	1:05.545	18	20	1.816	0.238	90.10
11	55	Harrison DESSOY	GBR	Honda - Thornycroft56 Racing	1:05.570	15	20	1.841	0.025	90.06
12	23	Rhys STEPHENSON	GBR	Honda - Rocket Racing	1:05.641	24	26	1.912	0.071	89.96
13	7	Jamie LYONS	GBR	Honda - C&M Motors Ltd / Tooltec Racing	1:05.681	17	18	1.952	0.040	89.91
14	15	Harrison CROSBY	GBR	Honda - Banks Racing	1:05.817	10	22	2.088	0.136	89.72
15	33	JJ CUNNINGHAM	GBR	Honda - Thornycroft56 / JCRsupersport	1:05.899	16	23	2.170	0.082	89.61
16	21	Troy JEFFREY	GBR	Honda - Stiggymotorsport	1:05.958	19	20	2.229	0.059	89.53
17	41	Luca HOPKINS	GBR	Honda - Wilson Racing	1:05.973	25	27	2.244	0.015	89.51
18	96	Rossi BANHAM	GBR	Honda - MJL Racing	1:06.091	18	23	2.362	0.118	89.35
19	99	Peter WILLIS	GBR	Honda - WM Racing	1:06.165	21	22	2.436	0.074	89.25
20	79	Harley McCABE	GBR	Honda - MLav VisionTrack Academy	1:06.204	16	17	2.475	0.039	89.20
21	61	Harrison MACKAY	GBR	Honda - True Heroes Racing / Super Soco	1:06.373	23	26	2.644	0.169	88.97
22	5	Mason JOHNSON	GBR	Honda - Johnson Racing	1:06.539	22	22	2.810	0.166	88.75
23	12	Josh BANNISTER	GBR	Honda - Dunsley Heat Racing	1:06.559	17	18	2.830	0.020	88.72
24	2	Rhys COATES	GBR	Honda - Ernie Coates Race Support / SP125 Racing	1:06.624	20	20	2.895	0.065	88.64
25	22	Anthony EAGLE	UZB	Honda - Microlise Cresswell Racing	1:06.761	18	21	3.032	0.137	88.45
26	51	Holly HARRIS	GBR	Honda - MJL Racing	1:06.954	24	26	3.225	0.193	88.20
27	44	Lucas HILL	GBR	Honda - Ashcourt Racing	1:07.100	17	26	3.371	0.146	88.01
28	65	Alexander ROWAN	GBR	Honda - Victoria House Mortimer Racing	1:07.364	22	22	3.635	0.264	87.66
29	71	Daniel GOODMAN	GBR	Honda - MLav VisionTrack Academy	1:07.729	15	17	4.000	0.365	87.19
30	27	Ted WILKINSON	GBR	Honda - RMB Racing	1:07.977	16	18	4.248	0.248	86.87

QUALIFYING LAPTIME (110.0% of 1:03.729) = 1:10.101

Weather / Track : Cloudy / Dry

These results are provisional until the conclusion of any judicial and technical matters.

Silverstone

Circuit Length = 1.6404 miles

Start: 09:00 Flag 09:30 End: 09:31

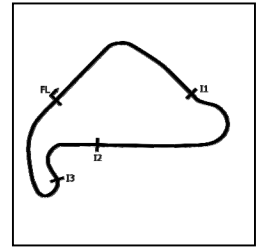
Race Director : Stuart Higgs

Stewards :

Timekeeper : Richard Evans

Results can be found at www.britishsuperbike.com

Printed - 09:32 Saturday, 11 September 2021

MCRCB BULLETIN TK107**2021 Bennetts British Superbike Championship - Round 8****2021 Honda British Talent Cup****QUALIFYING - SECTOR ANALYSIS**

SECTOR 1 = FL to I1, SECTOR 2 = I1 to I2 SECTOR 3 = I2 to I3, SECTOR 4 = I3 to FL, DIFF = Difference To Personal Best Lap, P = Crossed Finish Line in Pit Lane, D = Time Disallowed

P1 57		Johnny GARNESS					Honda - City Lifting by RS Racing				
IDEAL LAP TIME : 1:03.609		BEST LAP TIME : 1:03.729			DIFFERENCE : 0.120						
LAP	SECTOR 1	SECTOR 2		SECTOR 3		SECTOR 4		LAP TIME	MPH	DIFF	TIME OF DAY
1 -	OUTLAP	23.828	106.1	13.786	17.473	112.9					09:01:32.691
2 -	18.948	22.945	124.9	11.935	16.401	121.3	1:10.229	84.09	6.500		09:02:42.920
3 -	17.576	22.506	125.2	12.005	16.160	121.3	1:08.247	86.53	4.518		09:03:51.167
4 -	17.268	21.401	126.3	11.873	15.990	124.2	1:06.532	88.76	2.803		09:04:57.699
5 -	17.293	21.585	125.9	11.343	15.922	122.6	1:06.143	89.28	2.414		09:06:03.842
6 -	16.889	21.267	126.6	11.226	15.865	122.4	1:05.247	90.51	1.518		09:07:09.089
7 -	17.046	21.494	126.8	11.023	15.789	119.8	1:05.352	90.36	1.623		09:08:14.441
8 -	16.994	22.055	125.2	12.115	15.887	122.4	1:07.051	88.07	3.322		09:09:21.492
9 -	16.911	21.265	127.0	11.126	15.673	123.3	1:04.975	90.89	1.246		09:10:26.467
10 -	17.221	21.486	125.6	11.823	15.989	123.5	1:06.519	88.78	2.790		09:11:32.986
11 -	16.857	21.230	127.5	11.237	15.724	121.7	1:05.048	90.78	1.319		09:12:38.034
12 -	17.709	21.693	126.3	11.617	15.710	123.8	1:06.729	88.50	3.000		09:13:44.763
13 -	16.871	21.687	122.4	11.681	15.947	121.7	1:06.186	89.22	2.457		09:14:50.949
14 -	17.002	21.298	124.9	11.027	15.768	122.4	1:05.095	90.72	1.366		09:15:56.044
15 -	16.965	21.289	124.9	10.787	15.672	121.7	1:04.713	91.25	0.984		09:17:00.757
16 -	16.936	21.107	125.6	10.780	15.629	123.5	1:04.452	91.62	0.723		09:18:05.209
17 -	16.882	21.107	125.6	10.806	15.634	123.5	1:04.429	91.66	0.700		09:19:09.638
18 -	16.852	21.092	126.6	10.650	15.758	123.3	1:04.352	91.77	0.623		09:20:13.990
19 -	16.805	21.177	126.3	10.963	15.585	122.4	1:04.530	91.51	0.801		09:21:18.520
20 -	16.935	21.120	125.9	10.771	15.630	123.3	1:04.456	91.62	0.727		09:22:22.976
21 -	16.839	21.286	125.9	10.670	15.703	122.2	1:04.498	91.56	0.769		09:23:27.474
22 -	16.926	20.993	126.1	10.814	15.650	118.9	1:04.383	91.72	0.654		09:24:31.857
23 -	16.865	21.093	125.9	10.740	15.598	121.7	1:04.296	91.85	0.567		09:25:36.153
24 -	16.832	20.986	126.1	10.738	15.574	123.1	1:04.130 (3)	92.08	0.401		09:26:40.283
25 -	16.830	20.972	127.3	10.810	15.664	120.0	1:04.276	91.87	0.547		09:27:44.559
26 -	17.040	21.135	127.0	10.647	15.537	124.2	1:04.359	91.76	0.630		09:28:48.918
27 -	16.750	21.157	127.0	10.655	15.564	123.8	1:04.126 (2)	92.09	0.397		09:29:53.044
28 -	16.714	20.711	126.6	10.720	15.584	122.6	1:03.729 (1)	92.66			09:30:56.773

P2 67		Casey O'GORMAN					Honda - Microlise Cresswell Racing				
IDEAL LAP TIME : 1:04.107		BEST LAP TIME : 1:04.163			DIFFERENCE : 0.056						
LAP	SECTOR 1	SECTOR 2		SECTOR 3		SECTOR 4		LAP TIME	MPH	DIFF	TIME OF DAY
1 -	OUTLAP	28.368	99.5	14.706	18.912	108.0					09:01:29.999
2 -	19.929	24.570	120.4	12.675	16.901	116.1	1:14.075	79.72	9.912		09:02:44.074
3 -	18.988	23.343	122.4	12.401	16.700	117.3	1:11.432	82.67	7.269		09:03:55.506
4 -	18.014	22.805	122.4	12.467	16.221	119.4	1:09.507	84.96	5.344		09:05:05.013
5 -	17.952	22.540	123.1	12.011	16.013	121.5	1:08.516	86.19	4.353		09:06:13.529
6 -	18.176	22.659	122.4	12.296	16.457	117.5	1:09.588	84.86	5.425		09:07:23.117
7 -	17.883	22.321	122.0	11.714	16.073	119.1	1:07.991	86.85	3.828		09:08:31.108
8 -	17.794	21.962	123.5	11.483	16.048	119.1	1:07.287	87.76	3.124		09:09:38.395
9 -	17.629	21.981	124.2	11.889	16.203	120.9	1:07.702	87.23	3.539		09:10:46.097
10 -	17.473	21.868	122.9	11.779	16.011	120.6	1:07.131	87.97	2.968		09:11:53.228
11 -	17.394	22.144	122.2	11.625	16.020	118.7	1:07.183	87.90	3.020		09:13:00.411
12 -	17.408	21.690	122.4	11.381	15.982	119.1	1:06.461	88.85	2.298		09:14:06.872
13 -	17.527	21.840	121.7	11.548	16.053	117.7	1:06.968	88.18	2.805		09:15:13.840
14 -	18.527	21.742	124.0	11.447	15.751	120.6	1:07.467	87.53	3.304		09:16:21.307
15 -	17.268	21.382	125.2	11.119	15.706	120.9	1:05.475	90.19	1.312		09:17:26.782
16 -	17.128	21.439	125.2	11.192	15.642	121.3	1:05.401	90.29	1.238		09:18:32.183
17 -	16.977	21.255	123.3	11.430	15.625	121.5	1:05.287	90.45	1.124		09:19:37.470
18 -	16.988	21.373	123.8	10.961	15.646	120.0	1:04.968	90.90	0.805		09:20:42.438
19 -	17.022	21.431	124.0	11.161	15.748	121.1	1:05.362	90.35	1.199		09:21:47.800
20 -	16.914	21.605	122.4	11.049	15.644	120.4	1:05.212	90.56	1.049		09:22:53.012
21 -	16.917	21.285	122.9	10.913	15.537	120.0	1:04.652	91.34	0.489		09:23:57.664
22 -	16.944	21.197	123.1	11.879	15.457	121.7	1:05.477	90.19	1.314		09:25:03.141
23 -	16.942	21.776	126.8	11.208	15.932	120.4	1:05.858	89.67	1.695		09:26:08.999
24 -	16.923	21.237	123.8	10.803	15.560	120.6	1:04.523	91.52	0.360		09:27:13.522
25 -	16.845	21.124	125.6	10.777	15.560	119.8	1:04.306 (2)	91.83	0.143		09:28:17.828
26 -	16.888	21.183	123.1	10.805	15.536	120.4	1:04.412 (3)	91.68	0.249		09:29:22.240
27 -	16.752	21.121	123.1	10.779	15.511	120.2	1:04.163 (1)	92.04			09:30:26.403

Silverstone

Circuit Length = 1.6404 miles

Start: 09:00 Flag 09:30 End: 09:31

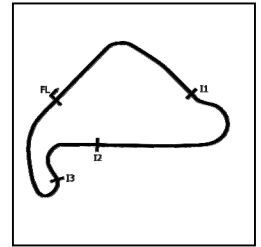
Weather / Track : Cloudy / Dry

MCRCB BULLETIN TK107

2021 Bennetts British Superbike Championship - Round 8

2021 Honda British Talent Cup

QUALIFYING - SECTOR ANALYSIS



SECTOR 1 = FL to I1, SECTOR 2 = I1 to I2, SECTOR 3 = I2 to I3, SECTOR 4 = I3 to FL, DIFF = Difference To Personal Best Lap, P = Crossed Finish Line in Pit Lane, D = Time Disallowed

P3 52		Evan BELFORD		Honda - City Lifting by RS Racing					
IDEAL LAP TIME : 1:03.842		BEST LAP TIME : 1:04.291		DIFFERENCE : 0.449					
LAP	SECTOR 1	SECTOR 2	SECTOR 3	SECTOR 4	LAP TIME	MPH	DIFF	TIME OF DAY	
1 -	OUTLAP	24.416	112.5	13.207	17.550	115.9		09:01:40.221	
2 -	18.443	22.954	118.9	12.831	16.926	118.7	1:11.154	09:02:51.375	
3 -	18.770	22.742	118.3	12.352	16.989	116.9	1:10.853	09:04:02.228	
4 -	17.873	22.186	121.7	11.845	16.552	116.9	1:08.456	09:05:10.684	
5 -	17.712	22.119	119.6	11.372	16.365	117.7	1:07.568	09:06:18.252	
6 -	17.583	22.008	120.0	11.248	16.287	118.5	1:07.126	09:07:25.378	
7 -	17.532	21.541	123.8	11.743	16.315	118.1	1:07.131	09:08:32.509	
8 -	17.838	21.611	121.7	11.265	16.150	119.1	1:06.864	09:09:39.373	
9 -	17.407	21.595	121.7	11.634	16.510	119.8	1:07.146	09:10:46.519	
10 -	17.631	21.704	122.2	11.529	16.484	119.1	1:07.348	09:11:53.867	
11 -	17.535	21.692	121.5	11.636	16.404	120.2	1:07.267	09:13:01.134	
12 -	17.562	21.719	122.6	11.499	16.293	118.1	1:07.073	09:14:08.207	
13 -	17.364	21.319	121.7	11.254	15.989	119.4	1:05.926	09:15:14.133	
14 -	17.923	21.915	119.1	11.128	15.978	117.3	1:06.944	09:16:21.077	
15 -	17.280	21.240	121.1	10.861	15.966	116.9	1:05.347	09:17:26.424	
16 -	17.229	21.395	121.1	10.620	15.827	117.3	1:05.071	09:18:31.495	
17 -	17.115	21.168	122.9	11.091	15.703	119.6	1:05.077	09:19:36.572	
18 -	17.066	21.418	119.8	10.698	15.673	118.7	1:04.855	09:20:41.427	
19 -	16.928	21.415	122.0	11.908	15.933	117.9	1:06.184	09:21:47.611	
20 -	17.111	22.101	119.1	10.816	15.586	120.6	1:05.614	09:22:53.225	
21 -	16.900	21.261	122.9	10.918	15.917	119.1	1:04.996	09:23:58.221	
22 -	17.086	21.058	122.9	10.657	15.694	120.6	1:04.495	09:25:02.716	
23 -	17.280	21.659	124.7	11.270	IN PIT		1:10.906 P	09:26:13.622	
24 -	OUTLAP	21.616	115.9	11.127	15.720	118.7	1:19.125	09:27:32.747	
25 -	17.091	21.164	122.4	10.454	15.582	119.6	1:04.291 (1)	09:28:37.038	
26 -	17.091	21.190	121.5	10.435	15.614	119.8	1:04.330 (2)	09:29:41.368	
27 -	16.767	21.337	120.9	10.436	15.878	117.9	1:04.418 (3)	09:30:45.786	

P4 74		Carter BROWN		Honda - City Lifting by RS Racing					
IDEAL LAP TIME : 1:04.460		BEST LAP TIME : 1:04.472		DIFFERENCE : 0.012					
LAP	SECTOR 1	SECTOR 2	SECTOR 3	SECTOR 4	LAP TIME	MPH	DIFF	TIME OF DAY	
1 -	OUTLAP	25.334	107.8	13.394	17.310	113.7		09:01:26.309	
2 -	18.022	21.976	120.0	11.713	16.424	116.3	1:08.135	09:02:34.444	
3 -	17.413	22.154	119.4	11.342	16.337	116.3	1:07.246	09:03:41.690	
4 -	17.407	21.759	119.6	11.191	16.141	116.5	1:06.498	09:04:48.188	
5 -	17.268	21.779	119.6	11.000	16.025	116.9	1:06.072	09:05:54.260	
6 -	17.255	21.712	120.4	11.149	16.004	117.7	1:06.120	09:07:00.380	
7 -	17.743	21.864	119.8	10.838	16.112	117.1	1:06.557	09:08:06.937	
8 -	17.507	21.512	120.9	10.719	15.907	118.3	1:05.645	09:09:12.582	
9 -	17.422	21.483	120.9	10.633	16.317	117.1	1:05.855	09:10:18.437	
10 -	17.203	21.423	121.3	10.757	15.968	116.7	1:05.351	09:11:23.788	
11 -	17.270	21.609	119.6	10.700	15.923	116.9	1:05.502	09:12:29.290	
12 -	17.247	21.685	119.8	10.727	15.911	116.7	1:05.570	09:13:34.860	
13 -	17.102	21.570	119.8	10.593	15.809	117.7	1:05.074 (3)	09:14:39.934	
14 -	17.139	21.640	119.8	10.732	15.812	118.1	1:05.323	09:15:45.257	
15 -	17.607	21.612	119.6	10.675	15.997	117.5	1:05.891	09:16:51.148	
16 -	17.397	21.915	118.7	10.729	15.947	116.5	1:05.988	09:17:57.136	
17 -	17.548	21.607	119.8	10.725	15.998	116.7	1:05.878	09:19:03.014	
18 -	17.263	21.513	119.4	10.607	IN PIT		1:08.519 P	09:20:11.533	
19 -	OUTLAP	23.076	117.3	12.182	16.351	115.7	3:40.339	09:23:51.872	
20 -	17.840	21.945	120.0	13.810	16.104	118.3	1:09.699	09:25:01.571	
21 -	17.276	21.449	120.9	10.838	15.782	117.9	1:05.345	09:26:06.916	
22 -	17.100	21.375	122.6	10.837	15.953	117.3	1:05.265	09:27:12.181	
23 -	17.569	22.674	122.0	10.716	15.661	118.9	1:06.620	09:28:18.801	
24 -	17.123	21.400	120.9	10.652	15.621	117.7	1:04.796 (2)	09:29:23.597	
25 -	17.110	21.377	120.6	10.451	15.534	117.9	1:04.472 (1)	09:30:28.069	

Silverstone
 Circuit Length = 1.6404 miles
 Start: 09:00 Flag 09:30 End: 09:31

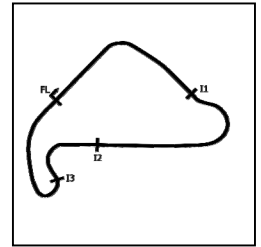
Weather / Track : Cloudy / Dry

MCRCB BULLETIN TK107

2021 Bennetts British Superbike Championship - Round 8

2021 Honda British Talent Cup

QUALIFYING - SECTOR ANALYSIS



SECTOR 1 = FL to I1, SECTOR 2 = I1 to I2 SECTOR 3 = I2 to I3, SECTOR 4 = I3 to FL, DIFF = Difference To Personal Best Lap, P = Crossed Finish Line in Pit Lane, D = Time Disallowed

P5 29 Lucas BROWN		Honda - Amphibian Scaffolding / SP125 Racing						
IDEAL LAP TIME : 1:04.779		BEST LAP TIME : 1:04.827		DIFFERENCE : 0.048				
LAP	SECTOR 1	SECTOR 2	SECTOR 3	SECTOR 4	LAP TIME	MPH	DIFF	TIME OF DAY
1 -	OUTLAP	26.658	104.3	14.983	19.487	103.0		09:01:31.776
2 -	20.486	24.259	100.3	13.306	IN PIT	1:20.735	P 73.14	15.908 09:02:52.511
3 -	OUTLAP	22.963	117.1	11.067	16.454	114.5	11:09.017	8.82 10:04.190 09:14:01.528
4 -	17.503	21.970	120.0	11.054	16.353	115.1	1:06.880	88.30 2.053 09:15:08.408
5 -	17.544	21.743	118.9	10.616	16.088	116.3	1:05.991	89.49 1.164 09:16:14.399
6 -	17.625	21.894	116.7	10.933	16.778	111.1	1:07.230	87.84 2.403 09:17:21.629
7 -	17.718	21.732	117.9	10.850	16.379	115.3	1:06.679	88.56 1.852 09:18:28.308
8 -	17.452	21.543	119.4	10.647	16.517	114.7	1:06.159	89.26 1.332 09:19:34.467
9 -	17.606	21.832	117.1	10.670	16.116	115.3	1:06.224	89.17 1.397 09:20:40.691
10 -	17.410	21.764	119.6	14.215	16.288	115.9	1:09.677	84.75 4.850 09:21:50.368
11 -	17.437	22.429	116.9	10.835	IN PIT	1:13.007	P 80.89	8.180 09:23:03.375
12 -	OUTLAP	22.274	117.7	11.241	16.350	114.7	3:21.768	29.26 2:16.941 09:26:25.143
13 -	17.600	21.873	118.3	10.606	16.107	115.7	1:06.186	89.22 1.359 09:27:31.329
14 -	17.454	21.560	118.5	10.572	15.922	115.1	1:05.508	(3) 90.15 0.681 09:28:36.837
15 -	17.331	21.483	120.6	10.532	15.848	117.7	1:05.194	(2) 90.58 0.367 09:29:42.031
16 -	17.106	21.531	118.5	10.390	15.800	119.4	1:04.827	(1) 91.09 09:30:46.858

P6 40 Julian CORREA		Honda - Microlise Cresswell Racing						
IDEAL LAP TIME : 1:04.798		BEST LAP TIME : 1:05.045		DIFFERENCE : 0.247				
LAP	SECTOR 1	SECTOR 2	SECTOR 3	SECTOR 4	LAP TIME	MPH	DIFF	TIME OF DAY
1 -	OUTLAP	25.108	115.9	13.155	17.589	115.9		09:01:30.880
2 -	18.413	22.873	118.9	12.147	16.291	117.1	1:09.724	84.70 4.679 09:02:40.604
3 -	17.565	21.993	120.2	11.929	16.153	117.7	1:07.640	87.31 2.595 09:03:48.244
4 -	17.233	22.318	120.4	11.760	15.990	119.4	1:07.301	87.75 2.256 09:04:55.545
5 -	17.555	21.878	120.0	11.147	15.771	117.5	1:06.351	89.00 1.306 09:06:01.896
6 -	17.204	21.720	120.0	11.055	15.706	118.1	1:05.685	89.90 0.640 09:07:07.581
7 -	17.239	21.857	120.0	11.128	16.134	116.9	1:06.358	88.99 1.313 09:08:13.939
8 -	17.151	21.757	120.2	11.170	15.866	117.7	1:05.944	89.55 0.899 09:09:19.883
9 -	17.218	21.777	120.6	11.195	15.883	117.1	1:06.073	89.38 1.028 09:10:25.956
10 -	17.258	21.789	119.1	11.167	15.768	118.3	1:05.982	89.50 0.937 09:11:31.938
11 -	17.136	21.628	120.6	11.132	15.975	117.3	1:05.871	89.65 0.826 09:12:37.809
12 -	17.231	21.621	120.0	11.264	15.785	119.1	1:05.901	89.61 0.856 09:13:43.710
13 -	17.229	22.244	121.3	11.900	16.538	118.1	1:07.911	86.96 2.866 09:14:51.621
14 -	17.271	21.551	121.3	11.261	15.960	117.9	1:06.043	89.42 0.998 09:15:57.664
15 -	17.128	21.578	120.2	10.854	15.746	118.7	1:05.306	90.43 0.261 09:17:02.970
16 -	17.097	21.714	120.0	10.854	15.659	118.9	1:05.324	90.40 0.279 09:18:08.294
17 -	17.169	21.707	119.8	10.939	15.785	118.7	1:05.600	90.02 0.555 09:19:13.894
18 -	17.152	21.859	119.8	10.891	15.717	119.1	1:05.619	89.99 0.574 09:20:19.513
19 -	17.177	21.662	119.8	10.973	15.705	118.7	1:05.517	90.13 0.472 09:21:25.030
20 -	17.115	21.732	119.4	11.109	15.833	118.1	1:05.789	89.76 0.744 09:22:30.819
21 -	17.119	21.723	119.6	10.904	15.699	118.9	1:05.445	90.23 0.400 09:23:36.264
22 -	17.091	21.584	120.2	10.806	15.687	118.5	1:05.168	(2) 90.62 0.123 09:24:41.432
23 -	17.399	23.587	110.3	11.330	IN PIT	1:22.335	P 71.72	17.290 09:26:03.767
24 -	OUTLAP	22.379	120.6	11.284	15.650	120.0	1:29.796	65.76 24.751 09:27:33.563
25 -	17.041	21.471	122.9	11.112	15.919	118.7	1:05.543	90.10 0.498 09:28:39.106
26 -	16.993	21.349	121.5	10.910	15.793	118.9	1:05.045	(1) 90.79 09:29:44.151
27 -	17.019	21.572	120.9	10.949	15.750	118.9	1:05.290	(3) 90.45 0.245 09:30:49.441

Weather / Track : Cloudy / Dry

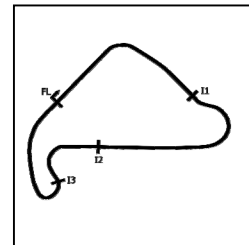
Silverstone
Circuit Length = 1.6404 miles
Start: 09:00 Flag 09:30 End: 09:31

MCRCB BULLETIN TK107

2021 Bennetts British Superbike Championship - Round 8

2021 Honda British Talent Cup

QUALIFYING - SECTOR ANALYSIS



SECTOR 1 = FL to I1, SECTOR 2 = I1 to I2, SECTOR 3 = I2 to I3, SECTOR 4 = I3 to FL, DIFF = Difference To Personal Best Lap, P = Crossed Finish Line in Pit Lane, D = Time Disallowed

P7 53		Kiyano VEIJER		Honda - Microlise Cresswell Racing						
IDEAL LAP TIME : 1:04.962		BEST LAP TIME : 1:05.055		DIFFERENCE : 0.093						
LAP	SECTOR 1	SECTOR 2	SECTOR 3	SECTOR 4	LAP TIME	MPH	DIFF	TIME OF DAY		
1 -	OUTLAP	27.235	93.5	15.248	19.823	103.4		09:01:32.763		
2 -	20.469	24.391	97.2	15.010	18.416	108.7	1:18.286	75.43	13.231	09:02:51.049
3 -	19.592	23.330	111.4	13.027	17.591	111.1	1:13.540	80.30	8.485	09:04:04.589
4 -	19.143	23.131	116.5	12.855	17.625	110.9	1:12.754	81.17	7.699	09:05:17.343
5 -	18.779	22.569	118.9	12.524	17.171	111.8	1:11.043	83.12	5.988	09:06:28.386
6 -	18.576	22.381	119.8	12.286	16.851	113.5	1:10.094	84.25	5.039	09:07:38.480
7 -	18.427	22.207	118.7	12.158	16.792	115.7	1:09.584	84.87	4.529	09:08:48.064
8 -	18.150	22.444	120.0	11.839	16.608	115.3	1:09.041	85.53	3.986	09:09:57.105
9 -	18.142	22.135	118.3	11.855	16.529	115.5	1:08.661	86.01	3.606	09:11:05.766
10 -	18.041	22.314	119.8	11.684	16.551	116.3	1:08.590	86.10	3.535	09:12:14.356
11 -	18.016	22.113	120.6	11.477	16.361	116.9	1:07.967	86.89	2.912	09:13:22.323
12 -	17.706	21.732	121.3	11.362	16.458	117.1	1:07.258	87.80	2.203	09:14:29.581
13 -	17.612	21.700	118.3	11.712	16.119	117.3	1:07.143	87.95	2.088	09:15:36.724
14 -	18.577	22.424	108.5	12.171	IN PIT		1:14.425	P 79.35	9.370	09:16:51.149
15 -	OUTLAP	23.167	118.1	11.534	16.598	115.1	4:41.469	20.98	3:36.414	09:21:32.618
16 -	17.999	21.662	121.3	11.144	16.199	118.3	1:07.004	88.13	1.949	09:22:39.622
17 -	17.559	21.414	122.9	11.024	15.930	120.6	1:05.927	89.57	0.872	09:23:45.549
18 -	17.269	21.669	118.3	11.203	15.997	119.1	1:06.138	89.29	1.083	09:24:51.687
19 -	17.554	23.725	107.3	11.472	15.940	119.6	1:08.691	85.97	3.636	09:26:00.378
20 -	17.326	21.249	124.0	10.928	15.914	118.9	1:05.417	(3) 90.27	0.362	09:27:05.795
21 -	17.374	21.743	123.5	10.878	15.948	117.9	1:05.943	89.55	0.888	09:28:11.738
22 -	17.281	21.294	122.4	10.727	15.900	117.9	1:05.202	(2) 90.57	0.147	09:29:16.940
23 -	17.193	21.146	123.8	10.820	15.896	118.9	1:05.055	(1) 90.77		09:30:21.995

P8 34		James COOK		Honda - Wilson Racing						
IDEAL LAP TIME : 1:04.798		BEST LAP TIME : 1:05.094		DIFFERENCE : 0.296						
LAP	SECTOR 1	SECTOR 2	SECTOR 3	SECTOR 4	LAP TIME	MPH	DIFF	TIME OF DAY		
1 -	OUTLAP	26.512	107.0	15.033	19.598	102.6		09:01:26.712		
2 -	19.749	24.287	114.7	13.198	17.390	114.3	1:14.624	79.13	9.530	09:02:41.336
3 -	18.740	23.550	119.4	12.111	17.040	112.5	1:11.441	82.66	6.347	09:03:52.777
4 -	18.471	22.825	117.3	12.090	16.882	114.3	1:10.268	84.04	5.174	09:05:03.045
5 -	18.377	23.217	118.5	11.731	16.801	114.7	1:10.126	84.21	5.032	09:06:13.171
6 -	18.544	22.823	117.5	12.270	16.830	117.3	1:10.467	83.80	5.373	09:07:23.638
7 -	18.060	22.388	123.3	11.916	16.453	115.9	1:08.817	85.81	3.723	09:08:32.455
8 -	17.995	21.955	121.7	11.359	16.117	118.7	1:07.426	87.58	2.332	09:09:39.881
9 -	17.592	21.724	122.4	11.409	16.257	119.6	1:06.982	88.16	1.888	09:10:46.863
10 -	17.416	21.852	122.6	11.569	16.294	121.3	1:07.131	87.97	2.037	09:11:53.994
11 -	17.537	21.687	117.5	11.749	16.290	120.6	1:07.263	87.79	2.169	09:13:01.257
12 -	17.529	21.892	122.9	11.563	16.204	119.1	1:07.188	87.89	2.094	09:14:08.445
13 -	17.570	21.817	121.5	10.990	16.043	117.5	1:06.420	88.91	1.326	09:15:14.865
14 -	17.704	21.817	122.6	11.613	15.956	118.7	1:07.090	88.02	1.996	09:16:21.955
15 -	17.522	21.765	121.1	11.127	16.084	117.1	1:06.498	88.80	1.404	09:17:28.453
16 -	17.717	21.903	120.4	11.092	15.890	118.5	1:06.602	88.67	1.508	09:18:35.055
17 -	17.722	22.053	120.6	10.887	15.950	117.9	1:06.612	88.65	1.518	09:19:41.667
18 -	17.529	21.663	120.9	11.466	16.006	116.5	1:06.664	88.58	1.570	09:20:48.331
19 -	17.945	22.952	110.3	12.009	IN PIT		1:15.294	P 78.43	10.200	09:22:03.625
20 -	OUTLAP	22.440	118.1	11.222	16.127	116.1	2:50.185	34.70	1:45.091	09:24:53.810
21 -	17.553	21.641	120.6	10.899	15.810	118.3	1:05.903	89.61	0.809	09:25:59.713
22 -	17.225	21.374	123.5	10.980	15.809	118.1	1:05.388	(3) 90.31	0.294	09:27:05.101
23 -	17.214	21.575	120.9	10.570	15.780	118.7	1:05.139	(2) 90.66	0.045	09:28:10.240
24 -	17.165	21.542	121.5	10.611	15.776	119.4	1:05.094	(1) 90.72		09:29:15.334
25 -	17.078	21.828	120.9	10.975	15.961	118.3	1:05.842	89.69	0.748	09:30:21.176

Weather / Track : Cloudy / Dry

Silverstone

Circuit Length = 1.6404 miles

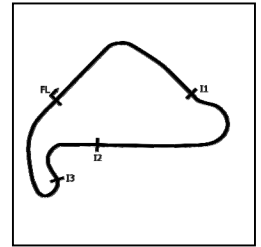
Start: 09:00 Flag 09:30 End: 09:31

MCRCB BULLETIN TK107

2021 Bennetts British Superbike Championship - Round 8

2021 Honda British Talent Cup

QUALIFYING - SECTOR ANALYSIS



SECTOR 1 = FL to I1, SECTOR 2 = I1 to I2, SECTOR 3 = I2 to I3, SECTOR 4 = I3 to FL, DIFF = Difference To Personal Best Lap, P = Crossed Finish Line in Pit Lane, D = Time Disallowed

P9 4		Sullivan MOUNSEY				Honda - iForce Lloyd & Jones					
IDEAL LAP TIME : 1:05.242		BEST LAP TIME : 1:05.307				DIFFERENCE : 0.065					
LAP	SECTOR 1	SECTOR 2		SECTOR 3		SECTOR 4		LAP TIME	MPH	DIFF	TIME OF DAY
1 -	OUTLAP	28.561	93.2	15.483	20.283	100.6					09:01:32.403
2 -	21.351	25.369	104.3	15.794	IN PIT			1:27.569 P	67.44	22.262	09:02:59.972
3 -	OUTLAP	23.069	118.9	11.738	16.518	117.1		6:09.474	15.98	5:04.167	09:09:09.446
4 -	17.916	21.925	120.9	11.522	16.078	117.9		1:07.441	87.56	2.134	09:10:16.887
5 -	17.609	21.779	121.5	11.736	16.111	119.1		1:07.235	87.83	1.928	09:11:24.122
6 -	17.424	21.614	121.5	11.044	16.166	118.7		1:06.248	89.14	0.941	09:12:30.370
7 -	17.524	22.651	121.1	11.100	16.027	118.7		1:07.302	87.74	1.995	09:13:37.672
8 -	17.471	21.707	120.4	10.784	16.014	118.3		1:05.976	89.51	0.669	09:14:43.648
9 -	17.445	21.781	120.0	10.729	16.137	118.9		1:06.092	89.35	0.785	09:15:49.740
10 -	17.559	22.160	118.7	11.170	IN PIT			1:12.441 P	81.52	7.134	09:17:02.181
11 -	OUTLAP	23.166	120.6	11.351	16.137	120.0		4:37.349	21.29	3:32.042	09:21:39.530
12 -	17.620	22.127	122.4	11.017	16.036	119.6		1:06.800	88.40	1.493	09:22:46.330
13 -	17.538	21.605	122.6	11.320	16.255	118.9		1:06.718	88.51	1.411	09:23:53.048
14 -	17.778	21.896	122.2	11.021	16.082	118.9		1:06.777	88.43	1.470	09:24:59.825
15 -	17.557	21.797	121.1	11.091	16.014	118.1		1:06.459	88.86	1.152	09:26:06.284
16 -	17.482	21.480	121.3	10.935	15.905	117.9		1:05.802 (3)	89.74	0.495	09:27:12.086
17 -	17.684	21.729	121.1	11.120	15.826	120.0		1:06.359	88.99	1.052	09:28:18.445
18 -	17.376	21.520	122.0	11.022	15.779	120.9		1:05.697 (2)	89.89	0.390	09:29:24.142
19 -	17.362	21.372	122.6	10.780	15.793	120.6		1:05.307 (1)	90.42		09:30:29.449

P10 48		Ollie WALKER				Honda - Moto Rapido / SP125 Racing					
IDEAL LAP TIME : 1:05.428		BEST LAP TIME : 1:05.545				DIFFERENCE : 0.117					
LAP	SECTOR 1	SECTOR 2		SECTOR 3		SECTOR 4		LAP TIME	MPH	DIFF	TIME OF DAY
1 -	OUTLAP	25.780	93.9	15.245	IN PIT						09:01:30.578
2 -	OUTLAP	23.682	115.9	12.384	17.176	113.5		8:14.692	11.93	7:09.147	09:09:45.270
3 -	18.336	22.444	118.1	11.667	16.714	115.3		1:09.161	85.39	3.616	09:10:54.431
4 -	18.015	22.247	121.3	11.520	16.490	117.1		1:08.272	86.50	2.727	09:12:02.703
5 -	17.647	22.258	119.1	11.355	16.565	114.5		1:07.825	87.07	2.280	09:13:10.528
6 -	17.797	22.052	121.1	11.435	16.474	118.3		1:07.758	87.15	2.213	09:14:18.286
7 -	18.025	22.602	122.6	12.077	16.582	115.9		1:09.286	85.23	3.741	09:15:27.572
8 -	17.730	22.077	119.4	11.350	16.350	117.3		1:07.507	87.48	1.962	09:16:35.079
9 -	17.510	21.871	120.0	11.080	16.274	118.1		1:06.735	88.49	1.190	09:17:41.814
10 -	17.510	21.883	119.4	11.105	16.242	117.9		1:06.740	88.48	1.195	09:18:48.554
11 -	17.713	21.849	120.2	10.999	16.257	117.7		1:06.818	88.38	1.273	09:19:55.372
12 -	17.511	21.758	119.6	11.001	16.225	118.1		1:06.495	88.81	0.950	09:21:01.867
13 -	17.497	21.876	120.9	11.222	IN PIT			1:13.881 P	79.93	8.336	09:22:15.748
14 -	OUTLAP	21.973	120.9	11.055	16.085	118.5		1:29.575	65.92	24.030	09:23:45.323
15 -	17.248	21.798	121.5	10.938	16.195	120.4		1:06.179	89.23	0.634	09:24:51.502
16 -	17.453	21.705	120.4	10.894	16.088	117.5		1:06.140	89.29	0.595	09:25:57.642
17 -	17.427	21.775	120.4	10.900	16.105	118.1		1:06.207	89.20	0.662	09:27:03.849
18 -	17.245	21.523	121.1	10.801	15.976	118.3		1:05.545 (1)	90.10		09:28:09.394
19 -	17.191	21.630	121.3	10.861	15.944	118.9		1:05.626 (2)	89.98	0.081	09:29:15.020
20 -	17.243	21.915	120.6	10.770	16.076	117.5		1:06.004 (3)	89.47	0.459	09:30:21.024

Weather / Track : Cloudy / Dry

Silverstone

Circuit Length = 1.6404 miles

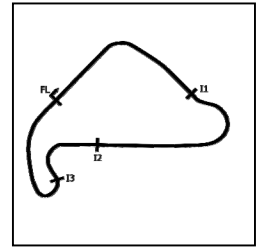
Start: 09:00 Flag 09:30 End: 09:31

MCRCB BULLETIN TK107

2021 Bennetts British Superbike Championship - Round 8

2021 Honda British Talent Cup

QUALIFYING - SECTOR ANALYSIS



SECTOR 1 = FL to I1, SECTOR 2 = I1 to I2 SECTOR 3 = I2 to I3, SECTOR 4 = I3 to FL, DIFF = Difference To Personal Best Lap, P = Crossed Finish Line in Pit Lane, D = Time Disallowed

P11 55		Harrison DESOY				Honda - Thorneycroft56 Racing				
IDEAL LAP TIME : 1:05.477		BEST LAP TIME : 1:05.570				DIFFERENCE : 0.093				
LAP	SECTOR 1	SECTOR 2		SECTOR 3	SECTOR 4		LAP TIME	MPH	DIFF	TIME OF DAY
1 -	OUTLAP	28.139	86.9	15.964	IN PIT					09:01:36.296
2 -	OUTLAP	26.015	112.9	13.344	18.168	111.6	6:38.089	14.83	5:32.519	09:08:14.385
3 -	18.898	23.589	117.5	12.385	17.122	111.8	1:11.994	82.03	6.424	09:09:26.379
4 -	18.175	22.823	118.7	11.701	16.839	113.7	1:09.538	84.92	3.968	09:10:35.917
5 -	18.029	22.830	119.4	11.719	16.475	115.5	1:09.053	85.52	3.483	09:11:44.970
6 -	17.706	22.473	119.8	11.492	16.389	115.5	1:08.060	86.77	2.490	09:12:53.030
7 -	17.651	22.257	119.8	11.457	16.261	115.7	1:07.626	87.32	2.056	09:14:00.656
8 -	17.697	22.522	119.4	11.222	16.387	115.5	1:07.828	87.06	2.258	09:15:08.484
9 -	17.584	21.996	121.3	11.045	16.105	116.7	1:06.730	88.50	1.160	09:16:15.214
10 -	17.477	22.056	119.6	11.375	16.151	117.5	1:07.059	88.06	1.489	09:17:22.273
11 -	17.717	21.964	121.7	10.994	16.057	118.1	1:06.732	88.49	1.162	09:18:29.005
12 -	17.770	22.169	120.2	11.061	16.131	117.1	1:07.131	87.97	1.561	09:19:36.136
13 -	17.567	22.703	119.8	11.069	15.984	118.3	1:07.323	87.72	1.753	09:20:43.459
14 -	17.338	21.771	121.3	10.792	15.916	118.5	1:05.817 (2)	89.72	0.247	09:21:49.276
15 -	17.200	21.573	120.9	10.885	15.912	118.3	1:05.570 (1)	90.06		09:22:54.846
16 -	17.290	22.274	119.6	10.829	15.994	116.9	1:06.387 (3)	88.95	0.817	09:24:01.233
17 -	17.401	21.964	120.4	10.915	IN PIT		1:10.858	83.34	5.288	09:25:12.091
18 -	OUTLAP	24.941	116.5	11.393	16.456	114.5	2:46.378	35.49	1:40.808	09:27:58.469
19 -	18.737	22.358	120.0	11.140	16.331	116.5	1:08.566	86.13	2.996	09:29:07.035
20 -	17.664	21.915	119.8	11.165	16.464	113.9	1:07.208	87.87	1.638	09:30:14.243

P12 23		Rhys STEPHENSON				Honda - Rocket Racing				
IDEAL LAP TIME : 1:05.390		BEST LAP TIME : 1:05.641				DIFFERENCE : 0.251				
LAP	SECTOR 1	SECTOR 2		SECTOR 3	SECTOR 4		LAP TIME	MPH	DIFF	TIME OF DAY
1 -	OUTLAP	25.326	103.5	13.938	18.038	111.6				09:01:19.936
2 -	18.741	23.675	115.3	12.792	17.344	112.9	1:12.552	81.39	6.911	09:02:32.488
3 -	18.354	23.640	117.9	12.351	16.863	114.1	1:11.208	82.93	5.567	09:03:43.696
4 -	18.172	23.245	118.1	12.869	17.168	113.1	1:11.454	82.64	5.813	09:04:55.150
5 -	18.237	23.016	118.7	12.226	16.538	115.5	1:10.017	84.34	4.376	09:06:05.167
6 -	17.989	23.060	118.1	12.151	16.883	112.5	1:10.083	84.26	4.442	09:07:15.250
7 -	18.119	23.041	117.9	12.068	16.851	112.9	1:10.079	84.27	4.438	09:08:25.329
8 -	18.206	22.601	117.9	11.913	16.555	114.3	1:09.275	85.24	3.634	09:09:34.604
9 -	18.108	24.274	100.6	12.754	IN PIT		1:19.732	74.06	14.091	09:10:54.336
10 -	OUTLAP	22.653	118.1	11.785	16.412	115.7	2:26.629	40.27	1:20.988	09:13:20.965
11 -	17.772	22.527	119.1	11.608	16.246	115.9	1:08.153	86.65	2.512	09:14:29.118
12 -	17.590	21.990	118.7	11.659	16.204	115.5	1:07.443	87.56	1.802	09:15:36.561
13 -	17.671	22.021	119.1	11.642	16.241	115.7	1:07.575	87.39	1.934	09:16:44.136
14 -	17.624	21.904	118.5	11.557	16.139	115.9	1:07.224	87.85	1.583	09:17:51.360
15 -	17.567	21.933	118.3	11.454	16.229	116.1	1:07.183	87.90	1.542	09:18:58.543
16 -	17.524	22.002	118.1	11.264	16.079	115.3	1:06.869	88.31	1.228	09:20:05.412
17 -	17.541	21.880	117.3	11.355	16.074	116.1	1:06.850	88.34	1.209	09:21:12.262
18 -	17.610	21.805	118.7	11.185	16.010	115.3	1:06.610	88.66	0.969	09:22:18.872
19 -	17.497	21.603	118.3	11.371	15.997	115.7	1:06.468	88.84	0.827	09:23:25.340
20 -	17.457	21.620	118.9	11.230	16.181	115.3	1:06.488	88.82	0.847	09:24:31.828
21 -	17.516	21.522	118.3	11.138	15.784	116.5	1:05.960	89.53	0.319	09:25:37.788
22 -	17.311	21.557	120.0	11.051	15.787	119.1	1:05.706 (2)	89.88	0.065	09:26:43.494
23 -	17.626	21.594	119.4	11.190	15.972	115.9	1:06.382	88.96	0.741	09:27:49.876
24 -	17.302	21.353	120.0	11.095	15.891	116.3	1:05.641 (1)	89.96		09:28:55.517
25 -	17.387	21.514	117.9	11.200	15.835	115.9	1:05.936 (3)	89.56	0.295	09:30:01.453
26 -	17.202	22.125	118.1	11.709	16.480	114.5	1:07.516	87.47	1.875	09:31:08.969

Weather / Track : Cloudy / Dry

Silverstone

Circuit Length = 1.6404 miles

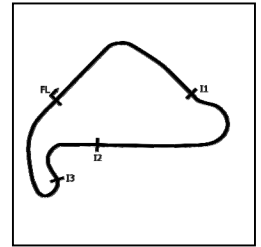
Start: 09:00 Flag 09:30 End: 09:31

MCRCB BULLETIN TK107

2021 Bennetts British Superbike Championship - Round 8

2021 Honda British Talent Cup

QUALIFYING - SECTOR ANALYSIS



SECTOR 1 = FL to I1, SECTOR 2 = I1 to I2 SECTOR 3 = I2 to I3, SECTOR 4 = I3 to FL, DIFF = Difference To Personal Best Lap, P = Crossed Finish Line in Pit Lane, D = Time Disallowed

P13 7		Jamie LYONS				Honda - C&M Motors Ltd / Tooltec Racing				
IDEAL LAP TIME : 1:05.461		BEST LAP TIME : 1:05.681		DIFFERENCE : 0.220						
LAP	SECTOR 1	SECTOR 2		SECTOR 3	SECTOR 4		LAP TIME	MPH	DIFF	TIME OF DAY
1 -	OUTLAP	32.670	71.9	18.655	IN PIT					09:02:36.775
2 -	OUTLAP	24.611	114.9	12.610	17.519	110.7	9:43.319	10.12	8:37.638	09:12:20.094
3 -	18.812	22.991	116.9	11.547	16.667	114.3	1:10.017	84.34	4.336	09:13:30.111
4 -	18.105	22.663	117.3	11.671	16.586	115.1	1:09.025	85.55	3.344	09:14:39.136
5 -	17.913	22.157	120.0	11.071	16.119	116.9	1:07.260	87.80	1.579	09:15:46.396
6 -	17.550	21.878	120.4	11.172	16.141	116.3	1:06.741	88.48	1.060	09:16:53.137
7 -	17.488	21.819	118.9	10.882	16.059	117.1	1:06.248	89.14	0.567	09:17:59.385
8 -	17.590	22.020	117.9	10.727	16.135	115.7	1:06.472	88.84	0.791	09:19:05.857
9 -	17.538	22.006	117.9	10.772	16.162	115.1	1:06.478	88.83	0.797	09:20:12.335
10 -	17.528	21.999	117.3	10.822	16.141	116.3	1:06.490	88.82	0.809	09:21:18.825
11 -	17.484	21.764	118.9	10.551	16.072	115.7	1:05.871	(3) 89.65	0.190	09:22:24.696
12 -	17.394	21.912	117.9	10.689	16.175	115.3	1:06.170	89.24	0.489	09:23:30.866
13 -	17.443	21.845	117.9	10.572	16.134	114.7	1:05.994	89.48	0.313	09:24:36.860
14 -	17.605	22.006	117.3	10.787	15.975	115.1	1:06.373	88.97	0.692	09:25:43.233
15 -	17.520	21.992	117.5	10.742	16.158	114.9	1:06.412	88.92	0.731	09:26:49.645
16 -	17.549	21.838	118.1	10.480	16.067	114.7	1:05.934	89.56	0.253	09:27:55.579
17 -	17.444	21.733	118.3	10.466	16.038	116.1	1:05.681 (1)	89.91		09:29:01.260
18 -	17.287	21.744	118.7	10.629	16.085	115.3	1:05.745	(2) 89.82	0.064	09:30:07.005

P14 15		Harrison CROSBY				Honda - Banks Racing				
IDEAL LAP TIME : 1:05.584		BEST LAP TIME : 1:05.817		DIFFERENCE : 0.233						
LAP	SECTOR 1	SECTOR 2		SECTOR 3	SECTOR 4		LAP TIME	MPH	DIFF	TIME OF DAY
1 -	OUTLAP	25.888	101.2	14.007	18.121	107.5				09:01:32.932
2 -	20.656	24.368	107.8	13.804	IN PIT		1:20.211	P 73.62	14.394	09:02:53.143
3 -	OUTLAP	23.974	117.7	11.691	16.627	115.3	5:24.561	18.19	4:18.744	09:08:17.704
4 -	18.019	22.560	117.3	11.315	16.523	115.1	1:08.417	86.31	2.600	09:09:26.121
5 -	17.838	22.222	117.9	11.119	16.274	115.3	1:07.453	87.55	1.636	09:10:33.574
6 -	17.653	22.379	117.7	11.187	16.190	115.5	1:07.409	87.60	1.592	09:11:40.983
7 -	17.559	21.963	117.9	10.977	16.084	115.1	1:06.583	88.69	0.766	09:12:47.566
8 -	17.501	22.158	117.3	10.792	16.198	115.5	1:06.649	88.60	0.832	09:13:54.215
9 -	17.520	21.819	117.9	10.810	16.065	116.1	1:06.214	89.19	0.397	09:15:00.429
10 -	17.449	21.639	120.2	10.796	15.933	116.5	1:05.817 (1)	89.72		09:16:06.246
11 -	18.119	22.059	117.1	10.836	16.037	115.3	1:07.051	88.07	1.234	09:17:13.297
12 -	17.551	21.872	119.6	10.969	16.480	115.5	1:06.872	88.31	1.055	09:18:20.169
13 -	17.593	34.995	115.7	11.201	16.108	116.5	1:19.897	73.91	14.080	09:19:40.066
14 -	17.420	22.074	117.3	10.768	IN PIT		1:10.178	P 84.15	4.361	09:20:50.244
15 -	OUTLAP	22.746	116.9	10.813	15.992	115.9	1:47.393	54.99	41.576	09:22:37.637
16 -	17.392	21.756	119.4	10.820	16.115	115.5	1:06.083	89.36	0.266	09:23:43.720
17 -	17.475	21.778	117.7	10.719	16.076	116.1	1:06.048	89.41	0.231	09:24:49.768
18 -	17.415	21.754	117.9	10.677	16.049	115.9	1:05.895	(3) 89.62	0.078	09:25:55.663
19 -	17.381	21.839	117.9	10.659	16.004	116.3	1:05.883	(2) 89.63	0.066	09:27:01.546
20 -	17.546	21.904	118.3	10.746	16.058	116.1	1:06.254	89.13	0.437	09:28:07.800
21 -	17.353	22.089	120.0	11.018	16.090	116.7	1:06.550	88.74	0.733	09:29:14.350
22 -	17.693	22.196	117.5	10.821	16.217	115.3	1:06.927	88.24	1.110	09:30:21.277

Weather / Track : Cloudy / Dry

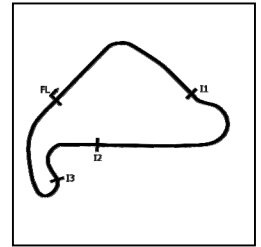
Silverstone
Circuit Length = 1.6404 miles
Start: 09:00 Flag 09:30 End: 09:31

MCRCB BULLETIN TK107

2021 Bennetts British Superbike Championship - Round 8

2021 Honda British Talent Cup

QUALIFYING - SECTOR ANALYSIS



SECTOR 1 = FL to I1, SECTOR 2 = I1 to I2 SECTOR 3 = I2 to I3, SECTOR 4 = I3 to FL, DIFF = Difference To Personal Best Lap, P = Crossed Finish Line in Pit Lane, D = Time Disallowed

P15 33 JJ CUNNINGHAM		Honda - Thorneycroft56 / JCRsupersport								
IDEAL LAP TIME : 1:05.782		BEST LAP TIME : 1:05.899		DIFFERENCE : 0.117						
LAP	SECTOR 1	SECTOR 2	SECTOR 3	SECTOR 4	LAP TIME	MPH	DIFF	TIME OF DAY		
1 -	OUTLAP	26.715	107.5	15.097	IN PIT		P	09:01:31.210		
2 -	OUTLAP	25.406	114.5	12.254	17.289	114.9	5:57.427	16.52	4:51.528	09:07:28.637
3 -	18.152	22.667	117.5	11.586	16.567	115.3	1:08.972	85.62	3.073	09:08:37.609
4 -	17.924	22.570	117.5	11.238	16.492	116.3	1:08.224	86.56	2.325	09:09:45.833
5 -	18.058	22.349	120.0	11.685	16.614	118.1	1:08.706	85.95	2.807	09:10:54.539
6 -	17.749	22.135	117.7	11.367	16.553	115.7	1:07.804	87.09	1.905	09:12:02.343
7 -	17.986	22.413	117.9	11.489	16.408	117.9	1:08.296	86.47	2.397	09:13:10.639
8 -	17.819	22.168	119.4	11.438	16.484	117.3	1:07.909	86.96	2.010	09:14:18.548
9 -	17.852	22.647	121.1	12.063	16.780	119.6	1:09.342	85.16	3.443	09:15:27.890
10 -	17.821	22.214	117.5	11.115	16.197	117.5	1:07.347	87.69	1.448	09:16:35.237
11 -	17.397	22.121	120.2	11.052	16.100	119.4	1:06.670	88.58	0.771	09:17:41.907
12 -	17.482	21.943	120.2	11.184	16.198	118.9	1:06.807	88.39	0.908	09:18:48.714
13 -	17.627	21.853	119.4	11.179	16.091	119.4	1:06.750	88.47	0.851	09:19:55.464
14 -	17.538	21.781	119.8	11.057	16.084	119.1	1:06.460	88.86	0.561	09:21:01.924
15 -	17.469	21.876	120.4	10.788	16.209	116.7	1:06.342	89.01	0.443	09:22:08.266
16 -	17.455	21.782	118.3	10.704	15.958	117.7	1:05.899 (1)	89.61		09:23:14.165
17 -	17.503	21.948	119.1	11.044	16.247	116.9	1:06.742	88.48	0.843	09:24:20.907
18 -	17.514	22.126	120.2	11.482	16.295	116.7	1:07.417	87.59	1.518	09:25:28.324
19 -	17.547	21.938	117.5	11.023	16.253	116.9	1:06.761	88.45	0.862	09:26:35.085
20 -	17.477	21.945	118.7	10.849	16.068	117.5	1:06.339	89.02	0.440	09:27:41.424
21 -	17.371	21.793	120.4	10.672	16.262	117.9	1:06.098 (2)	89.34	0.199	09:28:47.522
22 -	17.549	21.918	118.9	10.798	16.061	117.3	1:06.326	89.04	0.427	09:29:53.848
23 -	17.394	21.900	117.9	10.786	16.239	115.5	1:06.319 (3)	89.04	0.420	09:31:00.167

P16 21 Troy JEFFREY		Honda - Stiggymotorsport								
IDEAL LAP TIME : 1:05.695		BEST LAP TIME : 1:05.958		DIFFERENCE : 0.263						
LAP	SECTOR 1	SECTOR 2	SECTOR 3	SECTOR 4	LAP TIME	MPH	DIFF	TIME OF DAY		
1 -	OUTLAP	29.042	87.4	18.291	IN PIT		P	09:03:02.279		
2 -	OUTLAP	25.041	108.4	13.817	17.534	115.5	7:16.620	13.52	6:10.662	09:10:18.899
3 -	18.508	22.928	117.7	12.104	16.722	116.5	1:10.262	84.05	4.304	09:11:29.161
4 -	17.994	22.431	117.3	11.710	16.685	116.1	1:08.820	85.81	2.862	09:12:37.981
5 -	17.818	22.016	121.3	11.999	16.110	117.5	1:07.943	86.92	1.985	09:13:45.924
6 -	17.487	21.915	122.4	11.756	16.588	117.1	1:07.746	87.17	1.788	09:14:53.670
7 -	17.571	21.956	119.1	11.890	16.313	117.7	1:07.730	87.19	1.772	09:16:01.400
8 -	17.671	38.927	117.3	11.742	17.443	109.4	1:25.783	68.84	19.825	09:17:27.183
9 -	17.887	22.063	119.8	11.575	16.285	117.7	1:07.810	87.09	1.852	09:18:34.993
10 -	17.730	22.815	118.3	11.822	16.528	115.7	1:08.895	85.71	2.937	09:19:43.888
11 -	18.056	23.178	112.4	12.085	16.791	114.7	1:10.110	84.23	4.152	09:20:53.998
12 -	18.432	22.918	113.7	11.741	16.455	114.9	1:09.546	84.91	3.588	09:22:03.544
13 -	18.048	22.508	118.1	11.195	16.214	117.3	1:07.965	86.89	2.007	09:23:11.509
14 -	17.503	21.818	120.9	11.558	16.854	115.3	1:07.733	87.19	1.775	09:24:19.242
15 -	17.754	26.770	106.8	11.180	16.355	116.7	1:12.059	81.95	6.101	09:25:31.301
16 -	17.409	21.905	120.2	10.878	15.994	118.1	1:06.186 (2)	89.22	0.228	09:26:37.487
17 -	17.229	22.338	120.0	11.051	16.090	116.9	1:06.708 (3)	88.53	0.750	09:27:44.195
18 -	17.627	21.954	120.4	11.363	16.270	116.5	1:07.214	87.86	1.256	09:28:51.409
19 -	17.356	21.827	119.6	10.654	16.121	117.1	1:05.958 (1)	89.53		09:29:57.367
20 -	20.739	24.584	96.9	12.836	18.382	102.6	1:16.541	77.15	10.583	09:31:13.908

Weather / Track : Cloudy / Dry

Silverstone

Circuit Length = 1.6404 miles

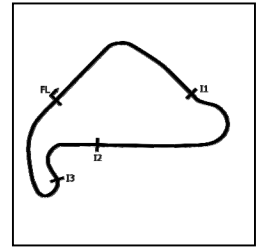
Start: 09:00 Flag 09:30 End: 09:31

MCRCB BULLETIN TK107

2021 Bennetts British Superbike Championship - Round 8

2021 Honda British Talent Cup

QUALIFYING - SECTOR ANALYSIS



SECTOR 1 = FL to I1, SECTOR 2 = I1 to I2, SECTOR 3 = I2 to I3, SECTOR 4 = I3 to FL, DIFF = Difference To Personal Best Lap, P = Crossed Finish Line in Pit Lane, D = Time Disallowed

P17 41		Luca HOPKINS				Honda - Wilson Racing					
IDEAL LAP TIME : 1:05.730		BEST LAP TIME : 1:05.973				DIFFERENCE : 0.243					
LAP	SECTOR 1	SECTOR 2		SECTOR 3		SECTOR 4		LAP TIME	MPH	DIFF	TIME OF DAY
1 -	OUTLAP	27.271	98.5	15.002	19.442	107.5					09:01:29.570
2 -	19.693	24.404	118.9	12.937	17.114	116.9	1:14.148	79.64	8.175		09:02:43.718
3 -	17.966	22.844	120.9	12.520	16.716	115.5	1:10.046	84.31	4.073		09:03:53.764
4 -	17.958	22.682	120.9	12.583	16.523	116.3	1:09.746	84.67	3.773		09:05:03.510
5 -	18.119	23.080	118.9	12.195	16.408	117.5	1:09.802	84.60	3.829		09:06:13.312
6 -	18.278	22.612	119.6	12.295	16.610	114.9	1:09.795	84.61	3.822		09:07:23.107
7 -	18.394	22.446	120.9	12.382	16.405	117.3	1:09.627	84.81	3.654		09:08:32.734
8 -	17.977	22.294	122.4	12.126	16.327	117.7	1:08.724	85.93	2.751		09:09:41.458
9 -	17.823	22.343	122.4	12.045	16.439	116.5	1:08.650	86.02	2.677		09:10:50.108
10 -	17.829	22.263	120.6	11.864	16.427	117.3	1:08.383	86.36	2.410		09:11:58.491
11 -	17.748	22.175	122.2	12.461	16.992	117.5	1:09.376	85.12	3.403		09:13:07.867
12 -	18.218	22.401	120.9	11.877	16.334	115.1	1:08.830	85.80	2.857		09:14:16.697
13 -	17.811	22.223	120.2	11.637	16.208	116.9	1:07.879	87.00	1.906		09:15:24.576
14 -	17.615	22.035	120.0	11.645	16.229	117.7	1:07.524	87.46	1.551		09:16:32.100
15 -	17.435	21.854	120.0	11.401	16.065	116.7	1:06.755	88.46	0.782		09:17:38.855
16 -	17.423	21.863	120.2	11.249	16.156	116.7	1:06.691	88.55	0.718		09:18:45.546
17 -	17.407	21.824	120.4	11.310	16.104	117.5	1:06.645	88.61	0.672		09:19:52.191
18 -	17.330	21.836	121.1	11.418	16.126	117.3	1:06.710	88.52	0.737		09:20:58.901
19 -	17.274	21.846	120.9	11.343	16.192	116.7	1:06.655	88.60	0.682		09:22:05.556
20 -	17.327	21.770	122.0	11.348	15.885	118.3	1:06.330	89.03	0.357		09:23:11.886
21 -	17.379	21.714	122.9	11.757	16.632	115.1	1:07.482	87.51	1.509		09:24:19.368
22 -	17.675	22.229	120.2	11.283	16.096	116.7	1:07.283	87.77	1.310		09:25:26.651
23 -	17.428	21.671	120.4	11.273	16.057	116.9	1:06.429	88.90	0.456		09:26:33.080
24 -	17.475	21.716	120.4	11.268	16.131	116.9	1:06.590	88.68	0.617		09:27:39.670
25 -	17.218	21.611	121.5	11.036	16.108	116.1	1:05.973 (1)	89.51			09:28:45.643
26 -	17.249	21.591	121.5	11.150	16.045	115.9	1:06.035 (2)	89.43	0.062		09:29:51.678
27 -	17.243	21.675	120.2	11.462	15.929	116.7	1:06.309 (3)	89.06	0.336		09:30:57.987

P18 96		Rossi BANHAM				Honda - MJL Racing					
IDEAL LAP TIME : 1:05.937		BEST LAP TIME : 1:06.091				DIFFERENCE : 0.154					
LAP	SECTOR 1	SECTOR 2		SECTOR 3		SECTOR 4		LAP TIME	MPH	DIFF	TIME OF DAY
1 -	OUTLAP	38.532	58.1	21.716	IN PIT						09:02:34.974
2 -	OUTLAP	23.856	116.5	12.099	16.800	114.1	4:25.022	22.28	3:18.931		09:06:59.996
3 -	18.275	22.608	118.9	11.320	16.352	115.1	1:08.555	86.14	2.464		09:08:08.551
4 -	18.069	22.574	118.1	11.614	16.448	115.3	1:08.705	85.95	2.614		09:09:17.256
5 -	18.071	22.712	118.1	11.506	16.478	114.7	1:08.767	85.87	2.676		09:10:26.023
6 -	17.829	22.495	119.1	12.007	16.324	116.3	1:08.655	86.01	2.564		09:11:34.678
7 -	17.831	22.550	117.9	11.532	16.345	115.5	1:08.258	86.51	2.167		09:12:42.936
8 -	18.024	22.560	117.7	11.487	16.412	115.7	1:08.483	86.23	2.392		09:13:51.419
9 -	17.878	22.328	117.5	11.553	16.236	116.1	1:07.995	86.85	1.904		09:14:59.414
10 -	17.792	22.313	117.9	11.308	16.023	117.3	1:07.436	87.57	1.345		09:16:06.850
11 -	17.722	22.787	117.9	11.285	16.202	115.9	1:07.996	86.85	1.905		09:17:14.846
12 -	17.829	22.228	117.9	11.364	16.211	116.1	1:07.632	87.32	1.541		09:18:22.478
13 -	17.693	22.325	118.3	11.181	16.086	117.3	1:07.285	87.77	1.194		09:19:29.763
14 -	17.643	22.414	118.1	11.263	16.276	115.5	1:07.596	87.36	1.505		09:20:37.359
15 -	17.683	22.145	117.9	11.165	16.170	115.5	1:07.163	87.93	1.072		09:21:44.522
16 -	17.701	22.268	117.7	11.077	16.172	115.5	1:07.218	87.85	1.127		09:22:51.740
17 -	17.735	21.868	119.1	11.163	16.082	117.7	1:06.848	88.34	0.757		09:23:58.588
18 -	17.382	21.804	120.0	10.917	15.988	116.3	1:06.091 (1)	89.35			09:25:04.679
19 -	17.596	21.760	120.0	10.912	15.973	116.9	1:06.241 (3)	89.15	0.150		09:26:10.920
20 -	17.491	21.945	117.1	10.822	15.990	116.7	1:06.248	89.14	0.157		09:27:17.168
21 -	17.548	21.796	118.9	10.828	16.019	116.5	1:06.191 (2)	89.22	0.100		09:28:23.359
22 -	17.672	21.931	119.1	10.928	16.042	116.7	1:06.573	88.70	0.482		09:29:29.932
23 -	17.699	22.006	118.1	10.942	16.045	116.7	1:06.692	88.55	0.601		09:30:36.624

Weather / Track : Cloudy / Dry

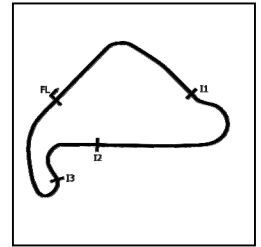
Silverstone
Circuit Length = 1.6404 miles
Start: 09:00 Flag 09:30 End: 09:31

MCRCB BULLETIN TK107

2021 Bennetts British Superbike Championship - Round 8

2021 Honda British Talent Cup

QUALIFYING - SECTOR ANALYSIS



SECTOR 1 = FL to I1, SECTOR 2 = I1 to I2, SECTOR 3 = I2 to I3, SECTOR 4 = I3 to FL, DIFF = Difference To Personal Best Lap, P = Crossed Finish Line in Pit Lane, D = Time Disallowed

P19 99		Peter WILLIS				Honda - WM Racing					
IDEAL LAP TIME : 1:05.893		BEST LAP TIME : 1:06.165				DIFFERENCE : 0.272					
LAP	SECTOR 1	SECTOR 2		SECTOR 3		SECTOR 4		LAP TIME	MPH	DIFF	TIME OF DAY
1 -	OUTLAP	27.954	97.1	15.648		IN PIT					09:01:32.994
2 -	OUTLAP	23.886	118.3	12.653		17.321 112.9		6:00.197	16.39	4:54.032	09:07:33.191
3 -	18.360	22.700	118.3	11.871		16.848 114.9		1:09.779	84.63	3.614	09:08:42.970
4 -	18.017	22.342	118.9	11.715		16.792 114.5		1:08.866	85.75	2.701	09:09:51.836
5 -	17.754	22.196	119.4	11.602		16.484 115.7		1:08.036	86.80	1.871	09:10:59.872
6 -	17.736	22.130	118.3	11.499		16.428 116.1		1:07.793	87.11	1.628	09:12:07.665
7 -	17.716	22.018	119.1	11.402		16.512 116.5		1:07.648	87.29	1.483	09:13:15.313
8 -	17.664	22.076	118.3	11.199		16.511 116.1		1:07.450	87.55	1.285	09:14:22.763
9 -	17.703	21.944	120.0	11.161		16.314 117.7		1:07.122	87.98	0.957	09:15:29.885
10 -	17.580	21.687	122.0	11.230		16.499 116.5		1:06.996	88.14	0.831	09:16:36.881
11 -	17.663	22.322	121.5	11.794		16.407 116.9		1:08.186	86.61	2.021	09:17:45.067
12 -	17.527	21.843	120.4	11.035		16.365 116.9		1:06.770 (3)	88.44	0.605	09:18:51.837
13 -	17.502	21.955	119.4	11.160		16.303 116.7		1:06.920	88.24	0.755	09:19:58.757
14 -	17.777	22.556	118.5	11.373		IN PIT		1:13.018	P 80.87	6.853	09:21:11.775
15 -	OUTLAP	22.708	120.0	11.623		16.317 117.9		1:47.896	54.73	41.731	09:22:59.671
16 -	17.765	22.189	120.6	11.248		16.301 115.5		1:07.503	87.48	1.338	09:24:07.174
17 -	17.758	22.145	120.0	11.249		16.169 116.3		1:07.321	87.72	1.156	09:25:14.495
18 -	17.575	21.883	119.8	11.052		16.320 115.7		1:06.830	88.36	0.665	09:26:21.325
19 -	17.729	21.867	119.4	11.063		16.219 116.1		1:06.878	88.30	0.713	09:27:28.203
20 -	17.546	21.606	120.9	10.953		16.145 116.7		1:06.250 (2)	89.14	0.085	09:28:34.453
21 -	17.570	21.614	120.6	10.879		16.102 118.5		1:06.165 (1)	89.25		09:29:40.618
22 -	17.306	21.981	119.8	11.478		16.145 118.7		1:06.910	88.26	0.745	09:30:47.528

P20 79		Harley McCABE				Honda - MLav VisionTrack Academy					
IDEAL LAP TIME : 1:05.914		BEST LAP TIME : 1:06.204				DIFFERENCE : 0.290					
LAP	SECTOR 1	SECTOR 2		SECTOR 3		SECTOR 4		LAP TIME	MPH	DIFF	TIME OF DAY
1 -	OUTLAP	28.493	88.1	15.715		19.733 104.5					09:01:32.399
2 -	20.280	24.787	97.6	15.005		18.191 110.3		1:18.263	75.45	12.059	09:02:50.662
3 -	19.590	24.006	103.2	14.217		IN PIT		1:23.368	P 70.83	17.164	09:04:14.030
4 -	OUTLAP	23.501	119.1	12.830		16.991 116.3		8:53.734	11.06	7:47.530	09:13:07.764
5 -	18.403	22.817	122.0	12.429		16.627 117.3		1:10.276	84.03	4.072	09:14:18.040
6 -	18.199	22.572	121.1	12.189		16.686 118.7		1:09.646	84.79	3.442	09:15:27.686
7 -	17.936	22.513	121.5	12.004		16.446 118.3		1:08.899	85.71	2.695	09:16:36.585
8 -	17.771	22.445	121.7	11.869		16.634 119.8		1:08.719	85.93	2.515	09:17:45.304
9 -	17.791	22.436	120.2	12.155		IN PIT		1:15.815	P 77.89	9.611	09:19:01.119
10 -	OUTLAP	23.006	118.5	11.939		16.395 116.3		3:35.166	27.44	2:28.962	09:22:36.285
11 -	17.679	22.094	119.6	11.572		16.332 118.7		1:07.677	87.26	1.473	09:23:43.962
12 -	17.590	22.163	120.4	11.402		16.274 118.3		1:07.429	87.58	1.225	09:24:51.391
13 -	17.650	21.986	122.2	11.328		16.191 118.7		1:07.155	87.94	0.951	09:25:58.546
14 -	17.612	21.929	122.0	11.489		16.118 119.8		1:07.148	87.95	0.944	09:27:05.694
15 -	17.270	21.922	123.3	11.206		16.087 120.0		1:06.485 (2)	88.82	0.281	09:28:12.179
16 -	17.272	21.604	124.0	11.111		16.217 119.1		1:06.204 (1)	89.20		09:29:18.383
17 -	17.112	21.915	120.4	11.233		16.332 118.3		1:06.592 (3)	88.68	0.388	09:30:24.975

Weather / Track : Cloudy / Dry

Silverstone

Circuit Length = 1.6404 miles

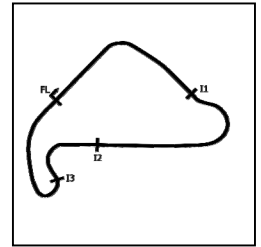
Start: 09:00 Flag 09:30 End: 09:31

MCRCB BULLETIN TK107

2021 Bennetts British Superbike Championship - Round 8

2021 Honda British Talent Cup

QUALIFYING - SECTOR ANALYSIS



SECTOR 1 = FL to I1, SECTOR 2 = I1 to I2, SECTOR 3 = I2 to I3, SECTOR 4 = I3 to FL, DIFF = Difference To Personal Best Lap, P = Crossed Finish Line in Pit Lane, D = Time Disallowed

P21 61		Harrison MACKAY				Honda - True Heroes Racing / Super Soco					
IDEAL LAP TIME : 1:06.178		BEST LAP TIME : 1:06.373		DIFFERENCE : 0.195							
LAP	SECTOR 1	SECTOR 2		SECTOR 3		SECTOR 4		LAP TIME	MPH	DIFF	TIME OF DAY
1 -	OUTLAP	25.911	110.7	13.951	17.884	115.3					09:01:20.438
2 -	18.752	23.597	117.3	12.991	17.246	116.9	1:12.586	81.36	6.213		09:02:33.024
3 -	18.193	23.508	120.4	12.699	17.024	117.9	1:11.424	82.68	5.051		09:03:44.448
4 -	17.972	23.205	119.1	12.739	16.974	116.7	1:10.890	83.30	4.517		09:04:55.338
5 -	18.248	23.226	119.6	12.256	16.840	118.5	1:10.570	83.68	4.197		09:06:05.908
6 -	18.002	22.959	120.9	12.122	16.989	117.9	1:10.072	84.28	3.699		09:07:15.980
7 -	18.003	22.849	121.3	12.103	17.122	117.1	1:10.077	84.27	3.704		09:08:26.057
8 -	17.980	22.816	122.6	12.065	16.866	118.3	1:09.727	84.69	3.354		09:09:35.784
9 -	17.872	22.525	121.5	12.010	16.828	118.1	1:09.235	85.29	2.862		09:10:45.019
10 -	17.877	22.459	120.9	11.971	16.911	120.9	1:09.218	85.31	2.845		09:11:54.237
11 -	17.858	22.429	121.7	11.818	16.647	118.7	1:08.752	85.89	2.379		09:13:02.989
12 -	17.921	23.052	119.6	12.243	IN PIT		1:21.114	P 72.80	14.741		09:14:24.103
13 -	OUTLAP	23.323	117.9	12.223	16.648	117.3	1:33.948	62.86	27.575		09:15:58.051
14 -	17.806	22.317	121.5	11.708	16.795	118.7	1:08.626	86.05	2.253		09:17:06.677
15 -	17.858	22.241	122.0	11.541	16.553	117.9	1:08.193	86.60	1.820		09:18:14.870
16 -	17.691	22.380	120.0	11.450	16.480	118.1	1:08.001	86.84	1.628		09:19:22.871
17 -	17.756	22.366	120.0	11.470	16.492	117.7	1:08.084	86.74	1.711		09:20:30.955
18 -	17.735	22.356	120.9	11.552	16.501	117.9	1:08.144	86.66	1.771		09:21:39.099
19 -	17.966	22.144	122.2	11.544	16.355	118.7	1:08.009	86.83	1.636		09:22:47.108
20 -	17.591	21.913	122.0	11.520	16.411	118.7	1:07.435	87.57	1.062		09:23:54.543
21 -	17.666	21.952	123.3	11.757	16.401	119.6	1:07.776	87.13	1.403		09:25:02.319
22 -	17.326	21.960	123.3	11.152	16.227	119.1	1:06.665	(3) 88.58	0.292		09:26:08.984
23 -	17.502	21.706	122.6	10.984	16.181	119.1	1:06.373	(1) 88.97			09:27:15.357
24 -	17.528	21.718	122.2	11.142	16.367	118.3	1:06.755	88.46	0.382		09:28:22.112
25 -	17.435	21.725	121.1	11.166	16.162	118.1	1:06.488	(2) 88.82	0.115		09:29:28.600
26 -	17.489	21.852	120.0	11.044	16.282	118.3	1:06.667	88.58	0.294		09:30:35.267

P22 5		Mason JOHNSON				Honda - Johnson Racing					
IDEAL LAP TIME : 1:06.356		BEST LAP TIME : 1:06.539		DIFFERENCE : 0.183							
LAP	SECTOR 1	SECTOR 2		SECTOR 3		SECTOR 4		LAP TIME	MPH	DIFF	TIME OF DAY
1 -	OUTLAP	23.599	114.9	12.541	17.651	111.6					09:01:13.635
2 -	18.467	22.911	115.7	11.476	17.045	112.9	1:09.899	84.48	3.360		09:02:23.534
3 -	18.325	22.835	115.9	11.281	16.786	113.1	1:09.227	85.30	2.688		09:03:32.761
4 -	18.085	22.402	115.7	11.147	16.709	113.3	1:08.343	86.41	1.804		09:04:41.104
5 -	17.923	22.024	116.7	10.867	16.740	113.3	1:07.554	87.42	1.015		09:05:48.658
6 -	17.883	22.321	116.1	10.947	16.559	113.3	1:07.710	87.22	1.171		09:06:56.368
7 -	17.906	22.446	115.3	10.918	16.730	111.6	1:08.000	86.84	1.461		09:08:04.368
8 -	17.984	22.248	115.3	11.024	16.616	112.5	1:07.872	87.01	1.333		09:09:12.240
9 -	18.164	22.313	116.1	10.969	IN PIT		1:16.482	P 77.21	9.943		09:10:28.722
10 -	OUTLAP	22.315	116.3	11.104	16.633	113.3	2:21.348	41.78	1:14.809		09:12:50.070
11 -	17.771	22.098	116.5	10.865	16.568	113.3	1:07.302	87.74	0.763		09:13:57.372
12 -	17.735	22.257	116.3	10.704	16.528	112.7	1:07.224	87.85	0.685		09:15:04.596
13 -	17.775	22.195	116.3	10.834	16.485	113.3	1:07.289	87.76	0.750		09:16:11.885
14 -	17.678	22.081	116.5	10.644	16.473	114.1	1:06.876	(3) 88.30	0.337		09:17:18.761
15 -	17.775	22.296	118.9	10.692	16.444	114.3	1:07.207	87.87	0.668		09:18:25.968
16 -	18.013	22.802	115.1	11.044	IN PIT		1:16.465	P 77.23	9.926		09:19:42.433
17 -	OUTLAP	23.336	116.3	11.388	16.859	113.1	3:16.833	30.00	2:10.294		09:22:59.266
18 -	18.017	22.361	118.7	12.267	16.613	113.5	1:09.258	85.27	2.719		09:24:08.524
19 -	17.749	22.145	118.5	11.275	IN PIT		1:13.905	P 79.90	7.366		09:25:22.429
20 -	OUTLAP	22.238	116.9	10.724	16.419	115.1	3:10.421	31.01	2:03.882		09:28:32.850
21 -	17.596	22.192	116.7	10.537	16.368	113.7	1:06.693	(2) 88.55	0.154		09:29:39.543
22 -	17.779	21.871	116.5	10.536	16.353	114.5	1:06.539	(1) 88.75			09:30:46.082

Weather / Track : Cloudy / Dry

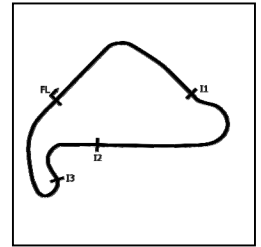
Silverstone
Circuit Length = 1.6404 miles
Start: 09:00 Flag 09:30 End: 09:31

MCRCB BULLETIN TK107

2021 Bennetts British Superbike Championship - Round 8

2021 Honda British Talent Cup

QUALIFYING - SECTOR ANALYSIS



SECTOR 1 = FL to I1, SECTOR 2 = I1 to I2 SECTOR 3 = I2 to I3, SECTOR 4 = I3 to FL, DIFF = Difference To Personal Best Lap, P = Crossed Finish Line in Pit Lane, D = Time Disallowed

P23 12		Josh BANNISTER				Honda - Dunsley Heat Racing			
IDEAL LAP TIME : 1:06.018		BEST LAP TIME : 1:06.559		DIFFERENCE : 0.541					
LAP	SECTOR 1	SECTOR 2	SECTOR 3	SECTOR 4	LAP TIME	MPH	DIFF	TIME OF DAY	
1 -	OUTLAP	23.883	114.7	12.853	17.737	110.3		09:01:14.864	
2 -	19.166	24.194	106.0	13.358	IN PIT			09:02:38.844	
3 -	OUTLAP	23.223	115.5	12.351	17.009	114.5	11:04.129	9:57.570 09:13:42.973	
4 -	17.666	22.455	117.1	11.651	16.733	116.3	1:08.505	86.20 1.946 09:14:51.478	
5 -	17.410	22.093	119.1	11.292	16.623	115.9	1:07.418	87.59 0.859 09:15:58.896	
6 -	17.349	22.207	119.1	11.460	16.650	116.3	1:07.666	87.27 1.107 09:17:06.562	
7 -	17.325	21.916	116.1	11.285	16.345	115.5	1:06.871 (3)	88.31 0.312 09:18:13.433	
8 -	17.507	21.983	117.7	11.092	16.362	115.5	1:06.944	88.21 0.385 09:19:20.377	
9 -	17.959	22.635	117.5	11.325	16.740	114.1	1:08.659	86.01 2.100 09:20:29.036	
10 -	18.014	22.339	117.9	11.237	16.429	115.3	1:08.019	86.82 1.460 09:21:37.055	
11 -	17.748	22.368	117.7	11.293	16.648	116.1	1:08.057	86.77 1.498 09:22:45.112	
12 -	17.665	22.188	117.1	11.660	16.382	117.3	1:07.895	86.98 1.336 09:23:53.007	
13 -	19.431	21.988	121.7	11.631	16.469	116.3	1:09.519	84.95 2.960 09:25:02.526	
14 -	17.390	22.243	122.0	11.569	16.382	116.9	1:07.584	87.38 1.025 09:26:10.110	
15 -	17.551	22.768	115.9	11.076	15.994	118.3	1:07.389	87.63 0.830 09:27:17.499	
16 -	17.373	21.870	119.4	11.030	16.574	115.7	1:06.847 (2)	88.34 0.288 09:28:24.346	
17 -	17.484	21.864	119.1	10.835	16.376	116.3	1:06.559 (1)	88.72	09:29:30.905
18 -	17.678	22.156	119.4	11.253	16.462	116.5	1:07.549	87.42 0.990 09:30:38.454	

P24 2		Rhys COATES				Honda - Ernie Coates Race Support / SP125 Racing			
IDEAL LAP TIME : 1:06.624		BEST LAP TIME : 1:06.624		DIFFERENCE : 0.000					
LAP	SECTOR 1	SECTOR 2	SECTOR 3	SECTOR 4	LAP TIME	MPH	DIFF	TIME OF DAY	
1 -	OUTLAP	26.600	105.8	14.895	IN PIT			09:01:31.817	
2 -	OUTLAP	24.543	114.1	13.210	17.771	109.8	8:40.795	P 11.33 7:34.171 09:10:12.612	
3 -	19.034	23.719	116.3	12.826	16.956	115.3	1:12.535	81.41 5.911 09:11:25.147	
4 -	18.120	22.704	117.3	12.185	16.842	114.1	1:09.851	84.54 3.227 09:12:34.998	
5 -	18.087	22.733	117.9	11.976	16.798	115.9	1:09.594	84.85 2.970 09:13:44.592	
6 -	17.800	22.608	119.8	11.907	16.880	113.7	1:09.195	85.34 2.571 09:14:53.787	
7 -	17.828	22.514	118.5	11.876	16.677	115.7	1:08.895	85.71 2.271 09:16:02.682	
8 -	17.637	22.484	116.9	11.750	16.752	114.5	1:08.623	86.05 1.999 09:17:11.305	
9 -	18.085	22.797	116.9	11.639	16.902	115.9	1:09.423	85.06 2.799 09:18:20.728	
10 -	17.741	22.610	116.9	11.559	16.762	114.9	1:08.672	85.99 2.048 09:19:29.400	
11 -	17.786	22.637	116.5	11.819	16.508	115.7	1:08.750	85.90 2.126 09:20:38.150	
12 -	17.843	22.540	117.9	11.387	16.645	115.3	1:08.415	86.32 1.791 09:21:46.565	
13 -	17.686	22.651	117.9	11.286	16.192	116.5	1:07.815	87.08 1.191 09:22:54.380	
14 -	17.509	22.705	118.5	11.095	16.251	116.9	1:07.560	87.41 0.936 09:24:01.940	
15 -	17.689	22.418	118.1	11.101	16.538	115.1	1:07.746	87.17 1.122 09:25:09.686	
16 -	17.694	22.500	117.1	11.069	16.419	114.7	1:07.682	87.25 1.058 09:26:17.368	
17 -	17.778	22.417	117.1	11.162	16.454	114.5	1:07.811	87.09 1.187 09:27:25.179	
18 -	17.597	22.324	117.7	10.981	16.507	114.9	1:07.409 (3)	87.60 0.785 09:28:32.588	
19 -	17.779	22.369	116.5	10.915	16.195	117.1	1:07.258 (2)	87.80 0.634 09:29:39.846	
20 -	17.471	22.259	118.9	10.785	16.109	118.9	1:06.624 (1)	88.64	09:30:46.470

Weather / Track : Cloudy / Dry

Silverstone

Circuit Length = 1.6404 miles

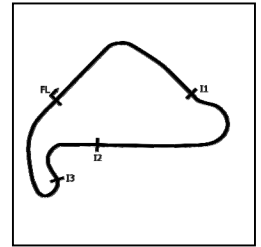
Start: 09:00 Flag 09:30 End: 09:31

MCRCB BULLETIN TK107

2021 Bennetts British Superbike Championship - Round 8

2021 Honda British Talent Cup

QUALIFYING - SECTOR ANALYSIS



SECTOR 1 = FL to I1, SECTOR 2 = I1 to I2 SECTOR 3 = I2 to I3, SECTOR 4 = I3 to FL, DIFF = Difference To Personal Best Lap, P = Crossed Finish Line in Pit Lane, D = Time Disallowed

P25 22		Anthony EAGLE		Honda - Microlise Cresswell Racing						
IDEAL LAP TIME : 1:06.399		BEST LAP TIME : 1:06.761		DIFFERENCE : 0.362						
LAP	SECTOR 1	SECTOR 2		SECTOR 3	SECTOR 4		LAP TIME	MPH	DIFF	TIME OF DAY
1 -	OUTLAP	23.572	114.9	12.396	IN PIT					09:05:08.453
2 -	OUTLAP	23.259	116.3	11.947	16.741	114.3	4:29.938	21.87	3:23.177	09:09:38.391
3 -	17.946	22.099	118.9	11.724	16.667	117.3	1:08.436	86.29	1.675	09:10:46.827
4 -	17.600	22.775	117.7	11.554	16.643	113.7	1:08.572	86.12	1.811	09:11:55.399
5 -	17.823	22.186	118.5	11.601	16.357	117.3	1:07.967	86.89	1.206	09:13:03.366
6 -	17.649	22.084	118.1	11.299	16.443	115.7	1:07.475	87.52	0.714	09:14:10.841
7 -	17.689	22.314	116.7	11.347	16.465	115.9	1:07.815	87.08	1.054	09:15:18.656
8 -	17.517	22.191	117.3	11.483	16.583	115.7	1:07.774	87.13	1.013	09:16:26.430
9 -	17.693	22.328	118.1	11.319	16.522	115.7	1:07.862	87.02	1.101	09:17:34.292
10 -	17.587	22.258	116.5	11.599	16.639	116.1	1:08.083	86.74	1.322	09:18:42.375
11 -	17.702	22.121	117.5	11.318	16.422	115.7	1:07.563	87.40	0.802	09:19:49.938
12 -	17.675	22.342	116.1	11.454	16.454	115.9	1:07.925	86.94	1.164	09:20:57.863
13 -	17.544	22.727	116.1	11.340	16.289	116.1	1:07.900	86.97	1.139	09:22:05.763
14 -	17.447	22.108	118.7	11.206	16.159	116.9	1:06.920	88.24	0.159	09:23:12.683
15 -	17.401	22.199	117.7	11.081	16.186	115.7	1:06.867	88.31	0.106	09:24:19.550
16 -	17.724	22.422	118.7	11.061	16.221	117.1	1:07.428	87.58	0.667	09:25:26.978
17 -	17.318	21.985	117.9	11.204	16.326	116.5	1:06.833	(2) 88.36	0.072	09:26:33.811
18 -	17.557	21.966	118.3	11.039	16.199	117.1	1:06.761	(1) 88.45		09:27:40.572
19 -	17.494	22.087	117.7	10.985	16.290	116.1	1:06.856	(3) 88.33	0.095	09:28:47.428
20 -	17.766	21.995	121.1	11.026	16.130	116.3	1:06.917	88.25	0.156	09:29:54.345
21 -	17.755	22.113	116.9	11.035	16.383	116.5	1:07.286	87.76	0.525	09:31:01.631

P26 51		Holly HARRIS		Honda - MJL Racing						
IDEAL LAP TIME : 1:06.799		BEST LAP TIME : 1:06.954		DIFFERENCE : 0.155						
LAP	SECTOR 1	SECTOR 2		SECTOR 3	SECTOR 4		LAP TIME	MPH	DIFF	TIME OF DAY
1 -	OUTLAP	27.276	91.1	16.102	19.517	106.1				09:01:29.369
2 -	20.268	25.226	112.0	13.575	17.544	110.5	1:16.613	77.08	9.659	09:02:45.982
3 -	19.291	23.862	108.4	13.629	17.343	111.8	1:14.125	79.67	7.171	09:04:00.107
4 -	18.889	23.245	115.9	13.018	16.923	112.4	1:12.075	81.93	5.121	09:05:12.182
5 -	18.690	22.969	114.3	12.751	17.161	112.0	1:11.571	82.51	4.617	09:06:23.753
6 -	18.728	22.849	110.5	12.461	16.873	112.5	1:10.911	83.28	3.957	09:07:34.664
7 -	18.372	22.639	117.5	12.312	16.744	115.7	1:10.067	84.28	3.113	09:08:44.731
8 -	18.552	22.783	116.5	12.424	16.804	112.5	1:10.563	83.69	3.609	09:09:55.294
9 -	18.501	22.685	118.5	12.144	16.611	112.4	1:09.941	84.43	2.987	09:11:05.235
10 -	18.373	23.057	116.5	11.987	16.673	113.1	1:10.090	84.25	3.136	09:12:15.325
11 -	18.133	22.416	119.6	11.613	16.485	115.3	1:08.647	86.02	1.693	09:13:23.972
12 -	18.042	22.419	118.3	11.972	16.578	113.1	1:09.011	85.57	2.057	09:14:32.983
13 -	18.173	22.350	119.1	11.781	16.420	115.1	1:08.724	85.93	1.770	09:15:41.707
14 -	18.170	22.430	119.4	11.736	16.514	115.3	1:08.850	85.77	1.896	09:16:50.557
15 -	17.960	22.560	119.1	11.681	16.283	115.5	1:08.484	86.23	1.530	09:17:59.041
16 -	18.035	22.537	118.9	11.411	16.352	115.7	1:08.335	86.42	1.381	09:19:07.376
17 -	18.011	22.165	119.6	11.538	16.379	115.1	1:08.093	86.72	1.139	09:20:15.469
18 -	17.880	22.183	119.6	11.401	16.212	116.1	1:07.676	87.26	0.722	09:21:23.145
19 -	17.810	22.200	119.6	11.489	16.191	114.9	1:07.690	87.24	0.736	09:22:30.835
20 -	17.950	22.222	119.6	11.252	16.176	115.7	1:07.600	87.36	0.646	09:23:38.435
21 -	17.810	22.079	118.9	11.280	16.246	115.7	1:07.415	87.60	0.461	09:24:45.850
22 -	17.786	21.849	120.0	11.260	16.156	114.7	1:07.051	(2) 88.07	0.097	09:25:52.901
23 -	17.761	21.998	119.6	11.172	16.257	115.9	1:07.188	87.89	0.234	09:27:00.089
24 -	17.739	21.874	119.4	11.160	16.181	115.3	1:06.954	(1) 88.20		09:28:07.043
25 -	17.769	22.132	119.1	11.142	16.143	115.5	1:07.186	(3) 87.90	0.232	09:29:14.229
26 -	17.756	22.468	117.5	11.420	16.069	116.3	1:07.713	87.21	0.759	09:30:21.942

Weather / Track : Cloudy / Dry

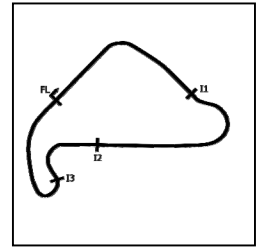
Silverstone
Circuit Length = 1.6404 miles
Start: 09:00 Flag 09:30 End: 09:31

MCRCB BULLETIN TK107

2021 Bennetts British Superbike Championship - Round 8

2021 Honda British Talent Cup

QUALIFYING - SECTOR ANALYSIS



SECTOR 1 = FL to I1, SECTOR 2 = I1 to I2 SECTOR 3 = I2 to I3, SECTOR 4 = I3 to FL, DIFF = Difference To Personal Best Lap, P = Crossed Finish Line in Pit Lane, D = Time Disallowed

P27 44 Lucas HILL		Honda - Ashcourt Racing							
IDEAL LAP TIME : 1:06.780		BEST LAP TIME : 1:07.100		DIFFERENCE : 0.320					
LAP	SECTOR 1	SECTOR 2	SECTOR 3	SECTOR 4	LAP TIME	MPH	DIFF	TIME OF DAY	
1 -	OUTLAP	26.836	101.8	14.766	18.435	111.1		09:01:22.748	
2 -	19.040	24.100	116.1	12.669	17.170	114.3	1:12.979	80.92 5.879 09:02:35.727	
3 -	18.377	23.225	116.7	12.244	17.195	114.1	1:11.041	83.13 3.941 09:03:46.768	
4 -	18.298	22.841	117.5	12.371	17.001	114.7	1:10.511	83.75 3.411 09:04:57.279	
5 -	18.007	22.629	118.5	11.858	16.775	116.7	1:09.269	85.25 2.169 09:06:06.548	
6 -	17.972	22.830	118.5	12.095	16.808	116.5	1:09.705	84.72 2.605 09:07:16.253	
7 -	17.891	22.957	118.9	12.755	17.018	115.3	1:10.621	83.62 3.521 09:08:26.874	
8 -	18.095	22.888	117.9	11.668	17.044	115.5	1:09.695	84.73 2.595 09:09:36.569	
9 -	17.977	22.615	117.7	12.061	16.760	116.1	1:09.413	85.08 2.313 09:10:45.982	
10 -	18.292	22.867	119.8	11.504	16.717	115.1	1:09.380	85.12 2.280 09:11:55.362	
11 -	17.934	22.377	120.2	13.097	16.898	114.5	1:10.306	83.99 3.206 09:13:05.668	
12 -	18.011	23.097	115.3	11.785	IN PIT		1:19.286 P	74.48 12.186 09:14:24.954	
13 -	OUTLAP	23.314	115.9	11.680	16.729	114.9	1:49.061	54.15 41.961 09:16:14.015	
14 -	17.914	22.266	119.1	11.373	16.567	116.1	1:08.120	86.69 1.020 09:17:22.135	
15 -	17.733	22.202	119.1	11.232	16.331	117.3	1:07.498	87.49 0.398 09:18:29.633	
16 -	17.685	22.397	119.1	11.298	16.377	116.5	1:07.757	87.15 0.657 09:19:37.390	
17 -	17.592	21.910	120.2	11.272	16.326	116.7	1:07.100 (1)	88.01 09:20:44.490	
18 -	17.623	22.292	118.9	11.110	16.379	116.7	1:07.404	87.61 0.304 09:21:51.894	
19 -	17.861	22.024	120.6	11.141	16.357	116.7	1:07.383 (3)	87.64 0.283 09:22:59.277	
20 -	17.734	22.292	117.7	11.285	16.455	115.7	1:07.766	87.14 0.666 09:24:07.043	
21 -	17.780	22.333	116.3	12.363	18.421	112.7	1:10.897	83.29 3.797 09:25:17.940	
22 -	18.532	22.659	118.1	11.176	16.493	114.9	1:08.860	85.76 1.760 09:26:26.800	
23 -	17.752	22.440	120.9	11.413	16.270	116.7	1:07.875	87.00 0.775 09:27:34.675	
24 -	17.515	22.121	119.4	11.113	17.229	112.7	1:07.978	86.87 0.878 09:28:42.653	
25 -	17.805	22.307	118.3	11.265	16.550	115.9	1:07.927	86.94 0.827 09:29:50.580	
26 -	17.663	22.107	117.7	11.085	16.278	116.1	1:07.133 (2)	87.96 0.033 09:30:57.713	

P28 65 Alexander ROWAN		Honda - Victoria House Mortimer Racing							
IDEAL LAP TIME : 1:07.187		BEST LAP TIME : 1:07.364		DIFFERENCE : 0.177					
LAP	SECTOR 1	SECTOR 2	SECTOR 3	SECTOR 4	LAP TIME	MPH	DIFF	TIME OF DAY	
1 -	OUTLAP	22.733	115.3	12.982	17.461	113.7		09:02:38.189	
2 -	18.383	22.484	118.1	12.855	16.834	118.5	1:10.556	83.70 3.192 09:03:48.745	
3 -	17.913	22.550	123.3	12.506	16.976	118.5	1:09.945	84.43 2.581 09:04:58.690	
4 -	17.774	21.970	124.9	12.272	16.698	119.1	1:08.714	85.94 1.350 09:06:07.404	
5 -	17.762	22.166	124.0	12.912	16.839	118.5	1:09.679	84.75 2.315 09:07:17.083	
6 -	17.572	22.353	120.0	12.405	16.717	120.0	1:09.047	85.53 1.683 09:08:26.130	
7 -	17.855	22.225	123.5	12.194	16.613	118.7	1:08.887	85.72 1.523 09:09:35.017	
8 -	17.778	22.574	122.2	12.244	16.786	116.7	1:09.382	85.11 2.018 09:10:44.399	
9 -	17.765	22.185	122.0	11.977	16.622	118.1	1:08.549	86.15 1.185 09:11:52.948	
10 -	17.622	22.108	121.5	11.894	16.423	119.4	1:08.047	86.78 0.683 09:13:00.995	
11 -	17.489	21.795	123.3	11.688	16.625	120.4	1:07.597 (3)	87.36 0.233 09:14:08.592	
12 -	17.498	22.326	124.2	11.789	16.489	118.9	1:08.102	86.71 0.738 09:15:16.694	
13 -	17.530	21.924	123.5	11.879	16.389	119.1	1:07.722	87.20 0.358 09:16:24.416	
14 -	17.602	22.006	122.9	11.819	16.383	118.9	1:07.810	87.09 0.446 09:17:32.226	
15 -	17.541	22.024	122.2	11.688	16.432	118.9	1:07.685	87.25 0.321 09:18:39.911	
16 -	17.752	22.015	122.2	11.913	16.476	117.7	1:08.156	86.64 0.792 09:19:48.067	
17 -	17.577	21.846	122.0	11.784	16.355	118.5	1:07.562 (2)	87.41 0.198 09:20:55.629	
18 -	17.538	22.751	119.4	12.378	IN PIT		1:16.275 P	77.42 8.911 09:22:11.904	
19 -	OUTLAP	23.310	120.9	12.091	16.878	117.1	4:31.510	21.75 3:24.146 09:26:43.414	
20 -	17.919	22.244	122.0	11.830	16.486	118.1	1:08.479	86.24 1.115 09:27:51.893	
21 -	17.514	22.051	121.7	11.673	16.768	116.9	1:08.006	86.84 0.642 09:28:59.899	
22 -	17.496	21.899	121.3	11.739	16.230	119.4	1:07.364 (1)	87.66 09:30:07.263	

Weather / Track : Cloudy / Dry

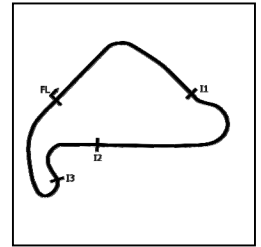
Silverstone
Circuit Length = 1.6404 miles
Start: 09:00 Flag 09:30 End: 09:31

MCRCB BULLETIN TK107

2021 Bennetts British Superbike Championship - Round 8

2021 Honda British Talent Cup

QUALIFYING - SECTOR ANALYSIS



SECTOR 1 = FL to I1, SECTOR 2 = I1 to I2 SECTOR 3 = I2 to I3, SECTOR 4 = I3 to FL, DIFF = Difference To Personal Best Lap, P = Crossed Finish Line in Pit Lane, D = Time Disallowed

P29 71 Daniel GOODMAN		Honda - MLav VisionTrack Academy									
IDEAL LAP TIME : 1:07.375		BEST LAP TIME : 1:07.729		DIFFERENCE : 0.354							
LAP	SECTOR 1	SECTOR 2		SECTOR 3		SECTOR 4		LAP TIME	MPH	DIFF	TIME OF DAY
1 -	OUTLAP	28.040	96.0	16.199		IN PIT				P	09:01:34.589
2 -	OUTLAP	24.337	114.3	12.471	18.188	107.5	12:06.645	8.12	10:58.916		09:13:41.234
3 -	19.441	23.391	115.7	12.867	17.683	112.4	1:13.382	80.47	5.653		09:14:54.616
4 -	18.414	23.368	115.5	12.327	17.334	113.3	1:11.443	82.66	3.714		09:16:06.059
5 -	18.369	23.475	114.5	12.297	17.086	113.3	1:11.227	82.91	3.498		09:17:17.286
6 -	18.436	23.075	114.7	12.470	17.267	113.7	1:11.248	82.88	3.519		09:18:28.534
7 -	18.266	22.931	116.1	12.416	16.946	114.5	1:10.559	83.69	2.830		09:19:39.093
8 -	18.102	23.182	114.3	12.223	16.675	114.3	1:10.182	84.14	2.453		09:20:49.275
9 -	18.276	22.945	114.7	12.286	16.837	113.1	1:10.344	83.95	2.615		09:21:59.619
10 -	18.503	22.589	114.7	12.136	16.705	112.5	1:09.933	84.44	2.204		09:23:09.552
11 -	18.221	22.695	115.5	11.956	17.073	114.5	1:09.945	84.43	2.216		09:24:19.497
12 -	18.211	22.602	116.7	11.762	16.490	115.7	1:09.065	85.50	1.336		09:25:28.562
13 -	17.743	22.213	116.3	11.835	16.329	114.5	1:08.120	86.69	0.391		09:26:36.682
14 -	17.676	22.101	116.1	11.750	16.289	116.7	1:07.816 (3)	87.08	0.087		09:27:44.498
15 -	17.871	22.260	116.3	11.413	16.185	114.9	1:07.729 (1)	87.19			09:28:52.227
16 -	17.781	22.238	115.9	11.536	16.210	114.1	1:07.765 (2)	87.14	0.036		09:29:59.992
17 -	17.997	22.425	113.3	12.162	16.639	113.9	1:09.223	85.31	1.494		09:31:09.215

P30 27 Ted WILKINSON		Honda - RMB Racing									
IDEAL LAP TIME : 1:07.769		BEST LAP TIME : 1:07.977		DIFFERENCE : 0.208							
LAP	SECTOR 1	SECTOR 2		SECTOR 3		SECTOR 4		LAP TIME	MPH	DIFF	TIME OF DAY
1 -	OUTLAP	28.091	86.5	15.089		19.082 106.3					09:01:31.853
2 -	19.456	24.713	96.0	13.561	17.407	112.2	1:15.137	78.59	7.160		09:02:46.990
3 -	19.717	24.522	101.8	13.802	IN PIT		1:24.176 P	70.15	16.199		09:04:11.166
4 -	OUTLAP	25.062	100.3	13.127	17.228	110.1	10:21.485	9.50	9:13.508		09:14:32.651
5 -	19.263	23.308	113.5	12.655	16.758	112.7	1:11.984	82.04	4.007		09:15:44.635
6 -	18.466	22.681	115.3	11.916	16.811	113.9	1:09.874	84.51	1.897		09:16:54.509
7 -	18.198	22.667	115.1	12.014	16.638	112.9	1:09.517	84.95	1.540		09:18:04.026
8 -	18.490	22.738	114.5	12.225	16.649	111.1	1:10.102	84.24	2.125		09:19:14.128
9 -	18.346	22.590	113.7	11.881	16.645	112.0	1:09.462	85.02	1.485		09:20:23.590
10 -	18.416	22.816	115.9	11.941	16.522	113.3	1:09.695	84.73	1.718		09:21:33.285
11 -	18.143	22.521	114.5	11.771	16.765	111.2	1:09.200	85.34	1.223		09:22:42.485
12 -	18.914	22.771	115.1	12.225	16.456	113.9	1:10.366	83.92	2.389		09:23:52.851
13 -	18.193	22.376	117.1	11.648	16.413	114.3	1:08.630	86.05	0.653		09:25:01.481
14 -	17.933	22.229	116.5	11.933	16.531	114.3	1:08.626 (3)	86.05	0.649		09:26:10.107
15 -	17.993	22.374	114.9	11.672	16.225	114.7	1:08.264 (2)	86.51	0.287		09:27:18.371
16 -	17.918	22.130	116.5	11.496	16.433	112.9	1:07.977 (1)	86.87			09:28:26.348
17 -	18.379	23.648	110.9	11.820	16.635	112.7	1:10.482	83.78	2.505		09:29:36.830
18 -	18.291	22.565	113.1	12.026	16.568	113.9	1:09.450	85.03	1.473		09:30:46.280

Weather / Track : Cloudy / Dry

Silverstone
Circuit Length = 1.6404 miles
Start: 09:00 Flag 09:30 End: 09:31

MCRCB BULLETIN TK108

2021 Bennetts British Superbike Championship - Round 8

2021 Honda British Talent Cup

QUALIFYING - BEST SECTORS

SECTOR 1				SECTOR 2				SECTOR 3				SECTOR 4				IDEAL / BEST COMPARISON		
POS	NO	NAME	TIME	NO	NAME	TIME	NO	NAME	TIME	NO	NAME	TIME	POS	NO	NAME	IDEAL	BEST	DIFF
																PERFECT LAP	1:03.272	
1	57	GARNESS	16.714	57	GARNESS	20.711	29	BROWN	10.390	67	O'GORMA	15.457	1	57	GARNESS	1:03.609	1:03.729	0.120
2	67	O'GORMA	16.752	52	BELFORD	21.058	52	BELFORD	10.435	74	BROWN	15.534	2	52	BELFORD	1:03.842	1:04.291	0.449
3	52	BELFORD	16.767	67	O'GORMA	21.121	74	BROWN	10.451	57	GARNESS	15.537	3	67	O'GORMAN	1:04.107	1:04.163	0.056
4	40	CORREA	16.993	53	VEIJER	21.146	7	LYONS	10.466	52	BELFORD	15.582	4	74	BROWN	1:04.460	1:04.472	0.012
5	34	COOK	17.078	40	CORREA	21.349	5	JOHNSON	10.536	40	CORREA	15.650	5	29	BROWN	1:04.779	1:04.827	0.048
6	74	BROWN	17.100	23	STEPHEN	21.353	34	COOK	10.570	34	COOK	15.776	6	34	COOK	1:04.798	1:05.094	0.296
7	29	BROWN	17.106	4	MOUNSEY	21.372	57	GARNESS	10.647	4	MOUNSEY	15.779	7	40	CORREA	1:04.798	1:05.045	0.247
8	79	McCABE	17.112	34	COOK	21.374	21	JEFFREY	10.654	23	STEPHEN	15.784	8	53	VEIJER	1:04.962	1:05.055	0.093
9	48	WALKER	17.191	74	BROWN	21.375	15	CROSBY	10.659	29	BROWN	15.800	9	4	MOUNSEY	1:05.242	1:05.307	0.065
10	53	VEIJER	17.193	29	BROWN	21.483	33	CUNNING	10.672	41	HOPKINS	15.885	10	23	STEPHENSON	1:05.390	1:05.641	0.251
11	55	DESSOY	17.200	48	WALKER	21.523	53	VEIJER	10.727	53	VEIJER	15.896	11	48	WALKER	1:05.428	1:05.545	0.117
12	23	STEPHEN	17.202	55	DESSOY	21.573	4	MOUNSEY	10.729	55	DESSOY	15.912	12	7	LYONS	1:05.461	1:05.681	0.220
13	41	HOPKINS	17.218	41	HOPKINS	21.591	48	WALKER	10.770	15	CROSBY	15.933	13	55	DESSOY	1:05.477	1:05.570	0.093
14	21	JEFFREY	17.229	79	McCABE	21.604	67	O'GORMA	10.777	48	WALKER	15.944	14	15	CROSBY	1:05.584	1:05.817	0.233
15	7	LYONS	17.287	99	WILLIS	21.606	2	COATES	10.785	33	CUNNING	15.958	15	21	JEFFREY	1:05.695	1:05.958	0.263
16	99	WILLIS	17.306	15	CROSBY	21.639	55	DESSOY	10.792	96	BANHAM	15.973	16	41	HOPKINS	1:05.730	1:05.973	0.243
17	22	EAGLE	17.318	61	MACKAY	21.706	40	CORREA	10.806	7	LYONS	15.975	17	33	CUNNINGHAM	1:05.782	1:05.899	0.117
18	12	BANNIST	17.325	7	LYONS	21.733	96	BANHAM	10.822	21	JEFFREY	15.994	18	99	WILLIS	1:05.893	1:06.165	0.272
19	61	MACKAY	17.326	96	BANHAM	21.760	12	BANNIST	10.835	12	BANNIST	15.994	19	79	McCABE	1:05.914	1:06.204	0.290
20	15	CROSBY	17.353	33	CUNNING	21.781	99	WILLIS	10.879	51	HARRIS	16.069	20	96	BANHAM	1:05.937	1:06.091	0.154
21	4	MOUNSEY	17.362	65	ROWAN	21.795	61	MACKAY	10.984	79	McCABE	16.087	21	12	BANNISTER	1:06.018	1:06.559	0.541
22	33	CUNNING	17.371	21	JEFFREY	21.818	22	EAGLE	10.985	99	WILLIS	16.102	22	61	MACKAY	1:06.178	1:06.373	0.195
23	96	BANHAM	17.382	51	HARRIS	21.849	41	HOPKINS	11.036	2	COATES	16.109	23	5	JOHNSON	1:06.356	1:06.539	0.183
24	2	COATES	17.471	12	BANNIST	21.864	23	STEPHEN	11.051	22	EAGLE	16.130	24	22	EAGLE	1:06.399	1:06.761	0.362
25	65	ROWAN	17.489	5	JOHNSON	21.871	44	HILL	11.085	61	MACKAY	16.162	25	2	COATES	1:06.624	1:06.624	0.000
26	44	HILL	17.515	44	HILL	21.910	79	McCABE	11.111	71	GOODMAN	16.185	26	44	HILL	1:06.780	1:07.100	0.320
27	5	JOHNSON	17.596	22	EAGLE	21.966	51	HARRIS	11.142	27	WILKINS	16.225	27	51	HARRIS	1:06.799	1:06.954	0.155
28	71	GOODMAN	17.676	71	GOODMAN	22.101	71	GOODMAN	11.413	65	ROWAN	16.230	28	65	ROWAN	1:07.187	1:07.364	0.177
29	51	HARRIS	17.739	27	WILKINS	22.130	27	WILKINS	11.496	44	HILL	16.270	29	71	GOODMAN	1:07.375	1:07.729	0.354
30	27	WILKINS	17.918	2	COATES	22.259	65	ROWAN	11.673	5	JOHNSON	16.353	30	27	WILKINSON	1:07.769	1:07.977	0.208

Weather / Track : Cloudy / Dry

Silverstone

Circuit Length = 1.6404 miles

Start: 09:00 Flag 09:30 End: 09:31

Results can be found at www.tsl-timing.com

Printed - 09:34 Saturday, 11 September 2021

MCRCB BULLETIN TK109**2021 Bennetts British Superbike Championship - Round 8****2021 Honda British Talent Cup****QUALIFYING - BEST SPEEDS**

POS	INTERMEDIATE 1		INTERMEDIATE 2		INTERMEDIATE 3		FINISH LINE		
	NO	NAME	MPH	NO	NAME	MPH	NO	NAME	MPH
1			57	GARNESS	127.5		57	GARNESS	124.2
2			67	O'GORMAN	126.8		67	O'GORMAN	121.7
3			65	ROWAN	124.9		34	COOK	121.3
4			52	BELFORD	124.7		4	MOUNSEY	120.9
5			53	VEIJER	124.0		61	MACKAY	120.9
6			79	McCABE	124.0		52	BELFORD	120.6
7			34	COOK	123.5		53	VEIJER	120.6
8			61	MACKAY	123.3		48	WALKER	120.4
9			40	CORREA	122.9		65	ROWAN	120.4
10			41	HOPKINS	122.9		40	CORREA	120.0
11			74	BROWN	122.6		79	McCABE	120.0
12			4	MOUNSEY	122.6		33	CUNNINGHAM	119.6
13			48	WALKER	122.6		29	BROWN	119.4
14			21	JEFFREY	122.4		23	STEPHENSON	119.1
15			99	WILLIS	122.0		74	BROWN	118.9
16			12	BANNISTER	122.0		2	COATES	118.9
17			55	DESSOY	121.7		99	WILLIS	118.7
18			33	CUNNINGHAM	121.1		55	DESSOY	118.5
19			22	EAGLE	121.1		41	HOPKINS	118.3
20			44	HILL	120.9		12	BANNISTER	118.3
21			29	BROWN	120.6		21	JEFFREY	118.1
22			7	LYONS	120.4		96	BANHAM	117.7
23			15	CROSBY	120.2		22	EAGLE	117.3
24			23	STEPHENSON	120.0		44	HILL	117.3
25			96	BANHAM	120.0		7	LYONS	117.1
26			51	HARRIS	120.0		15	CROSBY	116.7
27			2	COATES	119.8		71	GOODMAN	116.7
28			5	JOHNSON	118.9		51	HARRIS	116.3
29			27	WILKINSON	117.1		5	JOHNSON	115.1
30			71	GOODMAN	116.7		27	WILKINSON	114.7

Weather / Track : Cloudy / Dry

Results can be found at www.tsl-timing.com

Silverstone

Circuit Length = 1.6404 miles

Start: 09:00 Flag 09:30 End: 09:31

Printed - 09:34 Saturday, 11 September 2021

MCRCB BULLETIN TK110

2021 Bennetts British Superbike Championship - Round 8

2021 Honda British Talent Cup

QUALIFYING - STATISTICS

Competitors Started 30
Planned Start 2021-09-11 @ 09:00:00.000
Actual Start 2021-09-11 @ 09:00:02.291
Finish Time 2021-09-11 @ 09:30:02.291
Track Length 1.6404mi.
Total Laps 671
Total Distance Covered 1100.7509mi.

Session Fastest Lap History

NO	NAME	LAP TIME	TIME OF DAY	LAP	VEHICLE
5	Mason JOHNSON	1:09.899	09:02:23.536	2	Honda
74	Carter BROWN	1:08.135	09:02:34.446	2	Honda
74	Carter BROWN	1:07.246	09:03:41.691	3	Honda
74	Carter BROWN	1:06.498	09:04:48.190	4	Honda
74	Carter BROWN	1:06.072	09:05:54.262	5	Honda
40	Julian CORREA	1:05.685	09:07:07.581	6	Honda
57	Johnny GARNES	1:05.247	09:07:09.090	6	Honda
57	Johnny GARNES	1:04.975	09:10:26.467	9	Honda
57	Johnny GARNES	1:04.713	09:17:00.756	15	Honda
57	Johnny GARNES	1:04.452	09:18:05.209	16	Honda
57	Johnny GARNES	1:04.429	09:19:09.638	17	Honda
57	Johnny GARNES	1:04.352	09:20:13.990	18	Honda
57	Johnny GARNES	1:04.296	09:25:36.153	23	Honda
57	Johnny GARNES	1:04.130	09:26:40.283	24	Honda
57	Johnny GARNES	1:04.126	09:29:53.045	27	Honda
57	Johnny GARNES	1:03.729	09:30:56.774	28	Honda

Flag History

TYPE	TIME OF DAY
GREEN	09:00:02.291
FINISH	09:30:02.291

Flag Statistics

TYPE	COUNT	TOTAL LAPS	TOTAL TIME
Green	1	28	31:17.639
Red	0	0	0.000
Safety Car	0	0	0.000
FCY	0	0	0.000

Weather / Track : Cloudy / Dry

Silverstone
Circuit Length = 1.6404 miles
Start: 09:00 Flag 09:30 End: 09:31

Results can be found at www.tsl-timing.com

Printed - 09:35 Saturday, 11 September 2021

MCRCB BULLETIN TK111

2021 Bennetts British Superbike Championship - Round 8

2021 Honda British Talent Cup

QUALIFYING - SESSION NOTES

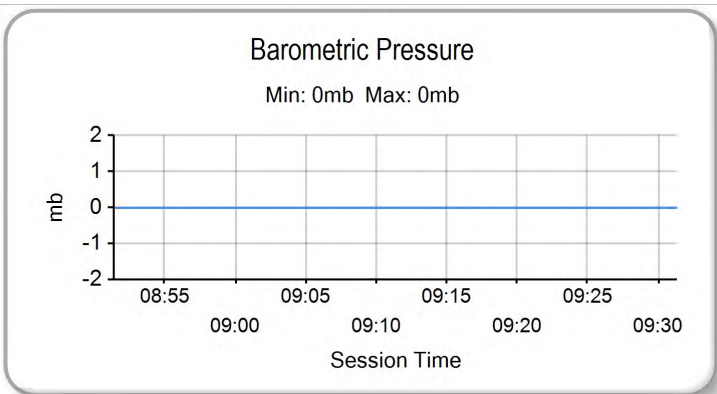
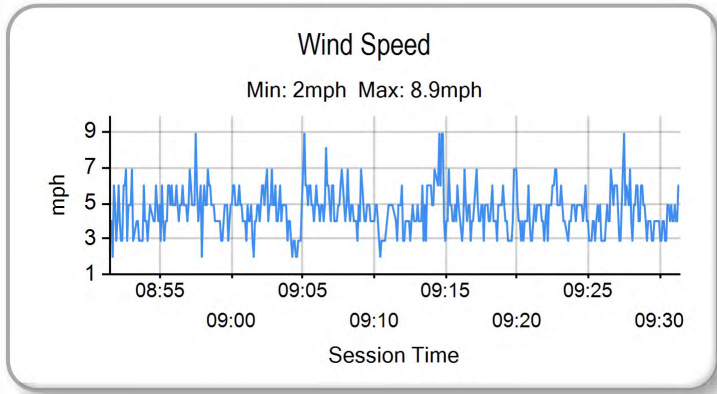
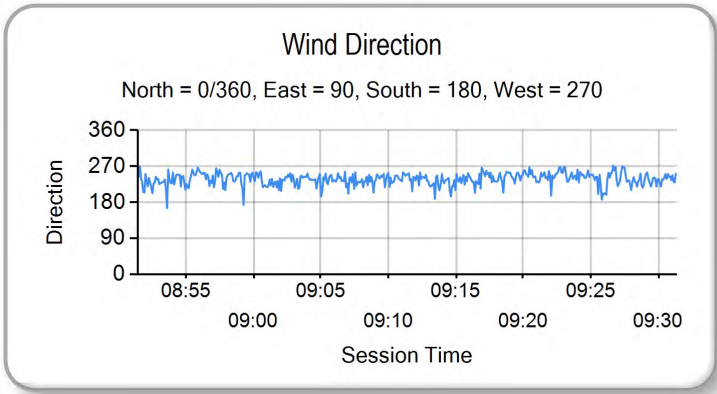
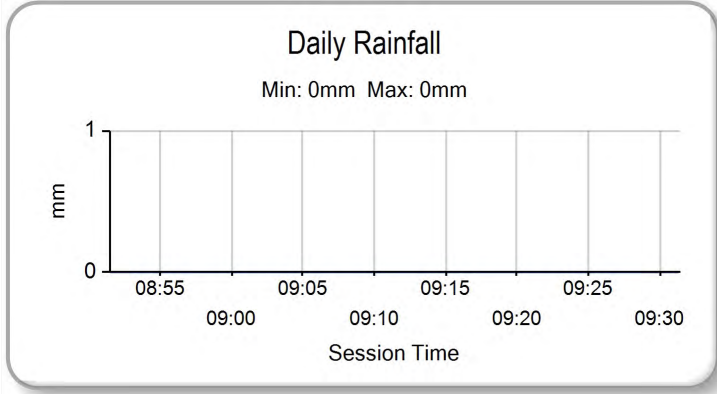
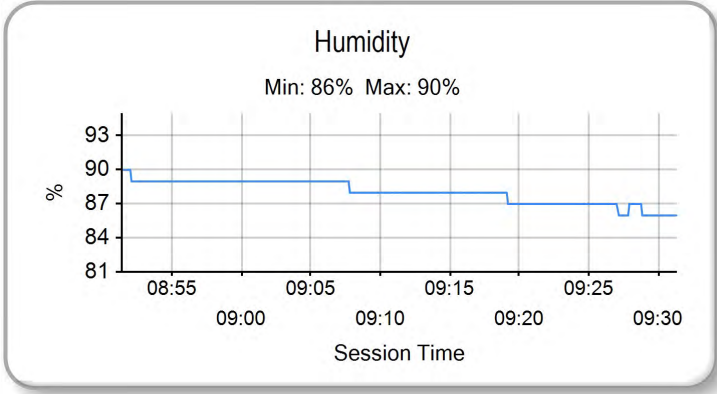
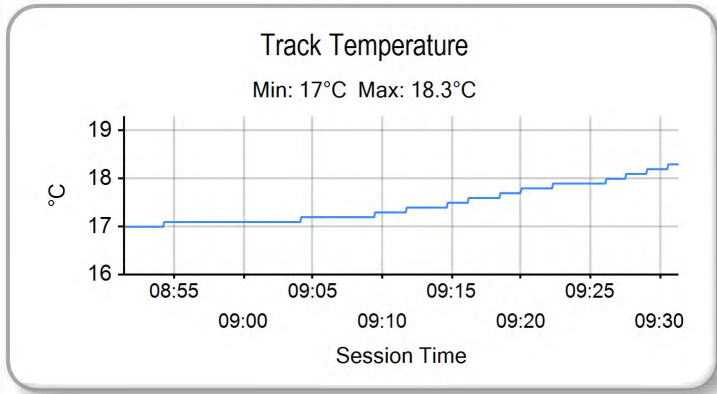
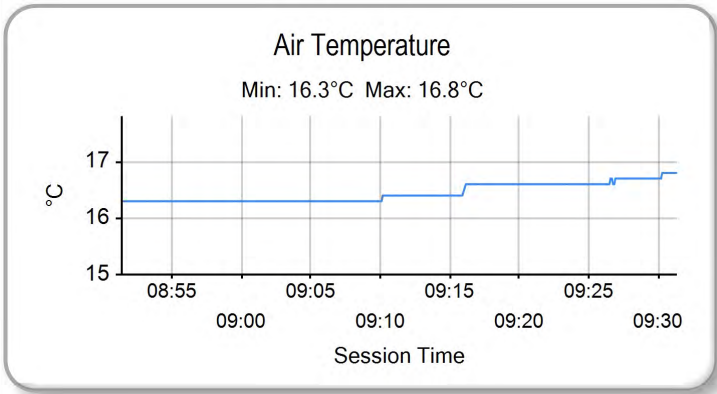
No notes recorded in this session

MCRCB BULLETIN TK112

2021 Bennetts British Superbike Championship - Round 8

2021 Honda British Talent Cup

QUALIFYING - WEATHER CONDITIONS



Weather / Track : Cloudy / Dry

Results can be found at www.tsl-timing.com

Silverstone
Circuit Length = 1.6404 miles
Start: 09:00 Flag 09:30 End: 09:31

Printed - 09:37 Saturday, 11 September 2021

RACE 1 - GRID (22 Laps)

ROW 10	30	1:07.977	27	Ted WILKINSON	29	1:07.729	71	Daniel GOODMAN	28	1:07.364	65	Alexander ROWAN		
ROW 9			27	1:07.100	44	Lucas HILL	26	1:06.954	51	Holly HARRIS	25	1:06.761	22	Anthony EAGLE
ROW 8	24	1:06.624	2	Rhys COATES	23	1:06.559	12	Josh BANNISTER	22	1:06.539	5	Mason JOHNSON		
ROW 7			21	1:06.373	61	Harrison MACKAY	20	1:06.204	79	Harley McCABE	19	1:06.165	99	Peter WILLIS
ROW 6	18	1:06.091	96	Rossi BANHAM	17	1:05.973	41	Luca HOPKINS	16	1:05.958	21	Troy JEFFREY		
ROW 5			15	1:05.899	33	JJ CUNNINGHAM	14	1:05.817	15	Harrison CROSBY	13	1:05.681	7	Jamie LYONS
ROW 4	12	1:05.641	23	Rhys STEPHENSON	11	1:05.570	55	Harrison DESSOY	10	1:05.545	48	Ollie WALKER		
ROW 3			9	1:05.307	4	Sullivan MOUNSEY	8	1:05.094	34	James COOK	7	1:05.055	53	Kiyano VEIJER
ROW 2	6	1:05.045	40	Julian CORREA	5	1:04.827	29	Lucas BROWN	4	1:04.472	74	Carter BROWN		
ROW 1			3	1:04.291	52	Evan BELFORD	2	1:04.163	67	Casey O'GORMAN	1	1:03.729	57	Johnny GARNES
														Pole

Silverstone

These results are provisional until the conclusion of any judicial and technical matters.

Circuit Length = 1.6404 miles

Race Director : Stuart Higgs	Stewards :	Timekeeper : Richard Evans
------------------------------	------------	----------------------------

Results can be found at www.britishsuperbike.com

Printed - 09:32 Saturday, 11 September 2021

RACE 1 - CLASSIFICATION - AMENDED

POS	NO	NAME	NAT	ENTRY	LAPS	TIME	GAP	DIFF	MPH	BEST	ON
1	48	Ollie WALKER	GBR	Honda - Moto Rapido / SP125 Racing	22	23:06.725			93.69	1:02.240	14
2	4	Sullivan MOUNSEY	GBR	Honda - iForce Lloyd & Jones	22	23:07.011	0.286	0.286	93.67	1:02.555	21
3	15	Harrison CROSBY	GBR	Honda - Banks Racing	22	23:08.761	2.036	1.750	93.55	1:02.423	17
4	7	Jamie LYONS	GBR	Honda - C&M Motors Ltd / Tooltec Racing	22	23:08.836	2.111	0.075	93.54	1:02.567	18
5	74*	Carter BROWN	GBR	Honda - City Lifting by RS Racing	22	23:10.269	3.544	1.433	93.45	1:02.506	12
6	21	Troy JEFFREY	GBR	Honda - Stiggymotorsport	22	23:18.080	11.355	7.811	92.93	1:03.003	9
7	79	Harley McCABE	GBR	Honda - MLav VisionTrack Academy	22	23:18.667	11.942	0.587	92.89	1:02.862	21
8	53	Kiyano VEIJER	NLD	Honda - Microlise Cresswell Racing	22	23:18.821	12.096	0.154	92.88	1:02.925	14
9	12	Josh BANNISTER	GBR	Honda - Dunsley Heat Racing	22	23:19.249	12.524	0.428	92.85	1:02.786	14
10	55	Harrison DESOY	GBR	Honda - Thomeycroft56 Racing	22	23:19.295	12.570	0.046	92.85	1:02.836	14
11	29	Lucas BROWN	GBR	Honda - Amphibian Scaffolding / SP125 Racing	22	23:19.430	12.705	0.135	92.84	1:03.005	5
12	40	Julian CORREA	USA	Honda - Microlise Cresswell Racing	22	23:23.084	16.359	3.654	92.59	1:03.217	9
13	96	Rossi BANHAM	GBR	Honda - MJL Racing	22	23:28.985	22.260	5.901	92.21	1:03.387	21
14	41	Luca HOPKINS	GBR	Honda - Wilson Racing	22	23:29.414	22.689	0.429	92.18	1:03.445	17
15	23	Rhys STEPHENSON	GBR	Honda - Rocket Racing	22	23:37.391	30.666	7.977	91.66	1:02.910	17
16	65	Alexander ROWAN	GBR	Honda - Victoria House Mortimer Racing	22	23:38.186	31.461	0.795	91.61	1:03.244	21
17	61	Harrison MACKAY	GBR	Honda - True Heroes Racing / Super Soco	22	23:39.503	32.778	1.317	91.52	1:03.577	21
18	33	JJ CUNNINGHAM	GBR	Honda - Thomeycroft56 / JCRsupersport	22	23:40.725	34.000	1.222	91.44	1:03.679	19
19	2	Rhys COATES	GBR	Honda - Ernie Coates Race Support / SP125 Racing	22	23:40.779	34.054	0.054	91.44	1:03.590	19
20	5	Mason JOHNSON	GBR	Honda - Johnson Racing	22	23:46.356	39.631	5.577	91.08	1:03.996	4
21	44	Lucas HILL	GBR	Honda - Ashcourt Racing	22	23:58.949	52.224	12.593	90.29	1:04.626	11
22	99	Peter WILLIS	GBR	Honda - WM Racing	22	23:59.238	52.513	0.289	90.27	1:04.781	19
23	22	Anthony EAGLE	UZB	Honda - Microlise Cresswell Racing	22	23:59.704	52.979	0.466	90.24	1:04.727	21
24	71	Daniel GOODMAN	GBR	Honda - MLav VisionTrack Academy	22	24:00.161	53.436	0.457	90.21	1:04.186	22
25	51	Holly HARRIS	GBR	Honda - MJL Racing	22	24:01.202	54.477	1.041	90.15	1:04.837	5
26	27	Ted WILKINSON	GBR	Honda - RMB Racing	20	23:13.623	2 Laps	2 Laps	84.75	1:06.269	2

NOT CLASSIFIED

DNF	57	Johnny GARNESS	GBR	Honda - City Lifting by RS Racing	21	22:03.730	1 Lap	0.000	93.68	1:02.267	12
DNF	34	James COOK	GBR	Honda - Wilson Racing	7	7:24.164	15 Laps	14 Laps	93.07	1:02.398	7
DNF	67	Casey O'GORMAN	GBR	Honda - Microlise Cresswell Racing	2	2:08.530	20 Laps	5 Laps	91.89	1:03.435	2
DNF	52	Evan BELFORD	GBR	Honda - City Lifting by RS Racing	2	2:08.631	20 Laps	0.101	91.82	1:03.483	2

FASTEST LAP

48	Ollie WALKER	GBR	Honda - Moto Rapido / SP125 Racing	14	1:02.240	94.88 mph	152.70 kph
----	--------------	-----	------------------------------------	----	----------	-----------	------------

#74 - Long lap equivalent time penalty (3 Seconds) - Avoidable contact causing another rider to fall

Weather / Track : Cloudy / Dry

These results are provisional until the conclusion of any judicial and technical matters.

Silverstone: 1.6404 miles

Race Distance: 22 Laps / 36.09 miles

Start: 14:06 Flag 14:29 End: 14:30

Race Director : Stuart Higgs	Stewards :	Timekeeper : Richard Evans
------------------------------	------------	----------------------------

Results can be found at www.britishsuperbike.com

Printed - 16:00 Saturday, 11 September 2021

MCRCB BULLETIN TK164

2021 Bennetts British Superbike Championship - Round 8

2021 Honda British Talent Cup

RACE 1 - LAP CHART

99	50.598	1:04.891
22	50.686	1:04.727
71	52.245	1:04.710
51	52.523	1:05.129

LAP 22 @ 14:29:12.514		
NO	BEHIND	LAP TIME
48		1:02.662
4	0.286	1:02.853
74	0.544	1:03.259
15	2.036	1:03.117
7	2.111	1:02.761
27	2 Laps	1:14.130
21	11.355	1:03.736
79	11.942	1:03.156
53	12.096	1:03.120
12	12.524	1:03.156
55	12.570	1:03.488
29	12.705	1:03.275
40	16.359	1:03.942
96	22.260	1:04.348
41	22.689	1:04.547
23	30.666	1:03.417
65	31.461	1:03.302
61	32.778	1:03.959
33	34.000	1:04.093
2	34.054	1:03.827
5	39.631	1:05.408
44	52.224	1:04.770
99	52.513	1:04.910
22	52.979	1:05.288
71	53.436	1:04.186
51	54.477	1:04.949

MCRCB BULLETIN TK165

2021 Bennetts British Superbike Championship - Round 8

2021 Honda British Talent Cup

RACE 1 - POSITION CHART

No	Name	Lap																						
		Pos	1	2	3	4	5	6	7	8	9	10	11	12	13	14	15	16	17	18	19	20	21	22
57	GARNES	1	57	57	57	57	74	74	74	4	4	74	74	74	74	74	57	74	57	57	57	57	57	48
67	O'GORMAN	2	67	4	4	74	57	4	4	74	74	4	4	57	57	57	74	57	74	74	74	74	74	4
52	BELFORD	3	52	67	7	4	4	57	34	57	57	57	7	4	4	4	4	4	4	4	48	48	48	74
74	BROWN	4	4	74	74	34	7	34	57	15	48	7	57	7	7	48	48	48	48	48	4	4	4	15
29	BROWN	5	74	52	34	7	34	7	7	7	7	48	15	48	48	7	7	7	15	7	15	15	15	7
40	CORREA	6	7	34	48	48	48	48	15	48	15	15	48	15	15	15	15	15	7	15	7	7	7	21
53	VEIJER	7	34	7	29	15	15	15	48	29	21	21	21	21	21	21	21	21	21	21	21	21	21	79
34	COOK	8	29	48	55	29	29	29	29	29	29	29	29	29	79	79	79	53	53	55	55	55	79	53
4	MOUNSEY	9	55	29	15	55	21	21	21	55	55	55	79	79	29	29	29	79	55	53	53	79	53	12
48	WALKER	10	48	55	53	21	55	55	55	53	12	79	12	12	12	12	12	29	29	29	79	53	55	55
55	DESSOY	11	53	53	21	53	53	53	53	79	79	12	53	53	53	53	53	12	12	79	29	29	12	29
23	STEPHENSON	12	21	15	40	40	40	40	79	12	53	53	55	55	55	55	55	79	12	12	12	29	40	
7	LYONS	13	15	21	41	79	79	79	40	40	40	40	40	40	40	40	40	40	40	40	40	40	40	96
15	CROSBY	14	40	40	79	12	12	12	12	41	41	96	96	96	41	41	41	41	41	41	41	41	96	41
33	CUNNINGHAM	15	41	41	12	41	41	41	41	96	96	41	41	41	96	96	96	96	96	96	96	96	41	23
21	JEFFREY	16	33	33	96	96	96	96	96	5	5	61	61	61	61	61	61	61	61	61	23	23	23	65
41	HOPKINS	17	5	5	5	5	5	5	5	61	61	5	33	33	33	33	5	65	65	65	65	65	65	61
96	BANHAM	18	96	12	33	33	33	61	61	33	33	33	5	5	5	5	2	33	33	23	61	61	61	33
99	WILLIS	19	61	79	61	61	61	33	33	2	2	2	2	2	2	2	33	2	2	33	33	33	33	2
79	McCABE	20	12	96	2	2	2	2	2	65	65	65	65	65	65	65	65	5	5	2	2	2	5	
61	MACKAY	21	79	61	65	65	65	65	65	44	44	99	23	23	23	23	23	23	23	5	5	5	44	
5	JOHNSON	22	2	2	99	99	99	99	44	22	22	23	44	44	44	44	99	99	44	44	44	44	99	
12	BANNISTER	23	22	22	22	44	44	44	22	71	99	44	99	99	99	99	44	44	22	22	99	99	22	
2	COATES	24	99	99	44	22	22	22	99	99	71	22	22	22	22	22	22	22	99	99	22	22	71	
22	EAGLE	25	44	65	71	71	71	71	51	51	51	71	71	51	71	71	71	71	71	71	71	51	51	
51	HARRIS	26	65	44	51	51	51	51	71	23	23	51	51	71	51	51	51	51	51	51	51	71	51	
44	HILL	27	51	51	27	27	27	23	23	27	27	27	27	27	27	27	27	27	27	27	27	27	27	
65	ROWAN	28	27	71	23	23	23	27	27															
71	GOODMAN	29	71	27																				
27	WILKINSON	30	23	23																				

Weather / Track : Cloudy / Dry

Silverstone
Circuit Length = 1.6404 miles
Start: 14:06 Flag 14:29 End: 14:30

Results can be found at www.tsl-timing.com

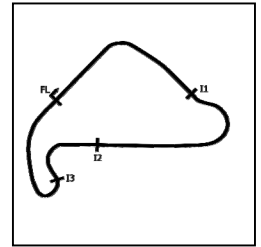
Printed - 14:33 Saturday, 11 September 2021

MCRCB BULLETIN TK166

2021 Bennetts British Superbike Championship - Round 8

2021 Honda British Talent Cup

RACE 1 - SECTOR ANALYSIS



SECTOR 1 = FL to I1, SECTOR 2 = I1 to I2 SECTOR 3 = I2 to I3, SECTOR 4 = I3 to FL, DIFF = Difference To Personal Best Lap, P = Crossed Finish Line in Pit Lane, D = Time Disallowed

P1 48		Ollie WALKER				Honda - Moto Rapido / SP125 Racing			
IDEAL LAP TIME : 1:02.098		BEST LAP TIME : 1:02.240		DIFFERENCE : 0.142					
LAP	SECTOR 1	SECTOR 2	SECTOR 3	SECTOR 4	LAP TIME	MPH	DIFF	TIME OF DAY	
1 -		21.127 123.8	10.394	15.635 123.1	1:06.993	88.15	4.753	14:07:12.782	
2 -	16.578	20.682 122.6	10.291	15.527 120.4	1:03.078	93.62	0.838	14:08:15.860	
3 -	16.756	21.049 120.9	10.245	15.483 120.2	1:03.533	92.95	1.293	14:09:19.393	
4 -	16.561	20.788 120.9	10.140	15.398 120.9	1:02.887	93.90	0.647	14:10:22.280	
5 -	16.546	20.787 122.4	10.049	15.297 120.6	1:02.679	94.22	0.439	14:11:24.959	
6 -	16.412	20.766 123.1	10.124	15.443 118.9	1:02.745	94.12	0.505	14:12:27.704	
7 -	16.591	21.206 124.5	10.183	15.350 122.4	1:03.330	93.25	1.090	14:13:31.034	
8 -	16.402	20.895 120.9	10.551	15.387 121.5	1:03.235	93.39	0.995	14:14:34.269	
9 -	16.555	20.892 121.5	10.139	15.395 121.3	1:02.981	93.76	0.741	14:15:37.250	
10 -	16.529	21.084 123.1	10.437	15.425 121.1	1:03.475	93.03	1.235	14:16:40.725	
11 -	16.354	20.600 122.9	10.468	15.545 120.9	1:02.967	93.78	0.727	14:17:43.692	
12 -	16.495	20.612 121.3	10.070	15.316 121.3	1:02.493	94.50	0.253	14:18:46.185	
13 -	16.755	20.936 122.2	10.050	15.243 120.2	1:02.984	93.76	0.744	14:19:49.169	
14 -	16.397	20.631 122.0	9.978	15.234 121.7	1:02.240 (1)	94.88		14:20:51.409	
15 -	16.295	20.622 124.5	10.216	15.301 122.6	1:02.434 (2)	94.59	0.194	14:21:53.843	
16 -	16.556	20.656 124.0	10.178	15.275 123.5	1:02.665	94.24	0.425	14:22:56.508	
17 -	16.560	20.889 122.4	10.234	15.291 122.6	1:02.974	93.77	0.734	14:23:59.482	
18 -	16.519	20.634 123.1	10.237	15.310 123.3	1:02.700	94.18	0.460	14:25:02.182	
19 -	16.531	20.616 122.4	10.099	15.383 121.7	1:02.629	94.29	0.389	14:26:04.811	
20 -	16.335	20.591 123.1	10.167	15.389 122.6	1:02.482 (3)	94.51	0.242	14:27:07.293	
21 -	16.508	20.639 122.9	10.121	15.291 122.9	1:02.559	94.40	0.319	14:28:09.852	
22 -	16.397	20.768 124.0	10.128	15.369 118.9	1:02.662	94.24	0.422	14:29:12.514	

P2 4		Sullivan MOUNSEY				Honda - iForce Lloyd & Jones			
IDEAL LAP TIME : 1:02.193		BEST LAP TIME : 1:02.555		DIFFERENCE : 0.362					
LAP	SECTOR 1	SECTOR 2	SECTOR 3	SECTOR 4	LAP TIME	MPH	DIFF	TIME OF DAY	
1 -		20.974 123.1	10.196	15.327 121.7	1:05.719	89.86	3.164	14:07:11.508	
2 -	16.390	20.545 122.4	10.191	15.555 120.6	1:02.681	94.21	0.126	14:08:14.189	
3 -	16.755	21.077 120.2	10.392	15.348 120.0	1:03.572	92.89	1.017	14:09:17.761	
4 -	16.746	20.863 120.9	10.278	15.319 120.2	1:03.206	93.43	0.651	14:10:20.967	
5 -	16.661	20.706 122.9	10.208	15.358 120.0	1:02.933	93.84	0.378	14:11:23.900	
6 -	16.614	20.772 120.2	10.302	15.417 120.2	1:03.105	93.58	0.550	14:12:27.005	
7 -	16.669	20.776 120.9	10.119	15.296 120.4	1:02.860	93.94	0.305	14:13:29.865	
8 -	16.619	20.970 118.5	10.348	15.438 119.8	1:03.375	93.18	0.820	14:14:33.240	
9 -	16.773	20.960 117.5	10.201	15.398 119.4	1:03.332	93.24	0.777	14:15:36.572	
10 -	16.864	21.099 118.9	10.078	15.321 119.8	1:03.362	93.20	0.807	14:16:39.934	
11 -	16.518	20.849 118.7	10.277	15.272 120.4	1:02.916	93.86	0.361	14:17:42.850	
12 -	16.499	20.924 121.1	10.253	15.368 122.0	1:03.044	93.67	0.489	14:18:45.894	
13 -	16.489	20.656 122.2	10.090	15.372 121.7	1:02.607	94.32	0.052	14:19:48.501	
14 -	16.425	20.736 121.7	10.066	15.350 121.5	1:02.577 (2)	94.37	0.022	14:20:51.078	
15 -	16.460	20.651 122.0	10.154	15.413 121.1	1:02.678	94.22	0.123	14:21:53.756	
16 -	16.533	20.614 120.6	10.221	15.269 122.2	1:02.637	94.28	0.082	14:22:56.393	
17 -	16.448	20.754 119.4	10.429	15.272 122.4	1:02.903	93.88	0.348	14:23:59.296	
18 -	16.628	20.629 120.4	10.168	15.347 122.2	1:02.772	94.08	0.217	14:25:02.068	
19 -	16.713	20.659 121.1	10.181	15.192 122.9	1:02.745	94.12	0.190	14:26:04.813	
20 -	16.459	20.553 125.4	10.254	15.313 123.1	1:02.579 (3)	94.37	0.024	14:27:07.392	
21 -	16.474	20.680 122.4	10.184	15.217 123.8	1:02.555 (1)	94.40		14:28:09.947	
22 -	16.517	20.636 123.1	10.224	15.476 120.0	1:02.853	93.96	0.298	14:29:12.800	

Weather / Track : Cloudy / Dry

Silverstone

Circuit Length = 1.6404 miles

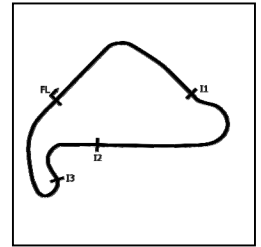
Start: 14:06 Flag 14:29 End: 14:30

MCRCB BULLETIN TK166

2021 Bennetts British Superbike Championship - Round 8

2021 Honda British Talent Cup

RACE 1 - SECTOR ANALYSIS



SECTOR 1 = FL to I1, SECTOR 2 = I1 to I2 SECTOR 3 = I2 to I3, SECTOR 4 = I3 to FL, DIFF = Difference To Personal Best Lap, P = Crossed Finish Line in Pit Lane, D = Time Disallowed

P3 74		Carter BROWN				Honda - City Lifting by RS Racing					
IDEAL LAP TIME : 1:01.899		BEST LAP TIME : 1:02.506		DIFFERENCE : 0.607							
LAP	SECTOR 1	SECTOR 2		SECTOR 3		SECTOR 4		LAP TIME	MPH	DIFF	TIME OF DAY
1 -		20.844	120.9	10.055	15.350	121.1	1:05.920	89.58	3.414	14:07:11.709	
2 -	16.341	20.499	124.2	10.127	15.701	118.7	1:02.668	94.23	0.162	14:08:14.377	
3 -	16.615	21.471	117.7	10.384	15.412	120.0	1:03.882	92.44	1.376	14:09:18.259	
4 -	16.404	20.732	122.9	9.971	15.553	119.4	1:02.660	94.24	0.154	14:10:20.919	
5 -	16.552	20.783	121.3	9.990	15.490	117.1	1:02.815	94.01	0.309	14:11:23.734	
6 -	16.602	20.879	119.4	10.090	15.432	117.3	1:03.003	93.73	0.497	14:12:26.737	
7 -	16.489	21.092	119.4	10.004	15.358	117.5	1:02.943	93.82	0.437	14:13:29.680	
8 -	16.922	20.933	122.4	10.490	15.277	120.0	1:03.622	92.82	1.116	14:14:33.302	
9 -	16.823	20.956	120.6	10.234	15.398	120.0	1:03.411	93.13	0.905	14:15:36.713	
10 -	16.829	21.018	120.9	9.788	15.373	117.7	1:03.008	93.72	0.502	14:16:39.721	
11 -	16.601	20.963	118.5	9.931	15.326	118.1	1:02.821	94.00	0.315	14:17:42.542	
12 -	16.495	20.774	119.1	9.903	15.334	117.7	1:02.506 (1)	94.48		14:18:45.048	
13 -	16.491	20.929	119.6	9.876	15.271	118.3	1:02.567	94.38	0.061	14:19:47.615	
14 -	16.536	20.881	119.8	9.884	15.331	117.5	1:02.632	94.29	0.126	14:20:50.247	
15 -	16.569	20.964	118.9	10.290	15.494	118.9	1:03.317	93.27	0.811	14:21:53.564	
16 -	16.514	20.768	122.2	10.044	15.320	117.5	1:02.646	94.27	0.140	14:22:56.210	
17 -	16.520	20.857	118.5	10.215	15.469	119.4	1:03.061	93.65	0.555	14:23:59.271	
18 -	16.368	20.870	121.7	9.993	15.533	119.8	1:02.764	94.09	0.258	14:25:02.035	
19 -	16.366	20.906	120.9	9.887	15.482	119.4	1:02.641	94.27	0.135	14:26:04.676	
20 -	16.555	20.538	125.2	9.966	15.505	120.2	1:02.564 (3)	94.39	0.058	14:27:07.240	
21 -	16.453	20.700	121.5	9.941	15.465	119.8	1:02.559 (2)	94.40	0.053	14:28:09.799	
22 -	16.357	20.798	121.5	9.875	16.229	118.5	1:03.259	93.35	0.753	14:29:13.058	

P4 15		Harrison CROSBY				Honda - Banks Racing					
IDEAL LAP TIME : 1:02.160		BEST LAP TIME : 1:02.423		DIFFERENCE : 0.263							
LAP	SECTOR 1	SECTOR 2		SECTOR 3		SECTOR 4		LAP TIME	MPH	DIFF	TIME OF DAY
1 -		21.092	123.5	10.785	15.744	119.4	1:07.622	87.33	5.199	14:07:13.411	
2 -	16.761	20.909	122.2	10.040	15.427	119.8	1:03.137	93.53	0.714	14:08:16.548	
3 -	16.663	20.792	123.8	10.264	15.544	122.2	1:03.263	93.35	0.840	14:09:19.811	
4 -	16.403	20.885	121.3	10.046	15.320	120.2	1:02.654	94.25	0.231	14:10:22.465	
5 -	16.372	20.986	122.9	10.014	15.263	120.9	1:02.635 (3)	94.28	0.212	14:11:25.100	
6 -	16.357	20.883	122.9	10.085	15.299	121.1	1:02.624 (2)	94.30	0.201	14:12:27.724	
7 -	16.484	21.169	121.3	10.132	15.299	120.0	1:03.084	93.61	0.661	14:13:30.808	
8 -	16.551	20.991	119.1	10.279	15.524	118.9	1:03.345	93.23	0.922	14:14:34.153	
9 -	16.606	21.329	120.0	10.124	15.299	120.9	1:03.358	93.21	0.935	14:15:37.511	
10 -	16.586	21.077	122.6	10.236	15.356	120.6	1:03.255	93.36	0.832	14:16:40.766	
11 -	16.436	20.878	123.1	10.069	15.485	120.0	1:02.868	93.93	0.445	14:17:43.634	
12 -	16.624	20.933	121.5	10.019	15.214	120.9	1:02.790	94.05	0.367	14:18:46.424	
13 -	16.497	21.373	120.2	10.073	15.319	119.1	1:03.262	93.35	0.839	14:19:49.686	
14 -	16.427	21.015	120.2	9.958	15.341	118.7	1:02.741	94.12	0.318	14:20:52.427	
15 -	16.486	21.023	120.0	9.899	15.353	118.7	1:02.761	94.09	0.338	14:21:55.188	
16 -	16.441	20.939	121.5	9.870	15.394	118.3	1:02.644	94.27	0.221	14:22:57.832	
17 -	16.493	20.767	121.7	9.822	15.341	118.5	1:02.423 (1)	94.60		14:24:00.255	
18 -	16.561	20.884	120.6	10.021	15.334	118.5	1:02.800	94.03	0.377	14:25:03.055	
19 -	16.526	20.907	119.6	9.914	15.322	118.7	1:02.669	94.23	0.246	14:26:05.724	
20 -	16.570	21.003	119.4	9.943	15.357	117.9	1:02.873	93.93	0.450	14:27:08.597	
21 -	16.589	21.044	119.4	9.876	15.327	117.9	1:02.836	93.98	0.413	14:28:11.433	
22 -	16.565	21.185	117.7	9.960	15.407	118.1	1:03.117	93.56	0.694	14:29:14.550	

Weather / Track : Cloudy / Dry

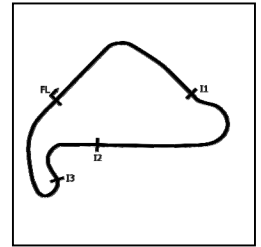
Silverstone
Circuit Length = 1.6404 miles
Start: 14:06 Flag 14:29 End: 14:30

MCRCB BULLETIN TK166

2021 Bennetts British Superbike Championship - Round 8

2021 Honda British Talent Cup

RACE 1 - SECTOR ANALYSIS



SECTOR 1 = FL to I1, SECTOR 2 = I1 to I2 SECTOR 3 = I2 to I3, SECTOR 4 = I3 to FL, DIFF = Difference To Personal Best Lap, P = Crossed Finish Line in Pit Lane, D = Time Disallowed

P5		7		Jamie LYONS		Honda - C&M Motors Ltd / Tooltec Racing					
IDEAL LAP TIME : 1:02.233		BEST LAP TIME : 1:02.567		DIFFERENCE : 0.334							
LAP	SECTOR 1	SECTOR 2		SECTOR 3		SECTOR 4		LAP TIME	MPH	DIFF	TIME OF DAY
1 -		21.017	123.1	10.120	15.411	119.1	1:06.129	89.30	3.562	14:07:11.918	
2 -	16.664	20.711	123.5	9.895	15.426	120.4	1:02.696	94.19	0.129	14:08:14.614	
3 -	16.528	21.368	118.7	10.246	15.478	119.1	1:03.620	92.82	1.053	14:09:18.234	
4 -	16.510	20.851	122.9	10.303	15.342	119.1	1:03.006	93.73	0.439	14:10:21.240	
5 -	16.576	20.827	121.7	10.005	15.516	118.3	1:02.924	93.85	0.357	14:11:24.164	
6 -	16.609	21.028	120.2	9.974	15.895	117.5	1:03.506	92.99	0.939	14:12:27.670	
7 -	16.596	21.170	122.4	9.949	15.393	118.7	1:03.108	93.58	0.541	14:13:30.778	
8 -	16.555	21.012	119.1	10.319	15.604	120.6	1:03.490	93.01	0.923	14:14:34.268	
9 -	16.432	21.048	118.1	10.196	15.515	120.4	1:03.191	93.45	0.624	14:15:37.459	
10 -	16.470	21.065	122.6	10.176	15.520	118.9	1:03.231	93.39	0.664	14:16:40.690	
11 -	16.446	20.726	123.3	10.046	15.455	118.1	1:02.673 (2)	94.22	0.106	14:17:43.363	
12 -	16.487	20.967	119.4	9.865	15.467	119.6	1:02.786	94.06	0.219	14:18:46.149	
13 -	16.701	21.032	117.3	9.802	15.465	118.1	1:03.000	93.74	0.433	14:19:49.149	
14 -	16.476	20.985	119.6	9.938	15.345	118.7	1:02.744	94.12	0.177	14:20:51.893	
15 -	16.541	20.991	118.7	9.871	15.390	117.9	1:02.793	94.04	0.226	14:21:54.686	
16 -	16.570	20.857	119.8	9.757	15.504	117.9	1:02.688 (3)	94.20	0.121	14:22:57.374	
17 -	16.640	21.062	118.5	10.039	15.333	119.8	1:03.074	93.63	0.507	14:24:00.448	
18 -	16.552	20.753	122.6	9.828	15.434	118.3	1:02.567 (1)	94.38		14:25:03.015	
19 -	16.537	20.961	119.4	10.107	15.491	118.5	1:03.096	93.59	0.529	14:26:06.111	
20 -	16.575	20.975	120.2	9.846	15.565	117.3	1:02.961	93.79	0.394	14:27:09.072	
21 -	16.598	20.886	120.9	9.873	15.435	118.5	1:02.792	94.05	0.225	14:28:11.864	
22 -	16.473	21.033	120.0	9.878	15.377	118.9	1:02.761	94.09	0.194	14:29:14.625	

P6		21		Troy JEFFREY		Honda - Stiggymotorsport					
IDEAL LAP TIME : 1:02.630		BEST LAP TIME : 1:03.003		DIFFERENCE : 0.373							
LAP	SECTOR 1	SECTOR 2		SECTOR 3		SECTOR 4		LAP TIME	MPH	DIFF	TIME OF DAY
1 -		21.136	119.8	10.688	15.821	121.1	1:07.518	87.46	4.515	14:07:13.307	
2 -	16.777	20.968	122.6	10.313	15.483	122.4	1:03.541	92.94	0.538	14:08:16.848	
3 -	16.585	21.040	123.3	10.308	15.372	123.3	1:03.305	93.28	0.302	14:09:20.153	
4 -	16.760	21.066	122.6	10.264	15.422	122.9	1:03.512	92.98	0.509	14:10:23.665	
5 -	16.739	20.815	123.1	10.110	15.457	120.0	1:03.121 (2)	93.56	0.118	14:11:26.786	
6 -	16.743	20.964	121.5	10.122	15.502	120.2	1:03.331	93.25	0.328	14:12:30.117	
7 -	16.716	20.874	122.4	10.136	15.473	119.8	1:03.199	93.44	0.196	14:13:33.316	
8 -	16.789	20.948	121.5	10.173	15.383	121.3	1:03.293	93.30	0.290	14:14:36.609	
9 -	16.839	20.784	119.8	9.948	15.432	120.6	1:03.003 (1)	93.73		14:15:39.612	
10 -	16.726	21.107	119.8	9.889	15.433	120.2	1:03.155 (3)	93.51	0.152	14:16:42.767	
11 -	16.752	21.058	120.6	9.949	15.437	119.6	1:03.196	93.45	0.193	14:17:45.963	
12 -	16.847	20.939	121.1	10.021	15.479	119.4	1:03.286	93.31	0.283	14:18:49.249	
13 -	16.830	20.919	120.9	9.984	15.469	120.4	1:03.202	93.44	0.199	14:19:52.451	
14 -	16.858	20.935	120.0	10.008	15.515	119.6	1:03.316	93.27	0.313	14:20:55.767	
15 -	16.831	20.942	120.6	10.088	15.435	119.6	1:03.296	93.30	0.293	14:21:59.063	
16 -	16.829	21.180	120.9	10.077	15.502	118.9	1:03.588	92.87	0.585	14:23:02.651	
17 -	16.848	21.061	119.8	9.900	15.601	119.6	1:03.410	93.13	0.407	14:24:06.061	
18 -	16.850	21.051	119.4	10.048	15.587	118.3	1:03.536	92.94	0.533	14:25:09.597	
19 -	16.896	21.080	119.4	9.947	15.631	118.1	1:03.554	92.92	0.551	14:26:13.151	
20 -	16.832	20.979	120.2	9.908	15.678	118.9	1:03.397	93.15	0.394	14:27:16.548	
21 -	16.852	21.111	119.8	9.953	15.669	118.5	1:03.585	92.87	0.582	14:28:20.133	
22 -	16.929	21.094	118.9	10.045	15.668	118.3	1:03.736	92.65	0.733	14:29:23.869	

Weather / Track : Cloudy / Dry

Silverstone

Circuit Length = 1.6404 miles

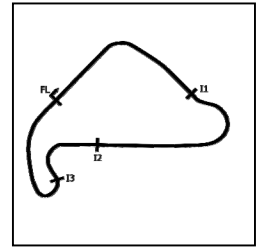
Start: 14:06 Flag 14:29 End: 14:30

MCRCB BULLETIN TK166

2021 Bennetts British Superbike Championship - Round 8

2021 Honda British Talent Cup

RACE 1 - SECTOR ANALYSIS



SECTOR 1 = FL to I1, SECTOR 2 = I1 to I2 SECTOR 3 = I2 to I3, SECTOR 4 = I3 to FL, DIFF = Difference To Personal Best Lap, P = Crossed Finish Line in Pit Lane, D = Time Disallowed

P7 79		Harley McCABE				Honda - MLav VisionTrack Academy			
IDEAL LAP TIME : 1:02.459		BEST LAP TIME : 1:02.862		DIFFERENCE : 0.403					
LAP	SECTOR 1	SECTOR 2	SECTOR 3	SECTOR 4	LAP TIME	MPH	DIFF	TIME OF DAY	
1 -		21.390	126.1	10.823	16.122 121.5	1:09.354	85.15	6.492	14:07:15.143
2 -	16.474	20.745	123.1	10.547	15.572 122.2	1:03.338	93.24	0.476	14:08:18.481
3 -	16.958	20.863	125.2	10.181	15.379 122.2	1:03.381	93.17	0.519	14:09:21.862
4 -	16.564	21.015	123.1	10.436	15.365 121.7	1:03.380	93.17	0.518	14:10:25.242
5 -	16.687	21.123	123.1	10.479	15.460 121.3	1:03.749	92.63	0.887	14:11:28.991
6 -	16.519	20.788	124.7	10.412	15.289 122.0	1:03.008	93.72	0.146	14:12:31.999
7 -	16.422	20.992	125.6	10.186	15.392 121.3	1:02.992	93.75	0.130	14:13:34.991
8 -	16.446	20.844	123.8	10.430	15.419 121.3	1:03.139	93.53	0.277	14:14:38.130
9 -	16.489	20.862	120.2	10.550	15.443 121.1	1:03.344	93.23	0.482	14:15:41.474
10 -	16.891	21.098	123.1	10.363	15.396 120.2	1:03.748	92.64	0.886	14:16:45.222
11 -	16.582	20.814	121.1	10.238	15.304 120.6	1:02.938 (3)	93.83	0.076	14:17:48.160
12 -	16.452	20.792	122.4	10.252	15.377 121.3	1:02.873 (2)	93.93	0.011	14:18:51.033
13 -	16.557	20.902	120.9	10.337	15.393 120.0	1:03.189	93.46	0.327	14:19:54.222
14 -	16.482	20.895	120.0	10.304	15.425 120.0	1:03.106	93.58	0.244	14:20:57.328
15 -	16.566	21.090	120.0	10.348	15.450 119.6	1:03.454	93.07	0.592	14:22:00.782
16 -	16.829	21.313	119.6	10.317	15.410 122.4	1:03.869	92.46	1.007	14:23:04.651
17 -	16.543	21.168	122.0	10.449	15.683 122.4	1:03.843	92.50	0.981	14:24:08.494
18 -	16.353	20.706	124.2	10.431	15.452 123.3	1:02.942	93.82	0.080	14:25:11.436
19 -	16.716	21.094	122.9	10.480	15.289 122.0	1:03.579	92.88	0.717	14:26:15.015
20 -	16.749	20.966	124.0	10.343	15.365 122.6	1:03.423	93.11	0.561	14:27:18.438
21 -	16.556	20.829	120.9	10.111	15.366 120.0	1:02.862 (1)	93.94		14:28:21.300
22 -	16.507	21.038	120.0	10.225	15.386 120.6	1:03.156	93.50	0.294	14:29:24.456

P8 53		Kiyano VEIJER				Honda - Microlise Cresswell Racing			
IDEAL LAP TIME : 1:02.671		BEST LAP TIME : 1:02.925		DIFFERENCE : 0.254					
LAP	SECTOR 1	SECTOR 2	SECTOR 3	SECTOR 4	LAP TIME	MPH	DIFF	TIME OF DAY	
1 -		21.176	122.4	10.719	15.667 122.2	1:07.251	87.81	4.326	14:07:13.040
2 -	16.747	20.765	125.6	10.418	15.524 120.9	1:03.454	93.07	0.529	14:08:16.494
3 -	16.723	20.815	124.0	10.421	15.583 122.9	1:03.542	92.94	0.617	14:09:20.036
4 -	17.017	21.139	123.5	10.476	15.475 122.2	1:04.107	92.12	1.182	14:10:24.143
5 -	16.757	20.857	124.7	10.341	15.373 122.2	1:03.328	93.25	0.403	14:11:27.471
6 -	16.856	20.714	124.5	10.365	15.459 121.1	1:03.394	93.15	0.469	14:12:30.865
7 -	16.817	20.888	123.5	10.275	15.499 120.9	1:03.479	93.03	0.554	14:13:34.344
8 -	16.869	20.733	122.4	10.432	15.433 121.7	1:03.467	93.05	0.542	14:14:37.811
9 -	16.952	20.970	123.1	10.408	15.435 123.5	1:03.765	92.61	0.840	14:15:41.576
10 -	16.909	21.213	123.3	10.321	15.428 122.2	1:03.871	92.46	0.946	14:16:45.447
11 -	16.729	20.815	124.9	10.262	15.374 123.5	1:03.180	93.47	0.255	14:17:48.627
12 -	16.786	20.835	123.8	10.148	15.426 122.9	1:03.195	93.45	0.270	14:18:51.822
13 -	16.806	20.791	124.2	10.279	15.324 123.1	1:03.200	93.44	0.275	14:19:55.022
14 -	16.630	20.676	123.3	10.205	15.414 122.6	1:02.925 (1)	93.85		14:20:57.947
15 -	16.565	20.697	120.6	10.448	15.411 124.2	1:03.121	93.56	0.196	14:22:01.068
16 -	16.817	21.035	122.6	10.106	15.555 120.4	1:03.513	92.98	0.588	14:23:04.581
17 -	16.688	20.848	121.5	10.197	15.496 119.8	1:03.229	93.40	0.304	14:24:07.810
18 -	16.800	20.705	120.9	10.376	15.516 120.2	1:03.397	93.15	0.472	14:25:11.207
19 -	16.823	20.908	121.7	10.597	15.404 122.0	1:03.732	92.66	0.807	14:26:14.939
20 -	16.659	20.863	121.5	10.401	15.580 120.4	1:03.503	92.99	0.578	14:27:18.442
21 -	16.703	20.700	122.9	10.257	15.388 122.0	1:03.048 (2)	93.66	0.123	14:28:21.490
22 -	16.700	20.824	120.2	10.206	15.390 122.9	1:03.120 (3)	93.56	0.195	14:29:24.610

Weather / Track : Cloudy / Dry

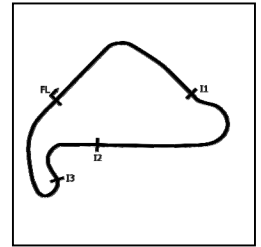
Silverstone
Circuit Length = 1.6404 miles
Start: 14:06 Flag 14:29 End: 14:30

MCRCB BULLETIN TK166

2021 Bennetts British Superbike Championship - Round 8

2021 Honda British Talent Cup

RACE 1 - SECTOR ANALYSIS



SECTOR 1 = FL to I1, SECTOR 2 = I1 to I2 SECTOR 3 = I2 to I3, SECTOR 4 = I3 to FL, DIFF = Difference To Personal Best Lap, P = Crossed Finish Line in Pit Lane, D = Time Disallowed

P9 12		Josh BANNISTER				Honda - Dunsley Heat Racing			
IDEAL LAP TIME : 1:02.511		BEST LAP TIME : 1:02.786				DIFFERENCE : 0.275			
LAP	SECTOR 1	SECTOR 2	SECTOR 3	SECTOR 4	LAP TIME	MPH	DIFF	TIME OF DAY	
1 -		21.306 122.9	10.780	15.876 119.8	1:09.247	85.28	6.461	14:07:15.036	
2 -	16.455	20.857 120.9	10.392	15.734 119.4	1:03.438	93.09	0.652	14:08:18.474	
3 -	16.698	21.074 118.9	10.278	15.529 121.1	1:03.579	92.88	0.793	14:09:22.053	
4 -	16.645	21.071 123.5	10.320	15.445 120.6	1:03.481	93.03	0.695	14:10:25.534	
5 -	16.549	21.136 121.3	10.448	15.480 120.9	1:03.613	92.83	0.827	14:11:29.147	
6 -	16.678	20.966 119.8	10.214	15.377 119.1	1:03.235	93.39	0.449	14:12:32.382	
7 -	16.387	20.983 121.3	10.242	15.397 121.7	1:03.009	93.72	0.223	14:13:35.391	
8 -	16.494	20.969 121.5	10.267	15.327 120.6	1:03.057	93.65	0.271	14:14:38.448	
9 -	16.445	20.827 120.2	10.259	15.469 119.8	1:03.000 (2)	93.74	0.214	14:15:41.448	
10 -	16.961	21.120 118.9	10.370	15.484 119.8	1:03.935	92.36	1.149	14:16:45.383	
11 -	16.550	20.990 116.7	10.122	15.440 119.4	1:03.102	93.58	0.316	14:17:48.485	
12 -	16.560	20.856 116.7	10.311	15.436 118.3	1:03.163	93.49	0.377	14:18:51.648	
13 -	16.648	21.115 119.1	10.161	15.384 119.1	1:03.308	93.28	0.522	14:19:54.956	
14 -	16.546	20.798 116.9	10.097	15.345 119.8	1:02.786 (1)	94.06		14:20:57.742	
15 -	16.449	21.100 118.9	10.276	15.429 120.0	1:03.254	93.36	0.468	14:22:00.996	
16 -	16.823	21.491 115.7	10.230	15.403 121.5	1:03.947	92.35	1.161	14:23:04.943	
17 -	16.526	21.012 116.7	10.357	15.592 120.4	1:03.487	93.02	0.701	14:24:08.430	
18 -	16.546	20.908 121.3	10.289	15.514 121.5	1:03.257	93.35	0.471	14:25:11.687	
19 -	16.622	21.249 118.7	10.992	15.287 119.4	1:04.150	92.06	1.364	14:26:15.837	
20 -	16.513	20.740 121.7	10.308	15.446 120.9	1:03.007 (3)	93.73	0.221	14:27:18.844	
21 -	16.538	21.036 119.8	10.118	15.346 121.1	1:03.038	93.68	0.252	14:28:21.882	
22 -	16.476	21.036 117.5	10.122	15.522 120.0	1:03.156	93.50	0.370	14:29:25.038	

P10 55		Harrison DESOY				Honda - Thorneycroft56 Racing			
IDEAL LAP TIME : 1:02.650		BEST LAP TIME : 1:02.836				DIFFERENCE : 0.186			
LAP	SECTOR 1	SECTOR 2	SECTOR 3	SECTOR 4	LAP TIME	MPH	DIFF	TIME OF DAY	
1 -		21.254 121.3	10.624	15.690 120.6	1:06.840	88.35	4.004	14:07:12.629	
2 -	16.755	20.991 123.1	10.340	15.437 121.7	1:03.523	92.96	0.687	14:08:16.152	
3 -	16.725	20.986 122.4	10.342	15.560 120.6	1:03.613	92.83	0.777	14:09:19.765	
4 -	17.081	21.183 119.8	10.121	15.442 119.8	1:03.827	92.52	0.991	14:10:23.592	
5 -	16.958	20.845 122.9	10.388	15.442 120.4	1:03.633	92.80	0.797	14:11:27.225	
6 -	16.827	20.987 120.9	10.233	15.451 118.7	1:03.498	93.00	0.662	14:12:30.723	
7 -	16.723	20.968 120.6	10.208	15.508 119.4	1:03.407	93.13	0.571	14:13:34.130	
8 -	16.808	21.051 119.8	10.285	15.466 119.6	1:03.610	92.84	0.774	14:14:37.740	
9 -	16.887	20.997 122.9	10.238	15.514 119.6	1:03.636	92.80	0.800	14:15:41.376	
10 -	16.870	21.192 119.6	10.245	15.498 118.9	1:03.805	92.55	0.969	14:16:45.181	
11 -	16.748	20.931 121.1	10.204	15.566 120.9	1:03.449	93.07	0.613	14:17:48.630	
12 -	16.699	21.081 121.7	10.181	15.485 120.9	1:03.446	93.08	0.610	14:18:52.076	
13 -	16.773	20.942 123.5	10.182	15.279 121.5	1:03.176	93.47	0.340	14:19:55.252	
14 -	16.519	20.769 121.5	10.218	15.330 122.4	1:02.836 (1)	93.98		14:20:58.088	
15 -	16.523	20.778 124.0	10.392	15.555 122.0	1:03.248	93.37	0.412	14:22:01.336	
16 -	16.886	20.991 119.1	10.489	15.424 122.4	1:03.790	92.57	0.954	14:23:05.126	
17 -	16.509	20.819 121.7	10.211	15.430 120.2	1:02.969 (2)	93.78	0.133	14:24:08.095	
18 -	16.584	20.771 121.7	10.171	15.547 117.9	1:03.073 (3)	93.63	0.237	14:25:11.168	
19 -	16.932	20.879 121.1	10.237	15.633 118.1	1:03.681	92.73	0.845	14:26:14.849	
20 -	16.843	20.872 122.9	10.232	15.535 117.7	1:03.482	93.02	0.646	14:27:18.331	
21 -	17.002	20.801 122.2	10.211	15.251 122.4	1:03.265	93.34	0.429	14:28:21.596	
22 -	16.705	21.089 119.4	10.292	15.402 120.9	1:03.488	93.02	0.652	14:29:25.084	

Weather / Track : Cloudy / Dry

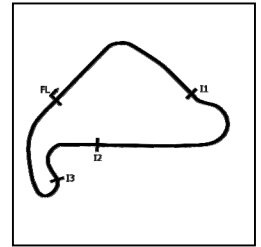
Silverstone
Circuit Length = 1.6404 miles
Start: 14:06 Flag 14:29 End: 14:30

MCRCB BULLETIN TK166

2021 Bennetts British Superbike Championship - Round 8

2021 Honda British Talent Cup

RACE 1 - SECTOR ANALYSIS



SECTOR 1 = FL to I1, SECTOR 2 = I1 to I2 SECTOR 3 = I2 to I3, SECTOR 4 = I3 to FL, DIFF = Difference To Personal Best Lap, P = Crossed Finish Line in Pit Lane, D = Time Disallowed

P11 29		Lucas BROWN		Honda - Amphibian Scaffolding / SP125 Racing						
IDEAL LAP TIME : 1:02.666		BEST LAP TIME : 1:03.005		DIFFERENCE : 0.339						
LAP	SECTOR 1	SECTOR 2	SECTOR 3	SECTOR 4	LAP TIME	MPH	DIFF	TIME OF DAY		
1 -		21.339	124.2	10.368	15.558	120.0	1:06.649	88.60	3.644	14:07:12.438
2 -	16.678	20.975	119.8	10.313	15.652	120.0	1:03.618	92.83	0.613	14:08:16.056
3 -	16.650	21.301	121.1	10.082	15.507	118.3	1:03.540	92.94	0.535	14:09:19.596
4 -	16.652	20.928	122.4	10.167	15.345	120.0	1:03.092	93.60	0.087	14:10:22.688
5 -	16.517	21.022	121.3	10.012	15.454	118.7	1:03.005 (1)	93.73		14:11:25.693
6 -	16.746	21.085	119.1	10.075	15.508	117.7	1:03.414	93.12	0.409	14:12:29.107
7 -	16.792	21.014	119.6	10.127	15.537	116.3	1:03.470	93.04	0.465	14:13:32.577
8 -	16.877	21.109	117.9	10.052	15.830	116.7	1:03.868	92.46	0.863	14:14:36.445
9 -	17.098	21.194	117.9	10.010	15.520	117.9	1:03.822	92.53	0.817	14:15:40.267
10 -	16.699	21.015	117.3	10.173	15.489	117.9	1:03.376	93.18	0.371	14:16:43.643
11 -	16.838	21.039	118.3	10.075	15.490	117.3	1:03.442	93.08	0.437	14:17:47.085
12 -	16.868	21.195	117.7	10.046	15.531	116.1	1:03.640	92.79	0.635	14:18:50.725
13 -	16.994	21.047	120.6	10.128	15.513	118.9	1:03.682	92.73	0.677	14:19:54.407
14 -	16.634	21.039	118.5	9.987	15.419	119.1	1:03.079 (3)	93.62	0.074	14:20:57.486
15 -	16.516	21.120	121.3	10.287	15.492	118.5	1:03.415	93.12	0.410	14:22:00.901
16 -	16.833	21.443	120.4	10.169	15.471	121.1	1:03.916	92.39	0.911	14:23:04.817
17 -	16.660	21.048	120.2	10.212	15.641	119.4	1:03.561	92.91	0.556	14:24:08.378
18 -	16.545	20.977	122.9	10.008	15.489	121.1	1:03.019 (2)	93.71	0.014	14:25:11.397
19 -	16.885	21.274	119.8	10.503	15.346	119.8	1:04.008	92.26	1.003	14:26:15.405
20 -	16.506	21.104	122.0	10.168	15.475	120.0	1:03.253	93.36	0.248	14:27:18.658
21 -	16.786	21.074	122.2	10.181	15.245	122.0	1:03.286	93.31	0.281	14:28:21.944
22 -	16.654	20.956	121.7	10.142	15.523	121.7	1:03.275	93.33	0.270	14:29:25.219

P12 40		Julian CORREA		Honda - Microlise Cresswell Racing						
IDEAL LAP TIME : 1:03.000		BEST LAP TIME : 1:03.217		DIFFERENCE : 0.217						
LAP	SECTOR 1	SECTOR 2	SECTOR 3	SECTOR 4	LAP TIME	MPH	DIFF	TIME OF DAY		
1 -		21.890	117.3	11.167	15.599	120.6	1:07.624	87.33	4.407	14:07:13.413
2 -	16.874	21.069	124.0	10.509	15.392	121.7	1:03.844	92.50	0.627	14:08:17.257
3 -	16.641	21.056	123.1	10.449	15.384	121.3	1:03.530	92.95	0.313	14:09:20.787
4 -	16.603	21.392	121.7	10.563	15.461	121.1	1:04.019	92.24	0.802	14:10:24.806
5 -	16.560	21.092	122.2	10.433	15.434	119.8	1:03.519	92.97	0.302	14:11:28.325
6 -	16.598	20.983	122.2	10.372	15.309	120.0	1:03.262 (3)	93.35	0.045	14:12:31.587
7 -	16.629	21.074	121.5	10.515	15.418	121.7	1:03.636	92.80	0.419	14:13:35.223
8 -	16.552	20.979	122.4	10.642	15.298	122.4	1:03.471	93.04	0.254	14:14:38.694
9 -	16.636	20.964	121.7	10.357	15.260	121.5	1:03.217 (1)	93.41		14:15:41.911
10 -	16.711	21.402	122.6	10.418	15.252	123.1	1:03.783	92.59	0.566	14:16:45.694
11 -	16.559	21.012	124.2	10.449	15.220	123.1	1:03.240 (2)	93.38	0.023	14:17:48.934
12 -	16.552	21.074	123.5	10.425	15.334	122.2	1:03.385	93.17	0.168	14:18:52.319
13 -	16.558	21.115	124.2	10.577	15.358	121.5	1:03.608	92.84	0.391	14:19:55.927
14 -	16.532	21.032	121.3	10.432	15.465	119.4	1:03.461	93.05	0.244	14:20:59.388
15 -	16.590	21.122	120.9	10.505	15.379	120.2	1:03.596	92.86	0.379	14:22:02.984
16 -	16.620	21.216	121.3	10.493	15.441	119.6	1:03.770	92.60	0.553	14:23:06.754
17 -	16.634	21.197	120.9	10.401	15.435	118.9	1:03.667	92.75	0.450	14:24:10.421
18 -	16.459	21.273	119.6	10.513	15.332	119.8	1:03.577	92.89	0.360	14:25:13.998
19 -	16.589	21.267	120.0	10.411	15.380	119.8	1:03.647	92.78	0.430	14:26:17.645
20 -	16.620	21.194	120.0	10.448	15.301	118.5	1:03.563	92.91	0.346	14:27:21.208
21 -	16.640	21.133	120.9	10.520	15.430	118.9	1:03.723	92.67	0.506	14:28:24.931
22 -	16.841	21.289	117.9	10.411	15.401	118.7	1:03.942	92.35	0.725	14:29:28.873

Weather / Track : Cloudy / Dry

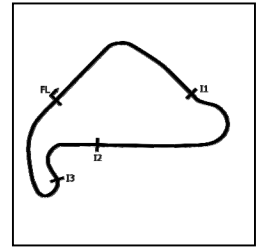
Silverstone
Circuit Length = 1.6404 miles
Start: 14:06 Flag 14:29 End: 14:30

MCRCB BULLETIN TK166

2021 Bennetts British Superbike Championship - Round 8

2021 Honda British Talent Cup

RACE 1 - SECTOR ANALYSIS



SECTOR 1 = FL to I1, SECTOR 2 = I1 to I2 SECTOR 3 = I2 to I3, SECTOR 4 = I3 to FL, DIFF = Difference To Personal Best Lap, P = Crossed Finish Line in Pit Lane, D = Time Disallowed

P13 96		Rossi BANHAM		Honda - MJL Racing						
IDEAL LAP TIME : 1:03.008		BEST LAP TIME : 1:03.387		DIFFERENCE : 0.379						
LAP	SECTOR 1	SECTOR 2	SECTOR 3	SECTOR 4	LAP TIME	MPH	DIFF	TIME OF DAY		
1 -		21.358	122.9	10.644	15.504	120.0	1:08.695	85.96	5.308	14:07:14.484
2 -	16.792	21.159	118.9	10.619	15.623	120.6	1:04.193	91.99	0.806	14:08:18.677
3 -	16.850	21.246	121.1	10.343	15.569	117.1	1:04.008	92.26	0.621	14:09:22.685
4 -	16.961	20.976	119.8	10.328	15.509	117.9	1:03.774	92.60	0.387	14:10:26.459
5 -	16.968	21.039	120.2	10.269	15.493	117.1	1:03.769	92.61	0.382	14:11:30.228
6 -	17.063	20.999	120.0	10.150	15.513	117.9	1:03.725	92.67	0.338	14:12:33.953
7 -	16.894	21.039	119.8	10.294	15.511	117.7	1:03.738	92.65	0.351	14:13:37.691
8 -	16.919	20.967	120.0	10.277	15.650	118.9	1:03.813	92.54	0.426	14:14:41.504
9 -	16.796	20.959	120.2	10.243	15.736	117.3	1:03.734	92.66	0.347	14:15:45.238
10 -	16.676	21.091	121.3	10.209	15.606	116.3	1:03.582	92.88	0.195	14:16:48.820
11 -	17.230	21.019	120.6	10.343	15.560	116.7	1:04.152	92.05	0.765	14:17:52.972
12 -	17.106	21.244	116.7	10.362	15.594	115.7	1:04.306	91.83	0.919	14:18:57.278
13 -	17.020	21.181	115.9	10.511	15.865	117.5	1:04.577	91.45	1.190	14:20:01.855
14 -	16.853	21.076	119.6	10.344	15.429	118.5	1:03.702	92.70	0.315	14:21:05.557
15 -	16.629	21.124	119.8	10.223	15.625	118.1	1:03.601	92.85	0.214	14:22:09.158
16 -	16.885	21.159	118.7	10.225	15.452	117.9	1:03.721	92.68	0.334	14:23:12.879
17 -	16.725	21.101	118.5	10.244	15.443	117.7	1:03.513	(3) 92.98	0.126	14:24:16.392
18 -	16.814	21.049	118.7	10.269	15.411	119.4	1:03.543	92.93	0.156	14:25:19.935
19 -	16.665	21.066	120.2	10.156	15.575	116.1	1:03.462	(2) 93.05	0.075	14:26:23.397
20 -	16.886	20.918	120.2	10.234	15.604	116.9	1:03.642	92.79	0.255	14:27:27.039
21 -	16.767	20.818	120.4	10.284	15.518	116.5	1:03.387	(1) 93.16		14:28:30.426
22 -	17.101	21.296	116.3	10.375	15.576	116.1	1:04.348	91.77	0.961	14:29:34.774

P14 41		Luca HOPKINS		Honda - Wilson Racing						
IDEAL LAP TIME : 1:03.034		BEST LAP TIME : 1:03.445		DIFFERENCE : 0.411						
LAP	SECTOR 1	SECTOR 2	SECTOR 3	SECTOR 4	LAP TIME	MPH	DIFF	TIME OF DAY		
1 -		20.922	123.3	11.015	15.641	123.3	1:07.868	87.01	4.423	14:07:13.657
2 -	16.832	20.952	124.0	10.741	15.488	121.7	1:04.013	92.25	0.568	14:08:17.670
3 -	16.845	20.959	123.3	10.549	15.564	120.6	1:03.917	92.39	0.472	14:09:21.587
4 -	16.875	21.187	124.5	10.568	15.374	122.9	1:04.004	92.27	0.559	14:10:25.591
5 -	16.782	20.869	123.5	10.787	15.475	120.9	1:03.913	92.40	0.468	14:11:29.504
6 -	16.880	21.099	122.9	10.431	15.526	119.8	1:03.936	92.36	0.491	14:12:33.440
7 -	16.762	21.148	121.3	10.404	15.571	118.7	1:03.885	92.44	0.440	14:13:37.325
8 -	16.745	21.236	119.4	10.370	15.602	119.4	1:03.953	92.34	0.508	14:14:41.278
9 -	16.779	21.043	119.6	10.391	15.645	118.7	1:03.858	92.48	0.413	14:15:45.136
10 -	16.717	21.083	120.4	10.598	15.361	119.8	1:03.759	92.62	0.314	14:16:48.895
11 -	16.990	21.128	119.6	10.722	15.351	120.4	1:04.191	92.00	0.746	14:17:53.086
12 -	17.069	21.237	120.4	10.804	15.343	119.8	1:04.453	91.62	1.008	14:18:57.539
13 -	16.850	21.071	119.1	10.575	15.697	118.5	1:04.193	91.99	0.748	14:20:01.732
14 -	16.831	20.995	118.5	10.413	15.412	119.1	1:03.651	92.78	0.206	14:21:05.383
15 -	16.645	21.063	118.7	10.359	15.506	118.5	1:03.573	92.89	0.128	14:22:08.956
16 -	16.750	21.048	119.1	10.216	15.518	117.7	1:03.532	(2) 92.95	0.087	14:23:12.488
17 -	16.759	20.830	119.4	10.307	15.549	118.3	1:03.445	(1) 93.08		14:24:15.933
18 -	16.757	21.078	118.9	10.505	15.533	119.1	1:03.873	92.45	0.428	14:25:19.806
19 -	16.693	21.010	118.7	10.217	15.633	117.9	1:03.553	(3) 92.92	0.108	14:26:23.359
20 -	16.801	20.843	119.6	10.278	15.641	117.3	1:03.563	92.91	0.118	14:27:26.922
21 -	16.801	20.830	119.4	10.757	15.346	120.2	1:03.734	92.66	0.289	14:28:30.656
22 -	16.975	21.278	117.5	10.850	15.444	119.1	1:04.547	91.49	1.102	14:29:35.203

Weather / Track : Cloudy / Dry

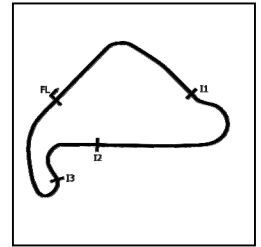
Silverstone
Circuit Length = 1.6404 miles
Start: 14:06 Flag 14:29 End: 14:30

MCRCB BULLETIN TK166

2021 Bennetts British Superbike Championship - Round 8

2021 Honda British Talent Cup

RACE 1 - SECTOR ANALYSIS



SECTOR 1 = FL to I1, SECTOR 2 = I1 to I2 SECTOR 3 = I2 to I3, SECTOR 4 = I3 to FL, DIFF = Difference To Personal Best Lap, P = Crossed Finish Line in Pit Lane, D = Time Disallowed

P15 23		Rhys STEPHENSON				Honda - Rocket Racing					
IDEAL LAP TIME : 1:02.553		BEST LAP TIME : 1:02.910				DIFFERENCE : 0.357					
LAP	SECTOR 1	SECTOR 2		SECTOR 3		SECTOR 4		LAP TIME	MPH	DIFF	TIME OF DAY
1 -	OUTLAP	21.402	119.6	10.161	15.850	116.3	1:28.379	66.82	25.469	14:07:34.168	
2 -	16.656	20.944	119.6	10.206	15.500	117.5	1:03.306	93.28	0.396	14:08:37.474	
3 -	16.573	21.323	117.9	10.168	15.486	117.5	1:03.550	92.92	0.640	14:09:41.024	
4 -	16.695	21.143	119.6	10.075	15.416	117.5	1:03.329	93.25	0.419	14:10:44.353	
5 -	16.645	20.914	120.6	10.091	15.484	117.9	1:03.134	93.54	0.224	14:11:47.487	
6 -	16.878	21.062	119.8	10.138	15.526	116.3	1:03.604	92.85	0.694	14:12:51.091	
7 -	16.701	21.089	118.3	10.359	15.619	117.9	1:03.768	92.61	0.858	14:13:54.859	
8 -	16.498	20.920	118.7	10.207	15.577	118.5	1:03.202	93.44	0.292	14:14:58.061	
9 -	16.545	20.921	119.4	10.187	15.430	119.1	1:03.083	93.61	0.173	14:16:01.144	
10 -	16.428	20.840	122.4	10.181	15.739	118.1	1:03.188	93.46	0.278	14:17:04.332	
11 -	16.691	21.262	115.7	10.187	15.482	117.7	1:03.622	92.82	0.712	14:18:07.954	
12 -	16.685	21.186	117.7	10.221	15.446	117.3	1:03.538	92.94	0.628	14:19:11.492	
13 -	16.559	21.030	118.9	10.120	15.509	117.1	1:03.218	93.41	0.308	14:20:14.710	
14 -	16.591	21.064	118.1	10.298	15.450	117.7	1:03.403	93.14	0.493	14:21:18.113	
15 -	16.601	20.972	118.5	10.305	15.468	117.7	1:03.346	93.22	0.436	14:22:21.459	
16 -	16.589	20.847	120.4	10.225	15.481	117.5	1:03.142	93.52	0.232	14:23:24.601	
17 -	16.667	20.827	122.0	10.107	15.309	120.6	1:02.910 (1)	93.87		14:24:27.511	
18 -	16.342	21.039	120.4	10.168	15.364	118.7	1:02.913 (2)	93.87	0.003	14:25:30.424	
19 -	16.485	20.871	122.6	10.173	15.562	116.5	1:03.091	93.60	0.181	14:26:33.515	
20 -	16.542	20.874	118.7	10.086	15.568	116.3	1:03.070 (3)	93.63	0.160	14:27:36.585	
21 -	16.540	20.912	119.1	10.205	15.521	116.9	1:03.178	93.47	0.268	14:28:39.763	
22 -	16.720	21.071	118.1	10.141	15.485	116.7	1:03.417	93.12	0.507	14:29:43.180	

P16 65		Alexander ROWAN				Honda - Victoria House Mortimer Racing					
IDEAL LAP TIME : 1:03.024		BEST LAP TIME : 1:03.244				DIFFERENCE : 0.220					
LAP	SECTOR 1	SECTOR 2		SECTOR 3		SECTOR 4		LAP TIME	MPH	DIFF	TIME OF DAY
1 -		21.830	124.7	11.158	15.978	122.2	1:10.789	83.42	7.545	14:07:16.578	
2 -	16.818	21.119	126.6	10.999	15.839	121.5	1:04.775	91.17	1.531	14:08:21.353	
3 -	16.943	21.468	124.7	10.857	15.740	120.2	1:05.008	90.84	1.764	14:09:26.361	
4 -	16.873	21.464	122.0	10.827	15.756	120.2	1:04.920	90.96	1.676	14:10:31.281	
5 -	16.903	21.291	122.2	10.877	15.669	119.8	1:04.740	91.22	1.496	14:11:36.021	
6 -	16.781	21.163	122.2	11.003	15.731	120.0	1:04.678	91.30	1.434	14:12:40.699	
7 -	16.710	21.170	121.5	10.940	15.650	120.4	1:04.470	91.60	1.226	14:13:45.169	
8 -	16.612	21.111	121.1	10.854	15.847	119.6	1:04.424	91.66	1.180	14:14:49.593	
9 -	16.867	21.313	120.9	10.798	15.736	120.6	1:04.714	91.25	1.470	14:15:54.307	
10 -	16.614	21.090	121.5	10.724	15.632	120.4	1:04.060	92.18	0.816	14:16:58.367	
11 -	16.614	20.986	121.7	10.627	15.618	120.9	1:03.845	92.50	0.601	14:18:02.212	
12 -	16.517	21.063	122.2	10.831	15.506	120.9	1:03.917	92.39	0.673	14:19:06.129	
13 -	16.449	20.816	122.2	10.809	15.502	121.5	1:03.576 (3)	92.89	0.332	14:20:09.705	
14 -	16.484	21.247	120.4	11.023	15.538	122.2	1:04.292	91.85	1.048	14:21:13.997	
15 -	16.710	21.231	118.9	10.924	15.482	122.0	1:04.347	91.77	1.103	14:22:18.344	
16 -	16.571	20.790	121.3	10.640	15.579	120.0	1:03.580	92.88	0.336	14:23:21.924	
17 -	16.579	21.224	121.3	10.684	15.569	120.2	1:04.056	92.19	0.812	14:24:25.980	
18 -	16.455	20.980	119.8	10.721	15.441	122.0	1:03.597	92.86	0.353	14:25:29.577	
19 -	16.682	21.034	120.2	10.771	15.714	121.3	1:04.201	91.98	0.957	14:26:33.778	
20 -	16.454	20.974	121.5	10.673	15.550	120.2	1:03.651	92.78	0.407	14:27:37.429	
21 -	16.386	20.843	121.7	10.580	15.435	120.4	1:03.244 (1)	93.37		14:28:40.673	
22 -	16.385	21.014	121.7	10.414	15.489	120.2	1:03.302 (2)	93.29	0.058	14:29:43.975	

Weather / Track : Cloudy / Dry

Silverstone

Circuit Length = 1.6404 miles

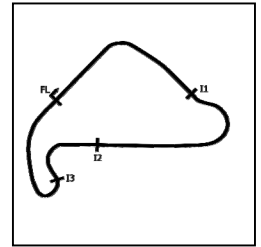
Start: 14:06 Flag 14:29 End: 14:30

MCRCB BULLETIN TK166

2021 Bennetts British Superbike Championship - Round 8

2021 Honda British Talent Cup

RACE 1 - SECTOR ANALYSIS



SECTOR 1 = FL to I1, SECTOR 2 = I1 to I2 SECTOR 3 = I2 to I3, SECTOR 4 = I3 to FL, DIFF = Difference To Personal Best Lap, P = Crossed Finish Line in Pit Lane, D = Time Disallowed

P17 61		Harrison MACKAY		Honda - True Heroes Racing / Super Soco						
IDEAL LAP TIME : 1:03.415		BEST LAP TIME : 1:03.577		DIFFERENCE : 0.162						
LAP	SECTOR 1	SECTOR 2	SECTOR 3	SECTOR 4	LAP TIME	MPH	DIFF	TIME OF DAY		
1 -		21.352	126.1	10.827	15.752	123.3	1:08.862	85.76	5.285	14:07:14.651
2 -	16.982	21.136	124.5	10.775	15.859	121.5	1:04.752	91.20	1.175	14:08:19.403
3 -	17.024	21.141	123.3	10.547	15.798	120.4	1:04.510	91.54	0.933	14:09:23.913
4 -	16.820	21.291	122.6	10.575	15.734	121.1	1:04.420	91.67	0.843	14:10:28.333
5 -	16.764	21.015	123.8	10.741	16.093	117.1	1:04.613	91.40	1.036	14:11:32.946
6 -	17.083	21.162	120.6	10.521	15.763	118.7	1:04.529	91.51	0.952	14:12:37.475
7 -	17.030	21.106	120.0	10.562	15.711	118.9	1:04.409	91.69	0.832	14:13:41.884
8 -	16.860	21.216	119.4	10.648	15.773	119.1	1:04.497	91.56	0.920	14:14:46.381
9 -	16.988	21.239	119.6	10.535	15.638	120.0	1:04.400	91.70	0.823	14:15:50.781
10 -	16.833	21.098	120.0	10.629	15.612	118.9	1:04.172	92.02	0.595	14:16:54.953
11 -	16.956	21.201	119.1	10.527	15.728	118.3	1:04.412	91.68	0.835	14:17:59.365
12 -	16.947	21.226	118.9	10.552	15.584	118.3	1:04.309	91.83	0.732	14:19:03.674
13 -	16.896	21.193	119.4	10.500	15.638	118.5	1:04.227	91.94	0.650	14:20:07.901
14 -	16.923	21.293	118.5	10.546	15.638	118.1	1:04.400	91.70	0.823	14:21:12.301
15 -	16.926	21.144	118.3	10.544	15.551	118.9	1:04.165	92.03	0.588	14:22:16.466
16 -	16.844	21.174	119.1	10.458	15.722	117.9	1:04.198	91.99	0.621	14:23:20.664
17 -	16.995	21.089	119.8	10.508	15.708	118.3	1:04.300	91.84	0.723	14:24:24.964
18 -	16.906	21.215	118.1	10.554	15.694	118.3	1:04.369	91.74	0.792	14:25:29.333
19 -	16.936	21.448	121.1	10.695	15.532	121.3	1:04.611	91.40	1.034	14:26:33.944
20 -	16.673	20.944	122.6	10.596	15.599	120.2	1:03.812 (2)	92.54	0.235	14:27:37.756
21 -	16.712	21.067	121.1	10.355	15.443	119.8	1:03.577 (1)	92.89		14:28:41.333
22 -	16.701	21.163	120.0	10.462	15.633	119.1	1:03.959 (3)	92.33	0.382	14:29:45.292

P18 33		JJ CUNNINGHAM		Honda - Thorneycroft56 / JCRsupersport						
IDEAL LAP TIME : 1:03.490		BEST LAP TIME : 1:03.679		DIFFERENCE : 0.189						
LAP	SECTOR 1	SECTOR 2	SECTOR 3	SECTOR 4	LAP TIME	MPH	DIFF	TIME OF DAY		
1 -		21.315	121.5	10.477	15.836	120.4	1:08.243	86.53	4.564	14:07:14.032
2 -	16.971	21.110	120.9	10.335	15.813	119.6	1:04.229	91.94	0.550	14:08:18.261
3 -	17.182	21.567	120.0	10.493	15.806	117.5	1:05.048	90.78	1.369	14:09:23.309
4 -	17.148	21.373	119.1	10.332	15.701	118.3	1:04.554	91.48	0.875	14:10:27.863
5 -	17.023	21.272	118.3	10.639	16.092	116.5	1:05.026	90.82	1.347	14:11:32.889
6 -	17.197	21.480	120.6	10.361	15.743	118.3	1:04.781	91.16	1.102	14:12:37.670
7 -	17.082	21.229	119.8	10.431	15.576	120.0	1:04.318	91.81	0.639	14:13:41.988
8 -	16.969	21.170	120.9	10.692	15.693	119.8	1:04.524	91.52	0.845	14:14:46.512
9 -	16.989	21.328	119.4	10.485	15.612	119.1	1:04.414	91.68	0.735	14:15:50.926
10 -	16.883	21.282	121.1	10.583	15.778	119.1	1:04.526	91.52	0.847	14:16:55.452
11 -	16.884	21.411	117.1	10.270	15.730	117.5	1:04.295	91.85	0.616	14:17:59.747
12 -	17.074	21.458	116.5	10.235	15.680	116.9	1:04.447	91.63	0.768	14:19:04.194
13 -	16.958	21.486	117.7	10.320	15.748	116.5	1:04.512	91.54	0.833	14:20:08.706
14 -	17.036	21.560	116.5	10.283	15.631	117.3	1:04.510	91.54	0.831	14:21:13.216
15 -	16.941	21.556	117.3	10.441	15.795	116.9	1:04.733	91.23	1.054	14:22:17.949
16 -	16.948	21.563	117.3	10.271	15.668	117.1	1:04.450	91.63	0.771	14:23:22.399
17 -	17.165	21.288	118.5	10.191	15.565	117.3	1:04.209	91.97	0.530	14:24:26.608
18 -	16.920	21.375	116.3	10.380	15.507	118.5	1:04.182	92.01	0.503	14:25:30.790
19 -	16.719	21.216	117.3	10.154	15.590	118.9	1:03.679 (1)	92.74		14:26:34.469
20 -	16.867	21.343	117.1	10.246	15.604	117.9	1:04.060 (3)	92.18	0.381	14:27:38.529
21 -	16.833	21.311	117.9	10.189	15.559	117.9	1:03.892 (2)	92.43	0.213	14:28:42.421
22 -	16.870	21.447	118.9	10.169	15.607	117.5	1:04.093	92.14	0.414	14:29:46.514

Weather / Track : Cloudy / Dry

Silverstone

Circuit Length = 1.6404 miles

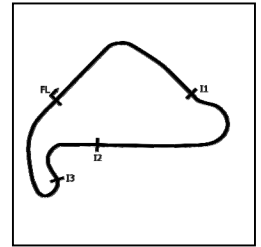
Start: 14:06 Flag 14:29 End: 14:30

MCRCB BULLETIN TK166

2021 Bennetts British Superbike Championship - Round 8

2021 Honda British Talent Cup

RACE 1 - SECTOR ANALYSIS



SECTOR 1 = FL to I1, SECTOR 2 = I1 to I2 SECTOR 3 = I2 to I3, SECTOR 4 = I3 to FL, DIFF = Difference To Personal Best Lap, P = Crossed Finish Line in Pit Lane, D = Time Disallowed

P19 2 Rhys COATES		Honda - Ernie Coates Race Support / SP125 Racing							
IDEAL LAP TIME : 1:03.531		BEST LAP TIME : 1:03.590		DIFFERENCE : 0.059					
LAP	SECTOR 1	SECTOR 2	SECTOR 3	SECTOR 4	LAP TIME	MPH	DIFF	TIME OF DAY	
1 -		21.694 124.9	10.885	15.910 120.4	1:09.530	84.93	5.940	14:07:15.319	
2 -	16.801	21.176 121.3	10.650	15.860 119.6	1:04.487	91.57	0.897	14:08:19.806	
3 -	16.809	21.680 120.2	10.389	15.754 118.3	1:04.632	91.37	1.042	14:09:24.438	
4 -	16.788	21.471 119.8	10.442	15.846 118.1	1:04.547	91.49	0.957	14:10:28.985	
5 -	16.888	21.500 118.9	10.349	15.727 117.1	1:04.464	91.61	0.874	14:11:33.449	
6 -	16.912	21.691 119.8	10.332	15.773 117.3	1:04.708	91.26	1.118	14:12:38.157	
7 -	16.945	21.644 118.1	10.354	15.796 117.1	1:04.739	91.22	1.149	14:13:42.896	
8 -	16.866	21.624 116.3	10.411	15.801 117.1	1:04.702	91.27	1.112	14:14:47.598	
9 -	16.883	21.725 115.1	10.277	15.835 116.9	1:04.720	91.24	1.130	14:15:52.318	
10 -	16.886	21.398 116.9	10.158	15.717 116.5	1:04.159	92.04	0.569	14:16:56.477	
11 -	16.849	21.472 117.1	10.139	15.658 117.1	1:04.118	92.10	0.528	14:18:00.595	
12 -	16.878	21.389 118.1	10.188	15.515 118.9	1:03.970	92.31	0.380	14:19:04.565	
13 -	16.701	21.649 120.0	10.371	15.729 118.5	1:04.450	91.63	0.860	14:20:09.015	
14 -	16.894	21.667 119.8	10.378	15.702 117.1	1:04.641	91.36	1.051	14:21:13.656	
15 -	16.894	21.472 120.2	10.265	15.657 117.9	1:04.288	91.86	0.698	14:22:17.944	
16 -	17.046	21.530 118.9	10.330	15.656 118.7	1:04.562	91.47	0.972	14:23:22.506	
17 -	16.933	21.418 117.9	10.348	15.670 118.1	1:04.369	91.74	0.779	14:24:26.875	
18 -	16.734				1:04.176	92.02	0.586	14:25:31.051	
19 -					1:03.590 (1)	92.87		14:26:34.641	
20 -					1:04.227	91.94	0.637	14:27:38.868	
21 -					1:03.873 (3)	92.45	0.283	14:28:42.741	
22 -					1:03.827 (2)	92.52	0.237	14:29:46.568	

P20 5 Mason JOHNSON		Honda - Johnson Racing							
IDEAL LAP TIME : 1:03.534		BEST LAP TIME : 1:03.996		DIFFERENCE : 0.462					
LAP	SECTOR 1	SECTOR 2	SECTOR 3	SECTOR 4	LAP TIME	MPH	DIFF	TIME OF DAY	
1 -		21.325 121.7	10.505	15.787 119.1	1:08.405	86.33	4.409	14:07:14.194	
2 -	16.937	21.108 122.4	10.391	15.781 119.6	1:04.217 (3)	91.96	0.221	14:08:18.411	
3 -	17.023	21.010 121.5	10.328	15.987 117.9	1:04.348	91.77	0.352	14:09:22.759	
4 -	17.041	21.050 120.2	10.271	15.634 117.5	1:03.996 (1)	92.28		14:10:26.755	
5 -	16.816	21.202 120.2	10.273	15.800 116.5	1:04.091 (2)	92.14	0.095	14:11:30.846	
6 -	17.000	21.182 118.9	10.081	15.955 115.7	1:04.218	91.96	0.222	14:12:35.064	
7 -	17.105	21.585 116.9	10.230	15.943 114.7	1:04.863	91.04	0.867	14:13:39.927	
8 -	17.186	21.620 115.1	10.133	16.011 114.5	1:04.950	90.92	0.954	14:14:44.877	
9 -	17.184	21.692 113.7	10.079	16.163 113.9	1:05.118	90.69	1.122	14:15:49.995	
10 -	17.296	21.675 116.5	10.521	15.885 115.5	1:05.377	90.33	1.381	14:16:55.372	
11 -	17.064	21.414 118.5	10.337	15.846 116.5	1:04.661	91.33	0.665	14:18:00.033	
12 -	16.908	21.453 117.3	10.331	15.696 116.3	1:04.388	91.72	0.392	14:19:04.421	
13 -	16.811	21.489 118.1	10.424	15.738 116.9	1:04.462	91.61	0.466	14:20:08.883	
14 -	17.009	21.591 116.9	10.309	15.779 116.1	1:04.688	91.29	0.692	14:21:13.571	
15 -	16.904	21.312 117.9	10.230	15.842 114.9	1:04.288	91.86	0.292	14:22:17.859	
16 -	17.267	21.665 118.3	10.259	15.647 117.3	1:04.838	91.08	0.842	14:23:22.697	
17 -	16.982	21.394 118.7	10.386	15.748 116.7	1:04.510	91.54	0.514	14:24:27.207	
18 -	17.268	21.052 118.9	10.182	15.763 116.3	1:04.265	91.89	0.269	14:25:31.472	
19 -	17.303	21.792 116.3	10.223	15.950 114.9	1:05.268	90.48	1.272	14:26:36.740	
20 -	17.142	21.453 116.5	10.161	16.024 114.3	1:04.780	91.16	0.784	14:27:41.520	
21 -	17.300	21.608 115.3	10.347	15.962 114.7	1:05.217	90.55	1.221	14:28:46.737	
22 -	17.328	21.760 114.7	10.233	16.087 113.5	1:05.408	90.28	1.412	14:29:52.145	

Weather / Track : Cloudy / Dry

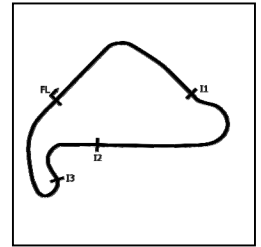
Silverstone
Circuit Length = 1.6404 miles
Start: 14:06 Flag 14:29 End: 14:30

MCRCB BULLETIN TK166

2021 Bennetts British Superbike Championship - Round 8

2021 Honda British Talent Cup

RACE 1 - SECTOR ANALYSIS



SECTOR 1 = FL to I1, SECTOR 2 = I1 to I2 SECTOR 3 = I2 to I3, SECTOR 4 = I3 to FL, DIFF = Difference To Personal Best Lap, P = Crossed Finish Line in Pit Lane, D = Time Disallowed

P21 44		Lucas HILL		Honda - Ashcourt Racing						
IDEAL LAP TIME : 1:04.283		BEST LAP TIME : 1:04.626		DIFFERENCE : 0.343						
LAP	SECTOR 1	SECTOR 2	SECTOR 3	SECTOR 4	LAP TIME	MPH	DIFF	TIME OF DAY		
1 -		21.843	124.7	10.815	15.939	119.6	1:10.706	83.52	6.080	14:07:16.495
2 -	17.169	21.307	122.9	10.782	16.004	119.4	1:05.262	90.49	0.636	14:08:21.757
3 -	17.174	21.614	122.2	10.561	15.901	119.8	1:05.250	90.50	0.624	14:09:27.007
4 -	17.305	21.680	122.2	10.516	15.970	118.1	1:05.471	90.20	0.845	14:10:32.478
5 -	17.068	21.557	120.2	10.738	15.845	118.7	1:05.208	90.56	0.582	14:11:37.686
6 -	17.101	21.403	122.0	10.586	15.935	118.9	1:05.025	90.82	0.399	14:12:42.711
7 -	17.491	21.561	117.1	10.420	15.895	116.5	1:05.367	90.34	0.741	14:13:48.078
8 -	17.283	21.721	120.0	10.536	15.797	116.9	1:05.337	90.38	0.711	14:14:53.415
9 -	17.390	21.510	119.4	10.504	15.761	116.7	1:05.165	90.62	0.539	14:15:58.580
10 -	17.393	21.893	115.5	10.973	15.697	118.9	1:05.956	89.53	1.330	14:17:04.536
11 -	17.141	21.290	121.1	10.402	15.793	116.5	1:04.626 (1)	91.38		14:18:09.162
12 -	17.216	21.480	117.1	10.438	15.737	115.1	1:04.871	91.03	0.245	14:19:14.033
13 -	17.272	21.588	117.3	10.457	15.835	116.3	1:05.152	90.64	0.526	14:20:19.185
14 -	17.207	21.725	115.7	10.733	15.739	116.3	1:05.404	90.29	0.778	14:21:24.589
15 -	17.181	21.700	119.8	10.561	15.780	118.9	1:05.222	90.54	0.596	14:22:29.811
16 -	17.364	21.735	120.0	10.410	15.777	118.1	1:05.286	90.45	0.660	14:23:35.097
17 -	17.281	21.313	120.6	10.769	15.837	116.9	1:05.200	90.57	0.574	14:24:40.297
18 -	17.108	21.516	116.7	10.417	15.845	115.9	1:04.886	91.01	0.260	14:25:45.183
19 -	17.262	21.576	118.5	10.295	15.828	116.3	1:04.961	90.91	0.335	14:26:50.144
20 -	17.027	21.465	117.5	10.391	15.791	116.3	1:04.674 (2)	91.31	0.048	14:27:54.818
21 -	17.001	21.512	117.5	10.543	16.094	113.7	1:05.150	90.64	0.524	14:28:59.968
22 -	17.208	21.457	116.7	10.316	15.789	116.1	1:04.770 (3)	91.17	0.144	14:30:04.738

P22 99		Peter WILLIS		Honda - WM Racing						
IDEAL LAP TIME : 1:04.229		BEST LAP TIME : 1:04.781		DIFFERENCE : 0.552						
LAP	SECTOR 1	SECTOR 2	SECTOR 3	SECTOR 4	LAP TIME	MPH	DIFF	TIME OF DAY		
1 -		21.875	124.2	11.453	15.903	121.3	1:10.157	84.17	5.376	14:07:15.946
2 -	17.098	21.341	122.0	10.653	15.873	120.0	1:04.965	90.90	0.184	14:08:20.911
3 -	17.173	21.677	121.7	11.131	15.865	119.8	1:05.846	89.68	1.065	14:09:26.757
4 -	17.382	21.400	120.2	10.735	15.945	118.7	1:05.462	90.21	0.681	14:10:32.219
5 -	17.180	21.383	120.6	10.838	15.847	118.3	1:05.248	90.51	0.467	14:11:37.467
6 -	17.133	21.405	120.4	10.606	16.005	116.9	1:05.149	90.64	0.368	14:12:42.616
7 -	17.361	21.905	115.7	10.892	15.806	120.2	1:05.964	89.52	1.183	14:13:48.580
8 -	16.995	21.650	116.7	10.864	15.995	119.1	1:05.504	90.15	0.723	14:14:54.084
9 -	17.176	21.333	120.2	10.828	15.844	119.1	1:05.181	90.60	0.400	14:15:59.265
10 -	17.123	21.407	119.8	10.597	15.821	117.9	1:04.948	90.92	0.167	14:17:04.213
11 -	17.312	21.315	119.8	10.763	15.861	118.7	1:05.251	90.50	0.470	14:18:09.464
12 -	17.064	21.484	119.4	10.704	15.693	118.9	1:04.945	90.93	0.164	14:19:14.409
13 -	17.042	21.388	119.1	10.756	15.708	119.4	1:04.894	91.00	0.113	14:20:19.303
14 -	17.197	21.667	119.6	10.943	15.720	118.5	1:05.527	90.12	0.746	14:21:24.830
15 -	16.938	21.460	117.5	10.617	15.897	117.7	1:04.912	90.97	0.131	14:22:29.742
16 -	17.350	21.525	117.9	10.450	15.866	117.3	1:05.191	90.59	0.410	14:23:34.933
17 -	17.227	21.332	118.7	11.292	15.711	118.7	1:05.562	90.07	0.781	14:24:40.495
18 -	17.276	21.331	114.5	10.779	15.701	119.8	1:05.087	90.73	0.306	14:25:45.582
19 -	16.819	21.584	116.9	10.658	15.720	118.5	1:04.781 (1)	91.16		14:26:50.363
20 -	16.920	21.641	120.0	10.497	15.805	118.1	1:04.863 (2)	91.04	0.082	14:27:55.226
21 -	16.863	21.724	118.7	10.512	15.792	116.1	1:04.891 (3)	91.00	0.110	14:29:00.117
22 -	17.273	21.414	117.9	10.578	15.645	119.6	1:04.910	90.98	0.129	14:30:05.027

Weather / Track : Cloudy / Dry

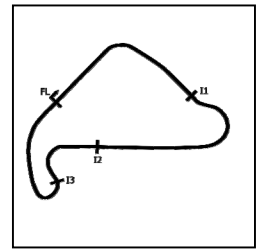
Silverstone
Circuit Length = 1.6404 miles
Start: 14:06 Flag 14:29 End: 14:30

MCRCB BULLETIN TK166

2021 Bennetts British Superbike Championship - Round 8

2021 Honda British Talent Cup

RACE 1 - SECTOR ANALYSIS



SECTOR 1 = FL to I1, SECTOR 2 = I1 to I2 SECTOR 3 = I2 to I3, SECTOR 4 = I3 to FL, DIFF = Difference To Personal Best Lap, P = Crossed Finish Line in Pit Lane, D = Time Disallowed

P23 22		Anthony EAGLE		Honda - Microlise Cresswell Racing						
IDEAL LAP TIME : 1:04.154		BEST LAP TIME : 1:04.727		DIFFERENCE : 0.573						
LAP	SECTOR 1	SECTOR 2	SECTOR 3	SECTOR 4	LAP TIME	MPH	DIFF	TIME OF DAY		
1 -		21.718	123.1	10.659	15.822	120.2	1:09.739	84.68	5.012	14:07:15.528
2 -	17.142	21.178	120.4	10.752	15.898	118.3	1:04.970	90.89	0.243	14:08:20.498
3 -	17.233	22.671	118.5	10.734	15.693	119.6	1:06.331	89.03	1.604	14:09:26.829
4 -	17.291	21.857	118.7	10.636	15.958	117.3	1:05.742	89.83	1.015	14:10:32.571
5 -	17.082	21.478	120.4	10.938	15.693	118.3	1:05.191	90.59	0.464	14:11:37.762
6 -	17.141	21.352	121.5	10.728	15.938	118.1	1:05.159	90.63	0.432	14:12:42.921
7 -	17.355	21.547	117.1	10.560	15.804	118.3	1:05.266	90.48	0.539	14:13:48.187
8 -	17.109	21.740	115.7	10.709	15.725	116.9	1:05.283	90.46	0.556	14:14:53.470
9 -	17.299	21.533	115.1	10.707	15.606	117.5	1:05.145	90.65	0.418	14:15:58.615
10 -	17.344	21.916	114.5	11.078	15.731	116.3	1:06.069	89.38	1.342	14:17:04.684
11 -	17.071	21.354	120.4	10.721	15.777	115.7	1:04.923	90.96	0.196	14:18:09.607
12 -	16.999	21.492	117.1	10.710	15.897	117.3	1:05.098	90.71	0.371	14:19:14.705
13 -	17.074	21.357	118.9	10.667	15.718	118.1	1:04.816 (2)	91.11	0.089	14:20:19.521
14 -	16.985	21.639	114.5	11.161	15.593	118.5	1:05.378	90.33	0.651	14:21:24.899
15 -	17.229	21.485	116.9	10.617	15.692	119.4	1:05.023	90.82	0.296	14:22:29.922
16 -	17.335	21.729	117.9	10.515	15.660	117.3	1:05.239	90.52	0.512	14:23:35.161
17 -	17.324	21.359	121.3	10.810	15.710	116.7	1:05.203	90.57	0.476	14:24:40.364
18 -	17.108	21.511	116.1	10.598	15.682	117.3	1:04.899 (3)	90.99	0.172	14:25:45.263
19 -	17.122	21.658	114.9	10.835	15.635	119.4	1:05.250	90.50	0.523	14:26:50.513
20 -	16.893	21.577	117.9	10.663	15.832	116.9	1:04.965	90.90	0.238	14:27:55.478
21 -	16.868	21.475	116.7	10.622	15.762	117.3	1:04.727 (1)	91.23		14:29:00.205
22 -	17.065	21.563	117.5	10.859	15.801	116.9	1:05.288	90.45	0.561	14:30:05.493

P24 71		Daniel GOODMAN		Honda - MLav VisionTrack Academy						
IDEAL LAP TIME : 1:03.877		BEST LAP TIME : 1:04.186		DIFFERENCE : 0.309						
LAP	SECTOR 1	SECTOR 2	SECTOR 3	SECTOR 4	LAP TIME	MPH	DIFF	TIME OF DAY		
1 -		22.097	120.9	11.128	16.120	117.1	1:11.721	82.34	7.535	14:07:17.510
2 -	16.926	21.549	121.1	11.089	15.803	117.7	1:05.367	90.34	1.181	14:08:22.877
3 -	17.052	21.791	116.9	10.687	15.585	116.7	1:05.115	90.69	0.929	14:09:27.992
4 -	16.914	21.202	121.5	10.776	15.802	117.7	1:04.694 (3)	91.28	0.508	14:10:32.686
5 -	17.007	21.674	120.2	10.985	15.509	119.6	1:05.175	90.61	0.989	14:11:37.861
6 -	17.674	21.828	116.3	10.597	15.646	114.1	1:05.745	89.82	1.559	14:12:43.606
7 -	17.132	21.510	115.7	11.065	15.972	117.7	1:05.679	89.91	1.493	14:13:49.285
8 -	16.792	21.353	119.4	10.886	15.687	116.3	1:04.718	91.25	0.532	14:14:54.003
9 -	17.381	21.346	119.4	10.900	15.915	117.5	1:05.542	90.10	1.356	14:15:59.545
10 -	16.893	21.850	115.9	10.849	15.645	117.3	1:05.237	90.52	1.051	14:17:04.782
11 -	17.113	21.431	118.3	10.719	15.630	118.1	1:04.893	91.00	0.707	14:18:09.675
12 -	17.106	21.751	116.1	10.939	15.615	114.9	1:05.411	90.28	1.225	14:19:15.086
13 -	16.935	21.211	116.3	10.745	15.694	117.7	1:04.585 (2)	91.44	0.399	14:20:19.671
14 -	16.892	21.915	117.3	10.982	15.630	119.1	1:05.419	90.27	1.233	14:21:25.090
15 -	17.150	21.430	113.5	10.717	15.827	118.1	1:05.124	90.68	0.938	14:22:30.214
16 -	16.964	21.835	118.5	10.596	15.665	118.3	1:05.060	90.77	0.874	14:23:35.274
17 -	17.179	21.352	118.7	11.265	15.546	118.1	1:05.342	90.38	1.156	14:24:40.616
18 -	17.144	21.450	114.3	10.929	15.574	118.9	1:05.097	90.72	0.911	14:25:45.713
19 -	16.819	21.851	116.9	10.699	15.703	117.5	1:05.072	90.75	0.886	14:26:50.785
20 -	16.935	22.921	113.3	10.808	15.605	118.1	1:06.269	89.11	2.083	14:27:57.054
21 -	17.009	21.392	114.7	10.690	15.619	115.7	1:04.710	91.26	0.524	14:29:01.764
22 -	16.915	21.388	114.9	10.483	15.400	116.9	1:04.186 (1)	92.00		14:30:05.950

Weather / Track : Cloudy / Dry

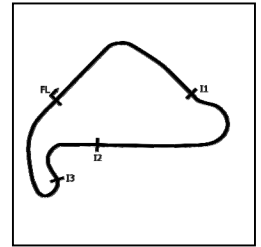
Silverstone
Circuit Length = 1.6404 miles
Start: 14:06 Flag 14:29 End: 14:30

MCRCB BULLETIN TK166

2021 Bennetts British Superbike Championship - Round 8

2021 Honda British Talent Cup

RACE 1 - SECTOR ANALYSIS



SECTOR 1 = FL to I1, SECTOR 2 = I1 to I2 SECTOR 3 = I2 to I3, SECTOR 4 = I3 to FL, DIFF = Difference To Personal Best Lap, P = Crossed Finish Line in Pit Lane, D = Time Disallowed

P25 51		Holly HARRIS		Honda - MJL Racing						
IDEAL LAP TIME : 1:04.375		BEST LAP TIME : 1:04.837		DIFFERENCE : 0.462						
LAP	SECTOR 1	SECTOR 2	SECTOR 3	SECTOR 4	LAP TIME	MPH	DIFF	TIME OF DAY		
1 -		21.818	123.3	11.587	16.099	118.3	1:11.280	82.85	6.443	14:07:17.069
2 -	17.220	21.595	120.4	10.989	15.814	117.5	1:05.618	90.00	0.781	14:08:22.687
3 -	17.260	22.101	121.5	10.920	15.675	117.7	1:05.956	89.53	1.119	14:09:28.643
4 -	17.287	21.487	120.9	10.646	15.611	117.9	1:05.031	90.81	0.194	14:10:33.674
5 -	17.163	21.472	121.1	10.680	15.522	118.1	1:04.837 (1)	91.08		14:11:38.511
6 -	17.371	21.778	121.7	10.698	15.477	118.5	1:05.324	90.40	0.487	14:12:43.835
7 -	17.350	21.360	121.3	10.785	15.685	118.5	1:05.180	90.60	0.343	14:13:49.015
8 -	17.150	21.627	121.3	10.882	15.837	117.9	1:05.496	90.16	0.659	14:14:54.511
9 -	17.391	21.531	120.0	10.710	15.633	119.1	1:05.265	90.48	0.428	14:15:59.776
10 -	17.177	21.493	119.6	11.076	15.591	118.5	1:05.337	90.38	0.500	14:17:05.113
11 -	17.181	21.317	120.2	10.757	15.622	119.4	1:04.877 (2)	91.02	0.040	14:18:09.990
12 -	17.140	21.420	120.0	10.696	15.667	117.9	1:04.923	90.96	0.086	14:19:14.913
13 -	17.218	21.602	122.2	10.639	15.582	118.5	1:05.041	90.79	0.204	14:20:19.954
14 -	17.105	21.546	120.4	11.153	15.640	119.6	1:05.444	90.24	0.607	14:21:25.398
15 -	17.434	21.328	121.7	10.664	15.735	118.7	1:05.161	90.63	0.324	14:22:30.559
16 -	17.362	21.513	122.4	10.622	15.786	117.7	1:05.283	90.46	0.446	14:23:35.842
17 -	17.266	21.262	121.7	10.936	15.700	118.5	1:05.164	90.62	0.327	14:24:41.006
18 -	17.149	21.539	120.6	10.874	15.721	118.3	1:05.283	90.46	0.446	14:25:46.289
19 -	17.189	21.209	121.7	10.812	15.691	118.3	1:04.901 (3)	90.99	0.064	14:26:51.190
20 -	17.259	22.030	118.9	10.782	15.652	116.9	1:05.723	89.85	0.886	14:27:56.913
21 -	17.162	21.643	119.8	10.812	15.512	118.1	1:05.129	90.67	0.292	14:29:02.042
22 -	17.298	21.360	120.2	10.584	15.707	117.5	1:04.949	90.92	0.112	14:30:06.991

P26 27		Ted WILKINSON		Honda - RMB Racing						
IDEAL LAP TIME : 1:06.211		BEST LAP TIME : 1:06.269		DIFFERENCE : 0.058						
LAP	SECTOR 1	SECTOR 2	SECTOR 3	SECTOR 4	LAP TIME	MPH	DIFF	TIME OF DAY		
1 -		21.923	121.5	11.502	15.997	118.3	1:11.421	82.68	5.152	14:07:17.210
2 -	17.304	21.759	120.2	11.234	15.972	117.5	1:06.269 (1)	89.11		14:08:23.479
3 -	17.600	22.040	116.7	11.227	16.884	112.7	1:07.751	87.16	1.482	14:09:31.230
4 -	17.881	22.462	113.9	11.358	16.310	111.8	1:08.011	86.83	1.742	14:10:39.241
5 -	18.151	22.066	114.5	11.622	16.165	113.9	1:08.004	86.84	1.735	14:11:47.245
6 -	17.923	22.179	113.9	11.469	16.097	113.9	1:07.668	87.27	1.399	14:12:54.913
7 -	17.782	22.146	114.1	11.515	16.130	115.1	1:07.573 (3)	87.39	1.304	14:14:02.486
8 -	17.658	22.287	111.6	11.773	16.524	112.4	1:08.242	86.54	1.973	14:15:10.728
9 -	17.878	22.331	111.6	11.360	16.209	114.3	1:07.778	87.13	1.509	14:16:18.506
10 -	17.713	22.888	111.2	11.433	16.104	115.3	1:08.138	86.67	1.869	14:17:26.644
11 -	17.857	22.207	111.6	11.541	16.292	113.1	1:07.897	86.97	1.628	14:18:34.541
12 -	17.961	22.086	114.1	11.251	16.074	114.3	1:07.372 (2)	87.65	1.103	14:19:41.913
13 -	17.859	22.426	112.7	11.284	22.921	59.5	1:14.490	79.28	8.221	14:20:56.403
14 -	24.138	24.449	112.7	11.547	16.484	112.9	1:16.618	77.07	10.349	14:22:13.021
15 -	18.486	28.330	80.0	11.890	16.651	112.0	1:15.357	78.36	9.088	14:23:28.378
16 -	17.959	22.485	113.5	11.179	16.461	112.7	1:08.084	86.74	1.815	14:24:36.462
17 -	18.588	26.331	101.8	11.543	16.346	111.2	1:12.808	81.11	6.539	14:25:49.270
18 -	18.085	22.199	112.9	11.418	16.420	112.2	1:08.122	86.69	1.853	14:26:57.392
19 -	18.091	22.216	113.3	11.176	16.407	112.4	1:07.890	86.98	1.621	14:28:05.282
20 -	18.181	27.117	85.5	11.863	16.969	111.1	1:14.130	79.66	7.861	14:29:19.412

Weather / Track : Cloudy / Dry

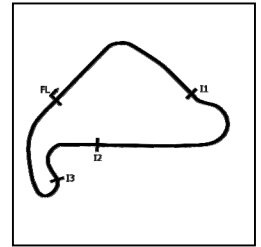
Silverstone
Circuit Length = 1.6404 miles
Start: 14:06 Flag 14:29 End: 14:30

MCRCB BULLETIN TK166

2021 Bennetts British Superbike Championship - Round 8

2021 Honda British Talent Cup

RACE 1 - SECTOR ANALYSIS



SECTOR 1 = FL to I1, SECTOR 2 = I1 to I2, SECTOR 3 = I2 to I3, SECTOR 4 = I3 to FL, DIFF = Difference To Personal Best Lap, P = Crossed Finish Line in Pit Lane, D = Time Disallowed

P27 57		Johnny GARNESS				Honda - City Lifting by RS Racing			
IDEAL LAP TIME : 1:02.036		BEST LAP TIME : 1:02.267				DIFFERENCE : 0.231			
LAP	SECTOR 1	SECTOR 2	SECTOR 3	SECTOR 4	LAP TIME	MPH	DIFF	TIME OF DAY	
1 -		20.789 125.6	10.375	15.523 123.5	1:04.818	91.11	2.551	14:07:10.607	
2 -	16.583	20.711 125.4	10.546	15.484 123.5	1:03.324	93.26	1.057	14:08:13.931	
3 -	16.568	20.751 123.5	10.537	15.516 123.3	1:03.372	93.19	1.105	14:09:17.303	
4 -	16.496	20.908 124.2	10.424	15.482 123.1	1:03.310	93.28	1.043	14:10:20.613	
5 -	16.597	20.617 124.7	10.356	15.651 117.9	1:03.221	93.41	0.954	14:11:23.834	
6 -	16.774	20.585 126.8	10.442	15.407 123.8	1:03.208	93.43	0.941	14:12:27.042	
7 -	16.398	21.038 117.1	10.533	15.276 123.3	1:03.245	93.37	0.978	14:13:30.287	
8 -	16.493	20.924 120.6	10.683	15.275 126.1	1:03.375	93.18	1.108	14:14:33.662	
9 -	16.548	21.013 117.3	10.491	15.191 121.5	1:03.243	93.38	0.976	14:15:36.905	
10 -	16.776	21.007 119.4	10.362	15.127 126.3	1:03.272	93.33	1.005	14:16:40.177	
11 -	16.390	20.897 118.1	10.515	15.409 122.6	1:03.211	93.42	0.944	14:17:43.388	
12 -	16.323	20.440 126.8	10.239	15.265 124.7	1:02.267 (1)	94.84		14:18:45.655	
13 -	16.339	20.714 122.0	10.245	15.213 124.7	1:02.511 (2)	94.47	0.244	14:19:48.166	
14 -	16.383	20.636 124.2	10.337	15.182 124.5	1:02.538	94.43	0.271	14:20:50.704	
15 -	16.258	20.759 125.2	10.278	15.354 122.6	1:02.649	94.26	0.382	14:21:53.353	
16 -	16.490	20.624 125.4	10.452	15.392 119.6	1:02.958	93.80	0.691	14:22:56.311	
17 -	16.679	20.518 125.9	10.225	15.183 123.5	1:02.605	94.33	0.338	14:23:58.916	
18 -	16.411	20.808 124.7	10.317	15.249 123.5	1:02.785	94.06	0.518	14:25:01.701	
19 -	16.459	20.721 124.7	10.255	15.169 123.5	1:02.604	94.33	0.337	14:26:04.305	
20 -	16.481	20.689 124.5	10.243	15.275 123.5	1:02.688	94.20	0.421	14:27:06.993	
21 -	16.418	20.616 125.9	10.264	15.228 124.2	1:02.526 (3)	94.45	0.259	14:28:09.519	

P28 34		James COOK				Honda - Wilson Racing			
IDEAL LAP TIME : 1:02.229		BEST LAP TIME : 1:02.398				DIFFERENCE : 0.169			
LAP	SECTOR 1	SECTOR 2	SECTOR 3	SECTOR 4	LAP TIME	MPH	DIFF	TIME OF DAY	
1 -		21.003 119.1	10.401	15.205 119.8	1:06.142	89.28	3.744	14:07:11.931	
2 -	16.546	20.692 122.4	10.198	15.183 122.0	1:02.619 (2)	94.31	0.221	14:08:14.550	
3 -	16.616	21.293 117.9	10.569	15.390 122.2	1:03.868	92.46	1.470	14:09:18.418	
4 -	16.431	20.818 120.4	10.378	15.183 119.1	1:02.810 (3)	94.02	0.412	14:10:21.228	
5 -	16.513	20.904 122.6	10.226	15.316 118.1	1:02.959	93.80	0.561	14:11:24.187	
6 -	16.668	20.995 119.6	10.121	15.584 119.1	1:03.368	93.19	0.970	14:12:27.555	
7 -	16.321	20.604 122.2	10.252	15.221 120.9	1:02.398 (1)	94.64		14:13:29.953	

P29 67		Casey O'GORMAN				Honda - Microlise Cresswell Racing			
IDEAL LAP TIME : 1:03.266		BEST LAP TIME : 1:03.435				DIFFERENCE : 0.169			
LAP	SECTOR 1	SECTOR 2	SECTOR 3	SECTOR 4	LAP TIME	MPH	DIFF	TIME OF DAY	
1 -		20.992 123.1	10.275	15.637 120.2	1:05.095	90.72	1.660	14:07:10.884	
2 -	16.572	20.966 120.0	10.442	15.455 120.9	1:03.435 (1)	93.09		14:08:14.319	

P30 52		Evan BELFORD				Honda - City Lifting by RS Racing			
IDEAL LAP TIME : 1:02.901		BEST LAP TIME : 1:03.483				DIFFERENCE : 0.582			
LAP	SECTOR 1	SECTOR 2	SECTOR 3	SECTOR 4	LAP TIME	MPH	DIFF	TIME OF DAY	
1 -		20.994 122.4	10.078	15.353 121.3	1:05.148	90.64	1.665	14:07:10.937	
2 -	16.584	20.933 119.1	10.525	15.441 120.2	1:03.483 (1)	93.02		14:08:14.420	

Weather / Track : Cloudy / Dry

Silverstone
Circuit Length = 1.6404 miles
Start: 14:06 Flag 14:29 End: 14:30

MCRCB BULLETIN TK167

2021 Bennetts British Superbike Championship - Round 8

2021 Honda British Talent Cup

RACE 1 - BEST SECTORS

SECTOR 1				SECTOR 2				SECTOR 3				SECTOR 4				IDEAL / BEST COMPARISON			
POS	NO	NAME	TIME	NO	NAME	TIME	NO	NAME	TIME	NO	NAME	TIME	POS	NO	NAME	IDEAL	BEST	DIFF	
1	57	GARNESS	16.258	57	GARNESS	20.440	7	LYONS	9.757	57	GARNESS	15.127	1	74	BROWN	1:01.899	1:02.506	0.607	
2	48	WALKER	16.295	74	BROWN	20.499	74	BROWN	9.788	34	COOK	15.183	2	57	GARNESS	1:02.036	1:02.267	0.231	
3	34	COOK	16.321	4	MOUNSEY	20.545	15	CROSBY	9.822	4	MOUNSEY	15.192	3	48	WALKER	1:02.098	1:02.240	0.142	
4	74	BROWN	16.341	48	WALKER	20.591	21	JEFFREY	9.889	15	CROSBY	15.214	4	15	CROSBY	1:02.160	1:02.423	0.263	
5	23	STEPHEN	16.342	34	COOK	20.604	48	WALKER	9.978	40	CORREA	15.220	5	4	MOUNSEY	1:02.193	1:02.555	0.362	
6	79	McCABE	16.353	53	VEIJER	20.676	29	BROWN	9.987	48	WALKER	15.234	6	34	COOK	1:02.229	1:02.398	0.169	
7	15	CROSBY	16.357	79	McCABE	20.706	4	MOUNSEY	10.066	29	BROWN	15.245	7	7	LYONS	1:02.233	1:02.567	0.334	
8	65	ROWAN	16.385	7	LYONS	20.711	23	STEPHEN	10.075	55	DESSOY	15.251	8	79	McCABE	1:02.459	1:02.862	0.403	
9	12	BANNIST	16.387	12	BANNIST	20.740	52	BELFORD	10.078	74	BROWN	15.271	9	12	BANNISTER	1:02.511	1:02.786	0.275	
10	4	MOUNSEY	16.390	15	CROSBY	20.767	5	JOHNSON	10.079	12	BANNIST	15.287	10	23	STEPHENSON	1:02.553	1:02.910	0.357	
11	7	LYONS	16.432	55	DESSOY	20.769	12	BANNIST	10.097	79	McCABE	15.289	11	21	JEFFREY	1:02.630	1:03.003	0.373	
12	40	CORREA	16.459	21	JEFFREY	20.784	53	VEIJER	10.106	23	STEPHEN	15.309	12	55	DESSOY	1:02.650	1:02.836	0.186	
13	29	BROWN	16.506	65	ROWAN	20.790	79	McCABE	10.111	53	VEIJER	15.324	13	29	BROWN	1:02.666	1:03.005	0.339	
14	55	DESSOY	16.509	96	BANHAM	20.818	55	DESSOY	10.121	7	LYONS	15.333	14	53	VEIJER	1:02.671	1:02.925	0.254	
15	52	BELFORD	16.537	23	STEPHEN	20.827	34	COOK	10.121	41	HOPKINS	15.343	15	52	BELFORD	1:02.901	1:03.483	0.582	
16	53	VEIJER	16.565	41	HOPKINS	20.830	2	COATES	10.139	52	BELFORD	15.353	16	40	CORREA	1:03.000	1:03.217	0.217	
17	67	O'GORMA	16.570	29	BROWN	20.928	96	BANHAM	10.150	21	JEFFREY	15.372	17	96	BANHAM	1:03.008	1:03.387	0.379	
18	21	JEFFREY	16.585	52	BELFORD	20.933	33	CUNNING	10.154	71	GOODMAN	15.400	18	65	ROWAN	1:03.024	1:03.244	0.220	
19	96	BANHAM	16.629	61	MACKAY	20.944	57	GARNESS	10.211	96	BANHAM	15.411	19	41	HOPKINS	1:03.034	1:03.445	0.411	
20	41	HOPKINS	16.645	40	CORREA	20.964	41	HOPKINS	10.216	65	ROWAN	15.435	20	67	O'GORMAN	1:03.266	1:03.435	0.169	
21	61	MACKAY	16.673	67	O'GORMA	20.966	67	O'GORMA	10.275	61	MACKAY	15.443	21	61	MACKAY	1:03.415	1:03.577	0.162	
22	2	COATES	16.701	5	JOHNSON	21.010	44	HILL	10.295	67	O'GORMA	15.455	22	33	CUNNINGHAM	1:03.490	1:03.679	0.189	
23	33	CUNNING	16.719	33	CUNNING	21.110	61	MACKAY	10.355	51	HARRIS	15.477	23	2	COATES	1:03.531	1:03.590	0.059	
24	71	GOODMAN	16.792	2	COATES	21.176	40	CORREA	10.357	33	CUNNING	15.507	24	5	JOHNSON	1:03.534	1:03.996	0.462	
25	5	JOHNSON	16.811	22	EAGLE	21.178	65	ROWAN	10.414	2	COATES	15.515	25	71	GOODMAN	1:03.877	1:04.186	0.309	
26	99	WILLIS	16.819	71	GOODMAN	21.202	99	WILLIS	10.450	22	EAGLE	15.593	26	22	EAGLE	1:04.154	1:04.727	0.573	
27	22	EAGLE	16.868	51	HARRIS	21.209	71	GOODMAN	10.483	5	JOHNSON	15.634	27	99	WILLIS	1:04.229	1:04.781	0.552	
28	44	HILL	17.001	44	HILL	21.290	22	EAGLE	10.515	99	WILLIS	15.645	28	44	HILL	1:04.283	1:04.626	0.343	
29	51	HARRIS	17.105	99	WILLIS	21.315	51	HARRIS	10.584	44	HILL	15.697	29	51	HARRIS	1:04.375	1:04.837	0.462	
30	27	WILKINS	17.304	27	WILKINS	21.759	27	WILKINS	11.176	27	WILKINS	15.972	30	27	WILKINSON	1:06.211	1:06.269	0.058	

PERFECT LAP 1:01.582

Weather / Track : Cloudy / Dry

Silverstone

Circuit Length = 1.6404 miles

Start: 14:06 Flag 14:29 End: 14:30

Results can be found at www.tsl-timing.com

Printed - 14:34 Saturday, 11 September 2021

MCRCB BULLETIN TK168**2021 Bennetts British Superbike Championship - Round 8****2021 Honda British Talent Cup****RACE 1 - BEST SPEEDS**

POS	INTERMEDIATE 1		INTERMEDIATE 2		INTERMEDIATE 3		FINISH LINE		
	NO	NAME	MPH	NO	NAME	MPH	NO	NAME	MPH
1			57	GARNESS	126.8		57	GARNESS	126.3
2			65	ROWAN	126.6		53	VEIJER	124.2
3			79	McCABE	126.1		4	MOUNSEY	123.8
4			61	MACKAY	126.1		48	WALKER	123.5
5			53	VEIJER	125.6		21	JEFFREY	123.3
6			4	MOUNSEY	125.4		79	McCABE	123.3
7			74	BROWN	125.2		41	HOPKINS	123.3
8			2	COATES	124.9		61	MACKAY	123.3
9			44	HILL	124.7		40	CORREA	123.1
10			48	WALKER	124.5		55	DESSOY	122.4
11			41	HOPKINS	124.5		15	CROSBY	122.2
12			29	BROWN	124.2		65	ROWAN	122.2
13			40	CORREA	124.2		34	COOK	122.2
14			99	WILLIS	124.2		29	BROWN	122.0
15			55	DESSOY	124.0		12	BANNISTER	121.7
16			15	CROSBY	123.8		99	WILLIS	121.3
17			7	LYONS	123.5		52	BELFORD	121.3
18			12	BANNISTER	123.5		74	BROWN	121.1
19			21	JEFFREY	123.3		67	O'GORMAN	120.9
20			51	HARRIS	123.3		7	LYONS	120.6
21			22	EAGLE	123.1		96	BANHAM	120.6
22			67	O'GORMAN	123.1		23	STEPHENSON	120.6
23			96	BANHAM	122.9		33	CUNNINGHAM	120.4
24			23	STEPHENSON	122.6		2	COATES	120.4
25			34	COOK	122.6		22	EAGLE	120.2
26			5	JOHNSON	122.4		44	HILL	119.8
27			52	BELFORD	122.4		5	JOHNSON	119.6
28			33	CUNNINGHAM	121.5		71	GOODMAN	119.6
29			71	GOODMAN	121.5		51	HARRIS	119.6
30			27	WILKINSON	121.5		27	WILKINSON	118.3

Weather / Track : Cloudy / Dry

Results can be found at www.tsl-timing.com

Silverstone

Circuit Length = 1.6404 miles

Start: 14:06 Flag 14:29 End: 14:30

Printed - 14:35 Saturday, 11 September 2021

MCRCB BULLETIN TK169**2021 Bennetts British Superbike Championship - Round 8****2021 Honda British Talent Cup****RACE 1 - FASTEST LAP CLASSIFICATION**

POS	RACE POS	NO	NAME	NAT	ENTRY	BEST	ON
1	1	48	Ollie WALKER	GBR	Honda - Moto Rapido / SP125 Racing	1:02.240	14
2	27	57	Johnny GARNESSE	GBR	Honda - City Lifting by RS Racing	1:02.267	12
3	28	34	James COOK	GBR	Honda - Wilson Racing	1:02.398	7
4	4	15	Harrison CROSBY	GBR	Honda - Banks Racing	1:02.423	17
5	3	74	Carter BROWN	GBR	Honda - City Lifting by RS Racing	1:02.506	12
6	2	4	Sullivan MOUNSEY	GBR	Honda - iForce Lloyd & Jones	1:02.555	21
7	5	7	Jamie LYONS	GBR	Honda - C&M Motors Ltd / Tooltec Racing	1:02.567	18
8	9	12	Josh BANNISTER	GBR	Honda - Dunsley Heat Racing	1:02.786	14
9	10	55	Harrison DESSOY	GBR	Honda - Thorneycroft56 Racing	1:02.836	14
10	7	79	Harley McCABE	GBR	Honda - MLav VisionTrack Academy	1:02.862	21
11	15	23	Rhys STEPHENSON	GBR	Honda - Rocket Racing	1:02.910	17
12	8	53	Kiyano VEIJER	NLD	Honda - Microlise Cresswell Racing	1:02.925	14
13	6	21	Troy JEFFREY	GBR	Honda - Stiggymotorsport	1:03.003	9
14	11	29	Lucas BROWN	GBR	Honda - Amphibian Scaffolding / SP125 Racing	1:03.005	5
15	12	40	Julian CORREA	USA	Honda - Microlise Cresswell Racing	1:03.217	9
16	16	65	Alexander ROWAN	GBR	Honda - Victoria House Mortimer Racing	1:03.244	21
17	13	96	Rossi BANHAM	GBR	Honda - MJL Racing	1:03.387	21
18	29	67	Casey O'GORMAN	GBR	Honda - Microlise Cresswell Racing	1:03.435	2
19	14	41	Luca HOPKINS	GBR	Honda - Wilson Racing	1:03.445	17
20	30	52	Evan BELFORD	GBR	Honda - City Lifting by RS Racing	1:03.483	2
21	17	61	Harrison MACKAY	GBR	Honda - True Heroes Racing / Super Soco	1:03.577	21
22	19	2	Rhys COATES	GBR	Honda - Ernie Coates Race Support / SP125 Racing	1:03.590	19
23	18	33	JJ CUNNINGHAM	GBR	Honda - Thorneycroft56 / JCRsupersport	1:03.679	19
24	20	5	Mason JOHNSON	GBR	Honda - Johnson Racing	1:03.996	4
25	24	71	Daniel GOODMAN	GBR	Honda - MLav VisionTrack Academy	1:04.186	22
26	21	44	Lucas HILL	GBR	Honda - Ashcourt Racing	1:04.626	11
27	23	22	Anthony EAGLE	UZB	Honda - Microlise Cresswell Racing	1:04.727	21
28	22	99	Peter WILLIS	GBR	Honda - WM Racing	1:04.781	19
29	25	51	Holly HARRIS	GBR	Honda - MJL Racing	1:04.837	5
30	26	27	Ted WILKINSON	GBR	Honda - RMB Racing	1:06.269	2

Weather / Track : Cloudy / Dry

Silverstone

Circuit Length = 1.6404 miles

Start: 14:06 Flag 14:29 End: 14:30

Results can be found at www.tsl-timing.com

Printed - 14:36 Saturday, 11 September 2021

MCRCB BULLETIN TK170

2021 Bennetts British Superbike Championship - Round 8

2021 Honda British Talent Cup

RACE 1 - STATISTICS

Competitors Started 30
Planned Start 2021-09-11 @ 14:05:00.000
Actual Start 2021-09-11 @ 14:06:05.788
Finish Time 2021-09-11 @ 14:29:11.075
Track Length 1.6404mi.
Total Laps 602
Total Distance Covered 987.5589mi.

Session Fastest Lap History

NO	NAME	LAP TIME	TIME OF DAY	LAP	VEHICLE
57	Johnny GARNESS	1:03.324	14:08:13.931	2	Honda
4	Sullivan MOUNSEY	1:02.681	14:08:14.190	2	Honda
74	Carter BROWN	1:02.668	14:08:14.378	2	Honda
34	James COOK	1:02.619	14:08:14.551	2	Honda
34	James COOK	1:02.398	14:13:29.955	7	Honda
57	Johnny GARNESS	1:02.267	14:18:45.655	12	Honda
48	Ollie WALKER	1:02.240	14:20:51.410	14	Honda

Session Leader History

NO	NAME	FROM LAP	LAPS LED	DISTANCE	VEHICLE
57	Johnny GARNESS	1	4	6.56 miles	Honda
74	Carter BROWN	5	3	4.92 miles	Honda
4	Sullivan MOUNSEY	8	2	3.28 miles	Honda
74	Carter BROWN	10	5	8.20 miles	Honda
57	Johnny GARNESS	15	1	1.64 miles	Honda
74	Carter BROWN	16	1	1.64 miles	Honda
57	Johnny GARNESS	17	5	8.20 miles	Honda
48	Ollie WALKER	22	1	1.64 miles	Honda

Flag History

TYPE **TIME OF DAY**
GREEN 14:06:05.788
FINISH 14:29:11.075

Flag Statistics

TYPE	COUNT	TOTAL LAPS	TOTAL TIME
Green	1	22	24:40.918
Red	0	0	0.000
Safety Car	0	0	0.000
FCY	0	0	0.000

Weather / Track : Cloudy / Dry

Silverstone
Circuit Length = 1.6404 miles
Start: 14:06 Flag 14:29 End: 14:30

Results can be found at www.tsl-timing.com

Printed - 14:37 Saturday, 11 September 2021

MCRCB BULLETIN TK171

2021 Bennetts British Superbike Championship - Round 8

2021 Honda British Talent Cup

RACE 1 - SESSION NOTES

TIME	MESSAGE
13:51:20	PITLANE OPEN
13:55:01	PITLANE CLOSED
13:58:00	5 MINUTES TO WARM UP LAPS
13:58:01	
14:00:00	3 MINUTES TO WARM UP LAPS
14:02:01	1 MINUTE TO WARM UP LAPS
14:02:01	
14:02:33	30 SECONDS TO WARM UP LAPS
14:02:33	
14:02:47	GREEN FLAG - 2 WARM UP LAPS
14:02:47	
14:02:48	
14:02:48	
14:05:23	RACE START
14:08:14	NO JUMP STARTS
14:08:14	
14:09:19	NO. 67 AND 52 FALLER AT T3/4 BECKETTS - RIDERS OK
14:14:34	NO. 34 FALLER AT T6 LUFFIELD - RIDER OK
14:14:34	
14:21:09	TWO THIRDS DISTANCE COMPLETED

Weather / Track : Cloudy / Dry

Results can be found at www.tsl-timing.com

Silverstone
Circuit Length = 1.6404 miles
Start: 14:06 Flag 14:29 End: 14:30

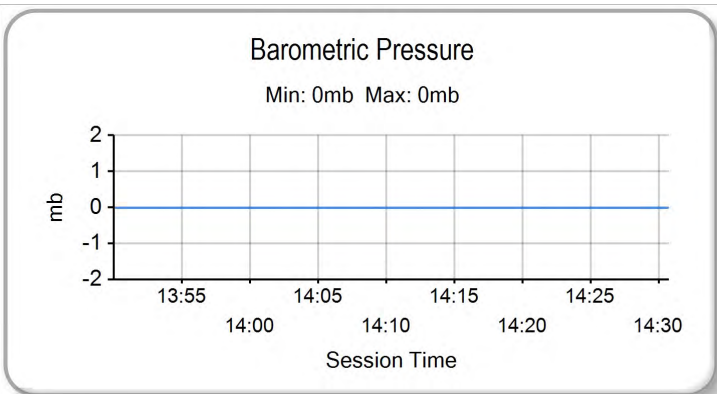
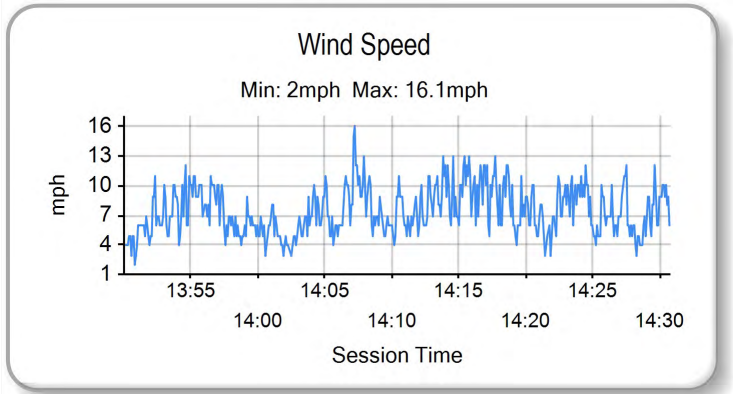
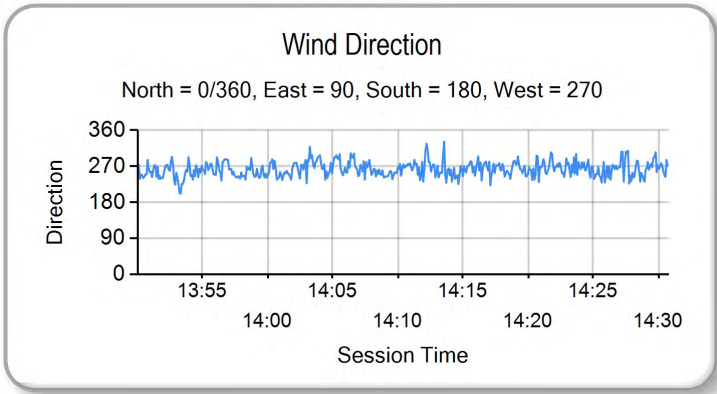
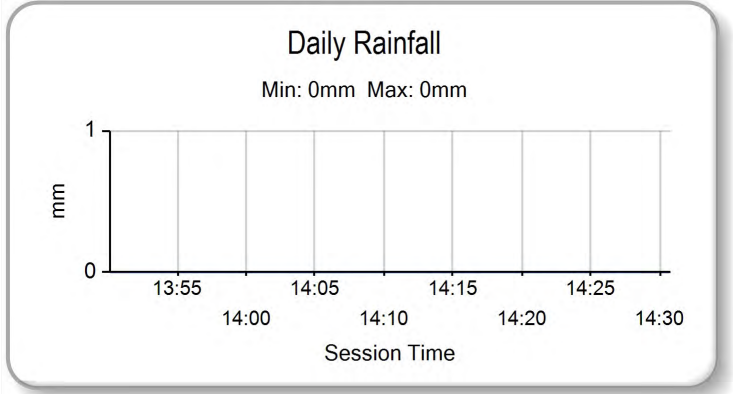
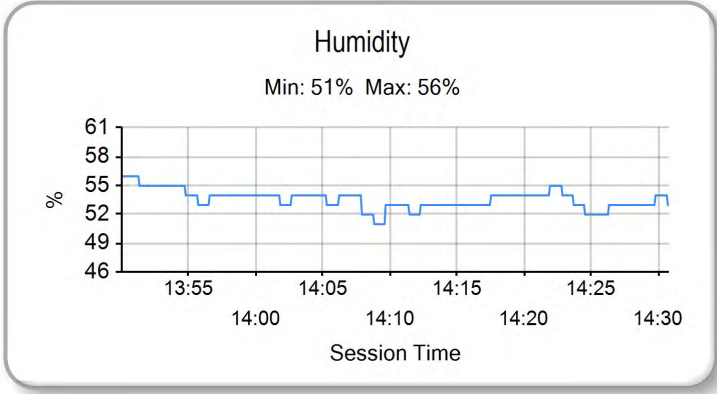
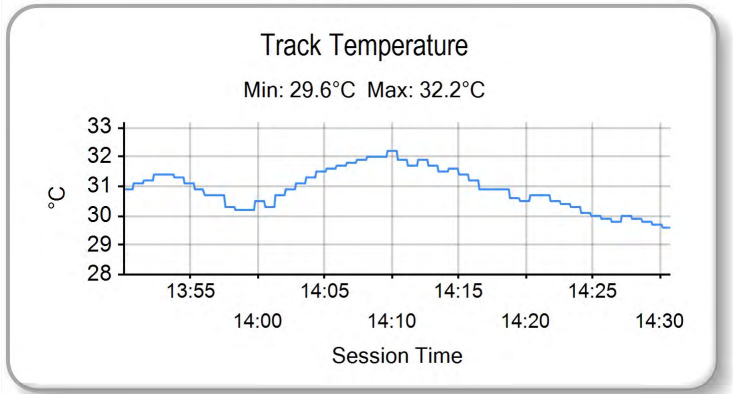
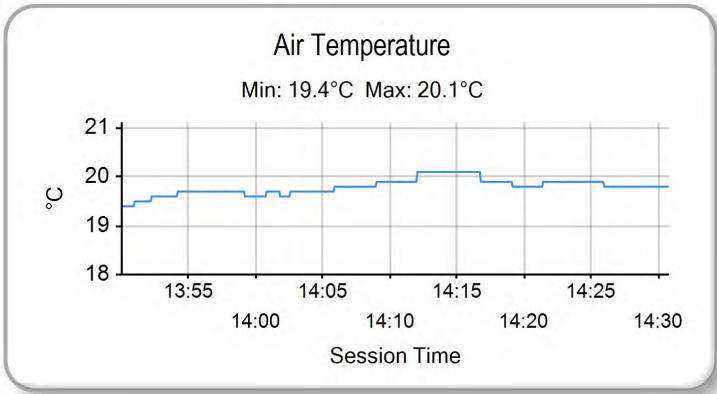
Printed - 14:37 Saturday, 11 September 2021

MCRCB BULLETIN TK172

2021 Bennetts British Superbike Championship - Round 8

2021 Honda British Talent Cup

RACE 1 - WEATHER CONDITIONS



Weather / Track : Cloudy / Dry

Results can be found at www.tsl-timing.com

Silverstone
Circuit Length = 1.6404 miles
Start: 14:06 Flag 14:29 End: 14:30

Printed - 14:37 Saturday, 11 September 2021



		TOTAL	GAP	DIFF	Races																		Wins	Seconds	Thirds		
					1	2	3	4	5	6	7	8	9	10	11	12	13	14	15	16	17	18					
					25th-27th June	Oulton Park International	9th-11th July	Knockhill	23rd-25th July	Brands Hatch GP	30th July-1st August	Thruxton	13th-15th August	Donington Park National	27th-29th August	Silverstone GP	3rd-5th September	Snetterton 300	10th-12th September	Silverstone National	1st-3rd October	Donington Park GP					
1	Evan BELFORD (Honda)	220			20	16	25	25	20	25	10	10	7	7	7	16	16	16							3	2	4
2	Casey O'GORMAN (Honda)	210	10		25	25						20	25	25	20	25	25	20							6	3	0
3	Carter BROWN (Honda)	209	11	1	16	20	11	25	13	25	11	9	8	16	11	20	13	11							2	2	2
4	Johnny GARNES (Honda)	179	41	30	11	13	20	20	11	16		25	20	16	2	25									2	3	2
5	Jamie LYONS (Honda)	171	49	8	8	9	6	6	8	9	20	8	13	10	25	20	9	7	13						1	2	0
6	Ollie WALKER (Honda)	131	89	40	10	8	10	7	10	13	13	10	11	6	8	25									1	0	0
7	James COOK (Honda)	129	91	2	5	11	13	16	20	11	16	16			10	11									0	1	3
8	Harrison CROSBY (Honda)	114	106	15	9	10	16	6	5		6	5	5	13	13	10	16								0	0	2
9	Sullivan MOUNSEY (Honda)	94	126	20	8		9	7	7	7	4	9	13	10		20									0	1	0
10	Kiyano VEIJER (Honda)	91	129	3		7	8	3	4	8	9	8	20	2	5	8	1	8							0	1	0
11	Cormac BUCHANAN (Honda)	84	136	7	11	13	16	10	16					9	9										0	0	2
12	Bailey STUART-CAMPBELL (Honda)	69	151	15	6	9	9	4	6		11	13	11												0	0	0
13	Troy JEFFREY (Honda)	52	168	17	4	7	10			9	4	6	2				10								0	0	0
14	Rhys STEPHENSON (Honda)	48	172	4	5	1		1	2	5	2	4	8	8	11	1									0	0	0
15	Ryan HITCHCOCK (Honda)	44	176	4	13		7	13	11																0	0	0
16	Corey TINKER (Honda)	39	181	5							1	6	10	9	7	6									0	0	0
17	Rossi BANHAM (Honda)	38	182	1		5	5	8	4	5	3	5		3		3									0	0	0
18	Lucas BROWN (Honda)	30	190	8	2		1	3	6		3	3	7		5										0	0	0
19	Harley McCABE (Honda)	29	191	1			2		3				4	6	5	9									0	0	0
20	Mason JOHNSON (Honda)	26	194	3	7	4	1	5			3	1			5										0	0	0
21	Luca HOPKINS (Honda)	20	200	6	1	2	3	4	1	2				3	2	2									0	0	0
22	Harrison DESSOY (Honda)	16	204	4											6	4	6								0	0	0
23	Rossi DOBSON (Honda)	15	205	1	6	2	3	2			2														0	0	0
24	Julian CORREA (Honda)	12	208	3									1	4	3	4									0	0	0
25	Josh BANNISTER (Honda)	10	210	2							1				2	7									0	0	0
26	Harrison MACKAY (Honda)	7	213	3	3	3				1															0	0	0
27	Alexander ROWAN (Honda)	5	215	2											1	1	3								0	0	0
28	Lucas HILL (Honda)	4	216	1		4																			0	0	0
29	JJ CUNNINGHAM (Honda)	4	216	0												4									0	0	0

RACE 2 - GRID (22 Laps) - PROVISIONAL

ROW 10	30	1:06.269	27	Ted WILKINSON	29	1:04.837	51	Holly HARRIS	28	1:04.781	99	Peter WILLIS		
ROW 9			27	1:04.727	22	Anthony EAGLE	26	1:04.626	44	Lucas HILL	25	1:04.186	71	Daniel GOODMAN
ROW 8	24	1:03.996	5	Mason JOHNSON	23	1:03.679	33	JJ CUNNINGHAM	22	1:03.590	2	Rhys COATES		
ROW 7			21	1:03.577	61	Harrison MACKAY	20	1:03.483	52	Evan BELFORD	19	1:03.445	41	Luca HOPKINS
ROW 6	18	1:03.435	67	Casey O'GORMAN	17	1:03.387	96	Rossi BANHAM	16	1:03.244	65	Alexander ROWAN		
ROW 5			15	1:03.217	40	Julian CORREA	14	1:03.005	29	Lucas BROWN	13	1:03.003	21	Troy JEFFREY
ROW 4	12	1:02.925	53	Kiyano VEIJER	11	1:02.910	23	Rhys STEPHENSON	10	1:02.862	79	Harley McCABE		
ROW 3			9	1:02.836	55	Harrison DESOY	8	1:02.786	12	Josh BANNISTER	7	1:02.567	7	Jamie LYONS
ROW 2	6	1:02.555	4	Sullivan MOUNSEY	5	1:02.506	74	Carter BROWN	4	1:02.423	15	Harrison CROSBY		
ROW 1			3	1:02.398	34	James COOK	2	1:02.267	57	Johnny GARNES	1	1:02.240	48	Ollie WALKER
														Pole

Silverstone

These results are provisional until the conclusion of any judicial and technical matters.

Circuit Length = 1.6404 miles

Race Director : Stuart Higgs	Stewards :	Timekeeper : Richard Evans
------------------------------	------------	----------------------------

Results can be found at www.britishsuperbike.com

Printed - 14:40 Saturday, 11 September 2021

POS	NO	NAME	NAT	ENTRY	TIME	ON	LAPS	GAP	DIFF	MPH
1	67	Casey O'GORMAN	GBR	Honda - Microlise Cresswell Racing	1:01.994	7	8			95.26
2	57	Johnny GARNES	GBR	Honda - City Lifting by RS Racing	1:02.141	8	8	0.147	0.147	95.03
3	4	Sullivan MOUNSEY	GBR	Honda - iForce Lloyd & Jones	1:02.540	8	8	0.546	0.399	94.43
4	48	Ollie WALKER	GBR	Honda - Moto Rapido / SP125 Racing	1:02.786	5	8	0.792	0.246	94.06
5	29	Lucas BROWN	GBR	Honda - Amphibian Scaffolding / SP125 Racing	1:02.817	5	8	0.823	0.031	94.01
6	7	Jamie LYONS	GBR	Honda - C&M Motors Ltd / Tooltec Racing	1:02.904	6	8	0.910	0.087	93.88
7	23	Rhys STEPHENSON	GBR	Honda - Rocket Racing	1:02.916	8	8	0.922	0.012	93.86
8	79	Harley McCABE	GBR	Honda - MLav VisionTrack Academy	1:02.920	8	8	0.926	0.004	93.85
9	65	Alexander ROWAN	GBR	Honda - Victoria House Mortimer Racing	1:02.993	8	8	0.999	0.073	93.75
10	12	Josh BANNISTER	GBR	Honda - Dunsley Heat Racing	1:03.121	6	8	1.127	0.128	93.56
11	15	Harrison CROSBY	GBR	Honda - Banks Racing	1:03.207	7	8	1.213	0.086	93.43
12	52	Evan BELFORD	GBR	Honda - City Lifting by RS Racing	1:03.223	6	7	1.229	0.016	93.41
13	5	Mason JOHNSON	GBR	Honda - Johnson Racing	1:03.260	8	8	1.266	0.037	93.35
14	96	Rossi BANHAM	GBR	Honda - MJL Racing	1:03.273	7	8	1.279	0.013	93.33
15	61	Harrison MACKAY	GBR	Honda - True Heroes Racing / Super Soco	1:03.363	5	8	1.369	0.090	93.20
16	34	James COOK	GBR	Honda - Wilson Racing	1:03.446	5	8	1.452	0.083	93.08
17	53	Kiyano VEIJER	NLD	Honda - Microlise Cresswell Racing	1:03.467	8	8	1.473	0.021	93.05
18	21	Troy JEFFREY	GBR	Honda - Stiggymotorsport	1:03.485	6	7	1.491	0.018	93.02
19	44	Lucas HILL	GBR	Honda - Ashcourt Racing	1:03.493	6	8	1.499	0.008	93.01
20	33	JJ CUNNINGHAM	GBR	Honda - Thorneycroft56 / JCRsupersport	1:03.644	7	8	1.650	0.151	92.79
21	41	Luca HOPKINS	GBR	Honda - Wilson Racing	1:03.648	7	8	1.654	0.004	92.78
22	40	Julian CORREA	USA	Honda - Microlise Cresswell Racing	1:03.754	6	8	1.760	0.106	92.63
23	99	Peter WILLIS	GBR	Honda - WM Racing	1:04.181	4	8	2.187	0.427	92.01
24	22	Anthony EAGLE	UZB	Honda - Microlise Cresswell Racing	1:04.289	6	8	2.295	0.108	91.86
25	71	Daniel GOODMAN	GBR	Honda - MLav VisionTrack Academy	1:04.436	6	8	2.442	0.147	91.65
26	2	Rhys COATES	GBR	Honda - Ernie Coates Race Support / SP125 Racing	1:04.735	6	8	2.741	0.299	91.22
27	27	Ted WILKINSON	GBR	Honda - RMB Racing	1:05.057	4	8	3.063	0.322	90.77
28	51	Holly HARRIS	GBR	Honda - MJL Racing	1:05.058	6	8	3.064	0.001	90.77
29	55	Harrison DESSOY	GBR	Honda - Thorneycroft56 Racing	1:05.984	5	6	3.990	0.926	89.50
30	74	Carter BROWN	GBR	Honda - City Lifting by RS Racing			1			

Weather / Track : Cloudy / Dry

These results are provisional until the conclusion of any judicial and technical matters.

Silverstone

Circuit Length = 1.6404 miles

Start: 09:15 Flag 09:23 End: 09:25

Race Director : Stuart Higgs	Stewards :	Timekeeper : Richard Evans
------------------------------	------------	----------------------------

Results can be found at www.britishsuperbike.com

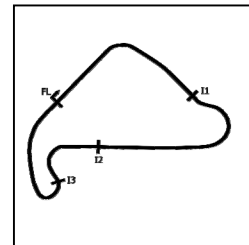
Printed - 09:26 Sunday, 12 September 2021

MCRCB BULLETIN TK248

2021 Bennetts British Superbike Championship - Round 8

2021 Honda British Talent Cup

WARM UP - SECTOR ANALYSIS



SECTOR 1 = FL to I1, SECTOR 2 = I1 to I2 SECTOR 3 = I2 to I3, SECTOR 4 = I3 to FL, DIFF = Difference To Personal Best Lap, P = Crossed Finish Line in Pit Lane, D = Time Disallowed

P1	67	Casey O'GORMAN	Honda - Microlise Cresswell Racing					
IDEAL LAP TIME : 1:01.781		BEST LAP TIME : 1:01.994		DIFFERENCE : 0.213				

LAP	SECTOR 1	SECTOR 2	SECTOR 3	SECTOR 4	LAP TIME	MPH	DIFF	TIME OF DAY
1 -	OUTLAP	21.505 124.5	10.753	16.065 117.3				09:16:08.053
2 -	16.938	21.016 123.5	10.209	15.537 118.3	1:03.700	92.71	1.706	09:17:11.753
3 -	17.082	21.067 121.7	10.196	15.505 118.5	1:03.850	92.49	1.856	09:18:15.603
4 -	16.607	20.729 122.9	10.081	15.383 119.6	1:02.800	94.03	0.806	09:19:18.403
5 -	16.538	20.925 120.9	15.531	16.408 120.0	1:09.402	85.09	7.408	09:20:27.805
6 -	16.429	20.606 124.5	10.004	15.228 121.3	1:02.267 (3)	94.84	0.273	09:21:30.072
7 -	16.250	20.535 126.8	10.043	15.166 121.5	1:01.994 (1)	95.26		09:22:32.066
8 -	16.455	20.614 124.0	9.830	15.283 120.2	1:02.182 (2)	94.97	0.188	09:23:34.248

P2	57	Johnny GARNES	Honda - City Lifting by RS Racing					
IDEAL LAP TIME : 1:01.699		BEST LAP TIME : 1:02.141		DIFFERENCE : 0.442				

LAP	SECTOR 1	SECTOR 2	SECTOR 3	SECTOR 4	LAP TIME	MPH	DIFF	TIME OF DAY
1 -	OUTLAP	22.265 122.6	11.756	15.957 123.1				09:16:18.093
2 -	16.828	20.946 127.8	10.588	15.466 124.9	1:03.828	92.52	1.687	09:17:21.921
3 -	16.701	20.515 127.5	10.691	15.520 124.0	1:03.427	93.10	1.286	09:18:25.348
4 -	16.483	20.835 128.3	10.590	15.487 124.5	1:03.395	93.15	1.254	09:19:28.743
5 -	16.423	20.661 129.5	10.388	15.235 126.1	1:02.707	94.17	0.566	09:20:31.450
6 -	16.203	20.280 128.8	10.608	15.147 125.2	1:02.238 (2)	94.88	0.097	09:21:33.688
7 -	16.140	20.561 128.5	10.296	15.273 124.0	1:02.270 (3)	94.83	0.129	09:22:35.958
8 -	16.318	20.447 129.0	10.132	15.244 124.7	1:02.141 (1)	95.03		09:23:38.099

P3	4	Sullivan MOUNSEY	Honda - iForce Lloyd & Jones					
IDEAL LAP TIME : 1:02.127		BEST LAP TIME : 1:02.540		DIFFERENCE : 0.413				

LAP	SECTOR 1	SECTOR 2	SECTOR 3	SECTOR 4	LAP TIME	MPH	DIFF	TIME OF DAY
1 -	OUTLAP	22.051 123.3	10.992	15.823 121.5				09:16:10.054
2 -	16.711	20.918 126.1	10.169	15.450 122.9	1:03.248	93.37	0.708	09:17:13.302
3 -	16.768	20.652 126.8	10.529	15.354 122.9	1:03.303	93.29	0.763	09:18:16.605
4 -	16.605	20.732 126.8	10.090	15.302 121.7	1:02.729	94.14	0.189	09:19:19.334
5 -	16.438	20.602 123.5	10.198	15.395 118.7	1:02.633 (2)	94.29	0.093	09:20:21.967
6 -	19.690	23.525 120.9	10.066	15.246 122.0	1:08.527	86.18	5.987	09:21:30.494
7 -	16.378	20.938 124.2	10.075	15.303 121.7	1:02.694 (3)	94.19	0.154	09:22:33.188
8 -	16.266	20.940 124.7	10.013	15.321 122.9	1:02.540 (1)	94.43		09:23:35.728

P4	48	Ollie WALKER	Honda - Moto Rapido / SP125 Racing					
IDEAL LAP TIME : 1:02.510		BEST LAP TIME : 1:02.786		DIFFERENCE : 0.276				

LAP	SECTOR 1	SECTOR 2	SECTOR 3	SECTOR 4	LAP TIME	MPH	DIFF	TIME OF DAY
1 -	OUTLAP	22.129 117.1	10.985	15.970 120.0				09:16:08.099
2 -	17.000	21.602 123.1	10.556	15.623 118.7	1:04.781	91.16	1.995	09:17:12.880
3 -	16.726	20.974 122.0	10.496	15.348 123.1	1:03.544	92.93	0.758	09:18:16.424
4 -	16.553	20.918 124.5	10.280	15.215 122.6	1:02.966 (2)	93.79	0.180	09:19:19.390
5 -	16.528	20.610 125.6	10.316	15.332 120.0	1:02.786 (1)	94.06		09:20:22.176
6 -	17.052	20.861 122.2	10.157	15.410 118.5	1:03.480	93.03	0.694	09:21:25.656
7 -	16.679	20.900 121.3	10.179	15.465 118.1	1:03.223	93.41	0.437	09:22:28.879
8 -	16.666	20.768 121.3	10.187	15.432 118.3	1:03.053 (3)	93.66	0.267	09:23:31.932

Weather / Track : Cloudy / Dry

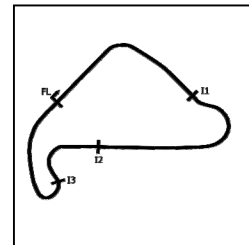
Silverstone
Circuit Length = 1.6404 miles
Start: 09:15 Flag 09:23 End: 09:25

MCRCB BULLETIN TK248

2021 Bennetts British Superbike Championship - Round 8

2021 Honda British Talent Cup

WARM UP - SECTOR ANALYSIS



SECTOR 1 = FL to I1, SECTOR 2 = I1 to I2 SECTOR 3 = I2 to I3, SECTOR 4 = I3 to FL, DIFF = Difference To Personal Best Lap, P = Crossed Finish Line in Pit Lane, D = Time Disallowed

P5	29	Lucas BROWN				Honda - Amphibian Scaffolding / SP125 Racing			
IDEAL LAP TIME : 1:02.629		BEST LAP TIME : 1:02.817		DIFFERENCE : 0.188					

LAP	SECTOR 1	SECTOR 2	SECTOR 3	SECTOR 4	LAP TIME	MPH	DIFF	TIME OF DAY	
1 -	OUTLAP	22.103	120.4	10.910	16.273	116.9		09:16:08.041	
2 -	17.143	21.253	120.6	10.634	15.628	118.7	1.04.658	91.33 1.841 09:17:12.699	
3 -	16.812	20.972	124.5	10.406	15.500	117.9	1:03.690	92.72 0.873 09:18:16.389	
4 -	16.874	21.175	122.6	10.118	15.573	119.8	1:03.740	92.65 0.923 09:19:20.129	
5 -	16.467	20.951	122.6	10.003	15.396	118.5	1:02.817 (1)	94.01	09:20:22.946
6 -	16.709	20.763	122.2	10.116	15.474	118.9	1:03.062 (2)	93.64 0.245 09:21:26.008	
7 -	16.570	20.944	123.8	10.167	15.464	118.5	1:03.145 (3)	93.52 0.328 09:22:29.153	
8 -	16.600	20.890	124.9	10.266	15.600	116.9	1:03.356	93.21 0.539 09:23:32.509	

P6	7	Jamie LYONS				Honda - C&M Motors Ltd / Tooltec Racing			
IDEAL LAP TIME : 1:02.513		BEST LAP TIME : 1:02.904		DIFFERENCE : 0.391					

LAP	SECTOR 1	SECTOR 2	SECTOR 3	SECTOR 4	LAP TIME	MPH	DIFF	TIME OF DAY	
1 -	OUTLAP	22.587	118.9	10.694	15.760	117.7		09:16:23.726	
2 -	16.706	21.032	121.7	9.958	15.579	119.4	1:03.275	93.33 0.371 09:17:27.001	
3 -	16.893	21.019	122.4	10.019	15.528	120.9	1:03.459	93.06 0.555 09:18:30.460	
4 -	16.617	20.709	124.5	10.709	15.722	120.9	1:03.757	92.62 0.853 09:19:34.217	
5 -	16.498	20.864	121.5	9.823	15.752	119.6	1:02.937 (2)	93.83 0.033 09:20:37.154	
6 -	16.472	20.972	120.6	9.804	15.656	116.7	1:02.904 (1)	93.88	09:21:40.058
7 -	16.837	21.071	120.4	9.863	15.552	116.9	1:03.323	93.26 0.419 09:22:43.381	
8 -	16.670	20.978	120.4	9.812	15.543	116.7	1:03.003 (3)	93.73 0.099 09:23:46.384	

P7	23	Rhys STEPHENSON				Honda - Rocket Racing			
IDEAL LAP TIME : 1:02.643		BEST LAP TIME : 1:02.916		DIFFERENCE : 0.273					

LAP	SECTOR 1	SECTOR 2	SECTOR 3	SECTOR 4	LAP TIME	MPH	DIFF	TIME OF DAY	
1 -	OUTLAP	21.927	120.9	10.502	15.709	118.3		09:16:08.507	
2 -	16.727	21.262	125.4	10.093	15.683	118.5	1:03.765	92.61 0.849 09:17:12.272	
3 -	16.963	21.109	125.2	10.137	15.370	118.5	1:03.579	92.88 0.663 09:18:15.851	
4 -	16.452	21.260	121.3	10.087	15.381	117.1	1:03.180 (3)	93.47 0.264 09:19:19.031	
5 -	16.589	20.847	123.3	10.175	15.503	118.7	1:03.114 (2)	93.57 0.198 09:20:22.145	
6 -	16.841	21.167	121.7	10.209	15.402	119.8	1:03.619	92.82 0.703 09:21:25.764	
7 -	16.728	20.839	124.5	10.197	15.572	117.9	1:03.336	93.24 0.420 09:22:29.100	
8 -	16.523	20.968	122.6	9.982	15.443	119.8	1:02.916 (1)	93.86	09:23:32.016

P8	79	Harley McCABE				Honda - MLav VisionTrack Academy			
IDEAL LAP TIME : 1:02.652		BEST LAP TIME : 1:02.920		DIFFERENCE : 0.268					

LAP	SECTOR 1	SECTOR 2	SECTOR 3	SECTOR 4	LAP TIME	MPH	DIFF	TIME OF DAY	
1 -	OUTLAP	22.472	123.3	10.954	15.949	119.6		09:16:09.997	
2 -	16.961	21.198	126.3	10.537	15.599	121.3	1:04.295	91.85 1.375 09:17:14.292	
3 -	16.969	21.036	125.6	10.460	15.480	121.7	1:03.945	92.35 1.025 09:18:18.237	
4 -	16.765	21.170	125.4	10.419	15.524	121.1	1:03.878	92.45 0.958 09:19:22.115	
5 -	16.530	20.977	125.6	10.683	15.499	120.9	1:03.689	92.72 0.769 09:20:25.804	
6 -	16.428	20.909	127.0	10.368	15.552	118.5	1:03.257 (2)	93.35 0.337 09:21:29.061	
7 -	16.705	20.926	124.7	10.408	15.237	122.4	1:03.276 (3)	93.33 0.356 09:22:32.337	
8 -	16.485	20.777	124.2	10.210	15.448	120.4	1:02.920 (1)	93.85	09:23:35.257

Weather / Track : Cloudy / Dry

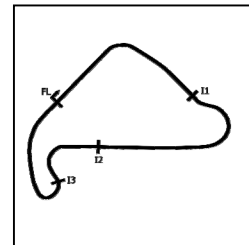
Silverstone
Circuit Length = 1.6404 miles
Start: 09:15 Flag 09:23 End: 09:25

MCRCB BULLETIN TK248

2021 Bennetts British Superbike Championship - Round 8

2021 Honda British Talent Cup

WARM UP - SECTOR ANALYSIS



SECTOR 1 = FL to I1, SECTOR 2 = I1 to I2, SECTOR 3 = I2 to I3, SECTOR 4 = I3 to FL, DIFF = Difference To Personal Best Lap, P = Crossed Finish Line in Pit Lane, D = Time Disallowed

P9 65		Alexander ROWAN				Honda - Victoria House Mortimer Racing			
IDEAL LAP TIME : 1:02.894		BEST LAP TIME : 1:02.993		DIFFERENCE : 0.099					
LAP	SECTOR 1	SECTOR 2	SECTOR 3	SECTOR 4	LAP TIME	MPH	DIFF	TIME OF DAY	
1 -	OUTLAP	22.917	120.2	12.029	16.100	116.5		09:16:15.657	
2 -	17.565	21.232	124.5	11.010	15.900	120.2	1:05.707	89.87 2.714 09:17:21.364	
3 -	16.811	20.962	119.1	11.134	15.570	121.3	1:04.477	91.59 1.484 09:18:25.841	
4 -	16.572	20.838	125.2	10.619	15.501	121.7	1:03.530	92.95 0.537 09:19:29.371	
5 -	16.339	20.921	125.6	10.502	15.561	121.3	1:03.323	93.26 0.330 09:20:32.694	
6 -	16.305	20.703	124.5	10.638	15.623	121.1	1:03.269 (3)	93.34 0.276 09:21:35.963	
7 -	16.338	20.698	124.9	10.530	15.601	121.3	1:03.167 (2)	93.49 0.174 09:22:39.130	
8 -	16.280	20.611	125.9	10.564	15.538	122.2	1:02.993 (1)	93.75	09:23:42.123

P10 12		Josh BANNISTER				Honda - Dunsley Heat Racing			
IDEAL LAP TIME : 1:02.916		BEST LAP TIME : 1:03.121		DIFFERENCE : 0.205					
LAP	SECTOR 1	SECTOR 2	SECTOR 3	SECTOR 4	LAP TIME	MPH	DIFF	TIME OF DAY	
1 -	OUTLAP	22.024	117.5	10.916	16.037	114.7		09:16:07.516	
2 -	17.307	21.314	118.7	10.240	15.771	116.9	1:04.632	91.37 1.511 09:17:12.148	
3 -	17.047	21.142	120.0	10.359	15.508	117.7	1:04.056	92.19 0.935 09:18:16.204	
4 -	16.679	21.051	120.6	10.359	15.511	119.6	1:03.600	92.85 0.479 09:19:19.804	
5 -	16.625	21.080	118.9	10.197	15.405	119.1	1:03.307	93.28 0.186 09:20:23.111	
6 -	16.614	20.986	122.0	10.125	15.396	119.4	1:03.121 (1)	93.56	09:21:26.232
7 -	16.478	20.917	120.6	10.350	15.413	119.4	1:03.158 (2)	93.50 0.037 09:22:29.390	
8 -	16.492	21.119	121.7	10.136	15.488	118.3	1:03.235 (3)	93.39 0.114 09:23:32.625	

P11 15		Harrison CROSBY				Honda - Banks Racing			
IDEAL LAP TIME : 1:03.049		BEST LAP TIME : 1:03.207		DIFFERENCE : 0.158					
LAP	SECTOR 1	SECTOR 2	SECTOR 3	SECTOR 4	LAP TIME	MPH	DIFF	TIME OF DAY	
1 -	OUTLAP	23.037	117.1	10.556	15.959	115.3		09:16:33.560	
2 -	17.020	21.412	120.0	10.185	15.642	116.9	1:04.259	91.90 1.052 09:17:37.819	
3 -	16.725	21.146	120.0	9.953	15.675	116.7	1:03.499 (3)	93.00 0.292 09:18:41.318	
4 -	16.841	21.234	119.4	10.031	15.749	116.3	1:03.855	92.48 0.648 09:19:45.173	
5 -	16.711	21.118	120.6	10.085	15.510	116.9	1:03.424 (2)	93.11 0.217 09:20:48.597	
6 -	17.160	21.262	120.0	10.113	15.730	116.5	1:04.265	91.89 1.058 09:21:52.862	
7 -	16.649	20.996	120.6	10.066	15.496	117.3	1:03.207 (1)	93.43	09:22:56.069
8 -	16.604	21.198	121.7	10.994	16.577	107.3	1:05.373	90.33 2.166 09:24:01.442	

P12 52		Evan BELFORD				Honda - City Lifting by RS Racing			
IDEAL LAP TIME : 1:03.003		BEST LAP TIME : 1:03.223		DIFFERENCE : 0.220					
LAP	SECTOR 1	SECTOR 2	SECTOR 3	SECTOR 4	LAP TIME	MPH	DIFF	TIME OF DAY	
1 -	OUTLAP	23.341	118.5	11.324	IN PIT		P	09:16:32.033	
2 -	OUTLAP	22.111	121.3	10.727	15.711	119.1	1:59.560	49.39 56.337 09:18:31.593	
3 -	17.035	21.702	121.5	10.407	15.538	119.4	1:04.682	91.30 1.459 09:19:36.275	
4 -	16.718	21.172	123.5	10.246	15.376	121.3	1:03.512 (2)	92.98 0.289 09:20:39.787	
5 -	16.624	21.049	124.7	10.289	15.574	120.9	1:03.536 (3)	92.94 0.313 09:21:43.323	
6 -	16.466	20.915	123.5	10.367	15.475	118.7	1:03.223 (1)	93.41	09:22:46.546
7 -	16.681	21.218	124.2	10.399	15.696	121.1	1:03.994	92.28 0.771 09:23:50.540	

P13 5		Mason JOHNSON				Honda - Johnson Racing			
IDEAL LAP TIME : 1:03.158		BEST LAP TIME : 1:03.260		DIFFERENCE : 0.102					
LAP	SECTOR 1	SECTOR 2	SECTOR 3	SECTOR 4	LAP TIME	MPH	DIFF	TIME OF DAY	
1 -	OUTLAP	22.187	119.1	10.812	16.140	115.7		09:16:07.960	
2 -	17.079	21.435	119.6	10.477	15.877	118.1	1:04.868	91.04 1.608 09:17:12.828	
3 -	16.794	21.257	121.7	10.523	15.748	117.5	1:04.322	91.81 1.062 09:18:17.150	
4 -	16.728	21.160	120.2	10.236	15.816	116.5	1:03.940	92.36 0.680 09:19:21.090	
5 -	16.777	21.228	119.4	10.286	15.777	115.9	1:04.068	92.17 0.808 09:20:25.158	
6 -	16.791	21.073	118.9	10.059	15.995	114.1	1:03.918 (3)	92.39 0.658 09:21:29.076	
7 -	16.842	21.215	121.1	10.127	15.544	117.1	1:03.728 (2)	92.66 0.468 09:22:32.804	
8 -	16.703	21.175	121.5	9.862	15.520	117.7	1:03.260 (1)	93.35	09:23:36.064

Weather / Track : Cloudy / Dry

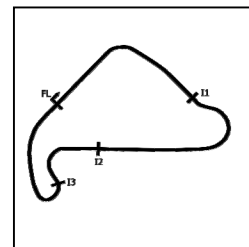
Silverstone
Circuit Length = 1.6404 miles
Start: 09:15 Flag 09:23 End: 09:25

MCRCB BULLETIN TK248

2021 Bennetts British Superbike Championship - Round 8

2021 Honda British Talent Cup

WARM UP - SECTOR ANALYSIS



SECTOR 1 = FL to I1, SECTOR 2 = I1 to I2, SECTOR 3 = I2 to I3, SECTOR 4 = I3 to FL, DIFF = Difference To Personal Best Lap, P = Crossed Finish Line in Pit Lane, D = Time Disallowed

P14 96		Rossi BANHAM		Honda - MJL Racing							
IDEAL LAP TIME : 1:02.858		BEST LAP TIME : 1:03.273		DIFFERENCE : 0.415							
LAP	SECTOR 1	SECTOR 2		SECTOR 3		SECTOR 4		LAP TIME	MPH	DIFF	TIME OF DAY
1 -	OUTLAP	21.826	122.2	10.464	15.637	117.1					09:16:23.351
2 -	16.948	21.181	120.4	10.229	15.403	119.6	1:03.761	92.62	0.488		09:17:27.112
3 -	16.831	21.191	122.4	10.074	15.466	117.9	1:03.562 (3)	92.91	0.289		09:18:30.674
4 -	17.147	21.010	123.3	10.316	15.359	120.9	1:03.832	92.51	0.559		09:19:34.506
5 -	16.809	20.926	122.9	10.129	15.506	118.7	1:03.370 (2)	93.19	0.097		09:20:37.876
6 -	16.687	20.988	120.6	10.417	15.528	117.1	1:03.620	92.82	0.347		09:21:41.496
7 -	16.721	20.738	122.4	10.207	15.607	117.3	1:03.273 (1)	93.33			09:22:44.769
8 -	17.349	21.045	119.6	10.359	15.650	115.9	1:04.403	91.69	1.130		09:23:49.172

P15 61		Harrison MACKAY		Honda - True Heroes Racing / Super Soco							
IDEAL LAP TIME : 1:03.222		BEST LAP TIME : 1:03.363		DIFFERENCE : 0.141							
LAP	SECTOR 1	SECTOR 2		SECTOR 3		SECTOR 4		LAP TIME	MPH	DIFF	TIME OF DAY
1 -	OUTLAP	22.092	120.9	11.176	16.020	120.0					09:16:07.618
2 -	17.266	21.727	120.6	10.967	15.640	122.2	1:05.600	90.02	2.237		09:17:13.218
3 -	17.085	20.936	125.2	10.549	15.543	123.3	1:04.113	92.11	0.750		09:18:17.331
4 -	16.705	20.948	125.4	10.476	15.725	116.5	1:03.854	92.48	0.491		09:19:21.185
5 -	16.593	20.705	124.2	10.435	15.630	120.0	1:03.363 (1)	93.20			09:20:24.548
6 -	16.698	20.914	123.5	10.436	15.621	119.6	1:03.669 (3)	92.75	0.306		09:21:28.217
7 -	16.767	20.890	123.3	10.414	15.582	119.1	1:03.653 (2)	92.77	0.290		09:22:31.870
8 -	16.754	21.008	122.9	10.550	15.510	121.5	1:03.822	92.53	0.459		09:23:35.692

P16 34		James COOK		Honda - Wilson Racing							
IDEAL LAP TIME : 1:03.102		BEST LAP TIME : 1:03.446		DIFFERENCE : 0.344							
LAP	SECTOR 1	SECTOR 2		SECTOR 3		SECTOR 4		LAP TIME	MPH	DIFF	TIME OF DAY
1 -	OUTLAP	22.441	120.2	11.228	15.875	118.7					09:16:11.720
2 -	17.071	21.401	125.9	10.399	15.651	117.9	1:04.522	91.52	1.076		09:17:16.242
3 -	17.048	21.282	121.7	10.440	15.782	116.9	1:04.552	91.48	1.106		09:18:20.794
4 -	16.981	22.214	120.6	10.450	15.303	122.2	1:04.948	90.92	1.502		09:19:25.742
5 -	16.578	21.114	124.2	10.279	15.475	117.9	1:03.446 (1)	93.08			09:20:29.188
6 -	16.741	21.190	121.1	10.278	15.536	117.7	1:03.745 (2)	92.64	0.299		09:21:32.933
7 -	16.784	21.425	120.0	10.214	15.439	118.7	1:03.862 (3)	92.47	0.416		09:22:36.795
8 -	16.768	21.007	121.3	10.565	16.276	109.4	1:04.616	91.39	1.170		09:23:41.411

P17 53		Kiyano VEIJER		Honda - Microlise Cresswell Racing							
IDEAL LAP TIME : 1:02.838		BEST LAP TIME : 1:03.467		DIFFERENCE : 0.629							
LAP	SECTOR 1	SECTOR 2		SECTOR 3		SECTOR 4		LAP TIME	MPH	DIFF	TIME OF DAY
1 -	OUTLAP	22.732	123.8	10.995	15.925	120.0					09:16:13.757
2 -	17.466	21.234	125.4	10.508	15.700	119.4	1:04.908	90.98	1.441		09:17:18.665
3 -	17.374	20.920	125.2	10.444	15.663	119.4	1:04.401	91.70	0.934		09:18:23.066
4 -	16.867	20.693	125.6	10.519	15.507	120.9	1:03.586 (3)	92.87	0.119		09:19:26.652
5 -	17.047	20.824	125.6	10.408	15.535	122.2	1:03.814	92.54	0.347		09:20:30.466
6 -	16.705	20.630	126.6	10.879	15.383	122.0	1:03.597	92.86	0.130		09:21:34.063
7 -	16.685	20.785	124.9	10.672	15.329	123.3	1:03.471 (2)	93.04	0.004		09:22:37.534
8 -	16.577	20.524	128.0	10.653	15.713	117.9	1:03.467 (1)	93.05			09:23:41.001

P18 21		Troy JEFFREY		Honda - Stiggymotorsport							
IDEAL LAP TIME : 1:03.073		BEST LAP TIME : 1:03.485		DIFFERENCE : 0.412							
LAP	SECTOR 1	SECTOR 2		SECTOR 3		SECTOR 4		LAP TIME	MPH	DIFF	TIME OF DAY
1 -	OUTLAP	23.240	120.2	11.058	16.203	116.9					09:16:20.368
2 -	17.262	21.338	122.6	10.706	15.881	118.5	1:05.187	90.59	1.702		09:17:25.555
3 -	17.219	20.931	123.3	10.355	15.737	120.2	1:04.242	91.92	0.757		09:18:29.797
4 -	16.814	20.877	123.1	10.540	15.730	119.4	1:03.961	92.33	0.476		09:19:33.758
5 -	17.057	20.914	122.2	10.262	15.685	119.4	1:03.918 (3)	92.39	0.433		09:20:37.676
6 -	16.644	21.102	121.1	10.082	15.657	118.5	1:03.485 (1)	93.02			09:21:41.161
7 -	16.808	20.711	122.0	10.061	16.096	117.9	1:03.676 (2)	92.74	0.191		09:22:44.837

Weather / Track : Cloudy / Dry

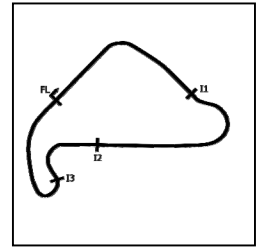
Silverstone
Circuit Length = 1.6404 miles
Start: 09:15 Flag 09:23 End: 09:25

MCRCB BULLETIN TK248

2021 Bennetts British Superbike Championship - Round 8

2021 Honda British Talent Cup

WARM UP - SECTOR ANALYSIS



SECTOR 1 = FL to I1, SECTOR 2 = I1 to I2, SECTOR 3 = I2 to I3, SECTOR 4 = I3 to FL, DIFF = Difference To Personal Best Lap, P = Crossed Finish Line in Pit Lane, D = Time Disallowed

P19 44		Lucas HILL		Honda - Ashcourt Racing							
IDEAL LAP TIME : 1:03.323		BEST LAP TIME : 1:03.493		DIFFERENCE : 0.170							
LAP	SECTOR 1	SECTOR 2		SECTOR 3		SECTOR 4		LAP TIME	MPH	DIFF	TIME OF DAY
1 -	OUTLAP	22.995	120.2	11.910	16.418	116.5					09:16:19.489
2 -	17.275	21.863	120.6	10.867	16.240	116.9	1:06.245	89.14	2.752		09:17:25.734
3 -	17.151	21.231	121.1	10.629	15.639	120.6	1:04.650	91.34	1.157		09:18:30.384
4 -	17.246	21.065	121.7	10.729	15.623	119.6	1:04.663	91.32	1.170		09:19:35.047
5 -	16.586	21.036	121.7	10.567	15.717	119.4	1:03.906 (2)	92.41	0.413		09:20:38.953
6 -	16.756	20.973	121.7	10.275	15.489	119.1	1:03.493 (1)	93.01			09:21:42.446
7 -	16.708	21.251	122.0	10.380	15.652	119.1	1:03.991 (3)	92.28	0.498		09:22:46.437
8 -	16.847	21.218	122.9	10.510	15.713	119.8	1:04.288	91.86	0.795		09:23:50.725

P20 33		JJ CUNNINGHAM		Honda - Thorneycroft56 / JCRsupersport							
IDEAL LAP TIME : 1:03.395		BEST LAP TIME : 1:03.644		DIFFERENCE : 0.249							
LAP	SECTOR 1	SECTOR 2		SECTOR 3		SECTOR 4		LAP TIME	MPH	DIFF	TIME OF DAY
1 -	OUTLAP	24.001	116.1	12.126	18.149	112.7					09:16:21.718
2 -	17.787	21.935	120.2	10.687	15.807	117.3	1:06.216	89.18	2.572		09:17:27.934
3 -	16.996	21.264	123.3	10.701	15.820	119.4	1:04.781	91.16	1.137		09:18:32.715
4 -	16.904	21.290	123.5	10.343	15.712	117.7	1:04.249	91.91	0.605		09:19:36.964
5 -	16.809	21.195	120.0	10.424	15.708	117.7	1:04.136 (3)	92.08	0.492		09:20:41.100
6 -	16.756	21.123	122.6	10.208	15.584	118.5	1:03.671 (2)	92.75	0.027		09:21:44.771
7 -	16.762	20.847	124.0	10.448	15.587	117.7	1:03.644 (1)	92.79			09:22:48.415
8 -	16.873	21.145	122.6	10.301	15.976	116.7	1:04.295	91.85	0.651		09:23:52.710

P21 41		Luca HOPKINS		Honda - Wilson Racing							
IDEAL LAP TIME : 1:03.267		BEST LAP TIME : 1:03.648		DIFFERENCE : 0.381							
LAP	SECTOR 1	SECTOR 2		SECTOR 3		SECTOR 4		LAP TIME	MPH	DIFF	TIME OF DAY
1 -	OUTLAP	23.076	115.9	11.653	16.279	117.3					09:16:11.247
2 -	17.269	21.601	122.4	10.835	15.562	120.4	1:05.267	90.48	1.619		09:17:16.514
3 -	16.972	21.199	123.5	10.856	15.573	121.3	1:04.600	91.41	0.952		09:18:21.114
4 -	16.770	21.298	122.2	10.563	15.731	118.5	1:04.362	91.75	0.714		09:19:25.476
5 -	16.819	21.281	122.2	10.830	15.445	121.3	1:04.375	91.73	0.727		09:20:29.851
6 -	16.514	20.919	122.9	10.949	15.433	121.5	1:03.815 (2)	92.54	0.167		09:21:33.666
7 -	16.493	21.093	122.9	10.770	15.292	121.7	1:03.648 (1)	92.78			09:22:37.314
8 -	16.919	20.923	124.2	10.615	15.605	119.1	1:04.062 (3)	92.18	0.414		09:23:41.376

P22 40		Julian CORREA		Honda - Microlise Cresswell Racing							
IDEAL LAP TIME : 1:03.390		BEST LAP TIME : 1:03.754		DIFFERENCE : 0.364							
LAP	SECTOR 1	SECTOR 2		SECTOR 3		SECTOR 4		LAP TIME	MPH	DIFF	TIME OF DAY
1 -	OUTLAP	22.011	122.4	11.288	15.855	119.1					09:16:11.830
2 -	17.142	21.552	125.2	10.625	15.563	121.1	1:04.882	91.02	1.128		09:17:16.712
3 -	16.820	21.392	125.2	10.687	15.681	120.2	1:04.580	91.44	0.826		09:18:21.292
4 -	16.597	21.463	123.5	10.735	15.505	120.9	1:04.300	91.84	0.546		09:19:25.592
5 -	16.664	21.024	121.5	10.683	15.416	120.6	1:03.787 (2)	92.58	0.033		09:20:29.379
6 -	16.467	21.235	120.9	10.700	15.352	120.6	1:03.754 (1)	92.63			09:21:33.133
7 -	16.655	21.297	121.5	10.604	15.399	120.0	1:03.955 (3)	92.34	0.201		09:22:37.088
8 -	16.481	20.967	123.5	10.936	15.800	117.5	1:04.184	92.01	0.430		09:23:41.272

Weather / Track : Cloudy / Dry

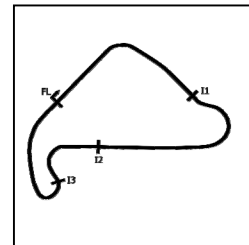
Silverstone
Circuit Length = 1.6404 miles
Start: 09:15 Flag 09:23 End: 09:25

MCRCB BULLETIN TK248

2021 Bennetts British Superbike Championship - Round 8

2021 Honda British Talent Cup

WARM UP - SECTOR ANALYSIS



SECTOR 1 = FL to I1, SECTOR 2 = I1 to I2 SECTOR 3 = I2 to I3, SECTOR 4 = I3 to FL, DIFF = Difference To Personal Best Lap, P = Crossed Finish Line in Pit Lane, D = Time Disallowed

P23	99	Peter WILLIS				Honda - WM Racing			
IDEAL LAP TIME : 1:03.958		BEST LAP TIME : 1:04.181		DIFFERENCE : 0.223					

LAP	SECTOR 1	SECTOR 2	SECTOR 3	SECTOR 4	LAP TIME	MPH	DIFF	TIME OF DAY	
1 -	OUTLAP	24.123	109.8	12.033	16.383	117.5		09:16:16.243	
2 -	17.592	22.023	122.9	10.967	15.910	119.6	1:06.492	88.81 2.311 09:17:22.735	
3 -	17.047	21.322	121.7	10.629	15.855	118.5	1:04.853	91.06 0.672 09:18:27.588	
4 -	16.990	21.057	122.4	10.497	15.637	120.0	1:04.181 (1)	92.01	09:19:31.769
5 -	16.771	21.317	121.5	10.535	15.925	117.9	1:04.548	91.49 0.367 09:20:36.317	
6 -	17.030	21.447	119.1	10.883	16.026	119.8	1:05.386	90.32 1.205 09:21:41.703	
7 -	17.119	21.098	122.2	10.551	15.744	118.3	1:04.512 (3)	91.54 0.331 09:22:46.215	
8 -	16.877	21.053	122.4	10.515	15.787	118.3	1:04.232 (2)	91.94 0.051 09:23:50.447	

P24	22	Anthony EAGLE				Honda - Microlise Cresswell Racing			
IDEAL LAP TIME : 1:04.111		BEST LAP TIME : 1:04.289		DIFFERENCE : 0.178					

LAP	SECTOR 1	SECTOR 2	SECTOR 3	SECTOR 4	LAP TIME	MPH	DIFF	TIME OF DAY	
1 -	OUTLAP	23.234	118.7	12.059	16.332	116.1		09:16:15.990	
2 -	17.597	22.296	119.8	11.457	15.825	117.1	1:07.175	87.91 2.886 09:17:23.165	
3 -	17.313	21.571	120.2	10.681	15.966	116.9	1:05.531	90.12 1.242 09:18:28.696	
4 -	17.254	21.548	120.6	10.908	15.937	119.6	1:05.647	89.96 1.358 09:19:34.343	
5 -	16.888	21.178	123.1	10.795	15.749	116.5	1:04.610 (2)	91.40 0.321 09:20:38.953	
6 -	16.937	21.221	121.1	10.511	15.620	116.9	1:04.289 (1)	91.86	09:21:43.242
7 -	16.802	21.527	120.6	10.705	16.075	116.3	1:05.109 (3)	90.70 0.820 09:22:48.351	
8 -	17.047	22.340	118.7	10.838	15.928	115.5	1:06.153	89.27 1.864 09:23:54.504	

P25	71	Daniel GOODMAN				Honda - MLav VisionTrack Academy			
IDEAL LAP TIME : 1:04.255		BEST LAP TIME : 1:04.436		DIFFERENCE : 0.181					

LAP	SECTOR 1	SECTOR 2	SECTOR 3	SECTOR 4	LAP TIME	MPH	DIFF	TIME OF DAY	
1 -	OUTLAP	23.733	116.7	12.087	16.315	115.1		09:16:15.588	
2 -	17.826	22.420	120.6	11.180	16.246	116.3	1:07.672	87.26 3.236 09:17:23.260	
3 -	17.200	21.659	121.5	10.786	15.887	118.1	1:05.532	90.11 1.096 09:18:28.792	
4 -	17.084	21.415	117.5	10.774	16.073	116.5	1:05.346 (3)	90.37 0.910 09:19:34.138	
5 -	17.559	21.389	120.6	10.823	15.680	117.1	1:05.451	90.23 1.015 09:20:39.589	
6 -	16.832	21.222	121.3	10.675	15.707	115.9	1:04.436 (1)	91.65	09:21:44.025
7 -	16.776	21.274	119.6	10.837	15.582	119.8	1:04.469 (2)	91.60 0.033 09:22:48.494	
8 -	17.621	43.433	113.9	11.191	16.032	113.5	1:28.277	66.89 23.841 09:24:16.771	

P26	2	Rhys COATES				Honda - Ernie Coates Race Support / SP125 Racing			
IDEAL LAP TIME : 1:04.403		BEST LAP TIME : 1:04.735		DIFFERENCE : 0.332					

LAP	SECTOR 1	SECTOR 2	SECTOR 3	SECTOR 4	LAP TIME	MPH	DIFF	TIME OF DAY	
1 -	OUTLAP	22.744	118.9	11.736	16.334	116.9		09:16:12.711	
2 -	17.818	22.219	119.8	10.630	16.230	116.5	1:06.897	88.28 2.162 09:17:19.608	
3 -	17.563	21.719	118.7	10.605	16.231	115.7	1:06.118	89.32 1.383 09:18:25.726	
4 -	17.336	21.744	118.7	10.474	16.035	115.9	1:05.589	90.04 0.854 09:19:31.315	
5 -	17.319	21.995	118.9	10.453	16.045	116.5	1:05.812	89.73 1.077 09:20:37.127	
6 -	16.955	21.331	120.4	10.462	15.987	120.2	1:04.735 (1)	91.22	09:21:41.862
7 -	16.998	21.572	120.2	10.756	15.897	117.3	1:05.223 (2)	90.54 0.488 09:22:47.085	
8 -	17.039	22.037	118.7	10.220	16.184	115.5	1:05.480 (3)	90.19 0.745 09:23:52.565	

Weather / Track : Cloudy / Dry

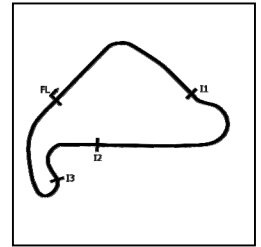
Silverstone
Circuit Length = 1.6404 miles
Start: 09:15 Flag 09:23 End: 09:25

MCRCB BULLETIN TK248

2021 Bennetts British Superbike Championship - Round 8

2021 Honda British Talent Cup

WARM UP - SECTOR ANALYSIS



SECTOR 1 = FL to I1, SECTOR 2 = I1 to I2 SECTOR 3 = I2 to I3, SECTOR 4 = I3 to FL, DIFF = Difference To Personal Best Lap, P = Crossed Finish Line in Pit Lane, D = Time Disallowed

P27 27		Ted WILKINSON				Honda - RMB Racing					
IDEAL LAP TIME : 1:04.798		BEST LAP TIME : 1:05.057		DIFFERENCE : 0.259							
LAP	SECTOR 1	SECTOR 2		SECTOR 3		SECTOR 4		LAP TIME	MPH	DIFF	TIME OF DAY
1 -	OUTLAP	24.110	119.6	11.510	16.393	116.1					09:16:20.508
2 -	17.356	21.676	120.6	10.763	16.389	116.1		1:06.184	89.23	1.127	09:17:26.692
3 -	17.234	21.806	121.7	10.864	15.789	117.7		1:05.693	89.89	0.636	09:18:32.385
4 -	17.166	21.390	119.8	10.653	15.848	116.7		1:05.057 (1)	90.77		09:19:37.442
5 -	17.258	21.342	119.8	11.021	15.849	116.7		1:05.470 (2)	90.20	0.413	09:20:42.912
6 -	17.014	21.861	117.3	10.961	15.873	115.1		1:05.709	89.87	0.652	09:21:48.621
7 -	17.374	21.430	118.3	10.967	15.824	114.9		1:05.595 (3)	90.03	0.538	09:22:54.216
8 -	17.249	21.912	118.1	10.896	15.833	115.5		1:05.890	89.62	0.833	09:24:00.106

P28 51		Holly HARRIS				Honda - MJL Racing					
IDEAL LAP TIME : 1:04.879		BEST LAP TIME : 1:05.058		DIFFERENCE : 0.179							
LAP	SECTOR 1	SECTOR 2		SECTOR 3		SECTOR 4		LAP TIME	MPH	DIFF	TIME OF DAY
1 -	OUTLAP	23.822	112.9	12.059	16.305	115.9					09:16:15.457
2 -	17.888	22.281	121.7	11.964	16.022	117.3		1:08.155	86.65	3.097	09:17:23.612
3 -	17.886	21.615	123.1	11.016	16.150	116.7		1:06.667	88.58	1.609	09:18:30.279
4 -	17.663	21.693	122.4	10.857	15.752	116.9		1:05.965	89.52	0.907	09:19:36.244
5 -	17.279	21.560	120.9	10.895	15.829	117.3		1:05.563 (3)	90.07	0.505	09:20:41.807
6 -	17.055	21.240	122.9	11.036	15.727	116.5		1:05.058 (1)	90.77		09:21:46.865
7 -	17.278	21.367	121.1	10.926	15.747	115.9		1:05.318 (2)	90.41	0.260	09:22:52.183
8 -	17.307	22.095	120.6	11.092	16.071	115.7		1:06.565	88.72	1.507	09:23:58.748

P29 55		Harrison DESSOY				Honda - Thorneycroft56 Racing					
IDEAL LAP TIME : 1:05.483		BEST LAP TIME : 1:05.984		DIFFERENCE : 0.501							
LAP	SECTOR 1	SECTOR 2		SECTOR 3		SECTOR 4		LAP TIME	MPH	DIFF	TIME OF DAY
1 -	OUTLAP	24.093	117.5	13.319	18.977	99.2					09:16:24.718
2 -	19.561	23.045	118.3	11.613	16.622	114.7		1:10.841	83.36	4.857	09:17:35.559
3 -	19.018	22.873	119.8	11.007	16.846	113.7		1:09.744 (3)	84.67	3.760	09:18:45.303
4 -	18.155	22.070	119.8	11.059	16.271	116.1		1:07.555 (2)	87.42	1.571	09:19:52.858
5 -	17.493	21.863	119.8	10.696	15.932	116.9		1:05.984 (1)	89.50		09:20:58.842
6 -	17.197	21.658	118.9	11.442	IN PIT			1:16.147 P	77.55	10.163	09:22:14.989

P30 74		Carter BROWN				Honda - City Lifting by RS Racing					
IDEAL LAP TIME :		BEST LAP TIME :		DIFFERENCE :							
LAP	SECTOR 1	SECTOR 2		SECTOR 3		SECTOR 4		LAP TIME	MPH	DIFF	TIME OF DAY
1 -	OUTLAP	22.452	121.3	10.209	15.633	114.3					09:16:24.649

Weather / Track : Cloudy / Dry

Silverstone
Circuit Length = 1.6404 miles
Start: 09:15 Flag 09:23 End: 09:25

MCRCB BULLETIN TK249

2021 Bennetts British Superbike Championship - Round 8

2021 Honda British Talent Cup

WARM UP - BEST SECTORS

SECTOR 1				SECTOR 2				SECTOR 3				SECTOR 4				IDEAL / BEST COMPARISON		
POS	NO	NAME	TIME	NO	NAME	TIME	NO	NAME	TIME	NO	NAME	TIME	POS	NO	NAME	IDEAL	BEST	DIFF
															PERFECT LAP	1:01.371		
1	57	GARNESS	16.140	57	GARNESS	20.280	7	LYONS	9.804	57	GARNESS	15.147	1	57	GARNESS	1:01.699	1:02.141	0.442
2	67	O'GORMA	16.250	53	VEIJER	20.524	67	O'GORMA	9.830	67	O'GORMA	15.166	2	67	O'GORMAN	1:01.781	1:01.994	0.213
3	4	MOUNSEY	16.266	67	O'GORMA	20.535	5	JOHNSON	9.862	48	WALKER	15.215	3	4	MOUNSEY	1:02.127	1:02.540	0.413
4	65	ROWAN	16.280	4	MOUNSEY	20.602	15	CROSBY	9.953	79	McCABE	15.237	4	48	WALKER	1:02.510	1:02.786	0.276
5	79	McCABE	16.428	48	WALKER	20.610	23	STEPHEN	9.982	4	MOUNSEY	15.246	5	7	LYONS	1:02.513	1:02.904	0.391
6	23	STEPHEN	16.452	65	ROWAN	20.611	29	BROWN	10.003	41	HOPKINS	15.292	6	29	BROWN	1:02.629	1:02.817	0.188
7	52	BELFORD	16.466	61	MACKAY	20.705	4	MOUNSEY	10.013	34	COOK	15.303	7	23	STEPHENSON	1:02.643	1:02.916	0.273
8	29	BROWN	16.467	7	LYONS	20.709	21	JEFFREY	10.061	53	VEIJER	15.329	8	79	McCABE	1:02.652	1:02.920	0.268
9	40	CORREA	16.467	21	JEFFREY	20.711	96	BANHAM	10.074	40	CORREA	15.352	9	53	VEIJER	1:02.838	1:03.467	0.629
10	7	LYONS	16.472	96	BANHAM	20.738	12	BANNIST	10.125	96	BANHAM	15.359	10	96	BANHAM	1:02.858	1:03.273	0.415
11	12	BANNIST	16.478	29	BROWN	20.763	57	GARNESS	10.132	23	STEPHEN	15.370	11	65	ROWAN	1:02.894	1:02.993	0.099
12	41	HOPKINS	16.493	79	McCABE	20.777	48	WALKER	10.157	52	BELFORD	15.376	12	12	BANNISTER	1:02.916	1:03.121	0.205
13	48	WALKER	16.528	23	STEPHEN	20.839	33	CUNNING	10.208	29	BROWN	15.396	13	52	BELFORD	1:03.003	1:03.223	0.220
14	53	VEIJER	16.577	33	CUNNING	20.847	74	BROWN	10.209	12	BANNIST	15.396	14	15	CROSBY	1:03.049	1:03.207	0.158
15	34	COOK	16.578	52	BELFORD	20.915	79	McCABE	10.210	44	HILL	15.489	15	21	JEFFREY	1:03.073	1:03.485	0.412
16	44	HILL	16.586	12	BANNIST	20.917	34	COOK	10.214	15	CROSBY	15.496	16	34	COOK	1:03.102	1:03.446	0.344
17	61	MACKAY	16.593	41	HOPKINS	20.919	2	COATES	10.220	65	ROWAN	15.501	17	5	JOHNSON	1:03.158	1:03.260	0.102
18	15	CROSBY	16.604	40	CORREA	20.967	52	BELFORD	10.246	61	MACKAY	15.510	18	61	MACKAY	1:03.222	1:03.363	0.141
19	21	JEFFREY	16.644	44	HILL	20.973	44	HILL	10.275	5	JOHNSON	15.520	19	41	HOPKINS	1:03.267	1:03.648	0.381
20	96	BANHAM	16.687	15	CROSBY	20.996	53	VEIJER	10.408	7	LYONS	15.528	20	44	HILL	1:03.323	1:03.493	0.170
21	5	JOHNSON	16.703	34	COOK	21.007	61	MACKAY	10.414	71	GOODMAN	15.582	21	40	CORREA	1:03.390	1:03.754	0.364
22	33	CUNNING	16.756	99	WILLIS	21.053	99	WILLIS	10.497	33	CUNNING	15.584	22	33	CUNNINGHAM	1:03.395	1:03.644	0.249
23	99	WILLIS	16.771	5	JOHNSON	21.073	65	ROWAN	10.502	22	EAGLE	15.620	23	99	WILLIS	1:03.958	1:04.181	0.223
24	71	GOODMAN	16.776	22	EAGLE	21.178	22	EAGLE	10.511	74	BROWN	15.633	24	22	EAGLE	1:04.111	1:04.289	0.178
25	22	EAGLE	16.802	71	GOODMAN	21.222	41	HOPKINS	10.563	99	WILLIS	15.637	25	71	GOODMAN	1:04.255	1:04.436	0.181
26	2	COATES	16.955	51	HARRIS	21.240	40	CORREA	10.604	21	JEFFREY	15.657	26	2	COATES	1:04.403	1:04.735	0.332
27	27	WILKINS	17.014	2	COATES	21.331	27	WILKINS	10.653	51	HARRIS	15.727	27	27	WILKINSON	1:04.798	1:05.057	0.259
28	51	HARRIS	17.055	27	WILKINS	21.342	71	GOODMAN	10.675	27	WILKINS	15.789	28	51	HARRIS	1:04.879	1:05.058	0.179
29	55	DESSOY	17.197	55	DESSOY	21.658	55	DESSOY	10.696	2	COATES	15.897	29	55	DESSOY	1:05.483	1:05.984	0.501
30				74	BROWN	22.452	51	HARRIS	10.857	55	DESSOY	15.932	30	74	BROWN			

Weather / Track : Cloudy / Dry

Silverstone

Circuit Length = 1.6404 miles

Start: 09:15 Flag 09:23 End: 09:25

Results can be found at www.tsl-timing.com

Printed - 09:27 Sunday, 12 September 2021

MCRCB BULLETIN TK250**2021 Bennetts British Superbike Championship - Round 8****2021 Honda British Talent Cup****WARM UP - BEST SPEEDS**

POS	INTERMEDIATE 1		INTERMEDIATE 2		INTERMEDIATE 3		FINISH LINE		
	NO	NAME	MPH	NO	NAME	MPH	NO	NAME	MPH
1			57	GARNESS	129.5		57	GARNESS	126.1
2			53	VEIJER	128.0		61	MACKAY	123.3
3			79	McCABE	127.0		53	VEIJER	123.3
4			67	O'GORMAN	126.8		48	WALKER	123.1
5			4	MOUNSEY	126.8		4	MOUNSEY	122.9
6			65	ROWAN	125.9		79	McCABE	122.4
7			34	COOK	125.9		65	ROWAN	122.2
8			48	WALKER	125.6		34	COOK	122.2
9			23	STEPHENSON	125.4		41	HOPKINS	121.7
10			61	MACKAY	125.4		67	O'GORMAN	121.5
11			40	CORREA	125.2		52	BELFORD	121.3
12			29	BROWN	124.9		40	CORREA	121.1
13			52	BELFORD	124.7		7	LYONS	120.9
14			7	LYONS	124.5		96	BANHAM	120.9
15			41	HOPKINS	124.2		44	HILL	120.6
16			33	CUNNINGHAM	124.0		21	JEFFREY	120.2
17			96	BANHAM	123.3		2	COATES	120.2
18			21	JEFFREY	123.3		99	WILLIS	120.0
19			22	EAGLE	123.1		29	BROWN	119.8
20			51	HARRIS	123.1		23	STEPHENSON	119.8
21			44	HILL	122.9		71	GOODMAN	119.8
22			99	WILLIS	122.9		12	BANNISTER	119.6
23			12	BANNISTER	122.0		22	EAGLE	119.6
24			15	CROSBY	121.7		33	CUNNINGHAM	119.4
25			5	JOHNSON	121.7		5	JOHNSON	118.1
26			27	WILKINSON	121.7		27	WILKINSON	117.7
27			71	GOODMAN	121.5		15	CROSBY	117.3
28			74	BROWN	121.3		51	HARRIS	117.3
29			2	COATES	120.4		55	DESSOY	116.9
30			55	DESSOY	119.8		74	BROWN	114.3

Weather / Track : Cloudy / Dry

Results can be found at www.tsl-timing.comSilverstone
Circuit Length = 1.6404 miles
Start: 09:15 Flag 09:23 End: 09:25

Printed - 09:27 Sunday, 12 September 2021

MCRCB BULLETIN TK251

2021 Bennetts British Superbike Championship - Round 8

2021 Honda British Talent Cup

WARM UP - STATISTICS

Competitors Started 30
Planned Start 2021-09-12 @ 09:15:00.000
Actual Start 2021-09-12 @ 09:15:01.615
Finish Time 2021-09-12 @ 09:23:01.615
Track Length 1.6404mi.
Total Laps 229
Total Distance Covered 375.6661mi.

Session Fastest Lap History

NO	NAME	LAP TIME	TIME OF DAY	LAP	VEHICLE
67	Casey O'GORMAN	1:03.700	09:17:11.753	2	Honda
4	Sullivan MOUNSEY	1:03.248	09:17:13.302	2	Honda
67	Casey O'GORMAN	1:02.800	09:19:18.403	4	Honda
4	Sullivan MOUNSEY	1:02.729	09:19:19.334	4	Honda
4	Sullivan MOUNSEY	1:02.633	09:20:21.967	5	Honda
67	Casey O'GORMAN	1:02.267	09:21:30.072	6	Honda
57	Johnny GARNESSE	1:02.238	09:21:33.688	6	Honda
67	Casey O'GORMAN	1:01.994	09:22:32.066	7	Honda

Flag History

TYPE	TIME OF DAY
GREEN	09:15:01.615
FINISH	09:23:01.615

Flag Statistics

TYPE	COUNT	TOTAL LAPS	TOTAL TIME
Green	1	8	10:01.316
Red	0	0	0.000
Safety Car	0	0	0.000
FCY	0	0	0.000

Weather / Track : Cloudy / Dry

Results can be found at www.tsl-timing.com

Silverstone
Circuit Length = 1.6404 miles
Start: 09:15 Flag 09:23 End: 09:25

Printed - 09:28 Sunday, 12 September 2021

MCRCB BULLETIN TK252

2021 Bennetts British Superbike Championship - Round 8

2021 Honda British Talent Cup

WARM UP - SESSION NOTES

TIME	MESSAGE
09:16:58	NO. 74 - STOPPED TECHNICAL PROBLEM T1 COPSE
09:23:45	NO. 21 FALLER AT T3/4 BECKETTS - RIDER OK

Weather / Track : Cloudy / Dry

Results can be found at www.tsl-timing.com

Silverstone
Circuit Length = 1.6404 miles
Start: 09:15 Flag 09:23 End: 09:25

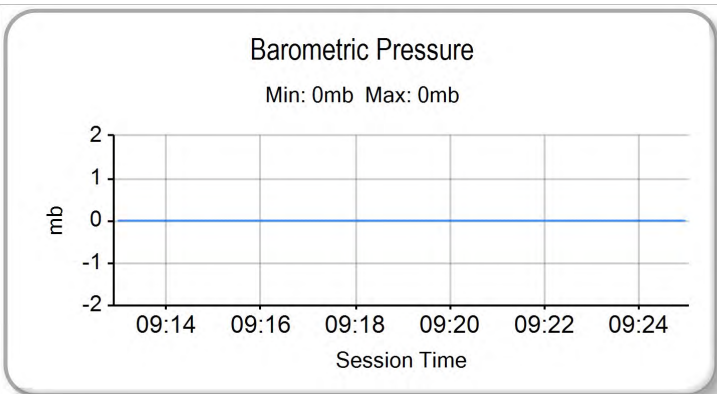
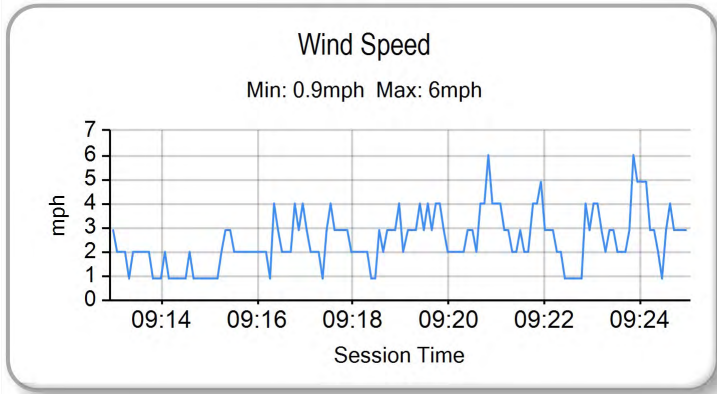
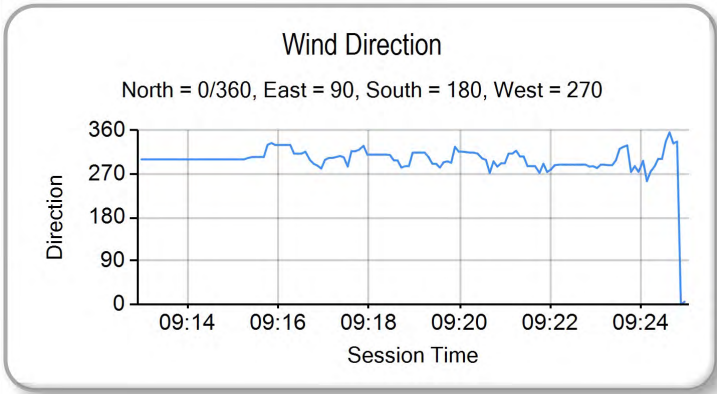
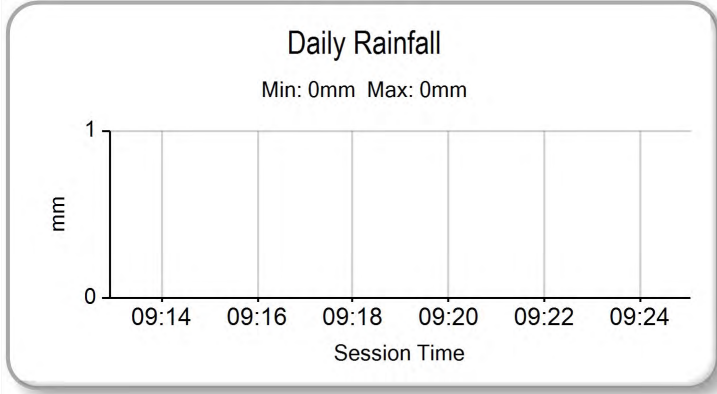
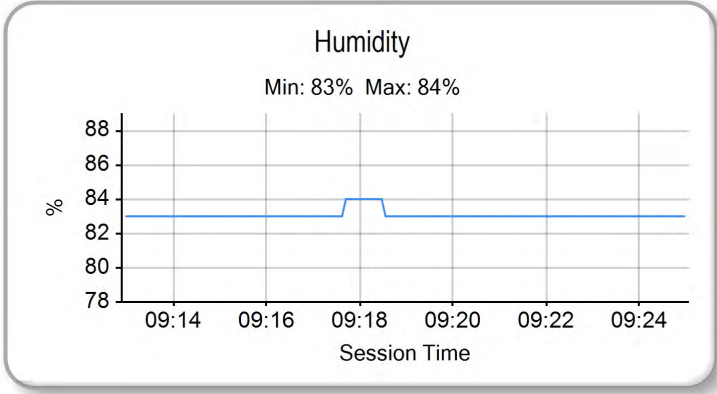
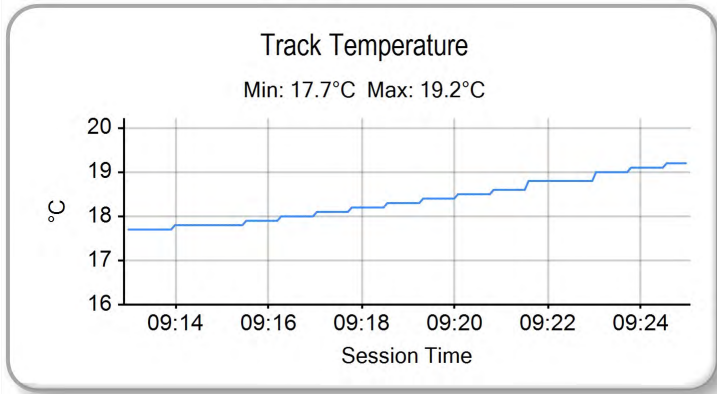
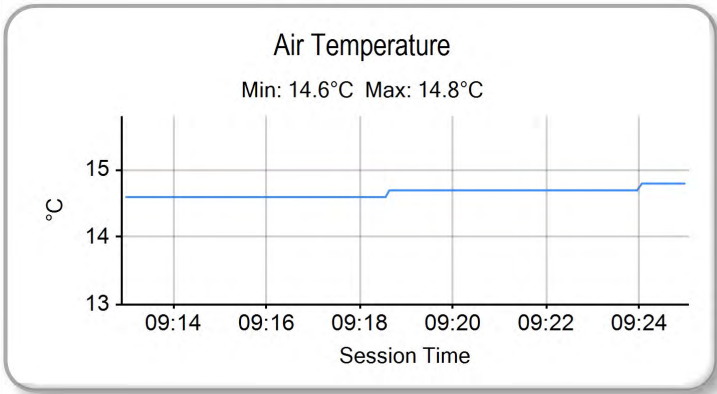
Printed - 09:28 Sunday, 12 September 2021

MCRCB BULLETIN TK253

2021 Bennetts British Superbike Championship - Round 8

2021 Honda British Talent Cup

WARM UP - WEATHER CONDITIONS



Weather / Track : Cloudy / Dry

Results can be found at www.tsl-timing.com

Silverstone
Circuit Length = 1.6404 miles
Start: 09:15 Flag 09:23 End: 09:25

Printed - 09:29 Sunday, 12 September 2021

RACE 2 - GRID (22 Laps) - FINAL

ROW 10	30	1:06.269	27	Ted WILKINSON	29	1:04.837	51	Holly HARRIS	28	1:04.781	99	Peter WILLIS		
ROW 9			27	1:04.727	22	Anthony EAGLE	26	1:04.626	44	Lucas HILL	25	1:04.186	71	Daniel GOODMAN
ROW 8	24	1:03.996	5	Mason JOHNSON	23	1:03.679	33	JJ CUNNINGHAM	22	1:03.590	2	Rhys COATES		
ROW 7			21	1:03.577	61	Harrison MACKAY	20	1:03.483	52	Evan BELFORD	19	1:03.445	41	Luca HOPKINS
ROW 6	18	1:03.435	67	Casey O'GORMAN	17	1:03.387	96	Rossi BANHAM	16	1:03.244	65	Alexander ROWAN		
ROW 5			15	1:03.217	40	Julian CORREA	14	1:03.005	29	Lucas BROWN	13	1:03.003	21	Troy JEFFREY
ROW 4	12	1:02.925	53	Kiyano VEIJER	11	1:02.910	23	Rhys STEPHENSON	10	1:02.862	79	Harley McCABE		
ROW 3			9	1:02.836	55	Harrison DESSOY	8	1:02.786	12	Josh BANNISTER	7	1:02.567	7	Jamie LYONS
ROW 2	6	1:02.555	4	Sullivan MOUNSEY	5	1:02.506	74	Carter BROWN	4	1:02.423	15	Harrison CROSBY		
ROW 1			3	1:02.398	34	James COOK	2	1:02.267	57	Johnny GARNES	1	1:02.240	48	Ollie WALKER
														Pole

Silverstone
Circuit Length = 1.6404 miles

Chief Steward :	Steward :	Steward :
-----------------	-----------	-----------

Results can be found at www.britishsuperbike.com

Printed - 12:10 Sunday, 12 September 2021

POS	NO	NAME	NAT	ENTRY	LAPS	TIME	GAP	DIFF	MPH	BEST	ON
1	74	Carter BROWN	GBR	Honda - City Lifting by RS Racing	22	22:54.449			94.52	1:01.905	22
2	7	Jamie LYONS	GBR	Honda - C&M Motors Ltd / Tooltec Racing	22	22:54.532	0.083	0.083	94.52	1:01.871	22
3	57	Johnny GARNES	GBR	Honda - City Lifting by RS Racing	22	22:54.597	0.148	0.065	94.51	1:01.847	20
4	67	Casey O'GORMAN	GBR	Honda - Microlise Cresswell Racing	22	22:54.606	0.157	0.009	94.51	1:01.771	6
5	4	Sullivan MOUNSEY	GBR	Honda - iForce Lloyd & Jones	22	22:54.953	0.504	0.347	94.49	1:01.706	11
6	15	Harrison CROSBY	GBR	Honda - Banks Racing	22	22:55.098	0.649	0.145	94.48	1:01.843	22
7	23	Rhys STEPHENSON	GBR	Honda - Rocket Racing	22	22:55.145	0.696	0.047	94.48	1:01.844	6
8	52	Evan BELFORD	GBR	Honda - City Lifting by RS Racing	22	22:55.276	0.827	0.131	94.47	1:01.689	11
9	48	Ollie WALKER	GBR	Honda - Moto Rapido / SP125 Racing	22	22:55.534	1.085	0.258	94.45	1:01.987	22
10	34	James COOK	GBR	Honda - Wilson Racing	22	23:02.794	8.345	7.260	93.95	1:01.961	9
11	79	Harley McCABE	GBR	Honda - MLav VisionTrack Academy	22	23:05.314	10.865	2.520	93.78	1:02.466	6
12	53	Kiyano VEIJER	NLD	Honda - Microlise Cresswell Racing	22	23:14.366	19.917	9.052	93.17	1:02.862	6
13	40	Julian CORREA	USA	Honda - Microlise Cresswell Racing	22	23:14.514	20.065	0.148	93.16	1:02.565	13
14	29	Lucas BROWN	GBR	Honda - Amphibian Scaffolding / SP125 Racing	22	23:14.526	20.077	0.012	93.16	1:02.707	10
15	41	Luca HOPKINS	GBR	Honda - Wilson Racing	22	23:14.681	20.232	0.155	93.15	1:02.687	10
16	96	Rossi BANHAM	GBR	Honda - MJL Racing	22	23:14.906	20.457	0.225	93.14	1:02.901	4
17	65	Alexander ROWAN	GBR	Honda - Victoria House Mortimer Racing	22	23:21.610	27.161	6.704	92.69	1:02.927	12
18	5	Mason JOHNSON	GBR	Honda - Johnson Racing	22	23:21.644	27.195	0.034	92.69	1:03.047	5
19	61	Harrison MACKAY	GBR	Honda - True Heroes Racing / Super Soco	22	23:21.754	27.305	0.110	92.68	1:02.991	4
20	99	Peter WILLIS	GBR	Honda - WM Racing	22	23:37.235	42.786	15.481	91.67	1:03.840	4
21	44	Lucas HILL	GBR	Honda - Ashcourt Racing	22	23:37.398	42.949	0.163	91.66	1:03.840	3
22	71	Daniel GOODMAN	GBR	Honda - MLav VisionTrack Academy	22	23:51.540	57.091	14.142	90.75	1:04.437	3
23	22	Anthony EAGLE	UZB	Honda - Microlise Cresswell Racing	22	23:51.547	57.098	0.007	90.75	1:04.478	10
24	27	Ted WILKINSON	GBR	Honda - RMB Racing	22	23:51.985	57.536	0.438	90.73	1:04.328	19
25	2	Rhys COATES	GBR	Honda - Ernie Coates Race Support / SP125 Racing	22	23:52.106	57.657	0.121	90.72	1:04.407	10
26	51	Holly HARRIS	GBR	Honda - MJL Racing	22	23:52.676	58.227	0.570	90.68	1:04.206	19

NOT CLASSIFIED

DNF	12	Josh BANNISTER	GBR	Honda - Dunsley Heat Racing	21	22:02.425	1 Lap	1 Lap	93.78	1:02.538	9
DNF	21	Troy JEFFREY	GBR	Honda - Stiggymotorsport	20	21:40.347	2 Laps	1 Lap	90.83	1:03.157	2
DNF	55	Harrison DESSOY	GBR	Honda - Thomeycroft56 Racing	17	17:58.429	5 Laps	3 Laps	93.09	1:02.409	13
DNF	33	JJ CUNNINGHAM	GBR	Honda - Thomeycroft56 / JCRsupersport	5	6:30.831	17 Laps	12 Laps	75.55	1:04.894	4

FASTEST LAP

52	Evan BELFORD	GBR	Honda - City Lifting by RS Racing	11	1:01.689	95.73 mph	154.06 kph
----	--------------	-----	-----------------------------------	----	----------	-----------	------------

Weather / Track : Cloudy / Dry

These results are provisional until the conclusion of any judicial and technical matters.

Silverstone: 1.6404 miles

Race Distance: 22 Laps / 36.09 miles

Start: 14:20 Flag 14:43 End: 14:45

Race Director : Stuart Higgs	Stewards :	Timekeeper : Richard Evans
------------------------------	------------	----------------------------

Results can be found at www.britishsuperbike.com

Printed - 14:46 Sunday, 12 September 2021

MCRCB BULLETIN TK326

2021 Bennetts British Superbike Championship - Round 8

2021 Honda British Talent Cup

RACE 2 - LAP CHART

51 52.507 1:04.839

LAP 21 @ 14:42:49.053

NO	BEHIND	LAP TIME
67		1:02.270
74	0.091	1:02.298
7	0.208	1:02.309
4	0.260	1:02.168
57	0.285	1:02.363
52	0.621	1:02.083
15	0.802	1:02.259
23	0.839	1:01.993
48	1.094	1:02.319
34	6.964	1:03.077
12	9.972	1:02.666
79	10.123	1:02.577
53	18.603	1:03.084
29	18.788	1:03.163
40	19.011	1:03.084
41	19.137	1:03.461
96	19.373	1:03.026
65	25.744	1:03.569
61	25.811	1:03.526
5	26.085	1:03.629
99	40.740	1:04.040
44	40.946	1:03.978
22	54.364	1:04.869
71	54.475	1:04.984
2	54.737	1:04.721
27	54.937	1:05.110
51	55.141	1:04.904

LAP 22 @ 14:43:51.049

NO	BEHIND	LAP TIME
74		1:01.905
7	0.083	1:01.871
57	0.148	1:01.859
67	0.157	1:02.153
4	0.504	1:02.240
15	0.649	1:01.843
23	0.696	1:01.853
52	0.827	1:02.202
48	1.085	1:01.987
34	8.345	1:03.377
79	10.865	1:02.738
53	19.917	1:03.310
40	20.065	1:03.050
29	20.077	1:03.285
41	20.232	1:03.091
96	20.457	1:03.080
65	27.161	1:03.413
5	27.195	1:03.106
61	27.305	1:03.490
99	42.786	1:04.042
44	42.949	1:03.999
71	57.091	1:04.612
22	57.098	1:04.730
27	57.536	1:04.595
2	57.657	1:04.916
51	58.227	1:05.082

Weather / Track : Cloudy / Dry

MCRCB BULLETIN TK327

2021 Bennetts British Superbike Championship - Round 8

2021 Honda British Talent Cup

RACE 2 - POSITION CHART

No	Name	Lap																						
		Pos	1	2	3	4	5	6	7	8	9	10	11	12	13	14	15	16	17	18	19	20	21	22
48	WALKER	1	57	57	7	7	74	74	7	57	57	57	57	67	67	67	67	67	67	67	67	67	67	74
57	GARNESSE	2	74	74	57	74	7	7	74	23	74	74	67	7	74	7	74	74	74	74	74	74	74	7
34	COOK	3	48	7	74	57	57	23	23	74	23	67	7	74	7	74	7	7	7	7	7	7	7	57
15	CROSBY	4	15	48	15	15	15	67	57	7	67	23	74	23	23	23	57	57	4	4	4	57	4	67
74	BROWN	5	7	15	23	23	23	57	67	67	15	7	23	57	57	57	4	4	57	57	57	4	57	4
4	MOUNSEY	6	34	34	48	48	48	15	15	15	7	15	48	4	4	4	23	52	23	23	23	52	52	15
7	LYONS	7	23	23	34	34	67	48	48	48	48	48	15	15	15	48	48	23	52	52	52	15	15	23
12	BANNISTER	8	55	53	67	67	34	34	34	4	4	4	4	52	52	15	52	48	48	15	15	48	23	52
55	DESSOY	9	53	67	53	53	4	4	4	52	52	52	52	48	48	52	15	15	15	48	48	23	48	48
79	McCABE	10	21	21	12	4	52	52	52	34	34	34	34	34	34	34	34	34	34	34	34	34	34	34
23	STEPHENSON	11	67	12	52	52	12	12	79	79	79	79	79	12	79	79	79	79	12	12	12	12	12	79
53	VEIJER	12	12	79	21	12	79	79	12	12	12	12	12	79	12	12	12	12	79	79	79	79	79	53
21	JEFFREY	13	79	52	4	79	53	53	53	53	53	53	53	53	53	53	55	55	55	53	53	53	53	40
29	BROWN	14	52	4	79	21	21	55	29	29	41	41	41	29	55	55	53	29	29	41	41	29	29	29
40	CORREA	15	29	55	29	29	55	29	55	41	29	29	29	96	29	29	29	53	53	29	29	41	40	41
65	ROWAN	16	40	29	96	96	29	41	41	96	96	96	96	41	96	40	40	41	41	96	96	40	41	96
96	BANHAM	17	96	40	55	55	96	96	96	55	55	55	55	55	41	96	41	40	96	40	40	96	96	65
67	O'GORMAN	18	65	96	40	40	41	40	21	40	40	40	40	40	40	41	96	96	40	65	65	65	65	5
41	HOPKINS	19	41	41	41	41	40	21	40	21	5	5	5	61	65	65	65	65	65	61	61	61	61	61
52	BELFORD	20	4	65	65	65	65	65	61	5	21	61	61	5	61	61	61	61	61	5	5	5	5	99
61	MACKAY	21	5	61	61	61	61	61	5	61	61	21	21	65	5	5	5	5	5	99	99	99	99	44
2	COATES	22	61	5	5	5	5	5	65	65	65	65	65	21	21	21	21	21	21	44	44	44	44	71
33	CUNNINGHAM	23	2	44	44	44	44	99	99	44	99	99	99	99	99	99	99	99	99	21	21	21	22	22
5	JOHNSON	24	44	99	99	99	99	44	44	99	44	44	44	44	44	44	44	44	44	22	22	71	71	27
71	GOODMAN	25	99	2	22	22	22	2	22	71	71	71	71	22	22	22	22	22	22	71	71	22	2	2
44	HILL	26	22	22	2	27	27	22	27	22	22	22	22	27	71	71	71	71	71	2	2	27	27	51
22	EAGLE	27	27	27	71	2	2	27	71	27	27	27	27	71	27	27	27	27	27	27	27	2	51	
99	WILLIS	28	71	71	27	71	71	71	2	2	2	2	2	2	2	2	2	2	2	51	51	51		
51	HARRIS	29	51	51	51	51	51	51	51	51	51	51	51	51	51	51	51	51	51					
27	WILKINSON	30	33	33	33	33	33																	

Weather / Track : Cloudy / Dry

Results can be found at www.tsl-timing.com

Silverstone
 Circuit Length = 1.6404 miles
 Start: 14:20 Flag 14:43 End: 14:45

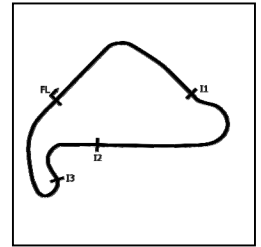
Printed - 14:47 Sunday, 12 September 2021

MCRCB BULLETIN TK328

2021 Bennetts British Superbike Championship - Round 8

2021 Honda British Talent Cup

RACE 2 - SECTOR ANALYSIS



SECTOR 1 = FL to I1, SECTOR 2 = I1 to I2 SECTOR 3 = I2 to I3, SECTOR 4 = I3 to FL, DIFF = Difference To Personal Best Lap, P = Crossed Finish Line in Pit Lane, D = Time Disallowed

P1 74		Carter BROWN				Honda - City Lifting by RS Racing			
IDEAL LAP TIME : 1:01.657		BEST LAP TIME : 1:01.905		DIFFERENCE : 0.248					
LAP	SECTOR 1	SECTOR 2	SECTOR 3	SECTOR 4	LAP TIME	MPH	DIFF	TIME OF DAY	
1 -		20.628 125.2	10.230	15.618 118.5	1:05.147	90.65	3.242	14:22:01.747	
2 -	16.504	20.744 123.5	9.876	15.534 118.7	1:02.658	94.25	0.753	14:23:04.405	
3 -	16.473	20.770 125.4	10.020	15.288 120.0	1:02.551	94.41	0.646	14:24:06.956	
4 -	16.562	20.731 119.8	9.921	15.271 119.6	1:02.485	94.51	0.580	14:25:09.441	
5 -	16.492	20.624 122.0	9.895	15.351 117.5	1:02.362	94.69	0.457	14:26:11.803	
6 -	16.381	20.604 123.1	9.797	15.425 116.9	1:02.207	94.93	0.302	14:27:14.010	
7 -	16.482	20.636 122.2	9.982	15.424 119.1	1:02.524	94.45	0.619	14:28:16.534	
8 -	16.785	20.727 124.5	9.932	15.429 119.6	1:02.873	93.93	0.968	14:29:19.407	
9 -	16.273	20.530 126.6	9.768	15.375 119.4	1:01.946 (2)	95.33	0.041	14:30:21.353	
10 -	16.254	20.712 124.7	10.130	15.427 118.9	1:02.523	94.45	0.618	14:31:23.876	
11 -	16.448	20.738 127.0	9.968	15.260 117.5	1:02.414	94.62	0.509	14:32:26.290	
12 -	16.344	20.631 126.1	10.044	15.266 120.6	1:02.285	94.81	0.380	14:33:28.575	
13 -	16.357	20.589 125.4	9.887	15.296 120.4	1:02.129 (3)	95.05	0.224	14:34:30.704	
14 -	16.493	20.785 125.4	10.150	15.183 121.5	1:02.611	94.32	0.706	14:35:33.315	
15 -	16.397	20.558 124.5	9.879	15.303 120.0	1:02.137	95.04	0.232	14:36:35.452	
16 -	16.403	20.599 124.9	9.996	15.322 118.9	1:02.320	94.76	0.415	14:37:37.772	
17 -	16.299	20.608 124.9	9.966	15.290 119.4	1:02.163	95.00	0.258	14:38:39.935	
18 -	16.468	20.684 122.9	9.935	15.267 120.0	1:02.354	94.71	0.449	14:39:42.289	
19 -	16.602	20.520 125.6	9.845	15.330 119.4	1:02.297	94.79	0.392	14:40:44.586	
20 -	16.352	20.499 125.6	10.098	15.311 120.2	1:02.260	94.85	0.355	14:41:46.846	
21 -	16.476	20.452 125.9	10.084	15.286 120.2	1:02.298	94.79	0.393	14:42:49.144	
22 -	16.365	20.456 126.1	9.796	15.288 118.3	1:01.905 (1)	95.39		14:43:51.049	

P2 7		Jamie LYONS				Honda - C&M Motors Ltd / Tooltec Racing			
IDEAL LAP TIME : 1:01.346		BEST LAP TIME : 1:01.871		DIFFERENCE : 0.525					
LAP	SECTOR 1	SECTOR 2	SECTOR 3	SECTOR 4	LAP TIME	MPH	DIFF	TIME OF DAY	
1 -		20.845 124.7	9.987	15.549 120.0	1:05.399	90.30	3.528	14:22:01.999	
2 -	16.571	20.657 125.4	9.841	15.405 119.4	1:02.474	94.53	0.603	14:23:04.473	
3 -	16.353	20.666 122.0	9.718	15.512 115.1	1:02.249	94.87	0.378	14:24:06.722	
4 -	16.736	20.724 120.4	9.661	15.474 115.5	1:02.595	94.34	0.724	14:25:09.317	
5 -	16.690	20.687 122.9	9.886	15.278 119.4	1:02.541	94.42	0.670	14:26:11.858	
6 -	16.473	20.517 122.0	9.877	15.395 118.1	1:02.262	94.85	0.391	14:27:14.120	
7 -	16.452	20.605 121.5	9.795	15.493 115.1	1:02.345	94.72	0.474	14:28:16.465	
8 -	16.740	20.864 123.3	10.063	15.360 119.1	1:03.027	93.70	1.156	14:29:19.492	
9 -	16.667	20.963 123.3	9.756	15.138 121.5	1:02.524	94.45	0.653	14:30:22.016	
10 -	16.256	20.374 125.2	10.080	15.560 118.5	1:02.270	94.83	0.399	14:31:24.286	
11 -	16.173	20.528 124.2	9.833	15.430 118.5	1:01.964 (3)	95.30	0.093	14:32:26.250	
12 -	16.370	20.490 123.1	9.885	15.438 117.5	1:02.183	94.97	0.312	14:33:28.433	
13 -	16.334	20.761 121.7	9.998	15.251 120.4	1:02.344	94.72	0.473	14:34:30.777	
14 -	16.410	20.873 125.2	9.945	15.278 118.3	1:02.506	94.48	0.635	14:35:33.283	
15 -	16.787	20.639 124.0	9.866	15.285 117.9	1:02.577	94.37	0.706	14:36:35.860	
16 -	16.476	20.568 122.0	9.924	15.235 117.7	1:02.203	94.94	0.332	14:37:38.063	
17 -	16.365	20.482 123.5	9.846	15.258 120.2	1:01.951 (2)	95.32	0.080	14:38:40.014	
18 -	16.297	20.811 119.4	9.982	15.291 120.2	1:02.381	94.67	0.510	14:39:42.395	
19 -	16.565	20.514 124.2	9.947	15.340 119.1	1:02.366	94.69	0.495	14:40:44.761	
20 -	16.285	20.470 124.5	10.175	15.261 119.8	1:02.191	94.96	0.320	14:41:46.952	
21 -	16.429	20.632 123.1	9.946	15.302 120.2	1:02.309	94.78	0.438	14:42:49.261	
22 -	16.333	20.479 123.3	9.815	15.244 119.6	1:01.871 (1)	95.45		14:43:51.132	

Weather / Track : Cloudy / Dry

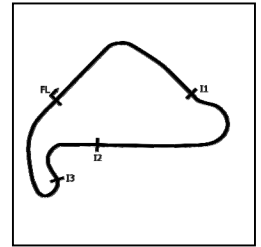
Silverstone
Circuit Length = 1.6404 miles
Start: 14:20 Flag 14:43 End: 14:45

MCRCB BULLETIN TK328

2021 Bennetts British Superbike Championship - Round 8

2021 Honda British Talent Cup

RACE 2 - SECTOR ANALYSIS



SECTOR 1 = FL to I1, SECTOR 2 = I1 to I2 SECTOR 3 = I2 to I3, SECTOR 4 = I3 to FL, DIFF = Difference To Personal Best Lap, P = Crossed Finish Line in Pit Lane, D = Time Disallowed

P3 57		Johnny GARNESS				Honda - City Lifting by RS Racing				
IDEAL LAP TIME : 1:01.303		BEST LAP TIME : 1:01.847				DIFFERENCE : 0.544				
LAP	SECTOR 1	SECTOR 2	SECTOR 3	SECTOR 4	LAP TIME	MPH	DIFF	TIME OF DAY		
1 -		20.888	127.0	10.437	15.432	121.7	1:04.846	91.07	2.999	14:22:01.446
2 -	16.454	20.621	127.8	10.180	15.306	122.9	1:02.561	94.39	0.714	14:23:04.007
3 -	16.457	20.566	127.8	10.293	15.484	118.1	1:02.800	94.03	0.953	14:24:06.807
4 -	16.845	20.727	117.5	10.352	15.333	122.6	1:03.257	93.35	1.410	14:25:10.064
5 -	16.243	20.500	121.3	10.300	15.106	124.7	1:02.149	95.02	0.302	14:26:12.213
6 -	16.319	20.455	121.5	10.230	15.368	122.2	1:02.372	94.68	0.525	14:27:14.585
7 -	16.149	20.613	123.8	10.237	15.048	123.5	1:02.047 (3)	95.18	0.200	14:28:16.632
8 -	16.320	20.449	127.3	10.208	15.228	122.6	1:02.205	94.93	0.358	14:29:18.837
9 -	16.384	20.502	127.0	10.135	15.176	122.4	1:02.197	94.95	0.350	14:30:21.034
10 -	16.385	20.606	127.3	10.306	15.189	122.4	1:02.486	94.51	0.639	14:31:23.520
11 -	16.432	20.561	127.8	10.074	15.147	122.9	1:02.214	94.92	0.367	14:32:25.734
12 -	16.407	21.045	124.2	10.528	15.107	124.9	1:03.087	93.61	1.240	14:33:28.821
13 -	16.346	20.452	122.2	10.348	15.202	125.2	1:02.348	94.72	0.501	14:34:31.169
14 -	16.324	20.571	124.9	10.447	14.946	125.6	1:02.288	94.81	0.441	14:35:33.457
15 -	16.580	20.437	128.0	10.210	15.203	121.1	1:02.430	94.59	0.583	14:36:35.887
16 -	16.215	20.464	121.5	10.252	15.375	117.9	1:02.306	94.78	0.459	14:37:38.193
17 -	16.461	20.413	120.6	10.260	15.006	125.6	1:02.140	95.03	0.293	14:38:40.333
18 -	16.381	20.528	124.0	10.430	15.022	124.7	1:02.361	94.70	0.514	14:39:42.694
19 -	16.481	20.482	126.3	10.257	15.214	123.5	1:02.434	94.59	0.587	14:40:45.128
20 -	16.151	20.170	124.7	10.543	14.983	125.4	1:01.847 (1)	95.48		14:41:46.975
21 -	16.569	20.624	121.5	10.260	14.910	126.8	1:02.363	94.69	0.516	14:42:49.338
22 -	16.372	20.263	122.0	10.305	14.919	124.9	1:01.859 (2)	95.46	0.012	14:43:51.197

P4 67		Casey O'GORMAN				Honda - Microlise Cresswell Racing				
IDEAL LAP TIME : 1:01.539		BEST LAP TIME : 1:01.771				DIFFERENCE : 0.232				
LAP	SECTOR 1	SECTOR 2	SECTOR 3	SECTOR 4	LAP TIME	MPH	DIFF	TIME OF DAY		
1 -		20.872	128.3	10.497	15.702	120.0	1:06.992	88.15	5.221	14:22:03.592
2 -	16.547	20.788	127.8	10.065	15.306	121.7	1:02.706	94.18	0.935	14:23:06.298
3 -	16.531	20.580	125.9	10.009	15.336	120.0	1:02.456	94.55	0.685	14:24:08.754
4 -	16.405	20.517	126.1	10.017	15.149	122.2	1:02.088	95.11	0.317	14:25:10.842
5 -	16.237	20.730	127.5	9.903	15.100	124.5	1:01.970 (2)	95.29	0.199	14:26:12.812
6 -	16.268	20.385	127.0	10.070	15.048	123.1	1:01.771 (1)	95.60		14:27:14.583
7 -	16.335	20.958	126.3	9.923	15.063	122.4	1:02.279	94.82	0.508	14:28:16.862
8 -	16.440	20.750	127.3	10.263	15.265	119.8	1:02.718	94.16	0.947	14:29:19.580
9 -	16.540	20.526	126.3	9.921	15.169	121.3	1:02.156	95.01	0.385	14:30:21.736
10 -	16.282	20.422	127.3	10.177	15.323	121.7	1:02.204	94.94	0.433	14:31:23.940
11 -	16.322	20.498	126.6	9.931	15.275	120.9	1:02.026 (3)	95.21	0.255	14:32:25.966
12 -	16.231	20.732	123.8	9.960	15.336	117.9	1:02.259	94.85	0.488	14:33:28.225
13 -	16.485	20.633	123.5	9.935	15.359	118.9	1:02.412	94.62	0.641	14:34:30.637
14 -	16.463	20.796	123.5	9.923	15.323	118.3	1:02.505	94.48	0.734	14:35:33.142
15 -	16.415	20.536	124.0	9.918	15.362	118.3	1:02.231	94.89	0.460	14:36:35.373
16 -	16.419	20.553	123.3	9.947	15.328	118.5	1:02.247	94.87	0.476	14:37:37.620
17 -	16.402	20.603	124.2	9.875	15.339	118.1	1:02.219	94.91	0.448	14:38:39.839
18 -	16.403	20.666	123.3	9.977	15.351	118.9	1:02.397	94.64	0.626	14:39:42.236
19 -	16.484	20.511	124.2	9.934	15.351	119.4	1:02.280	94.82	0.509	14:40:44.516
20 -	16.356	20.506	124.5	10.006	15.399	119.1	1:02.267	94.84	0.496	14:41:46.783
21 -	16.467	20.468	124.7	9.961	15.374	118.7	1:02.270	94.83	0.499	14:42:49.053
22 -	16.383	20.471	125.4	10.113	15.186	121.7	1:02.153	95.01	0.382	14:43:51.206

Weather / Track : Cloudy / Dry

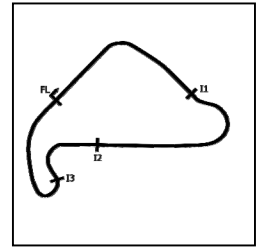
Silverstone
Circuit Length = 1.6404 miles
Start: 14:20 Flag 14:43 End: 14:45

MCRCB BULLETIN TK328

2021 Bennetts British Superbike Championship - Round 8

2021 Honda British Talent Cup

RACE 2 - SECTOR ANALYSIS



SECTOR 1 = FL to I1, SECTOR 2 = I1 to I2 SECTOR 3 = I2 to I3, SECTOR 4 = I3 to FL, DIFF = Difference To Personal Best Lap, P = Crossed Finish Line in Pit Lane, D = Time Disallowed

P5		4		Sullivan MOUNSEY				Honda - iForce Lloyd & Jones			
IDEAL LAP TIME : 1:01.242		BEST LAP TIME : 1:01.706		DIFFERENCE : 0.464							
LAP	SECTOR 1	SECTOR 2		SECTOR 3		SECTOR 4		LAP TIME	MPH	DIFF	TIME OF DAY
1 -		21.146	129.0	10.476	15.451	124.0	1:07.932	86.93	6.226	14:22:04.532	
2 -	16.551	20.448	129.5	10.234	15.535	121.5	1:02.768	94.08	1.062	14:23:07.300	
3 -	16.283	20.844	128.3	10.208	15.326	124.0	1:02.661	94.24	0.955	14:24:09.961	
4 -	16.708	20.224	127.8	9.925	15.544	118.3	1:02.401	94.64	0.695	14:25:12.362	
5 -	16.731	20.663	124.0	10.060	15.254	120.2	1:02.708	94.17	1.002	14:26:15.070	
6 -	16.455	20.591	124.7	9.940	15.171	120.2	1:02.157	95.01	0.451	14:27:17.227	
7 -	16.532	20.456	125.4	10.034	15.157	120.6	1:02.179	94.97	0.473	14:28:19.406	
8 -	16.271	20.473	124.7	9.891	15.169	120.2	1:01.804	(3) 95.55	0.098	14:29:21.210	
9 -	16.498	20.344	125.4	9.909	15.277	120.9	1:02.028	95.20	0.322	14:30:23.238	
10 -	16.439	20.442	125.4	9.974	15.123	120.9	1:01.978	95.28	0.272	14:31:25.216	
11 -	16.403	20.378	124.9	9.931	14.994	124.5	1:01.706	(1) 95.70		14:32:26.922	
12 -	16.148	20.535	127.5	10.135	15.302	123.1	1:02.120	95.06	0.414	14:33:29.042	
13 -	16.246	20.601	127.8	9.970	15.572	121.7	1:02.389	94.65	0.683	14:34:31.431	
14 -	16.133	20.865	127.3	10.213	15.192	121.7	1:02.403	94.63	0.697	14:35:33.834	
15 -	16.315	20.589	127.5	10.109	15.071	122.9	1:02.084	95.12	0.378	14:36:35.918	
16 -	16.433	20.814	125.4	9.988	15.192	122.0	1:02.427	94.60	0.721	14:37:38.345	
17 -	16.165	20.405	124.7	10.121	15.059	122.4	1:01.750	(2) 95.63	0.044	14:38:40.095	
18 -	16.475	20.532	123.1	10.254	15.122	123.5	1:02.383	94.66	0.677	14:39:42.478	
19 -	16.546	20.502	126.8	10.074	15.243	118.7	1:02.365	94.69	0.659	14:40:44.843	
20 -	16.681	20.326	127.8	10.224	15.071	123.8	1:02.302	94.79	0.596	14:41:47.145	
21 -	16.428	20.428	124.0	10.142	15.170	120.9	1:02.168	94.99	0.462	14:42:49.313	
22 -	16.485	20.366	128.3	10.189	15.200	122.6	1:02.240	94.88	0.534	14:43:51.553	

P6		15		Harrison CROSBY				Honda - Banks Racing			
IDEAL LAP TIME : 1:01.536		BEST LAP TIME : 1:01.843		DIFFERENCE : 0.307							
LAP	SECTOR 1	SECTOR 2		SECTOR 3		SECTOR 4		LAP TIME	MPH	DIFF	TIME OF DAY
1 -		20.813	123.5	10.031	15.512	120.4	1:05.305	90.43	3.462	14:22:01.905	
2 -	16.675	20.715	123.5	10.109	15.364	120.6	1:02.863	93.94	1.020	14:23:04.768	
3 -	16.380	20.652	126.6	10.069	15.388	119.4	1:02.489	94.50	0.646	14:24:07.257	
4 -	16.602	20.783	124.2	10.038	15.397	117.5	1:02.820	94.00	0.977	14:25:10.077	
5 -	16.458	20.633	123.8	10.036	15.352	120.2	1:02.479	94.52	0.636	14:26:12.556	
6 -	16.582	20.545	125.4	10.046	15.125	119.6	1:02.298	94.79	0.455	14:27:14.854	
7 -	16.282	20.759	123.8	10.071	15.164	120.4	1:02.276	94.83	0.433	14:28:17.130	
8 -	16.283	20.745	126.8	10.257	15.166	120.6	1:02.451	94.56	0.608	14:29:19.581	
9 -	16.522	20.674	124.7	9.957	15.233	120.6	1:02.386	94.66	0.543	14:30:21.967	
10 -	16.261	20.789	124.2	9.954	15.344	118.3	1:02.348	94.72	0.505	14:31:24.315	
11 -	16.601	20.503	126.6	10.146	15.276	120.6	1:02.526	94.45	0.683	14:32:26.841	
12 -	16.364	20.567	127.0	10.163	15.318	120.0	1:02.412	94.62	0.569	14:33:29.253	
13 -	16.331	20.547	126.3	9.990	15.410	121.5	1:02.278	94.82	0.435	14:34:31.531	
14 -	16.246	21.661	124.5	9.863	15.352	118.3	1:03.122	93.55	1.279	14:35:34.653	
15 -	16.900	20.589	123.5	9.857	15.217	118.9	1:02.563	94.39	0.720	14:36:37.216	
16 -	16.413	20.455	123.8	9.795	15.226	119.8	1:01.889	(2) 95.42	0.046	14:37:39.105	
17 -	16.248	20.514	126.3	10.006	15.265	120.6	1:02.033	95.20	0.190	14:38:41.138	
18 -	16.361	20.470	124.9	9.979	15.135	121.5	1:01.945	(3) 95.33	0.102	14:39:43.083	
19 -	16.519	20.620	127.0	9.956	15.198	122.9	1:02.293	94.80	0.450	14:40:45.376	
20 -	16.271	20.526	126.6	9.992	15.431	118.3	1:02.220	94.91	0.377	14:41:47.596	
21 -	16.396	20.528	127.0	10.025	15.310	122.0	1:02.259	94.85	0.416	14:42:49.855	
22 -	16.161	20.517	125.6	9.971	15.194	122.0	1:01.843	(1) 95.49		14:43:51.698	

Weather / Track : Cloudy / Dry

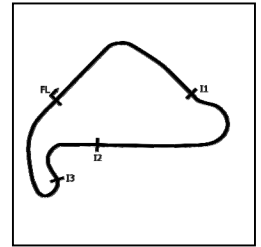
Silverstone
Circuit Length = 1.6404 miles
Start: 14:20 Flag 14:43 End: 14:45

MCRCB BULLETIN TK328

2021 Bennetts British Superbike Championship - Round 8

2021 Honda British Talent Cup

RACE 2 - SECTOR ANALYSIS



SECTOR 1 = FL to I1, SECTOR 2 = I1 to I2 SECTOR 3 = I2 to I3, SECTOR 4 = I3 to FL, DIFF = Difference To Personal Best Lap, P = Crossed Finish Line in Pit Lane, D = Time Disallowed

P7 23 Rhys STEPHENSON		Honda - Rocket Racing							
IDEAL LAP TIME : 1:01.483		BEST LAP TIME : 1:01.844		DIFFERENCE : 0.361					
LAP	SECTOR 1	SECTOR 2	SECTOR 3	SECTOR 4	LAP TIME	MPH	DIFF	TIME OF DAY	
1 -		20.965 124.9	10.116	15.442 119.4	1:05.827	89.71	3.983	14:22:02.427	
2 -	16.479	20.903 124.7	10.085	15.154 122.2	1:02.621	94.30	0.777	14:23:05.048	
3 -	16.283	20.611 127.5	10.038	15.318 120.2	1:02.250	94.87	0.406	14:24:07.298	
4 -	16.625	20.900 125.9	10.054	15.513 119.8	1:03.092	93.60	1.248	14:25:10.390	
5 -	16.228	20.601 127.3	10.135	15.241 122.0	1:02.205	94.93	0.361	14:26:12.595	
6 -	16.305	20.473 122.9	9.891	15.175 119.1	1:01.844 (1)	95.49		14:27:14.439	
7 -	16.412	20.584 125.4	9.968	15.187 121.3	1:02.151	95.02	0.307	14:28:16.590	
8 -	16.589	20.779 123.3	9.844	15.338 118.7	1:02.550	94.41	0.706	14:29:19.140	
9 -	16.351	20.656 124.2	9.949	15.312 119.8	1:02.268	94.84	0.424	14:30:21.408	
10 -	16.283	20.659 126.1	10.187	15.675 120.2	1:02.804	94.03	0.960	14:31:24.212	
11 -	16.193	20.685 128.0	10.108	15.113 120.0	1:02.099	95.10	0.255	14:32:26.311	
12 -	16.474	20.565 127.0	10.073	15.209 122.2	1:02.321	94.76	0.477	14:33:28.632	
13 -	16.393	20.589 127.0	10.034	15.198 121.5	1:02.214	94.92	0.370	14:34:30.846	
14 -	16.461	20.796 125.9	10.115	15.181 122.4	1:02.553	94.41	0.709	14:35:33.399	
15 -	16.693	20.906 125.4	9.898	15.278 121.7	1:02.775	94.07	0.931	14:36:36.174	
16 -	16.272	20.780 125.4	10.254	15.219 121.3	1:02.525	94.45	0.681	14:37:38.699	
17 -	16.164	20.616 126.8	9.931	15.306 120.6	1:02.017	95.22	0.173	14:38:40.716	
18 -	16.271	20.661 125.6	10.084	15.101 121.5	1:02.117	95.07	0.273	14:39:42.833	
19 -	16.471	20.513 126.8	9.942	15.371 119.6	1:02.297	94.79	0.453	14:40:45.130	
20 -	16.489	20.670 128.3	10.009	15.601 118.7	1:02.769	94.08	0.925	14:41:47.899	
21 -	16.359	20.374 128.3	10.019	15.241 123.5	1:01.993 (3)	95.26	0.149	14:42:49.892	
22 -	16.284	20.405 128.5	10.021	15.143 123.5	1:01.853 (2)	95.47	0.009	14:43:51.745	

P8 52 Evan BELFORD		Honda - City Lifting by RS Racing							
IDEAL LAP TIME : 1:01.277		BEST LAP TIME : 1:01.689		DIFFERENCE : 0.412					
LAP	SECTOR 1	SECTOR 2	SECTOR 3	SECTOR 4	LAP TIME	MPH	DIFF	TIME OF DAY	
1 -		21.136 128.5	10.439	15.570 122.2	1:07.193	87.89	5.504	14:22:03.793	
2 -	16.658	20.697 128.8	10.435	15.310 124.2	1:03.100	93.59	1.411	14:23:06.893	
3 -	16.539	20.857 126.3	10.214	15.376 121.1	1:02.986	93.76	1.297	14:24:09.879	
4 -	16.453	20.567 125.6	10.109	15.392 120.2	1:02.521	94.45	0.832	14:25:12.400	
5 -	16.765	20.666 127.0	10.161	15.145 120.9	1:02.737	94.13	1.048	14:26:15.137	
6 -	16.393	20.639 123.8	10.105	15.216 121.5	1:02.353	94.71	0.664	14:27:17.490	
7 -	16.364	20.679 126.1	10.030	15.157 121.5	1:02.230	94.90	0.541	14:28:19.720	
8 -	16.448	20.471 127.5	9.890	15.160 120.6	1:01.969	95.30	0.280	14:29:21.689	
9 -	16.292	20.413 126.6	9.910	15.197 121.3	1:01.812 (3)	95.54	0.123	14:30:23.501	
10 -	16.275	20.658 126.3	10.014	15.164 121.3	1:02.111	95.08	0.422	14:31:25.612	
11 -	16.231	20.454 125.6	9.980	15.024 122.9	1:01.689 (1)	95.73		14:32:27.301	
12 -	16.206	20.250 129.0	10.132	15.466 121.5	1:02.054	95.16	0.365	14:33:29.355	
13 -	16.317	20.602 129.5	10.106	15.186 122.4	1:02.211	94.92	0.522	14:34:31.566	
14 -	16.247	21.729 126.8	10.075	15.164 122.4	1:03.215	93.42	1.526	14:35:34.781	
15 -	16.401	20.395 126.6	9.894	15.012 124.2	1:01.702 (2)	95.71	0.013	14:36:36.483	
16 -	16.263	20.560 125.6	9.988	15.116 124.5	1:01.927	95.36	0.238	14:37:38.410	
17 -	16.397	20.628 126.1	10.163	15.165 122.9	1:02.353	94.71	0.664	14:38:40.763	
18 -	16.125	20.480 126.6	10.429	15.102 124.0	1:02.136	95.04	0.447	14:39:42.899	
19 -	16.622	20.574 127.8	9.995	15.119 124.9	1:02.310	94.77	0.621	14:40:45.209	
20 -	16.230	20.414 125.9	10.295	15.443 119.1	1:02.382	94.66	0.693	14:41:47.591	
21 -	16.207	20.553 127.8	10.172	15.151 123.5	1:02.083	95.12	0.394	14:42:49.674	
22 -	16.173	20.636 128.0	10.304	15.089 124.9	1:02.202	94.94	0.513	14:43:51.876	

Weather / Track : Cloudy / Dry

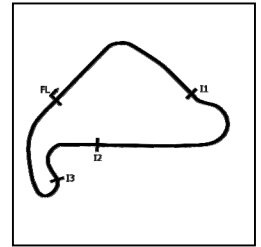
Silverstone
Circuit Length = 1.6404 miles
Start: 14:20 Flag 14:43 End: 14:45

MCRCB BULLETIN TK328

2021 Bennetts British Superbike Championship - Round 8

2021 Honda British Talent Cup

RACE 2 - SECTOR ANALYSIS



SECTOR 1 = FL to I1, SECTOR 2 = I1 to I2, SECTOR 3 = I2 to I3, SECTOR 4 = I3 to FL, DIFF = Difference To Personal Best Lap, P = Crossed Finish Line in Pit Lane, D = Time Disallowed

P9 48		Ollie WALKER				Honda - Moto Rapido / SP125 Racing					
IDEAL LAP TIME : 1:01.692		BEST LAP TIME : 1:01.987				DIFFERENCE : 0.295					
LAP	SECTOR 1	SECTOR 2		SECTOR 3		SECTOR 4		LAP TIME	MPH	DIFF	TIME OF DAY
1 -		20.837	125.4	10.418	15.533	120.6	1:05.201	90.57	3.214	14:22:01.801	
2 -	16.558	20.803	126.1	10.110	15.325	122.0	1:02.796	94.04	0.809	14:23:04.597	
3 -	16.470	20.604	125.6	10.293	15.443	123.1	1:02.810	94.02	0.823	14:24:07.407	
4 -	16.328	20.968	122.4	10.360	15.377	119.8	1:03.033	93.69	1.046	14:25:10.440	
5 -	16.326	20.541	126.8	10.153	15.291	123.1	1:02.311	94.77	0.324	14:26:12.751	
6 -	16.398	20.637	128.0	10.116	15.139	122.2	1:02.290	94.80	0.303	14:27:15.041	
7 -	16.289	20.663	127.0	10.125	15.271	121.1	1:02.348	94.72	0.361	14:28:17.389	
8 -	16.309	20.647	127.3	10.247	15.251	122.0	1:02.454	94.56	0.467	14:29:19.843	
9 -	16.456	20.772	125.6	10.065	15.235	121.3	1:02.528	94.44	0.541	14:30:22.371	
10 -	16.365	20.586	124.9	9.969	15.175	122.4	1:02.095 (3)	95.10	0.108	14:31:24.466	
11 -	16.277	20.508	127.3	10.149	15.259	121.5	1:02.193	94.95	0.206	14:32:26.659	
12 -	16.393	20.503	127.3	10.407	15.482	121.1	1:02.785	94.06	0.798	14:33:29.444	
13 -	16.304	20.538	126.6	10.228	15.211	123.5	1:02.281	94.82	0.294	14:34:31.725	
14 -	16.347	20.789	126.3	10.013	15.200	122.2	1:02.349	94.71	0.362	14:35:34.074	
15 -	16.323	20.723	127.5	10.051	15.260	121.7	1:02.357	94.70	0.370	14:36:36.431	
16 -	16.228	20.643	125.2	10.310	15.177	123.1	1:02.358	94.70	0.371	14:37:38.789	
17 -	16.369	20.453	128.0	10.121	15.151	123.8	1:02.094 (2)	95.10	0.107	14:38:40.883	
18 -	16.356	20.402	127.8	10.342	15.217	124.2	1:02.317	94.76	0.330	14:39:43.200	
19 -	16.487	20.592	129.3	10.056	15.195	124.2	1:02.330	94.74	0.343	14:40:45.530	
20 -	16.266	20.568	128.8	10.116	15.348	121.1	1:02.298	94.79	0.311	14:41:47.828	
21 -	16.307	20.404	129.0	10.306	15.302	122.9	1:02.319	94.76	0.332	14:42:50.147	
22 -	16.255	20.356	128.8	10.160	15.216	122.4	1:01.987 (1)	95.27		14:43:52.134	

P10 34		James COOK				Honda - Wilson Racing					
IDEAL LAP TIME : 1:01.723		BEST LAP TIME : 1:01.961				DIFFERENCE : 0.238					
LAP	SECTOR 1	SECTOR 2		SECTOR 3		SECTOR 4		LAP TIME	MPH	DIFF	TIME OF DAY
1 -		20.868	126.8	10.260	15.407	120.4	1:05.601	90.02	3.640	14:22:02.201	
2 -	16.557	20.761	125.4	10.169	15.335	118.9	1:02.822	94.00	0.861	14:23:05.023	
3 -	16.507	20.613	126.8	10.086	15.362	122.0	1:02.568	94.38	0.607	14:24:07.591	
4 -	16.384	20.898	126.6	10.531	15.257	120.6	1:03.070	93.63	1.109	14:25:10.661	
5 -	16.359	20.863	123.5	10.080	15.264	120.0	1:02.566	94.39	0.605	14:26:13.227	
6 -	16.478	20.697	124.2	10.020	15.312	118.3	1:02.507	94.48	0.546	14:27:15.734	
7 -	16.600	21.212	120.9	10.134	15.404	117.9	1:03.350	93.22	1.389	14:28:19.084	
8 -	16.643	20.913	122.9	10.052	15.086	121.3	1:02.694	94.19	0.733	14:29:21.778	
9 -	16.262	20.441	127.5	10.024	15.234	120.4	1:01.961 (1)	95.31		14:30:23.739	
10 -	16.354	20.746	124.0	10.067	15.197	118.5	1:02.364 (2)	94.69	0.403	14:31:26.103	
11 -	16.406	20.726	121.3	10.106	15.204	118.3	1:02.442 (3)	94.57	0.481	14:32:28.545	
12 -	16.489	20.806	120.6	9.934	15.251	117.7	1:02.480	94.52	0.519	14:33:31.025	
13 -	16.513	20.758	120.9	9.959	15.280	117.7	1:02.510	94.47	0.549	14:34:33.535	
14 -	16.640	20.699	121.5	10.012	15.289	117.7	1:02.640	94.27	0.679	14:35:36.175	
15 -	16.448	20.725	121.5	10.010	15.277	117.7	1:02.460	94.55	0.499	14:36:38.635	
16 -	16.539	20.861	121.1	10.006	15.352	116.5	1:02.758	94.10	0.797	14:37:41.393	
17 -	16.539	20.811	120.2	10.060	15.320	116.9	1:02.730	94.14	0.769	14:38:44.123	
18 -	16.593	20.822	120.9	9.980	15.225	116.7	1:02.620	94.30	0.659	14:39:46.743	
19 -	16.574	20.835	121.3	10.078	15.410	116.7	1:02.897	93.89	0.936	14:40:49.640	
20 -	16.718	20.985	119.6	10.141	15.456	116.5	1:03.300	93.29	1.339	14:41:52.940	
21 -	16.827	20.838	121.3	10.052	15.360	116.5	1:03.077	93.62	1.116	14:42:56.017	
22 -	16.795	20.891	120.6	10.170	15.521	115.3	1:03.377	93.18	1.416	14:43:59.394	

Weather / Track : Cloudy / Dry

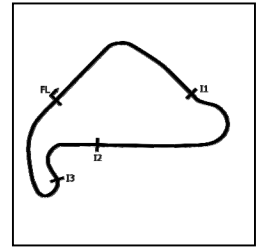
Silverstone
Circuit Length = 1.6404 miles
Start: 14:20 Flag 14:43 End: 14:45

MCRCB BULLETIN TK328

2021 Bennetts British Superbike Championship - Round 8

2021 Honda British Talent Cup

RACE 2 - SECTOR ANALYSIS



SECTOR 1 = FL to I1, SECTOR 2 = I1 to I2 SECTOR 3 = I2 to I3, SECTOR 4 = I3 to FL, DIFF = Difference To Personal Best Lap, P = Crossed Finish Line in Pit Lane, D = Time Disallowed

P11 79		Harley McCABE		Honda - MLav VisionTrack Academy						
IDEAL LAP TIME : 1:01.866		BEST LAP TIME : 1:02.466		DIFFERENCE : 0.600						
LAP	SECTOR 1	SECTOR 2	SECTOR 3	SECTOR 4	LAP TIME	MPH	DIFF	TIME OF DAY		
1 -		21.091 125.9	10.549	15.912 120.4	1:07.064	88.05	4.598	14:22:03.664		
2 -	16.665	20.682 126.1	10.432	15.347 122.0	1:03.126	93.55	0.660	14:23:06.790		
3 -	16.721	20.837 125.9	10.447	15.346 123.5	1:03.351	93.22	0.885	14:24:10.141		
4 -	16.631	20.609 129.5	10.172	15.325 122.2	1:02.737	94.13	0.271	14:25:12.878		
5 -	16.455	20.774 130.0	10.242	15.338 121.5	1:02.809	94.02	0.343	14:26:15.687		
6 -	16.162	20.618 127.3	10.336	15.350 123.1	1:02.466 (1)	94.54		14:27:18.153		
7 -	16.527	20.514 126.3	10.236	15.301 120.2	1:02.578	94.37	0.112	14:28:20.731		
8 -	16.418	20.486 125.6	10.186	15.386 119.6	1:02.476 (2)	94.52	0.010	14:29:23.207		
9 -	16.485	20.642 125.2	10.186	15.330 119.6	1:02.643	94.27	0.177	14:30:25.850		
10 -	16.626	20.623 124.2	9.968	15.394 119.1	1:02.611	94.32	0.145	14:31:28.461		
11 -	16.510	20.752 124.5	10.102	15.431 118.9	1:02.795	94.04	0.329	14:32:31.256		
12 -	16.693	20.625 124.0	10.063	15.483 119.1	1:02.864	93.94	0.398	14:33:34.120		
13 -	16.509	20.667 123.5	10.040	15.572 118.1	1:02.788	94.05	0.322	14:34:36.908		
14 -	16.642	20.746 124.0	10.128	15.354 118.5	1:02.870	93.93	0.404	14:35:39.778		
15 -	16.585	20.769 123.1	9.998	15.437 117.3	1:02.789	94.05	0.323	14:36:42.567		
16 -	16.646	20.644 123.3	9.977	15.403 117.9	1:02.670	94.23	0.204	14:37:45.237		
17 -	16.755	20.669 124.2	10.242	15.306 120.0	1:02.972	93.78	0.506	14:38:48.209		
18 -	16.543	20.530 124.7	10.147	15.341 119.1	1:02.561 (3)	94.39	0.095	14:39:50.770		
19 -	16.731	20.803 122.6	10.212	15.266 120.4	1:03.012	93.72	0.546	14:40:53.782		
20 -	16.536	20.731 124.2	10.299	15.251 120.2	1:02.817	94.01	0.351	14:41:56.599		
21 -	16.536	20.616 124.7	10.175	15.250 120.0	1:02.577	94.37	0.111	14:42:59.176		
22 -	16.683	20.612 127.3	10.048	15.395 118.3	1:02.738	94.13	0.272	14:44:01.914		

P12 53		Kiyano VEIJER		Honda - Microlise Cresswell Racing						
IDEAL LAP TIME : 1:02.438		BEST LAP TIME : 1:02.862		DIFFERENCE : 0.424						
LAP	SECTOR 1	SECTOR 2	SECTOR 3	SECTOR 4	LAP TIME	MPH	DIFF	TIME OF DAY		
1 -		20.910 127.3	10.470	15.705 119.1	1:06.540	88.75	3.678	14:22:03.140		
2 -	16.806	20.504 126.8	10.422	15.406 120.2	1:03.138	93.53	0.276	14:23:06.278		
3 -	16.671	20.629 125.2	10.192	15.486 121.1	1:02.978	93.77	0.116	14:24:09.256		
4 -	16.573	20.609 126.8	10.131	15.721 119.1	1:03.034	93.69	0.172	14:25:12.290		
5 -	17.090	20.886 126.6	10.345	15.418 122.0	1:03.739	92.65	0.877	14:26:16.029		
6 -	16.547	20.591 127.0	10.310	15.414 121.5	1:02.862 (1)	93.94		14:27:18.891		
7 -	16.559	20.678 127.0	10.291	15.506 120.4	1:03.034	93.69	0.172	14:28:21.925		
8 -	16.804	20.686 125.9	10.317	15.558 119.6	1:03.365	93.20	0.503	14:29:25.290		
9 -	16.852	20.827 124.9	10.319	15.546 119.8	1:03.544	92.93	0.682	14:30:28.834		
10 -	16.818	20.881 124.7	10.390	15.570 118.9	1:03.659	92.77	0.797	14:31:32.493		
11 -	16.797	20.823 125.2	10.235	15.625 118.5	1:03.480	93.03	0.618	14:32:35.973		
12 -	16.807	20.685 124.9	10.127	15.517 118.7	1:03.136	93.53	0.274	14:33:39.109		
13 -	16.911	20.617 125.2	10.241	15.456 118.3	1:03.225	93.40	0.363	14:34:42.334		
14 -	16.686	20.627 124.7	10.103	15.543 118.1	1:02.959 (2)	93.80	0.097	14:35:45.293		
15 -	16.722	20.823 123.8	10.567	15.447 119.8	1:03.559	92.91	0.697	14:36:48.852		
16 -	16.802	20.675 126.1	10.436	15.375 119.4	1:03.288	93.31	0.426	14:37:52.140		
17 -	16.873	20.657 124.2	10.492	15.284 122.2	1:03.306	93.28	0.444	14:38:55.446		
18 -	16.673	20.667 124.5	10.155	15.472 118.9	1:02.967 (3)	93.78	0.105	14:39:58.413		
19 -	16.817	20.547 124.9	10.205	15.481 119.1	1:03.050	93.66	0.188	14:41:01.463		
20 -	16.720	20.692 124.7	10.197	15.500 118.7	1:03.109	93.57	0.247	14:42:04.572		
21 -	16.761	20.615 124.5	10.207	15.501 118.9	1:03.084	93.61	0.222	14:43:07.656		
22 -	16.767	20.581 123.5	10.391	15.571 117.3	1:03.310	93.28	0.448	14:44:10.966		

Weather / Track : Cloudy / Dry

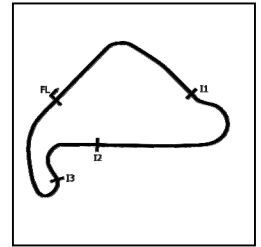
Silverstone
Circuit Length = 1.6404 miles
Start: 14:20 Flag 14:43 End: 14:45

MCRCB BULLETIN TK328

2021 Bennetts British Superbike Championship - Round 8

2021 Honda British Talent Cup

RACE 2 - SECTOR ANALYSIS



SECTOR 1 = FL to I1, SECTOR 2 = I1 to I2 SECTOR 3 = I2 to I3, SECTOR 4 = I3 to FL, DIFF = Difference To Personal Best Lap, P = Crossed Finish Line in Pit Lane, D = Time Disallowed

P13 40		Julian CORREA		Honda - Microlise Cresswell Racing						
IDEAL LAP TIME : 1:02.253		BEST LAP TIME : 1:02.565		DIFFERENCE : 0.312						
LAP	SECTOR 1	SECTOR 2	SECTOR 3	SECTOR 4	LAP TIME	MPH	DIFF	TIME OF DAY		
1 -		21.153 125.6	10.689	15.657 120.4	1:07.368	87.66	4.803	14:22:03.968		
2 -	16.767	20.925 128.0	10.555	15.387 122.9	1:03.634	92.80	1.069	14:23:07.602		
3 -	16.731	21.129 123.3	10.429	15.256 123.1	1:03.545	92.93	0.980	14:24:11.147		
4 -	16.659	20.657 126.8	10.536	15.283 123.1	1:03.135	93.54	0.570	14:25:14.282		
5 -	16.317	21.074 124.0	10.751	15.195 123.5	1:03.337	93.24	0.772	14:26:17.619		
6 -	16.488	20.864 126.8	10.707	15.240 123.5	1:03.299	93.29	0.734	14:27:20.918		
7 -	16.942	20.887 125.6	10.630	15.805 120.9	1:04.264	91.89	1.699	14:28:25.182		
8 -	16.797	20.929 127.0	10.579	15.355 120.9	1:03.660	92.76	1.095	14:29:28.842		
9 -	16.575	20.839 125.9	10.445	15.314 120.4	1:03.173	93.48	0.608	14:30:32.015		
10 -	16.611	20.815 126.1	10.220	15.344 120.9	1:02.990	93.75	0.425	14:31:35.005		
11 -	16.391	20.608 126.3	10.397	15.265 121.7	1:02.661 (3)	94.24	0.096	14:32:37.666		
12 -	16.304	21.081 127.3	10.297	15.222 121.7	1:02.904	93.88	0.339	14:33:40.570		
13 -	16.390	20.604 126.6	10.365	15.206 123.3	1:02.565 (1)	94.39		14:34:43.135		
14 -	16.522	20.801 125.9	10.627	15.277 120.9	1:03.227	93.40	0.662	14:35:46.362		
15 -	16.349	20.767 125.2	10.396	15.127 122.6	1:02.639 (2)	94.28	0.074	14:36:49.001		
16 -	17.099	20.616 125.2	10.510	15.130 123.8	1:03.355	93.21	0.790	14:37:52.356		
17 -	16.764	20.807 127.0	10.587	15.459 119.8	1:03.617	92.83	1.052	14:38:55.973		
18 -	16.726	20.895 126.6	10.479	15.215 121.5	1:03.315	93.27	0.750	14:39:59.288		
19 -	16.334	20.910 124.7	10.397	15.125 123.3	1:02.766	94.09	0.201	14:41:02.054		
20 -	16.555	20.801 124.0	10.397	15.173 122.9	1:02.926	93.85	0.361	14:42:04.980		
21 -	16.517	20.832 126.1	10.446	15.289 121.5	1:03.084	93.61	0.519	14:43:08.064		
22 -	16.427	20.778 123.3	10.473	15.372 120.4	1:03.050	93.66	0.485	14:44:11.114		

P14 29		Lucas BROWN		Honda - Amphibian Scaffolding / SP125 Racing						
IDEAL LAP TIME : 1:02.384		BEST LAP TIME : 1:02.707		DIFFERENCE : 0.323						
LAP	SECTOR 1	SECTOR 2	SECTOR 3	SECTOR 4	LAP TIME	MPH	DIFF	TIME OF DAY		
1 -		21.128 124.0	10.438	15.973 119.1	1:07.326	87.71	4.619	14:22:03.926		
2 -	16.710	20.902 124.9	10.312	15.700 120.6	1:03.624	92.82	0.917	14:23:07.550		
3 -	16.774	20.916 123.1	10.070	15.511 118.7	1:03.271	93.33	0.564	14:24:10.821		
4 -	16.546	20.916 122.9	9.846	15.605 119.8	1:02.913 (2)	93.87	0.206	14:25:13.734		
5 -	16.693	21.243 121.7	10.037	15.539 120.6	1:03.512	92.98	0.805	14:26:17.246		
6 -	16.572	20.959 124.2	10.228	15.724 118.1	1:03.483	93.02	0.776	14:27:20.729		
7 -	16.817	20.869 121.7	10.061	15.595 116.9	1:03.342	93.23	0.635	14:28:24.071		
8 -	16.749	20.847 120.9	9.894	15.528 117.3	1:03.018	93.71	0.311	14:29:27.089		
9 -	16.879	20.748 123.3	9.992	15.538 119.1	1:03.157	93.50	0.450	14:30:30.246		
10 -	16.548	20.798 124.0	9.993	15.368 120.4	1:02.707 (1)	94.17		14:31:32.953		
11 -	16.643	20.952 123.5	10.045	15.752 117.3	1:03.392	93.16	0.685	14:32:36.345		
12 -	16.681	20.845 122.4	9.867	15.569 117.9	1:02.962	93.79	0.255	14:33:39.307		
13 -	16.825	20.724 124.0	9.906	15.907 116.3	1:03.362	93.20	0.655	14:34:42.669		
14 -	16.598	20.701 124.2	10.212	15.455 118.3	1:02.966	93.79	0.259	14:35:45.635		
15 -	16.509	21.022 119.6	10.195	15.493 116.7	1:03.219	93.41	0.512	14:36:48.854		
16 -	16.863	20.801 123.3	10.101	15.450 118.3	1:03.215	93.42	0.508	14:37:52.069		
17 -	16.841	20.868 122.4	10.162	15.404 116.3	1:03.275	93.33	0.568	14:38:55.344		
18 -	17.134	20.855 122.2	9.926	15.328 121.1	1:03.243	93.38	0.536	14:39:58.587		
19 -	16.929	20.726 122.9	10.096	15.401 118.9	1:03.152	93.51	0.445	14:41:01.739		
20 -	16.622	20.819 122.6	10.032	15.466 119.1	1:02.939 (3)	93.83	0.232	14:42:04.678		
21 -	16.837	20.970 123.3	9.944	15.412 117.9	1:03.163	93.49	0.456	14:43:07.841		
22 -	16.690	20.757 122.2	10.062	15.776 117.1	1:03.285	93.31	0.578	14:44:11.126		

Weather / Track : Cloudy / Dry

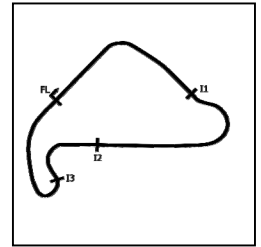
Silverstone
Circuit Length = 1.6404 miles
Start: 14:20 Flag 14:43 End: 14:45

MCRCB BULLETIN TK328

2021 Bennetts British Superbike Championship - Round 8

2021 Honda British Talent Cup

RACE 2 - SECTOR ANALYSIS



SECTOR 1 = FL to I1, SECTOR 2 = I1 to I2 SECTOR 3 = I2 to I3, SECTOR 4 = I3 to FL, DIFF = Difference To Personal Best Lap, P = Crossed Finish Line in Pit Lane, D = Time Disallowed

P15 41		Luca HOPKINS				Honda - Wilson Racing					
IDEAL LAP TIME : 1:02.211		BEST LAP TIME : 1:02.687				DIFFERENCE : 0.476					
LAP	SECTOR 1	SECTOR 2		SECTOR 3		SECTOR 4		LAP TIME	MPH	DIFF	TIME OF DAY
1 -		21.300	126.1	10.569	15.512	123.1	1:07.883	86.99	5.196	14:22:04.483	
2 -	16.799	21.039	126.3	10.461	15.367	121.3	1:03.666	92.76	0.979	14:23:08.149	
3 -	16.489	20.965	126.8	10.409	15.343	122.9	1:03.206	93.43	0.519	14:24:11.355	
4 -	16.607	20.676	127.5	10.513	15.318	122.6	1:03.114	93.57	0.427	14:25:14.469	
5 -	16.375	20.888	127.0	10.341	15.349	120.9	1:02.953	93.81	0.266	14:26:17.422	
6 -	16.600	20.940	124.5	10.302	15.490	117.7	1:03.332	93.24	0.645	14:27:20.754	
7 -	16.782	20.892	124.9	10.328	15.503	121.5	1:03.505	92.99	0.818	14:28:24.259	
8 -	16.647	20.742	122.2	10.214	15.345	120.6	1:02.948	93.81	0.261	14:29:27.207	
9 -	16.662	20.655	122.4	10.168	15.448	118.9	1:02.933 (3)	93.84	0.246	14:30:30.140	
10 -	16.582	20.744	122.9	10.075	15.286	120.0	1:02.687 (1)	94.20		14:31:32.827	
11 -	16.642	20.843	124.7	10.211	15.627	119.8	1:03.323	93.26	0.636	14:32:36.150	
12 -	16.908	21.006	116.9	10.300	15.344	120.6	1:03.558	92.91	0.871	14:33:39.708	
13 -	16.598	20.759	122.0	10.324	15.439	118.1	1:03.120	93.56	0.433	14:34:42.828	
14 -	16.525	21.130	120.9	10.226	15.732	116.9	1:03.613	92.83	0.926	14:35:46.441	
15 -	16.644	20.555	126.1	10.406	15.211	120.6	1:02.816 (2)	94.01	0.129	14:36:49.257	
16 -	16.648	20.703	124.2	10.297	15.323	120.4	1:02.971	93.78	0.284	14:37:52.228	
17 -	16.796	20.726	122.2	10.372	15.326	118.9	1:03.220	93.41	0.533	14:38:55.448	
18 -	16.849	20.622	125.4	10.206	15.369	121.3	1:03.046	93.67	0.359	14:39:58.494	
19 -	16.785	20.670	125.6	10.148	15.429	119.8	1:03.032	93.69	0.345	14:41:01.526	
20 -	16.864	20.787	123.3	10.346	15.206	120.6	1:03.203	93.43	0.516	14:42:04.729	
21 -	16.858	20.920	123.3	10.403	15.280	122.2	1:03.461	93.05	0.774	14:43:08.190	
22 -	16.593	20.629	125.9	10.517	15.352	120.2	1:03.091	93.60	0.404	14:44:11.281	

P16 96		Rossi BANHAM				Honda - MJL Racing					
IDEAL LAP TIME : 1:02.488		BEST LAP TIME : 1:02.901				DIFFERENCE : 0.413					
LAP	SECTOR 1	SECTOR 2		SECTOR 3		SECTOR 4		LAP TIME	MPH	DIFF	TIME OF DAY
1 -		21.248	124.7	10.213	15.552	118.7	1:07.616	87.34	4.715	14:22:04.216	
2 -	17.009	20.925	124.2	10.275	15.485	119.4	1:03.694	92.71	0.793	14:23:07.910	
3 -	16.503	21.029	124.9	10.119	15.380	120.0	1:03.031	93.69	0.130	14:24:10.941	
4 -	16.489	20.862	122.2	10.075	15.475	119.1	1:02.901 (1)	93.88		14:25:13.842	
5 -	16.562	21.192	121.1	10.275	15.483	120.9	1:03.512	92.98	0.611	14:26:17.354	
6 -	16.488	21.139	124.9	10.347	15.536	118.9	1:03.510	92.98	0.609	14:27:20.864	
7 -	16.840	21.133	123.3	10.191	15.417	119.4	1:03.581	92.88	0.680	14:28:24.445	
8 -	16.620	20.991	121.1	10.053	15.409	119.1	1:03.073	93.63	0.172	14:29:27.518	
9 -	16.634	20.869	122.4	10.089	15.353	117.9	1:02.945	93.82	0.044	14:30:30.463	
10 -	16.602	20.974	121.3	10.135	15.342	117.9	1:03.053	93.66	0.152	14:31:33.516	
11 -	16.760	20.797	121.7	10.105	15.378	118.3	1:03.040	93.68	0.139	14:32:36.556	
12 -	16.615	20.810	122.2	10.112	15.369	118.7	1:02.906 (2)	93.88	0.005	14:33:39.462	
13 -	16.726	20.789	124.5	10.045	15.752	114.7	1:03.312	93.27	0.411	14:34:42.774	
14 -	16.761	20.960	120.6	10.221	15.722	116.9	1:03.664	92.76	0.763	14:35:46.438	
15 -	16.853	20.631	123.3	10.133	15.429	118.9	1:03.046	93.67	0.145	14:36:49.484	
16 -	16.796	20.891	123.5	10.135	15.374	119.1	1:03.196	93.45	0.295	14:37:52.680	
17 -	16.729	20.886	123.8	10.227	15.395	116.9	1:03.237	93.38	0.336	14:38:55.917	
18 -	16.747	20.797	124.2	10.098	15.349	118.7	1:02.991	93.75	0.090	14:39:58.908	
19 -	16.683	20.710	125.6	10.154	15.391	119.8	1:02.938 (3)	93.83	0.037	14:41:01.846	
20 -	16.824	21.026	122.2	10.267	15.437	118.3	1:03.554	92.92	0.653	14:42:05.400	
21 -	16.754	20.805	122.9	10.121	15.346	119.4	1:03.026	93.70	0.125	14:43:08.426	
22 -	16.846	20.736	122.4	10.174	15.324	119.4	1:03.080	93.62	0.179	14:44:11.506	

Weather / Track : Cloudy / Dry

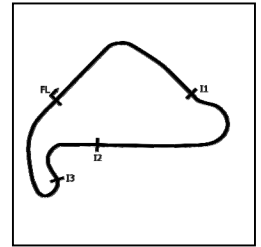
Silverstone
Circuit Length = 1.6404 miles
Start: 14:20 Flag 14:43 End: 14:45

MCRCB BULLETIN TK328

2021 Bennetts British Superbike Championship - Round 8

2021 Honda British Talent Cup

RACE 2 - SECTOR ANALYSIS



SECTOR 1 = FL to I1, SECTOR 2 = I1 to I2 SECTOR 3 = I2 to I3, SECTOR 4 = I3 to FL, DIFF = Difference To Personal Best Lap, P = Crossed Finish Line in Pit Lane, D = Time Disallowed

P17 65		Alexander ROWAN				Honda - Victoria House Mortimer Racing					
IDEAL LAP TIME : 1:02.538		BEST LAP TIME : 1:02.927		DIFFERENCE : 0.389							
LAP	SECTOR 1	SECTOR 2		SECTOR 3		SECTOR 4		LAP TIME	MPH	DIFF	TIME OF DAY
1 -		21.205	125.2	10.796	15.529	122.9		1:07.760	87.15	4.833	14:22:04.360
2 -	16.674	21.274	123.1	10.746	15.541	121.7		1:04.235	91.93	1.308	14:23:08.595
3 -	16.350	20.939	128.8	10.611	15.574	120.9		1:03.474	93.04	0.547	14:24:12.069
4 -	16.285	20.638	128.0	10.577	15.459	121.7		1:02.959 (2)	93.80	0.032	14:25:15.028
5 -	16.264	20.877	127.3	10.609	15.468	122.0		1:03.218	93.41	0.291	14:26:18.246
6 -	16.192	20.790	127.3	10.889	15.645	121.5		1:03.516	92.97	0.589	14:27:21.762
7 -	16.478	21.037	126.3	10.903	15.596	122.9		1:04.014	92.25	1.087	14:28:25.776
8 -	16.644	21.264	125.6	10.546	15.648	120.6		1:04.102	92.12	1.175	14:29:29.878
9 -	16.275	21.258	123.3	10.647	15.462	122.9		1:03.642	92.79	0.715	14:30:33.520
10 -	16.572	21.200	118.9	10.753	15.782	120.9		1:04.307	91.83	1.380	14:31:37.827
11 -	16.631	20.984	124.9	10.665	15.568	122.0		1:03.848	92.49	0.921	14:32:41.675
12 -	16.255	20.552	124.9	10.622	15.498	121.5		1:02.927 (1)	93.84		14:33:44.602
13 -	16.266	20.790	124.7	10.365	15.550	119.8		1:02.971 (3)	93.78	0.044	14:34:47.573
14 -	16.453	20.783	124.0	10.460	15.716	119.4		1:03.412	93.13	0.485	14:35:50.985
15 -	16.411	20.764	124.2	10.335	15.744	119.1		1:03.254	93.36	0.327	14:36:54.239
16 -	16.438	20.685	124.0	10.410	15.718	119.6		1:03.251	93.36	0.324	14:37:57.490
17 -	16.546	20.772	124.7	10.369	15.657	119.8		1:03.344	93.23	0.417	14:39:00.834
18 -	16.533	20.785	124.2	10.402	15.848	119.6		1:03.568	92.90	0.641	14:40:04.402
19 -	16.444	20.751	124.2	10.409	15.634	119.8		1:03.238	93.38	0.311	14:41:07.640
20 -	16.389	20.795	124.5	10.458	15.946	119.1		1:03.588	92.87	0.661	14:42:11.228
21 -	16.494	20.959	124.2	10.410	15.706	119.4		1:03.569	92.90	0.642	14:43:14.797
22 -	16.535	20.747	124.9	10.364	15.767	118.9		1:03.413	93.13	0.486	14:44:18.210

P18 5		Mason JOHNSON				Honda - Johnson Racing					
IDEAL LAP TIME : 1:02.510		BEST LAP TIME : 1:03.047		DIFFERENCE : 0.537							
LAP	SECTOR 1	SECTOR 2		SECTOR 3		SECTOR 4		LAP TIME	MPH	DIFF	TIME OF DAY
1 -		21.476	124.2	10.349	15.855	117.3		1:08.416	86.31	5.369	14:22:05.016
2 -	16.845	20.970	125.2	10.579	15.841	116.9		1:04.235	91.93	1.188	14:23:09.251
3 -	16.648	20.914	123.5	10.147	15.666	116.7		1:03.375	93.18	0.328	14:24:12.626
4 -	16.522	20.734	123.1	10.151	15.702	117.1		1:03.109 (3)	93.57	0.062	14:25:15.735
5 -	16.641	20.845	122.0	10.025	15.536	117.9		1:03.047 (1)	93.67		14:26:18.782
6 -	16.554	20.844	122.4	10.300	15.650	118.3		1:03.348	93.22	0.301	14:27:22.130
7 -	16.510	21.123	123.8	10.366	15.525	117.5		1:03.524	92.96	0.477	14:28:25.654
8 -	16.603	21.130	122.4	9.932	15.718	116.1		1:03.383	93.17	0.336	14:29:29.037
9 -	17.002	21.066	122.0	10.230	15.700	115.3		1:03.998	92.27	0.951	14:30:33.035
10 -	16.952	21.096	120.6	9.911	15.716	114.7		1:03.675	92.74	0.628	14:31:36.710
11 -	16.916	21.099	121.7	9.847	15.726	113.7		1:03.588	92.87	0.541	14:32:40.298
12 -	17.016	21.023	121.3	10.322	15.786	115.3		1:04.147	92.06	1.100	14:33:44.445
13 -	16.782	20.900	122.0	10.403	15.705	115.5		1:03.790	92.57	0.743	14:34:48.235
14 -	16.655	20.695	122.2	10.163	15.625	116.7		1:03.138	93.53	0.091	14:35:51.373
15 -	16.682	20.983	119.6	9.912	15.535	117.1		1:03.112	93.57	0.065	14:36:54.485
16 -	16.750	20.822	121.5	10.286	15.664	115.9		1:03.522	92.97	0.475	14:37:58.007
17 -	16.696	20.724	120.9	10.145	15.686	115.5		1:03.251	93.36	0.204	14:39:01.258
18 -	16.634	20.726	124.0	10.074	15.991	115.9		1:03.425	93.11	0.378	14:40:04.683
19 -	16.922	20.760	122.4	10.108	15.691	116.3		1:03.481	93.03	0.434	14:41:08.164
20 -	16.800	20.700	121.7	10.053	15.792	116.9		1:03.345	93.23	0.298	14:42:11.509
21 -	16.744	21.021	120.9	10.102	15.762	116.1		1:03.629	92.81	0.582	14:43:15.138
22 -	16.660	20.628	123.3	9.975	15.843	113.5		1:03.106 (2)	93.58	0.059	14:44:18.244

Weather / Track : Cloudy / Dry

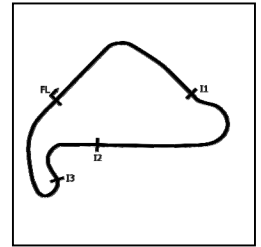
Silverstone
Circuit Length = 1.6404 miles
Start: 14:20 Flag 14:43 End: 14:45

MCRCB BULLETIN TK328

2021 Bennetts British Superbike Championship - Round 8

2021 Honda British Talent Cup

RACE 2 - SECTOR ANALYSIS



SECTOR 1 = FL to I1, SECTOR 2 = I1 to I2 SECTOR 3 = I2 to I3, SECTOR 4 = I3 to FL, DIFF = Difference To Personal Best Lap, P = Crossed Finish Line in Pit Lane, D = Time Disallowed

P19 61		Harrison MACKAY			Honda - True Heroes Racing / Super Soco					
IDEAL LAP TIME : 1:02.619		BEST LAP TIME : 1:02.991			DIFFERENCE : 0.372					
LAP	SECTOR 1	SECTOR 2	SECTOR 3	SECTOR 4	LAP TIME	MPH	DIFF	TIME OF DAY		
1 -		21.662	128.3	10.879	15.675	123.3	1:08.492	86.22	5.501	14:22:05.092
2 -	16.598	20.839	128.0	10.729	15.616	122.2	1:03.782	92.59	0.791	14:23:08.874
3 -	16.670	20.760	127.8	10.485	15.547	121.5	1:03.462	93.05	0.471	14:24:12.336
4 -	16.489	20.644	127.0	10.400	15.458	121.7	1:02.991 (1)	93.75		14:25:15.327
5 -	16.463	20.754	125.9	10.517	15.400	122.0	1:03.134	(3) 93.54	0.143	14:26:18.461
6 -	16.523	20.595	127.5	10.687	15.624	122.2	1:03.429	93.10	0.438	14:27:21.890
7 -	16.559	20.890	128.3	10.516	15.522	122.0	1:03.487	93.02	0.496	14:28:25.377
8 -	16.660	21.254	125.2	10.398	15.420	122.0	1:03.732	92.66	0.741	14:29:29.109
9 -	16.959	20.949	125.6	10.612	15.638	121.7	1:04.158	92.04	1.167	14:30:33.267
10 -	16.661	20.981	122.2	10.514	15.465	119.4	1:03.621	92.82	0.630	14:31:36.888
11 -	16.674	21.026	122.2	10.307	15.438	119.6	1:03.445	93.08	0.454	14:32:40.333
12 -	16.780	20.944	122.4	10.458	15.623	118.1	1:03.805	92.55	0.814	14:33:44.138
13 -	16.823	20.787	125.6	10.591	15.469	119.4	1:03.670	92.75	0.679	14:34:47.808
14 -	16.669	20.750	124.5	10.387	15.464	120.4	1:03.270	93.34	0.279	14:35:51.078
15 -	16.524	20.615	125.9	10.496	15.586	120.9	1:03.221	93.41	0.230	14:36:54.299
16 -	16.632	20.847	122.6	10.360	15.447	118.9	1:03.286	93.31	0.295	14:37:57.585
17 -	16.623	20.642	125.6	10.526	15.588	116.7	1:03.379	93.18	0.388	14:39:00.964
18 -	16.615	20.948	123.8	10.415	15.683	117.5	1:03.661	92.76	0.670	14:40:04.625
19 -	16.747	20.738	124.5	10.242	15.373	120.9	1:03.100	(2) 93.59	0.109	14:41:07.725
20 -	16.747	20.789	123.8	10.303	15.774	120.2	1:03.613	92.83	0.622	14:42:11.338
21 -	16.761	20.744	125.4	10.384	15.637	119.6	1:03.526	92.96	0.535	14:43:14.864
22 -	16.731	20.541	124.2	10.577	15.641	118.3	1:03.490	93.01	0.499	14:44:18.354

P20 99		Peter WILLIS			Honda - WM Racing					
IDEAL LAP TIME : 1:03.043		BEST LAP TIME : 1:03.840			DIFFERENCE : 0.437					
LAP	SECTOR 1	SECTOR 2	SECTOR 3	SECTOR 4	LAP TIME	MPH	DIFF	TIME OF DAY		
1 -		21.799	122.9	10.767	15.770	119.1	1:09.327	85.18	5.487	14:22:05.927
2 -	16.964	20.985	126.6	10.751	15.758	119.1	1:04.458	91.62	0.618	14:23:10.385
3 -	16.815	20.813	124.5	10.432	15.830	118.3	1:03.890	(2) 92.43	0.050	14:24:14.275
4 -	16.832	20.800	124.0	10.410	15.798	118.1	1:03.840 (1)	92.50		14:25:18.115
5 -	16.801	21.272	124.2	10.567	15.714	119.4	1:04.354	91.76	0.514	14:26:22.469
6 -	16.691	21.114	123.1	10.381	15.728	117.5	1:03.914	(3) 92.40	0.074	14:27:26.383
7 -	16.971	20.954	122.9	10.348	15.973	114.3	1:04.246	91.92	0.406	14:28:30.629
8 -	17.263	21.004	125.9	10.551	15.840	115.7	1:04.658	91.33	0.818	14:29:35.287
9 -	17.089	21.175	122.2	10.404	15.739	117.3	1:04.407	91.69	0.567	14:30:39.694
10 -	17.045	21.049	122.0	10.490	15.796	118.5	1:04.380	91.73	0.540	14:31:44.074
11 -	17.056	21.035	122.4	10.281	15.660	117.5	1:04.032	92.22	0.192	14:32:48.106
12 -	17.004	20.920	123.1	10.284	15.825	117.7	1:04.033	92.22	0.193	14:33:52.139
13 -	16.938	20.987	123.3	10.252	15.783	118.5	1:03.960	92.33	0.120	14:34:56.099
14 -	16.872	21.011	122.6	10.337	15.718	117.9	1:03.938	92.36	0.098	14:36:00.037
15 -	16.914	21.022	122.2	10.386	15.822	117.7	1:04.144	92.06	0.304	14:37:04.181
16 -	16.902	21.024	122.0	10.534	15.668	117.9	1:04.128	92.09	0.288	14:38:08.309
17 -	16.832	21.089	122.4	10.376	15.806	117.3	1:04.103	92.12	0.263	14:39:12.412
18 -	17.521	21.182	121.7	10.316	15.860	117.5	1:04.879	91.02	1.039	14:40:17.291
19 -	16.994	21.048	121.7	10.279	15.834	117.1	1:04.155	92.05	0.315	14:41:21.446
20 -	17.038	21.233	122.0	10.282	15.754	117.1	1:04.307	91.83	0.467	14:42:25.753
21 -	17.044	20.935	121.7	10.309	15.752	117.3	1:04.040	92.21	0.200	14:43:29.793
22 -	17.000	21.085	121.7	10.283	15.674	116.9	1:04.042	92.21	0.202	14:44:33.835

Weather / Track : Cloudy / Dry

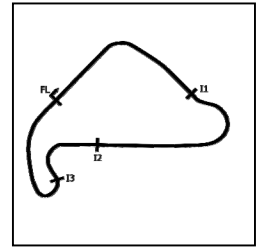
Silverstone
Circuit Length = 1.6404 miles
Start: 14:20 Flag 14:43 End: 14:45

MCRCB BULLETIN TK328

2021 Bennetts British Superbike Championship - Round 8

2021 Honda British Talent Cup

RACE 2 - SECTOR ANALYSIS



SECTOR 1 = FL to I1, SECTOR 2 = I1 to I2 SECTOR 3 = I2 to I3, SECTOR 4 = I3 to FL, DIFF = Difference To Personal Best Lap, P = Crossed Finish Line in Pit Lane, D = Time Disallowed

P21 44 Lucas HILL		Honda - Ashcourt Racing						
IDEAL LAP TIME : 1:03.435		BEST LAP TIME : 1:03.840		DIFFERENCE : 0.405				
LAP	SECTOR 1	SECTOR 2	SECTOR 3	SECTOR 4	LAP TIME	MPH	DIFF	TIME OF DAY
1 -		21.411 126.6	10.589	15.871 118.1	1:09.137	85.41	5.297	14:22:05.737
2 -	17.029	20.980 122.9	10.378	15.618 118.5	1:04.005	92.26	0.165	14:23:09.742
3 -	16.751	21.249 122.9	10.249	15.591 117.5	1:03.840 (1)	92.50		14:24:13.582
4 -	16.827	21.006 122.2	10.447	15.822 116.9	1:04.102	92.12	0.262	14:25:17.684
5 -	17.113	21.127 121.5	10.431	15.854 116.5	1:04.525	91.52	0.685	14:26:22.209
6 -	17.035	21.293 123.1	10.413	15.633 118.3	1:04.374	91.73	0.534	14:27:26.583
7 -	16.881	21.062 123.5	10.381	15.772 116.5	1:04.096	92.13	0.256	14:28:30.679
8 -	16.975	21.160 121.3	10.609	15.840 115.9	1:04.584	91.44	0.744	14:29:35.263
9 -	17.104	21.541 121.3	10.393	15.628 118.5	1:04.666	91.32	0.826	14:30:39.929
10 -	17.096	21.087 122.0	10.389	15.728 117.7	1:04.300	91.84	0.460	14:31:44.229
11 -	17.076	21.094 123.1	10.368	15.608 117.7	1:04.146	92.06	0.306	14:32:48.375
12 -	16.895	20.988 123.8	10.433	15.607 118.3	1:03.923	92.38	0.083	14:33:52.298
13 -	16.912	21.083 122.6	10.389	15.603 118.1	1:03.987	92.29	0.147	14:34:56.285
14 -	16.874	20.943 124.0	10.482	15.727 117.7	1:04.026	92.23	0.186	14:36:00.311
15 -	16.793	21.233 121.3	10.339	15.633 118.1	1:03.998	92.27	0.158	14:37:04.309
16 -	17.030	21.050 122.2	10.631	15.618 117.7	1:04.329	91.80	0.489	14:38:08.638
17 -	17.010	20.929 122.6	10.276	15.659 117.7	1:03.874 (3)	92.45	0.034	14:39:12.512
18 -	17.528	21.287 122.4	10.696	15.867 116.7	1:05.378	90.33	1.538	14:40:17.890
19 -	17.020	21.184 121.1	10.274	15.783 116.7	1:04.261	91.90	0.421	14:41:22.151
20 -	16.976	21.036 122.0	10.244	15.614 116.9	1:03.870 (2)	92.46	0.030	14:42:26.021
21 -	17.026	20.849 123.3	10.415	15.688 116.1	1:03.978	92.30	0.138	14:43:29.999
22 -	16.964	21.009 123.1	10.330	15.696 117.9	1:03.999	92.27	0.159	14:44:33.998

P22 71 Daniel GOODMAN		Honda - MLav VisionTrack Academy						
IDEAL LAP TIME : 1:03.751		BEST LAP TIME : 1:04.437		DIFFERENCE : 0.686				
LAP	SECTOR 1	SECTOR 2	SECTOR 3	SECTOR 4	LAP TIME	MPH	DIFF	TIME OF DAY
1 -		21.609 118.3	11.000	15.632 119.4	1:09.907	84.47	5.470	14:22:06.507
2 -	16.859	21.353 125.9	11.101	15.748 117.1	1:05.061	90.77	0.624	14:23:11.568
3 -	16.741	21.547 120.4	10.479	15.670 118.5	1:04.437 (1)	91.65		14:24:16.005
4 -	17.518	21.093 123.3	10.819	15.715 118.1	1:05.145	90.65	0.708	14:25:21.150
5 -	16.991	21.713 120.9	10.702	15.711 116.3	1:05.117	90.69	0.680	14:26:26.267
6 -	17.249	21.355 120.0	11.006	15.596 118.7	1:05.206	90.56	0.769	14:27:31.473
7 -	16.793	21.671 120.6	10.756	15.728 115.7	1:04.948	90.92	0.511	14:28:36.421
8 -	17.098	21.661 118.3	10.468	15.605 114.3	1:04.832	91.09	0.395	14:29:41.253
9 -	17.088	21.349 117.5	10.465	15.651 113.9	1:04.553 (2)	91.48	0.116	14:30:45.806
10 -	17.100	21.392 117.1	10.433	15.668 113.1	1:04.593 (3)	91.42	0.156	14:31:50.399
11 -	17.657	21.304 117.5	10.410	15.665 113.9	1:05.036	90.80	0.599	14:32:55.435
12 -	17.228	21.319 121.1	10.959	15.526 116.7	1:05.032	90.81	0.595	14:34:00.467
13 -	17.026	21.297 117.5	10.580	15.867 117.3	1:04.770	91.17	0.333	14:35:05.237
14 -	17.001	21.338 117.7	10.784	15.679 115.5	1:04.802	91.13	0.365	14:36:10.039
15 -	16.803	21.437 117.1	10.825	15.572 114.9	1:04.637	91.36	0.200	14:37:14.676
16 -	17.107	21.266 117.3	10.944	15.635 113.7	1:04.952	90.92	0.515	14:38:19.628
17 -	16.929	21.639 116.5	10.665	15.511 115.9	1:04.744	91.21	0.307	14:39:24.372
18 -	17.194	21.388 117.1	10.816	15.558 117.7	1:04.956	90.91	0.519	14:40:29.328
19 -	17.002	21.198 117.3	10.581	15.841 115.1	1:04.622	91.38	0.185	14:41:33.950
20 -	17.070	21.186 116.7	10.742	15.596 112.7	1:04.594	91.42	0.157	14:42:38.544
21 -	17.225	21.438 117.3	10.594	15.727 114.5	1:04.984	90.87	0.547	14:43:43.528
22 -	17.092	21.374 119.8	10.639	15.507 114.7	1:04.612	91.40	0.175	14:44:48.140

Weather / Track : Cloudy / Dry

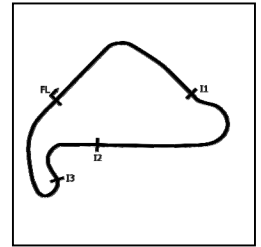
Silverstone
Circuit Length = 1.6404 miles
Start: 14:20 Flag 14:43 End: 14:45

MCRCB BULLETIN TK328

2021 Bennetts British Superbike Championship - Round 8

2021 Honda British Talent Cup

RACE 2 - SECTOR ANALYSIS



SECTOR 1 = FL to I1, SECTOR 2 = I1 to I2 SECTOR 3 = I2 to I3, SECTOR 4 = I3 to FL, DIFF = Difference To Personal Best Lap, P = Crossed Finish Line in Pit Lane, D = Time Disallowed

P23 22		Anthony EAGLE		Honda - Microlise Cresswell Racing						
IDEAL LAP TIME : 1:03.939		BEST LAP TIME : 1:04.478		DIFFERENCE : 0.539						
LAP	SECTOR 1	SECTOR 2	SECTOR 3	SECTOR 4	LAP TIME	MPH	DIFF	TIME OF DAY		
1 -		21.709	123.8	10.665	15.779	118.1	1:09.579	84.87	5.101	14:22:06.179
2 -	16.995	21.407	123.1	10.572	15.733	117.9	1:04.707	91.26	0.229	14:23:10.886
3 -	17.028	21.248	123.3	10.591	15.793	115.7	1:04.660	91.33	0.182	14:24:15.546
4 -	17.155	21.335	119.6	10.604	15.831	114.7	1:04.925	90.96	0.447	14:25:20.471
5 -	17.490	21.408	119.1	10.647	15.852	114.7	1:05.397	90.30	0.919	14:26:25.868
6 -	17.489	21.423	120.9	10.508	15.905	115.1	1:05.325	90.40	0.847	14:27:31.193
7 -	17.072	21.596	119.6	10.428	15.969	114.5	1:05.065	90.76	0.587	14:28:36.258
8 -	17.311	21.676	120.6	10.558	15.674	116.1	1:05.219	90.55	0.741	14:29:41.477
9 -	16.997	21.372	121.1	10.612	15.683	115.9	1:04.664	91.32	0.186	14:30:46.141
10 -	16.984	21.276	121.1	10.595	15.623	116.1	1:04.478 (1)	91.59		14:31:50.619
11 -	17.255	21.490	118.7	10.531	15.658	117.5	1:04.934	90.94	0.456	14:32:55.553
12 -	16.999	21.380	119.1	10.453	15.776	114.5	1:04.608	91.40	0.130	14:34:00.161
13 -	17.347	21.251	120.4	10.431	15.987	114.3	1:05.016	90.83	0.538	14:35:05.177
14 -	17.147	21.174	120.6	10.417	15.805	113.9	1:04.543 (2)	91.49	0.065	14:36:09.720
15 -	17.114	21.456	117.3	10.448	15.895	113.9	1:04.913	90.97	0.435	14:37:14.633
16 -	17.194	21.208	120.4	10.570	15.772	113.7	1:04.744	91.21	0.266	14:38:19.377
17 -	17.233	21.478	118.9	10.434	15.796	114.1	1:04.941	90.93	0.463	14:39:24.318
18 -	17.246	21.439	121.5	10.554	15.735	114.7	1:04.974	90.89	0.496	14:40:29.292
19 -	17.166	21.044	119.8	10.469	15.896	114.1	1:04.575 (3)	91.45	0.097	14:41:33.867
20 -	17.225	21.210	121.7	10.374	15.872	112.9	1:04.681	91.30	0.203	14:42:38.548
21 -	17.224	21.534	122.0	10.288	15.823	114.1	1:04.869	91.03	0.391	14:43:43.417
22 -	17.203	21.324	119.6	10.429	15.774	113.5	1:04.730	91.23	0.252	14:44:48.147

P24 27		Ted WILKINSON		Honda - RMB Racing						
IDEAL LAP TIME : 1:03.934		BEST LAP TIME : 1:04.328		DIFFERENCE : 0.394						
LAP	SECTOR 1	SECTOR 2	SECTOR 3	SECTOR 4	LAP TIME	MPH	DIFF	TIME OF DAY		
1 -		21.802	123.3	10.917	15.765	118.5	1:09.857	84.53	5.529	14:22:06.457
2 -	16.895	21.379	122.9	11.024	15.712	117.7	1:05.010	90.84	0.682	14:23:11.467
3 -	16.829	21.090	124.5	10.780	15.840	115.7	1:04.539	91.50	0.211	14:24:16.006
4 -	16.982	21.471	122.6	10.711	15.646	117.5	1:04.810	91.12	0.482	14:25:20.816
5 -	17.247	21.307	120.9	10.701	15.958	117.7	1:05.213	90.55	0.885	14:26:26.029
6 -	17.344	21.587	119.6	10.831	15.601	117.9	1:05.363	90.35	1.035	14:27:31.392
7 -	16.901	21.602	120.4	10.686	15.770	118.1	1:04.959	90.91	0.631	14:28:36.351
8 -	17.238	21.782	118.7	10.595	16.065	115.7	1:05.680	89.91	1.352	14:29:42.031
9 -	16.968	21.154	122.2	10.687	15.619	117.9	1:04.428 (3)	91.66	0.100	14:30:46.459
10 -	16.759	21.294	123.5	10.682	15.874	117.3	1:04.609	91.40	0.281	14:31:51.068
11 -	17.184	21.252	121.3	10.712	15.834	116.3	1:04.982	90.88	0.654	14:32:56.050
12 -	16.862	21.093	120.6	10.811	15.586	117.7	1:04.352 (2)	91.77	0.024	14:34:00.402
13 -	17.181	21.414	120.0	10.679	15.657	116.7	1:04.931	90.95	0.603	14:35:05.333
14 -	17.090	21.258	121.7	10.868	15.729	117.3	1:04.945	90.93	0.617	14:36:10.278
15 -	16.874	21.291	121.5	10.751	15.696	116.5	1:04.612	91.40	0.284	14:37:14.890
16 -	16.945	21.361	122.0	10.666	15.817	113.7	1:04.789	91.15	0.461	14:38:19.679
17 -	16.933	21.702	120.4	10.732	15.743	117.1	1:05.110	90.70	0.782	14:39:24.789
18 -	17.325	21.398	122.9	10.746	15.614	118.9	1:05.083	90.74	0.755	14:40:29.872
19 -	16.756	21.250	123.8	10.670	15.652	120.2	1:04.328 (1)	91.80		14:41:34.200
20 -	17.017	21.382	123.1	10.616	15.665	116.1	1:04.680	91.30	0.352	14:42:38.880
21 -	17.001	21.858	121.5	10.502	15.749	117.5	1:05.110	90.70	0.782	14:43:43.990
22 -	16.891	21.450	123.3	10.600	15.654	117.1	1:04.595	91.42	0.267	14:44:48.585

Weather / Track : Cloudy / Dry

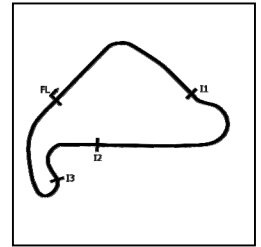
Silverstone
Circuit Length = 1.6404 miles
Start: 14:20 Flag 14:43 End: 14:45

MCRCB BULLETIN TK328

2021 Bennetts British Superbike Championship - Round 8

2021 Honda British Talent Cup

RACE 2 - SECTOR ANALYSIS



SECTOR 1 = FL to I1, SECTOR 2 = I1 to I2 SECTOR 3 = I2 to I3, SECTOR 4 = I3 to FL, DIFF = Difference To Personal Best Lap, P = Crossed Finish Line in Pit Lane, D = Time Disallowed

P25 2		Rhys COATES		Honda - Ernie Coates Race Support / SP125 Racing						
IDEAL LAP TIME : 1:04.030		BEST LAP TIME : 1:04.407		DIFFERENCE : 0.377						
LAP	SECTOR 1	SECTOR 2	SECTOR 3	SECTOR 4	LAP TIME	MPH	DIFF	TIME OF DAY		
1 -		21.809	124.5	10.498	16.008	117.7	1:09.073	85.49	4.666	14:22:05.673
2 -	17.227	21.704	121.7	10.405	15.850	117.1	1:05.186	90.59	0.779	14:23:10.859
3 -	16.905	21.403	120.9	10.765	15.992	116.3	1:05.065	90.76	0.658	14:24:15.924
4 -	16.993	21.490	121.5	10.910	15.783	117.7	1:05.176	90.61	0.769	14:25:21.100
5 -	17.042	21.785	123.8	10.436	15.845	116.9	1:05.108	90.70	0.701	14:26:26.208
6 -	17.167	21.472	118.7	10.321	15.960	113.7	1:04.920	90.96	0.513	14:27:31.128
7 -	17.176	22.042	121.7	10.563	15.878	116.5	1:05.659	89.94	1.252	14:28:36.787
8 -	16.988	21.603	121.5	10.761	16.000	114.1	1:05.352	90.36	0.945	14:29:42.139
9 -	16.991	21.557	120.0	10.401	15.700	117.3	1:04.649	91.34	0.242	14:30:46.788
10 -	16.834	21.279	122.0	10.512	15.782	118.1	1:04.407 (1)	91.69		14:31:51.195
11 -	17.211	21.515	120.0	10.517	15.695	118.3	1:04.938	90.94	0.531	14:32:56.133
12 -	17.074	21.433	120.6	10.545	15.736	116.7	1:04.788	91.15	0.381	14:34:00.921
13 -	16.926	21.578	121.7	10.436	15.695	118.1	1:04.635	91.36	0.228	14:35:05.556
14 -	16.972	21.330	124.0	10.919	15.777	116.9	1:04.998	90.85	0.591	14:36:10.554
15 -	16.763	21.323	123.3	10.667	15.870	117.5	1:04.623 (3)	91.38	0.216	14:37:15.177
16 -	16.789	21.428	123.5	10.772	15.667	117.7	1:04.656	91.33	0.249	14:38:19.833
17 -	17.058	21.524	122.6	10.862	15.715	117.9	1:05.159	90.63	0.752	14:39:24.992
18 -	17.199	21.322	120.4	10.504	15.686	117.1	1:04.711	91.26	0.304	14:40:29.703
19 -	16.831	21.328	122.4	10.512	15.781	117.5	1:04.452 (2)	91.62	0.045	14:41:34.155
20 -	17.001	21.432	122.2	10.804	15.677	117.5	1:04.914	90.97	0.507	14:42:39.069
21 -	17.027	21.526	122.0	10.439	15.729	116.3	1:04.721	91.24	0.314	14:43:43.790
22 -	16.996	21.471	122.4	10.560	15.889	117.5	1:04.916	90.97	0.509	14:44:48.706

P26 51		Holly HARRIS		Honda - MJL Racing						
IDEAL LAP TIME : 1:04.063		BEST LAP TIME : 1:04.206		DIFFERENCE : 0.143						
LAP	SECTOR 1	SECTOR 2	SECTOR 3	SECTOR 4	LAP TIME	MPH	DIFF	TIME OF DAY		
1 -		21.723	125.6	11.131	15.905	116.7	1:10.843	83.36	6.637	14:22:07.443
2 -	17.136	21.357	124.5	10.573	15.732	117.3	1:04.798	91.13	0.592	14:23:12.241
3 -	17.062	21.429	123.8	10.657	15.753	116.7	1:04.901	90.99	0.695	14:24:17.142
4 -	17.214	21.224	123.5	10.709	15.726	117.1	1:04.873	91.03	0.667	14:25:22.015
5 -	17.153	21.401	124.2	10.622	15.669	118.3	1:04.845	91.07	0.639	14:26:26.860
6 -	17.028	21.528	124.2	10.827	15.698	117.5	1:05.081	90.74	0.875	14:27:31.941
7 -	17.109	21.471	125.4	10.664	15.777	119.1	1:05.021	90.82	0.815	14:28:36.962
8 -	17.164	21.443	124.2	10.940	15.766	115.7	1:05.313	90.42	1.107	14:29:42.275
9 -	17.250	21.408	123.8	10.508	15.622	119.6	1:04.788	91.15	0.582	14:30:47.063
10 -	16.933	21.333	124.0	10.481	15.568	120.0	1:04.315 (2)	91.82	0.109	14:31:51.378
11 -	17.227	21.674	124.9	10.508	15.662	119.1	1:05.071	90.75	0.865	14:32:56.449
12 -	17.147	21.110	125.2	10.711	15.696	119.4	1:04.664	91.32	0.458	14:34:01.113
13 -	17.000	21.351	124.9	10.667	15.725	118.5	1:04.743	91.21	0.537	14:35:05.856
14 -	17.132	21.218	124.7	10.878	15.642	118.3	1:04.870	91.03	0.664	14:36:10.726
15 -	16.932	21.195	125.4	10.782	15.726	118.9	1:04.635 (3)	91.36	0.429	14:37:15.361
16 -	16.968	21.263	125.2	10.867	15.540	118.9	1:04.638	91.36	0.432	14:38:19.999
17 -	17.211	21.296	123.8	11.134	15.666	119.4	1:05.307	90.42	1.101	14:39:25.306
18 -	17.363	21.169	124.0	10.659	15.748	117.3	1:04.939	90.94	0.733	14:40:30.245
19 -	17.020	21.140	124.9	10.485	15.561	117.9	1:04.206 (1)	91.98		14:41:34.451
20 -	17.181	21.292	124.5	10.769	15.597	119.4	1:04.839	91.08	0.633	14:42:39.290
21 -	17.033	21.527	122.4	10.715	15.629	116.9	1:04.904	90.99	0.698	14:43:44.194
22 -	17.103	21.304	123.8	11.043	15.632	117.5	1:05.082	90.74	0.876	14:44:49.276

Weather / Track : Cloudy / Dry

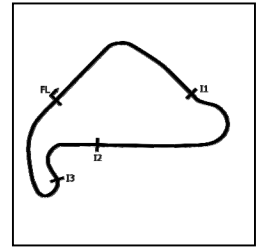
Silverstone
Circuit Length = 1.6404 miles
Start: 14:20 Flag 14:43 End: 14:45

MCRCB BULLETIN TK328

2021 Bennetts British Superbike Championship - Round 8

2021 Honda British Talent Cup

RACE 2 - SECTOR ANALYSIS



SECTOR 1 = FL to I1, SECTOR 2 = I1 to I2 SECTOR 3 = I2 to I3, SECTOR 4 = I3 to FL, DIFF = Difference To Personal Best Lap, P = Crossed Finish Line in Pit Lane, D = Time Disallowed

P27 12		Josh BANNISTER				Honda - Dunsley Heat Racing			
IDEAL LAP TIME : 1:01.971		BEST LAP TIME : 1:02.538		DIFFERENCE : 0.567					
LAP	SECTOR 1	SECTOR 2	SECTOR 3	SECTOR 4	LAP TIME	MPH	DIFF	TIME OF DAY	
1 -		20.784 124.2	10.485	15.894 117.5	1:07.042	88.08	4.504	14:22:03.642	
2 -	16.602	20.829 122.9	10.224	15.468 119.8	1:03.123	93.55	0.585	14:23:06.765	
3 -	16.694	20.818 123.1	10.015	15.519 117.5	1:03.046	93.67	0.508	14:24:09.811	
4 -	16.851	20.631 124.2	9.950	15.314 119.6	1:02.746	94.12	0.208	14:25:12.557	
5 -	16.717	20.789 124.9	10.051	15.266 119.1	1:02.823	94.00	0.285	14:26:15.380	
6 -	16.339	20.890 122.2	10.027	15.477 117.7	1:02.733	94.13	0.195	14:27:18.113	
7 -	16.643	20.697 123.5	10.071	15.375 118.1	1:02.786	94.06	0.248	14:28:20.899	
8 -	16.440	20.603 123.1	9.988	15.528 118.1	1:02.559 (2)	94.40	0.021	14:29:23.458	
9 -	16.495	20.591 123.8	10.137	15.315 118.9	1:02.538 (1)	94.43		14:30:25.996	
10 -	16.505	20.864 120.6	9.844	15.474 117.9	1:02.687	94.20	0.149	14:31:28.683	
11 -	16.488	20.655 124.5	10.197	15.350 119.4	1:02.690	94.20	0.152	14:32:31.373	
12 -	16.656	20.757 122.0	9.869	15.448 116.5	1:02.730	94.14	0.192	14:33:34.103	
13 -	16.797	20.571 121.5	9.950	15.575 115.9	1:02.893	93.90	0.355	14:34:36.996	
14 -	16.680	20.767 123.1	10.066	15.442 117.3	1:02.955	93.80	0.417	14:35:39.951	
15 -	16.530	20.750 123.3	10.049	15.470 115.5	1:02.799	94.04	0.261	14:36:42.750	
16 -	16.555	20.802 121.1	9.807	15.422 118.9	1:02.586 (3)	94.36	0.048	14:37:45.336	
17 -	16.584	20.829 119.6	9.906	15.421 115.5	1:02.740	94.12	0.202	14:38:48.076	
18 -	16.836	20.608 122.4	9.795	15.410 116.9	1:02.649	94.26	0.111	14:39:50.725	
19 -	16.705	20.767 119.6	9.906	15.444 115.7	1:02.822	94.00	0.284	14:40:53.547	
20 -	16.674	20.725 120.6	10.015	15.398 116.1	1:02.812	94.02	0.274	14:41:56.359	
21 -	16.688	20.708 120.9	9.870	15.400 115.7	1:02.666	94.24	0.128	14:42:59.025	

P28 21		Troy JEFFREY				Honda - Stiggymotorsport			
IDEAL LAP TIME : 1:02.862		BEST LAP TIME : 1:03.157		DIFFERENCE : 0.295					
LAP	SECTOR 1	SECTOR 2	SECTOR 3	SECTOR 4	LAP TIME	MPH	DIFF	TIME OF DAY	
1 -		21.052 124.2	10.351	15.803 120.2	1:06.819	88.38	3.662	14:22:03.419	
2 -	16.721	20.723 125.4	10.333	15.380 121.1	1:03.157 (1)	93.50		14:23:06.576	
3 -	16.763	20.677 125.4	10.299	15.566 122.0	1:03.305 (2)	93.28	0.148	14:24:09.881	
4 -	16.962	20.965 123.8	10.147	15.605 121.3	1:03.679	92.74	0.522	14:25:13.560	
5 -	16.658	20.896 124.9	10.260	15.534 120.2	1:03.348 (3)	93.22	0.191	14:26:16.908	
6 -	16.744	20.988 124.2	11.070	15.497 122.4	1:04.299	91.84	1.142	14:27:21.207	
7 -	16.925	20.918 126.1	10.304	15.747 120.2	1:03.894	92.42	0.737	14:28:25.101	
8 -	16.783	20.841 125.6	10.224	15.939 117.5	1:03.787	92.58	0.630	14:29:28.888	
9 -	17.047	20.902 124.2	10.501	15.766 121.5	1:04.216	91.96	1.059	14:30:33.104	
10 -	16.960	21.093 126.3	10.464	15.668 121.1	1:04.185	92.01	1.028	14:31:37.289	
11 -	17.037	21.062 125.2	10.294	15.927 119.1	1:04.320	91.81	1.163	14:32:41.609	
12 -	16.847	21.173 124.0	10.453	15.782 118.9	1:04.255	91.90	1.098	14:33:45.864	
13 -	17.197	21.103 123.3	10.495	15.919 118.7	1:04.714	91.25	1.557	14:34:50.578	
14 -	17.258	21.360 123.5	10.644	15.949 118.1	1:05.211	90.56	2.054	14:35:55.789	
15 -	17.304	21.389 120.4	10.595	15.987 117.3	1:05.275	90.47	2.118	14:37:01.064	
16 -	17.522	21.346 122.4	10.500	16.027 117.1	1:05.395	90.30	2.238	14:38:06.459	
17 -	17.387	21.634 120.4	10.678	16.049 116.9	1:05.748	89.82	2.591	14:39:12.207	
18 -	17.562	21.419 120.4	10.736	16.129 116.9	1:05.846	89.68	2.689	14:40:18.053	
19 -	17.354	21.428 122.4	10.680	16.072 118.5	1:05.534	90.11	2.377	14:41:23.587	
20 -	17.479	23.065 112.4	11.244	IN PIT	1:13.360 P	80.50	10.203	14:42:36.947	

Weather / Track : Cloudy / Dry

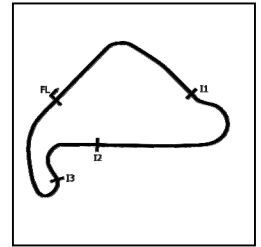
Silverstone
Circuit Length = 1.6404 miles
Start: 14:20 Flag 14:43 End: 14:45

MCRCB BULLETIN TK328

2021 Bennetts British Superbike Championship - Round 8

2021 Honda British Talent Cup

RACE 2 - SECTOR ANALYSIS



SECTOR 1 = FL to I1, SECTOR 2 = I1 to I2 SECTOR 3 = I2 to I3, SECTOR 4 = I3 to FL, DIFF = Difference To Personal Best Lap, P = Crossed Finish Line in Pit Lane, D = Time Disallowed

P29 55		Harrison DESOY		Honda - Thorneycroft56 Racing						
IDEAL LAP TIME : 1:02.287		BEST LAP TIME : 1:02.409		DIFFERENCE : 0.122						
LAP	SECTOR 1	SECTOR 2	SECTOR 3	SECTOR 4	LAP TIME	MPH	DIFF	TIME OF DAY		
1 -		21.074 123.3	10.434	15.751 117.3	1:06.490	88.81	4.081	14:22:03.090		
2 -	16.883	21.026 123.1	10.690	15.728 120.0	1:04.327	91.80	1.918	14:23:07.417		
3 -	16.789	21.046 122.2	10.189	15.658 120.6	1:03.682	92.73	1.273	14:24:11.099		
4 -	16.559	20.812 125.9	10.205	15.399 120.9	1:02.975	93.77	0.566	14:25:14.074		
5 -	16.478	21.012 122.9	10.089	15.522 120.0	1:03.101	93.59	0.692	14:26:17.175		
6 -	16.549	21.017 123.1	10.187	15.719 117.1	1:03.472	93.04	1.063	14:27:20.647		
7 -	16.803	20.894 122.6	10.214	15.570 117.7	1:03.481	93.03	1.072	14:28:24.128		
8 -	16.835	21.093 121.1	10.075	15.450 120.6	1:03.453	93.07	1.044	14:29:27.581		
9 -	16.627	20.759 125.6	10.078	15.661 118.9	1:03.125	93.55	0.716	14:30:30.706		
10 -	16.688	20.820 124.2	10.731	15.572 117.7	1:03.811	92.54	1.402	14:31:34.517		
11 -	16.765	20.796 123.3	10.058	15.457 118.1	1:03.076	93.62	0.667	14:32:37.593		
12 -	16.533	20.682 124.0	10.015	15.423 119.8	1:02.653 (2)	94.25	0.244	14:33:40.246		
13 -	16.414	20.514 126.1	10.137	15.344 118.9	1:02.409 (1)	94.62		14:34:42.655		
14 -	16.541	20.741 123.5	10.113	15.409 119.4	1:02.804 (3)	94.03	0.395	14:35:45.459		
15 -	16.697	20.951 122.4	10.106	15.554 115.1	1:03.308	93.28	0.899	14:36:48.767		
16 -	16.792	20.736 121.5	10.206	15.509 116.7	1:03.243	93.38	0.834	14:37:52.010		
17 -	16.798	20.699 121.5	10.025	15.497 117.1	1:03.019	93.71	0.610	14:38:55.029		

P30 33		JJ CUNNINGHAM		Honda - Thorneycroft56 / JCRsupersport						
IDEAL LAP TIME : 1:04.776		BEST LAP TIME : 1:04.894		DIFFERENCE : 0.118						
LAP	SECTOR 1	SECTOR 2	SECTOR 3	SECTOR 4	LAP TIME	MPH	DIFF	TIME OF DAY		
1 -	OUTLAP	21.930 118.7	10.439	16.247 114.1	1:57.162	50.40	52.268	14:22:53.762		
2 -	17.218	21.462 119.4	10.381	16.032 114.5	1:05.093 (3)	90.72	0.199	14:23:58.855		
3 -	17.316	21.405 119.1	10.456	15.864 115.7	1:05.041 (2)	90.79	0.147	14:25:03.896		
4 -	17.133	21.405 119.6	10.436	15.920 114.7	1:04.894 (1)	91.00		14:26:08.790		
5 -	17.126	22.758 69.4	19.076	IN PIT	1:18.641 P	75.09	13.747	14:27:27.431		

Weather / Track : Cloudy / Dry

Silverstone
Circuit Length = 1.6404 miles
Start: 14:20 Flag 14:43 End: 14:45

MCRCB BULLETIN TK329

2021 Bennetts British Superbike Championship - Round 8

2021 Honda British Talent Cup

RACE 2 - BEST SECTORS

SECTOR 1			SECTOR 2			SECTOR 3			SECTOR 4			IDEAL / BEST COMPARISON							
POS	NO	NAME	TIME	NO	NAME	TIME	NO	NAME	TIME	NO	NAME	TIME	POS	NO	NAME	IDEAL	BEST	DIFF	
																PERFECT LAP	1:00.866		
1	52	BELFORD	16.125	57	GARNESS	20.170	7	LYONS	9.661	57	GARNESS	14.910	1	4	MOUNSEY	1:01.242	1:01.706	0.464	
2	4	MOUNSEY	16.133	4	MOUNSEY	20.224	74	BROWN	9.768	4	MOUNSEY	14.994	2	52	BELFORD	1:01.277	1:01.689	0.412	
3	57	GARNESS	16.149	52	BELFORD	20.250	15	CROSBY	9.795	52	BELFORD	15.012	3	57	GARNESS	1:01.303	1:01.847	0.544	
4	15	CROSBY	16.161	48	WALKER	20.356	12	BANNIST	9.795	67	O'GORMA	15.048	4	7	LYONS	1:01.346	1:01.871	0.525	
5	79	McCABE	16.162	7	LYONS	20.374	23	STEPHEN	9.844	34	COOK	15.086	5	23	STEPHENSON	1:01.483	1:01.844	0.361	
6	23	STEPHEN	16.164	23	STEPHEN	20.374	29	BROWN	9.846	23	STEPHEN	15.101	6	15	CROSBY	1:01.536	1:01.843	0.307	
7	7	LYONS	16.173	67	O'GORMA	20.385	5	JOHNSON	9.847	15	CROSBY	15.125	7	67	O'GORMAN	1:01.539	1:01.771	0.232	
8	65	ROWAN	16.192	34	COOK	20.441	67	O'GORMA	9.875	40	CORREA	15.125	8	74	BROWN	1:01.657	1:01.905	0.248	
9	48	WALKER	16.228	74	BROWN	20.452	52	BELFORD	9.890	7	LYONS	15.138	9	48	WALKER	1:01.692	1:01.987	0.295	
10	67	O'GORMA	16.231	15	CROSBY	20.455	4	MOUNSEY	9.891	48	WALKER	15.139	10	34	COOK	1:01.723	1:01.961	0.238	
11	74	BROWN	16.254	79	McCABE	20.486	34	COOK	9.934	74	BROWN	15.183	11	79	McCABE	1:01.866	1:02.466	0.600	
12	34	COOK	16.262	53	VEIJER	20.504	79	McCABE	9.968	41	HOPKINS	15.206	12	12	BANNISTER	1:01.971	1:02.538	0.567	
13	40	CORREA	16.304	55	DESSOY	20.514	48	WALKER	9.969	79	McCABE	15.250	13	41	HOPKINS	1:02.211	1:02.687	0.476	
14	12	BANNIST	16.339	61	MACKAY	20.541	55	DESSOY	10.015	12	BANNIST	15.266	14	40	CORREA	1:02.253	1:02.565	0.312	
15	41	HOPKINS	16.375	65	ROWAN	20.552	96	BANHAM	10.045	53	VEIJER	15.284	15	55	DESSOY	1:02.287	1:02.409	0.122	
16	55	DESSOY	16.414	41	HOPKINS	20.555	57	GARNESS	10.074	96	BANHAM	15.324	16	29	BROWN	1:02.384	1:02.707	0.323	
17	61	MACKAY	16.463	12	BANNIST	20.571	41	HOPKINS	10.075	29	BROWN	15.328	17	53	VEIJER	1:02.438	1:02.862	0.424	
18	96	BANHAM	16.488	40	CORREA	20.604	53	VEIJER	10.103	55	DESSOY	15.344	18	96	BANHAM	1:02.488	1:02.901	0.413	
19	29	BROWN	16.509	5	JOHNSON	20.628	21	JEFFREY	10.147	61	MACKAY	15.373	19	5	JOHNSON	1:02.510	1:03.047	0.537	
20	5	JOHNSON	16.510	96	BANHAM	20.631	40	CORREA	10.220	21	JEFFREY	15.380	20	65	ROWAN	1:02.538	1:02.927	0.389	
21	53	VEIJER	16.547	21	JEFFREY	20.677	61	MACKAY	10.242	65	ROWAN	15.459	21	61	MACKAY	1:02.619	1:02.991	0.372	
22	21	JEFFREY	16.658	29	BROWN	20.701	44	HILL	10.244	71	GOODMAN	15.507	22	21	JEFFREY	1:02.862	1:03.157	0.295	
23	99	WILLIS	16.691	99	WILLIS	20.800	99	WILLIS	10.252	5	JOHNSON	15.525	23	99	WILLIS	1:03.403	1:03.840	0.437	
24	71	GOODMAN	16.741	44	HILL	20.849	22	EAGLE	10.288	51	HARRIS	15.540	24	44	HILL	1:03.435	1:03.840	0.405	
25	44	HILL	16.751	22	EAGLE	21.044	2	COATES	10.321	27	WILKINS	15.586	25	71	GOODMAN	1:03.751	1:04.437	0.686	
26	27	WILKINS	16.756	27	WILKINS	21.090	65	ROWAN	10.335	44	HILL	15.591	26	27	WILKINSON	1:03.934	1:04.328	0.394	
27	2	COATES	16.763	71	GOODMAN	21.093	33	CUNNING	10.381	22	EAGLE	15.623	27	22	EAGLE	1:03.939	1:04.478	0.539	
28	51	HARRIS	16.932	51	HARRIS	21.110	71	GOODMAN	10.410	99	WILLIS	15.660	28	2	COATES	1:04.030	1:04.407	0.377	
29	22	EAGLE	16.984	2	COATES	21.279	51	HARRIS	10.481	2	COATES	15.667	29	51	HARRIS	1:04.063	1:04.206	0.143	
30	33	CUNNING	17.126	33	CUNNING	21.405	27	WILKINS	10.502	33	CUNNING	15.864	30	33	CUNNINGHAM	1:04.776	1:04.894	0.118	

Weather / Track : Cloudy / Dry

Silverstone

Circuit Length = 1.6404 miles

Start: 14:20 Flag 14:43 End: 14:45

Results can be found at www.tsl-timing.com

Printed - 14:48 Sunday, 12 September 2021

MCRCB BULLETIN TK330**2021 Bennetts British Superbike Championship - Round 8****2021 Honda British Talent Cup****RACE 2 - BEST SPEEDS**

POS	INTERMEDIATE 1		INTERMEDIATE 2		INTERMEDIATE 3		FINISH LINE		
	NO	NAME	MPH	NO	NAME	MPH	NO	NAME	MPH
1			79	McCABE	130.0		57	GARNESS	126.8
2			4	MOUNSEY	129.5		52	BELFORD	124.9
3			52	BELFORD	129.5		67	O'GORMAN	124.5
4			48	WALKER	129.3		4	MOUNSEY	124.5
5			65	ROWAN	128.8		48	WALKER	124.2
6			23	STEPHENSON	128.5		40	CORREA	123.8
7			67	O'GORMAN	128.3		23	STEPHENSON	123.5
8			61	MACKAY	128.3		79	McCABE	123.5
9			57	GARNESS	128.0		61	MACKAY	123.3
10			40	CORREA	128.0		41	HOPKINS	123.1
11			34	COOK	127.5		15	CROSBY	122.9
12			41	HOPKINS	127.5		65	ROWAN	122.9
13			53	VEIJER	127.3		21	JEFFREY	122.4
14			74	BROWN	127.0		53	VEIJER	122.2
15			15	CROSBY	127.0		34	COOK	122.0
16			99	WILLIS	126.6		74	BROWN	121.5
17			44	HILL	126.6		7	LYONS	121.5
18			21	JEFFREY	126.3		29	BROWN	121.1
19			55	DESSOY	126.1		96	BANHAM	120.9
20			71	GOODMAN	125.9		55	DESSOY	120.9
21			96	BANHAM	125.6		27	WILKINSON	120.2
22			51	HARRIS	125.6		51	HARRIS	120.0
23			7	LYONS	125.4		12	BANNISTER	119.8
24			5	JOHNSON	125.2		99	WILLIS	119.4
25			29	BROWN	124.9		71	GOODMAN	119.4
26			12	BANNISTER	124.9		44	HILL	118.5
27			27	WILKINSON	124.5		5	JOHNSON	118.3
28			2	COATES	124.5		2	COATES	118.3
29			22	EAGLE	123.8		22	EAGLE	118.1
30			33	CUNNINGHAM	119.6		33	CUNNINGHAM	115.7

Weather / Track : Cloudy / Dry

Results can be found at www.tsl-timing.comSilverstone
Circuit Length = 1.6404 miles
Start: 14:20 Flag 14:43 End: 14:45

Printed - 14:49 Sunday, 12 September 2021

MCRCB BULLETIN TK331

2021 Bennetts British Superbike Championship - Round 8

2021 Honda British Talent Cup

RACE 2 - STATISTICS

Competitors Started	30
Planned Start	2021-09-12 @ 14:20:00.000
Actual Start	2021-09-12 @ 14:20:56.599
Finish Time	2021-09-12 @ 14:43:49.898
Track Length	1.6404mi.
Total Laps	635
Total Distance Covered	1041.6942mi.

Session Fastest Lap History

NO	NAME	LAP TIME	TIME OF DAY	LAP	VEHICLE
57	Johnny GARNESS	1:02.561	14:23:04.007	2	Honda
7	Jamie LYONS	1:02.474	14:23:04.475	2	Honda
7	Jamie LYONS	1:02.249	14:24:06.726	3	Honda
67	Casey O'GORMAN	1:02.088	14:25:10.838	4	Honda
67	Casey O'GORMAN	1:01.970	14:26:12.809	5	Honda
23	Rhys STEPHENSON	1:01.844	14:27:14.441	6	Honda
67	Casey O'GORMAN	1:01.771	14:27:14.583	6	Honda
4	Sullivan MOUNSEY	1:01.706	14:32:26.923	11	Honda
52	Evan BELFORD	1:01.689	14:32:27.302	11	Honda

Session Leader History

NO	NAME	FROM LAP	LAPS LED	DISTANCE	VEHICLE
57	Johnny GARNESS	1	2	3.28 miles	Honda
7	Jamie LYONS	3	2	3.28 miles	Honda
74	Carter BROWN	5	2	3.28 miles	Honda
7	Jamie LYONS	7	1	1.64 miles	Honda
57	Johnny GARNESS	8	4	6.56 miles	Honda
67	Casey O'GORMAN	12	10	16.40 miles	Honda
74	Carter BROWN	22	1	1.64 miles	Honda

Flag History

TYPE	TIME OF DAY
GREEN	14:20:56.599
FINISH	14:43:49.898

Flag Statistics

TYPE	COUNT	TOTAL LAPS	TOTAL TIME
Green	1	22	24:25.898
Red	0	0	0.000
Safety Car	0	0	0.000
FCY	0	0	0.000

Weather / Track : Cloudy / Dry

Silverstone
Circuit Length = 1.6404 miles
Start: 14:20 Flag 14:43 End: 14:45

Results can be found at www.tsl-timing.com

Printed - 14:49 Sunday, 12 September 2021

MCRCB BULLETIN TK332

2021 Bennetts British Superbike Championship - Round 8

2021 Honda British Talent Cup

RACE 2 - SESSION NOTES

TIME	MESSAGE
14:05:38	PITLANE OPEN
14:10:04	PITLANE CLOSED
14:13:03	5 MINUTES TO WARM UP LAPS
14:15:01	3 MINUTES TO WARM UP LAPS
14:16:39	NO.4 LEAVING THE GRID
14:17:01	1 MINUTE TO WARM UP LAPS
14:17:34	30 SECONDS TO WARM UP LAPS
14:17:47	GREEN FLAG - 2 WARM UP LAPS
14:20:14	RACE START
14:22:57	NO JUMP STARTS
14:27:37	NO.33 ENTERED PITS
14:35:33	TWO THIRDS DISTANCE COMPLETED
14:39:28	NO. 55 FALLER AT T1 COPSE - RIDER OK
14:42:57	NO.21 ENTERED PITS
14:44:00	NO. 12 FALLER AT T5 BROOKLANDS - RIDER OK

Weather / Track : Cloudy / Dry

Results can be found at www.tsl-timing.com

Silverstone
Circuit Length = 1.6404 miles
Start: 14:20 Flag 14:43 End: 14:45

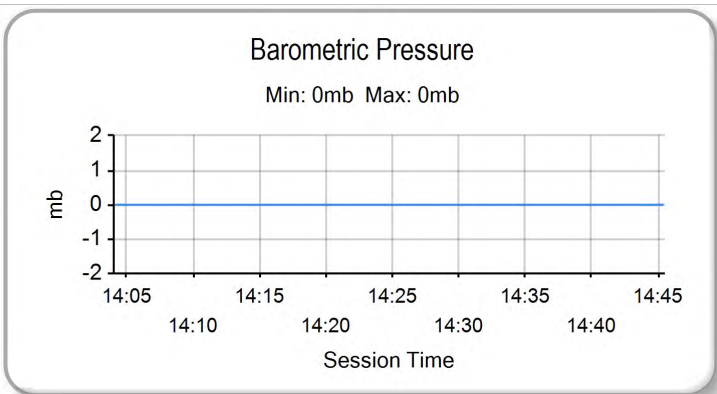
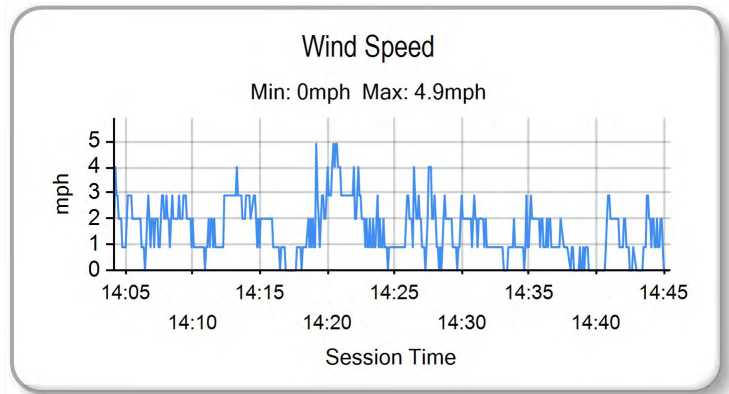
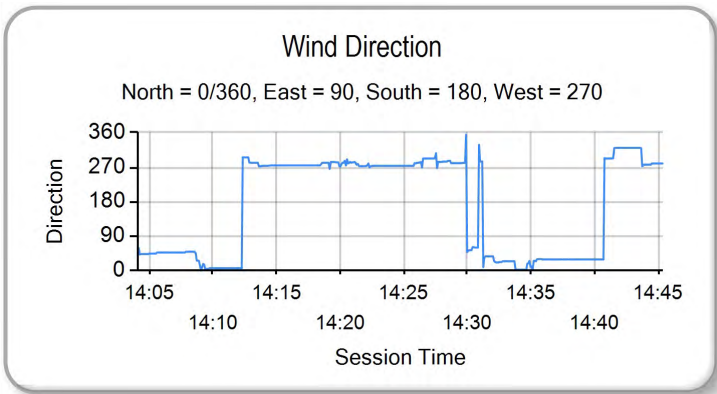
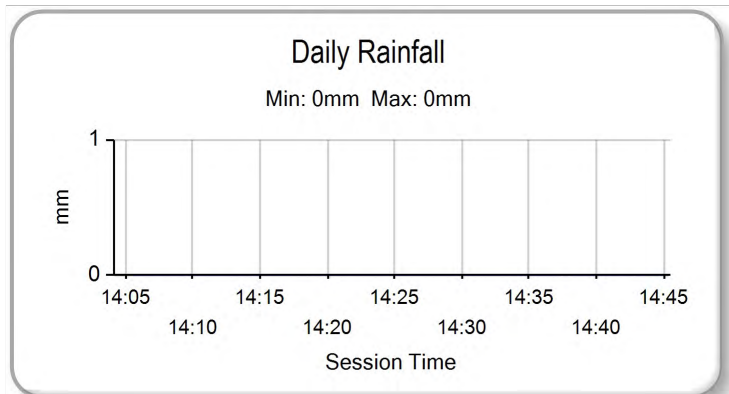
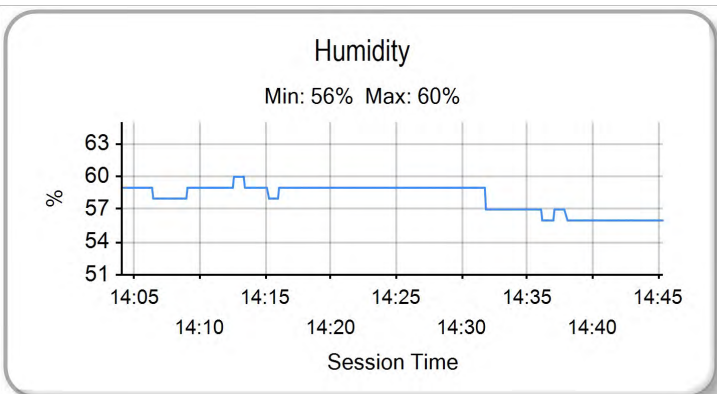
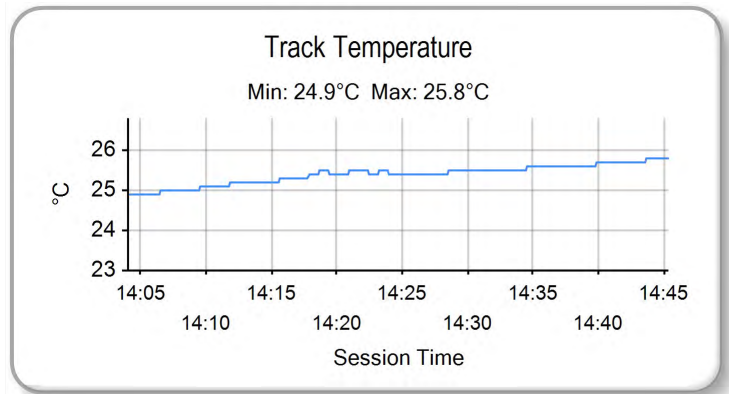
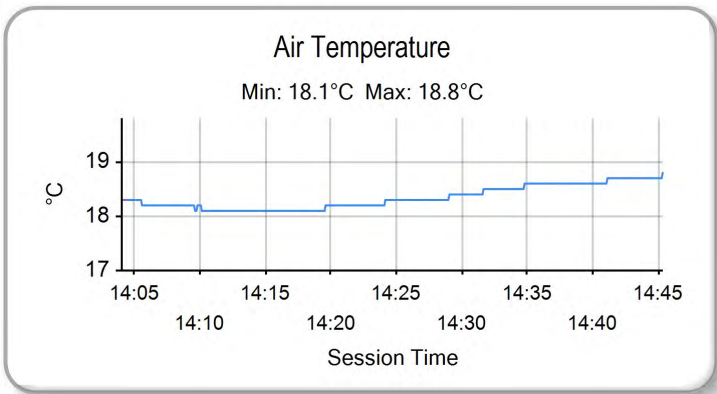
Printed - 14:50 Sunday, 12 September 2021

MCRCB BULLETIN TK333

2021 Bennetts British Superbike Championship - Round 8

2021 Honda British Talent Cup

RACE 2 - WEATHER CONDITIONS



Weather / Track : Cloudy / Dry

Results can be found at www.tsl-timing.com

Silverstone
Circuit Length = 1.6404 miles
Start: 14:20 Flag 14:43 End: 14:45

Printed - 14:50 Sunday, 12 September 2021



		TOTAL	GAP	DIFF																			Wins	Seconds	Thirds			
					1	2	3	4	5	6	7	8	9	10	11	12	13	14	15	16	17	18						
					25th-27th June	Oulton Park International	9th-11th July	Knockhill	23rd-25th July	Brands Hatch GP	30th July-1st August	Thruxton	13th-15th August	Donington Park National	27th-29th August	Silverstone GP	3rd-5th September	Snetterton 300	10th-12th September	Silverstone National	1st-3rd October	Donington Park GP						
1	Carter BROWN (Honda)	234			16	20	11	25	13	25	11	9	8	16	11	20	13	11	25						3	2	2	
2	Evan BELFORD (Honda)	228	6		20	16	25	25	20	25	10	10	7	7	7	16	16	16	8						3	2	4	
3	Casey O'GORMAN (Honda)	223	11	5	25	25						20	25	25	20	25	25	20	13						6	3	0	
4	Johnny GARNES (Honda)	195	39	28	11	13	20	20	11	16		25	20	16		2	25	16							2	3	3	
5	Jamie LYONS (Honda)	191	43	4	8	9	6	6	8	9	20	8	13	10	25	20	9	7	13	20						1	3	0
6	Ollie WALKER (Honda)	138	96	53	10	8	10	7	10	13	13	10	11	6		8	25	7								1	0	0
7	James COOK (Honda)	135	99	3	5	11	13	16	20	11	16	16			10	11	6									0	1	3
8	Harrison CROSBY (Honda)	124	110	11	9	10	16	6	5		6	5	5		13	13	10	16	10							0	0	2
9	Sullivan MOUNSEY (Honda)	105	129	19	8		9	7	7	7	4	9	13	10			20	11								0	1	0
10	Kiyano VEIJER (Honda)	95	139	10		7	8	3	4	8	9	8	20	2	5	8	1	8	4							0	1	0
11	Cormac BUCHANAN (Honda)	84	150	11	11	13	16	10	16					9		9										0	0	2
12	Bailey STUART-CAMPBELL (Honda)	69	165	15	6	9	9	4	6			11	13	11												0	0	0
13	Rhys STEPHENSON (Honda)	57	177	12	5	1		1	2	5	2	4	8	8	11	1	9									0	0	0
14	Troy JEFFREY (Honda)	52	182	5	4	7	10			9	4	6	2				10									0	0	0
15	Ryan HITCHCOCK (Honda)	44	190	8	13		7	13	11																	0	0	0
16	Corey TINKER (Honda)	39	195	5							1	6	10	9	7	6										0	0	0
17	Rossi BANHAM (Honda)	38	196	1		5	5	8	4	5	3	5		5		3										0	0	0
18	Harley McCABE (Honda)	34	200	4			2		3				4	6	5	9	5									0	0	0
19	Lucas BROWN (Honda)	32	202	2	2		1	3	6				3	3	7		5	2								0	0	0
20	Mason JOHNSON (Honda)	26	208	6	7	4	1	5				3	1		5											0	0	0
21	Luca HOPKINS (Honda)	21	213	5	1	2	3	4	1	2				3		2	2	1								0	0	0
22	Harrison DESSOY (Honda)	16	218	5												6	4	6								0	0	0
23	Rossi DOBSON (Honda)	15	219	1	6	2	3	2			2															0	0	0
24	Julian CORREA (Honda)	15	219	0										1	4	3	4	3								0	0	0
25	Josh BANNISTER (Honda)	10	224	5								1			2	7										0	0	0
26	Harrison MACKAY (Honda)	7	227	3	3	3				1																0	0	0
27	Alexander ROWAN (Honda)	5	229	2											1	1	3									0	0	0
28	Lucas HILL (Honda)	4	230	1			4																			0	0	0
29	JJ CUNNINGHAM (Honda)	4	230	0												4										0	0	0