



# HONDA BRITISH TALENT CUP

Round 7

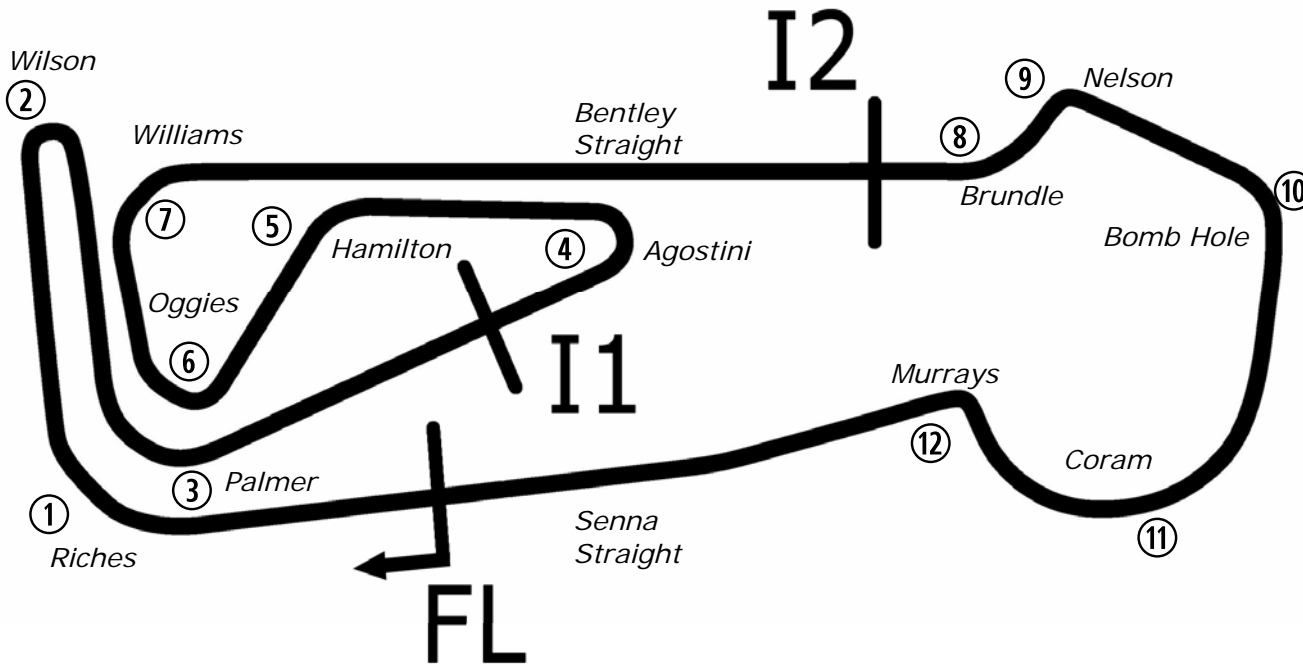
Snetterton 300

3<sup>rd</sup> – 5<sup>th</sup> September 2021

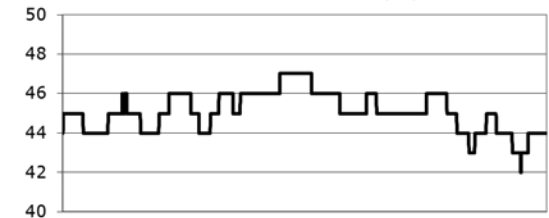


Results Provided by Timing Solutions Ltd  
[www.tsl-timing.com](http://www.tsl-timing.com)

# Snetterton 300



Circuit Altitude (m)



Length	2.9689 miles	4778.0 m	
FL		52.46340 N	0.94476 E
I1	1545m	52.46487 N	0.94466 E
I2	3198m	52.46617 N	0.94964 E
Pit Entry	4572m	52.46364 N	0.94774 E
Pit Exit	40m after FL	52.46338 N	0.94420 E
Pit Entry-Pit Exit	246m, 14.7s @60kph, 11.0s @80kph		

Lap Records		Best Sector Information					
		Sector 1	S1 Trap (mph)	Sector 2	S2 Trap (mph)	Sector 3	F/L Trap (mph)
Superbikes	1:47.143	33.176	145.5	37.203	181.3	35.611	177.5
Superstock 1000	1:49.892	34.294	144.3	38.465	174.7	36.548	170.7
Supersport / GP2	1:50.689	34.455	136.1	38.979	164.8	36.578	158.6
Ducati Cup	1:53.015	35.310	133.1	39.636	164.4	37.784	156.0
Superstock 600	1:53.456	35.215	133.7	39.537	160.5	37.578	151.5
Sidecar 600	1:58.017	36.955	123.8	41.672	144.3	38.805	130.5
BTC 2020	2:03.754	38.792	117.1	43.169	135.2	40.884	121.1
Junior Supersport	2:07.273	39.869	112.9	44.430	126.6	42.139	112.7

All results available at [www.tsl-timing.com](http://www.tsl-timing.com)

2021 Honda British Talent Cup  
RIDER PERFORMANCE CHART AFTER ROUND 12



#	NAME / BIKE	25th-27th June		9th-11th July		23rd-25th July		30th July-1st August		13th-15th August		27th-29th August		3rd-5th September		10th-12th September		1st-3rd October	
		1	2	3	4	5	6	7	8	9	10	11	12	13	14	15	16	17	18
2	Rhys COATES (Honda)	DNF	21	DNF	18	DNF	23	16	22	23	22	18	19						
4	Sullivan MOUNSEY (Honda)	DNF	8	DNF	DNF	7	9	9	9	12	7*	4	6						
5	Mason JOHNSON (Honda)	9	12	15	11			18	13	DNF	15	DNF	20						
7	Jamie LYONS (Honda)	8	7	10	10	8	7	2	8	4	6	1*	2						
8	Ross MOORE (Honda)	20	24	19	20	19	20	25	17	19	DNF	22	23						
9	Bailey STUART-CAMPBELL (Honda)	18	10	7	7	12	10	DNF	DNF	5*	4	5	DNF						
12	Josh BANNISTER (Honda)					23	25	22	15	20	18	17	18						
14	Evann PENDRILL (Honda)	DNF	20			18	19	17	19	18	DNF	DNF	DNF						
15	Harrison CROSBY (Honda)	7	6	3	DNF	10	11	DNF	10	11	11	DNF	4*						
21	Troy JEFFREY (Honda)	12	9	6	DNF	DNF	17	7	12	10	14	DNF	DNF						
22	Anthony EAGLE (Honda)	22	25	18	19	DNF	24	23	25	28	26	26	24						
23	Rhys STEPHENSON (Honda)	11	15	DNF	DNF	15	14	11	DNF	14	12	8	8						
24	Cormac BUCHANAN (Honda)	DNF	5	4	3	6	DNF	3				7	DNF						
28	Alfie DAVIDSON (Honda)																		
29	Lucas BROWN (Honda)	14	DNF	DNF	15	16	13	10	18	16	13	13	9						
33	JJ CUNNINGHAM (Honda)	16	18	DNF	DNF				20	22	21	20	17						
34	James COOK (Honda)	DNF	11	5	4	3*	2	5	3	3	DNF	DNF	DNF						
37	Corey TINKER (Honda)								DNF	15	10	6	7						
40	Julian CORREA (Honda)											15	12						
41	Luca HOPKINS (Honda)	15	14	13	12	17	15	14	16	17	16	DNF	13						
43	Ryan HITCHCOCK (Honda)	4	DNF	DNF	9	4	5	DNF											
44	Lucas HILL (Honda)	19	22	12	DNF	20	21	20	21	24	23								
48	Ollie WALKER (Honda)	6	DNF	8	6	9	6	4	4	6	5	10	DNF						
51	Holly HARRIS (Honda)	21	23	16	17	25	26	26	26	29	25	27	26						
52	Evan BELFORD (Honda)	2	3	1*	1*	2	1*	6	6	9	9	9	3						
53	Kiyano VEUER (Honda)	DNF	16	9	8	13	12	8	7	8	2	14	11						
55	Harrison DESOY (Honda)	DNF	DNF									23	22						
57	Johnny GARNES (Honda)	5	4	2	2	5	3	DNF	1	2	3	DNF	14						
61	Harrison MACKAY (Honda)	13	13	17	16	24	27	15	DNF	25	19	16	DNF						
65	Alexander ROWAN (Honda)			DNF	DNF	DNF	28	24	24	27	24	21	15						
66	Rossi DOBSON (Honda)	10	DNF	14	13	14	16	21	14	21	DNF	19	21						
67	Casey O'GORMAN (Honda)	1*	1	DNF	DNF				2	1	1	2	1						
69	Eli BANISH (Honda)					21	22	19				24	DNF						
74	Carter BROWN (Honda)	3	2*	DNF	5	1	4	1*	5*	7	8	3	5						
79	Harley McCABE (Honda)			DNF	14	22	18	13				12	10						
96	Rossi BANHAM (Honda)	DNF	19	11	DNF	11	8	12	11	13	17	11	16						
99	Peter WILLIS (Honda)	17	17	DNF	DNF				23	26	20	25	25						

\* Denotes Fastest Lap | DNF = Did Not Finish | NQ = Did Not Qualify | DNS = Did Not Start

NC = Finished but Not Classified | DQ - Disqualified | Change of Team/Machine ||

Denotes Pole Position

## FREE PRACTICE 1 - CLASSIFICATION

POS	NO	NAME	NAT	ENTRY	TIME	ON	LAPS	GAP	DIFF	MPH
1	67	Casey O'GORMAN	GBR	Honda - Microlise Cresswell Racing	2:05.613	14	14			85.08
2	57	Johnny GARNES	GBR	Honda - City Lifting by RS Racing	2:06.123	13	14	0.510	0.510	84.74
3	74	Carter BROWN	GBR	Honda - City Lifting by RS Racing	2:06.821	13	13	1.208	0.698	84.27
4	7	Jamie LYONS	GBR	Honda - C&M Motors Ltd / Tooltec Racing	2:06.964	14	14	1.351	0.143	84.18
5	48	Ollie WALKER	GBR	Honda - Moto Rapido / SP125 Racing	2:07.495	13	13	1.882	0.531	83.83
6	52	Evan BELFORD	GBR	Honda - City Lifting by RS Racing	2:08.216	12	12	2.603	0.721	83.35
7	23	Rhys STEPHENSON	GBR	Honda - Rocket Racing	2:08.595	14	14	2.982	0.379	83.11
8	96	Rossi BANHAM	GBR	Honda - MJL Racing	2:08.776	5	13	3.163	0.181	82.99
9	15	Harrison CROSBY	GBR	Honda - Banks Racing	2:08.868	11	11	3.255	0.092	82.93
10	29	Lucas BROWN	GBR	Honda - Amphibian Scaffolding / SP125 Racing	2:08.986	8	8	3.373	0.118	82.86
11	5	Mason JOHNSON	GBR	Honda - Johnson Racing	2:09.230	11	14	3.617	0.244	82.70
12	24	Cormac BUCHANAN	NZL	Honda - Microlise Cresswell Racing	2:09.275	13	13	3.662	0.045	82.67
13	53	Kiyano VEIJER	NLD	Honda - Microlise Cresswell Racing	2:09.411	11	13	3.798	0.136	82.59
14	34	James COOK	GBR	Honda - Wilson Racing	2:10.170	14	14	4.557	0.759	82.10
15	4	Sullivan MOUNSEY	GBR	Honda - iForce Lloyd & Jones	2:10.409	11	11	4.796	0.239	81.95
16	33	JJ CUNNINGHAM	GBR	Honda - Thorneycroft56 / JCRsupersport	2:10.598	11	12	4.985	0.189	81.83
17	40	Julian CORREA	USA	Honda - Microlise Cresswell Racing	2:10.755	9	12	5.142	0.157	81.74
18	65	Alexander ROWAN	GBR	Honda - Victoria House Mortimer Racing	2:11.037	13	14	5.424	0.282	81.56
19	12	Josh BANNISTER	GBR	Honda - Dunsley Heat Racing	2:11.272	11	14	5.659	0.235	81.41
20	55	Harrison DESSOY	GBR	Honda - Thorneycroft56 Racing	2:11.452	9	9	5.839	0.180	81.30
21	41	Luca HOPKINS	GBR	Honda - Wilson Racing	2:11.647	13	13	6.034	0.195	81.18
22	66	Rossi DOBSON	GBR	Honda - WM Racing	2:11.974	13	13	6.361	0.327	80.98
23	22	Anthony EAGLE	UZB	Honda - Microlise Cresswell Racing	2:12.466	13	14	6.853	0.492	80.68
24	2	Rhys COATES	GBR	Honda - Ernie Coates Race Support / SP125 Racing	2:12.575	13	13	6.962	0.109	80.61
25	44	Lucas HILL	GBR	Honda - Ashcourt Racing	2:13.524	12	12	7.911	0.949	80.04
26	61	Harrison MACKAY	GBR	Honda - True Heroes Racing / Super Soco	2:13.895	12	12	8.282	0.371	79.82
27	99	Peter WILLIS	GBR	Honda - WM Racing	2:14.974	12	13	9.361	1.079	79.18
28	51	Holly HARRIS	GBR	Honda - MJL Racing	2:17.813	12	12	12.200	2.839	77.55

QUALIFYING LAPTIME (110.0% of 2:05.613) = 2:18.174

29	27	Ted WILKINSON	GBR	Honda - RMB Racing	2:20.038	4	5	14.425	2.225	76.32
30	79	Harley McCABE	GBR	Honda - MLav VisionTrack Academy			1			

Weather / Track : Cloudy / Dry

These results are provisional until the conclusion of any judicial and technical matters.

Snetterton 300

Circuit Length = 2.9689 miles

Start: 10:17 Flag 10:47 End: 10:49

Race Director : Stuart Higgs	Stewards :	Timekeeper : Richard Evans
------------------------------	------------	----------------------------

Results can be found at [www.britishsuperbike.com](http://www.britishsuperbike.com)

Printed - 10:53 Friday, 03 September 2021



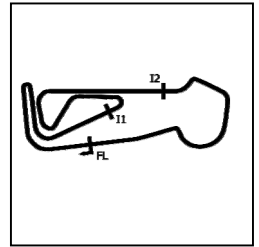


# MCRCB BULLETIN TK016

## 2021 Bennetts British Superbike Championship - Round 7

### 2021 Honda British Talent Cup

## FREE PRACTICE 1 - SECTOR ANALYSIS



SECTOR 1 = FL to I1, SECTOR 2 = I1 to I2, SECTOR 3 = I2 to FL, DIFF = Difference To Personal Best Lap, P = Crossed Finish Line in Pit Lane, D = Time Disallowed

P1 67		Casey O'GORMAN					Honda - Microlise Cresswell Racing				
IDEAL LAP TIME : 2:05.571		BEST LAP TIME : 2:05.613					DIFFERENCE : 0.042				
LAP	SECTOR 1	SECTOR 2		SECTOR 3		LAP TIME	MPH	DIFF	TIME OF DAY		
1 -	OUTLAP	100.4	48.798	122.2	44.941	119.4	2:20.365	76.14	14.752	10:19:42.929	
2 -	44.358	108.2	47.556	<b>125.9</b>	43.929	118.9	2:15.843	78.67	10.230	10:21:58.772	
3 -	41.667	111.2	46.335	123.3	43.303	119.8	2:11.305	81.39	5.692	10:24:10.077	
4 -	41.281	109.6	47.035	121.5	42.842	120.0	2:11.158	81.49	5.545	10:26:21.235	
5 -	41.649	109.2	46.381	122.9	42.718	119.1	2:10.748	81.74	5.135	10:28:31.983	
6 -	40.575	111.1	45.881	124.2	41.981	120.4	2:08.437	83.21	2.824	10:30:40.420	
7 -	40.500	111.6	45.462	124.7	42.375	119.6	2:08.337	83.28	2.724	10:32:48.757	
8 -	40.244	108.9	45.469	123.8	42.082	119.4	2:07.795	83.63	2.182	10:34:56.552	
9 -	40.610	111.6	46.071	115.9	42.853	119.6	2:09.534	82.51	3.921	10:37:06.086	
10 -	40.226	110.5	45.237	123.1	41.728	119.1	2:07.191	84.03	1.578	10:39:13.277	
11 -	39.902	111.2	45.916	122.6	41.911	119.4	2:07.729	83.67	2.116	10:41:21.006	
12 -	40.025	110.5	44.878	124.5	41.482	<b>122.0</b>	2:06.385 (3)	84.56	0.772	10:43:27.391	
13 -	<b>39.536</b>	111.2	44.773	124.7	41.991	119.8	2:06.300 (2)	84.62	0.687	10:45:33.691	
14 -	39.578	<b>112.0</b>	<b>44.677</b>	124.9	<b>41.358</b>	121.1	<b>2:05.613 (1)</b>	<b>85.08</b>		<b>10:47:39.304</b>	

P2 57		Johnny GARNES					Honda - City Lifting by RS Racing				
IDEAL LAP TIME : 2:06.064		BEST LAP TIME : 2:06.123					DIFFERENCE : 0.059				
LAP	SECTOR 1	SECTOR 2		SECTOR 3		LAP TIME	MPH	DIFF	TIME OF DAY		
1 -	OUTLAP	102.9	48.638	107.7	46.418	123.8	2:23.266	74.60	17.143	10:20:58.131	
2 -	42.684	109.1	46.843	126.8	44.997	123.5	2:14.524	79.45	8.401	10:23:12.655	
3 -	41.755	111.6	46.764	127.0	44.168	<b>124.9</b>	2:12.687	80.55	6.564	10:25:25.342	
4 -	41.136	113.3	46.011	116.5	45.888	123.3	2:13.035	80.34	6.912	10:27:38.377	
5 -	40.920	113.5	45.901	127.0	43.321	122.6	2:10.142	82.12	4.019	10:29:48.519	
6 -	40.356	112.7	46.499	126.3	43.235	123.3	2:10.090	82.15	3.967	10:31:58.609	
7 -	41.197	113.9	45.631	127.3	43.095	122.0	2:09.923	82.26	3.800	10:34:08.532	
8 -	40.471	112.0	45.949	127.5	42.668	122.6	2:09.088	82.79	2.965	10:36:17.620	
9 -	40.828	114.1	45.199	126.3	42.507	122.6	2:08.534	83.15	2.411	10:38:26.154	
10 -	40.267	114.9	45.128	127.3	42.519	123.5	2:07.914	83.55	1.791	10:40:34.068	
11 -	40.089	114.1	45.130	127.5	42.080	123.8	2:07.299	83.96	1.176	10:42:41.367	
12 -	39.961	112.5	44.834	128.3	41.965	124.2	2:06.760 (3)	84.31	0.637	10:44:48.127	
13 -	39.629	114.3	<b>44.554</b>	<b>128.5</b>	41.940	123.8	<b>2:06.123 (1)</b>	<b>84.74</b>		<b>10:46:54.250</b>	
14 -	<b>39.619</b>	<b>115.1</b>	44.905	127.8	<b>41.891</b>	123.5	2:06.415 (2)	84.54	0.292	10:49:00.665	

P3 74		Carter BROWN					Honda - City Lifting by RS Racing				
IDEAL LAP TIME : 2:06.821		BEST LAP TIME : 2:06.821					DIFFERENCE : 0.000				
LAP	SECTOR 1	SECTOR 2		SECTOR 3		LAP TIME	MPH	DIFF	TIME OF DAY		
1 -	OUTLAP	101.0	48.959	116.1	45.132	120.0	2:21.294	75.64	14.473	10:20:46.121	
2 -	42.572	99.2	49.048	117.5	IN PIT		3:00.514 P	59.20	53.693	10:23:46.635	
3 -	OUTLAP	102.6	47.804	119.8	45.087	117.1	2:18.929	76.93	12.108	10:26:05.564	
4 -	42.220	107.7	47.381	122.2	44.541	118.1	2:14.142	79.67	7.321	10:28:19.706	
5 -	42.155	108.9	46.496	122.4	IN PIT		2:36.175 P	68.43	29.354	10:30:55.881	
6 -	OUTLAP	106.3	46.566	124.0	44.309	117.9	2:14.992	79.17	8.171	10:33:10.873	
7 -	41.581	108.5	50.031	108.4	43.098	119.6	2:14.710	79.34	7.889	10:35:25.583	
8 -	41.123	110.0	46.592	120.4	42.905	117.5	2:10.620	81.82	3.799	10:37:36.203	
9 -	41.073	108.4	46.551	123.1	42.868	118.1	2:10.492	81.90	3.671	10:39:46.695	
10 -	43.930	87.4	57.427	84.6	45.475	118.9	2:26.832	72.79	20.011	10:42:13.527	
11 -	40.506	110.7	45.418	<b>125.9</b>	44.333	118.5	2:10.257 (3)	82.05	3.436	10:44:23.784	
12 -	41.054	108.2	45.994	121.7	42.097	119.4	2:09.145 (2)	82.76	2.324	10:46:32.929	
13 -	<b>39.968</b>	<b>111.2</b>	<b>44.919</b>	125.4	<b>41.934</b>	<b>120.4</b>	<b>2:06.821 (1)</b>	<b>84.27</b>		<b>10:48:39.750</b>	

Weather / Track : Cloudy / Dry

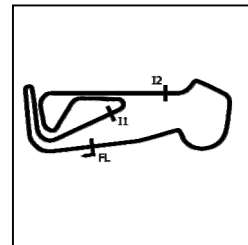
Snetterton 300  
Circuit Length = 2.9689 miles  
Start: 10:17 Flag 10:47 End: 10:49

# MCRCB BULLETIN TK016

## 2021 Bennetts British Superbike Championship - Round 7

### 2021 Honda British Talent Cup

### FREE PRACTICE 1 - SECTOR ANALYSIS



SECTOR 1 = FL to I1, SECTOR 2 = I1 to I2, SECTOR 3 = I2 to FL, DIFF = Difference To Personal Best Lap, P = Crossed Finish Line in Pit Lane, D = Time Disallowed

P4		7		Jamie LYONS			Honda - C&M Motors Ltd / Tooltec Racing				
IDEAL LAP TIME : 2:06.688		BEST LAP TIME : 2:06.964			DIFFERENCE : 0.276						
LAP	SECTOR 1	SECTOR 2		SECTOR 3		LAP TIME	MPH	DIFF	TIME OF DAY		
1 -	OUTLAP	102.6	47.935	120.2	44.321	115.7	2:20.085	76.29	13.121	10:20:11.288	
2 -	40.945	108.4	46.284	<b>124.2</b>	43.458	<b>119.4</b>	2:10.687	81.78	3.723	10:22:21.975	
3 -	40.718	108.5	46.025	122.2	43.015	117.1	2:09.758	82.36	2.794	10:24:31.733	
4 -	40.277	<b>109.8</b>	46.039	120.9	42.591	117.3	2:08.907	82.91	1.943	10:26:40.640	
5 -	40.219	109.2	45.737	122.9	43.158	116.3	2:09.114	82.78	2.150	10:28:49.754	
6 -	40.066	109.6	46.351	121.1	42.565	117.3	2:08.982	82.86	2.018	10:30:58.736	
7 -	48.322	100.6	46.258	123.5	IN PIT		2:37.147	<b>P</b>	30.183	10:33:35.883	
8 -	OUTLAP	109.2	45.574	121.5	42.439	116.5	2:12.734	80.52	5.770	10:35:48.617	
9 -	40.762	109.1	45.705	121.1	42.467	116.1	2:08.934	82.89	1.970	10:37:57.551	
10 -	39.849	109.1	45.316	121.1	<b>42.070</b>	117.1	2:07.235	<b>(2)</b>	84.00	0.271	10:40:04.786
11 -	40.279	109.1	45.190	122.0	42.574	117.5	2:08.043	<b>(3)</b>	83.47	1.079	10:42:12.829
12 -	40.280	108.5	45.899	122.2	45.653	118.5	2:11.832	81.07	4.868	10:44:24.661	
13 -	40.144	109.4	45.876	121.5	42.088	116.7	2:08.108	83.43	1.144	10:46:32.769	
14 -	<b>39.732</b>	109.2	<b>44.886</b>	123.5	42.346	<b>119.4</b>	<b>2:06.964</b>	<b>(1)</b>	<b>84.18</b>	<b>10:48:39.733</b>	

P5		48		Ollie WALKER			Honda - Moto Rapido / SP125 Racing				
IDEAL LAP TIME : 2:07.127		BEST LAP TIME : 2:07.495			DIFFERENCE : 0.368						
LAP	SECTOR 1	SECTOR 2		SECTOR 3		LAP TIME	MPH	DIFF	TIME OF DAY		
1 -	OUTLAP	93.8	51.039	110.0	47.494	117.7	2:27.835	72.29	20.340	10:20:31.765	
2 -	43.326	100.0	48.158	121.3	45.407	117.9	2:16.891	78.07	9.396	10:22:48.656	
3 -	42.517	99.4	47.610	121.1	IN PIT		3:35.731	<b>P</b>	49.54	1:28.236	10:26:24.387
4 -	OUTLAP	107.0	46.667	122.2	43.736	118.9	2:18.358	77.24	10.863	10:28:42.745	
5 -	40.752	107.0	46.456	122.9	43.671	118.3	2:10.879	81.66	3.384	10:30:53.624	
6 -	40.328	107.7	45.874	124.0	43.358	120.2	2:09.560	82.49	2.065	10:33:03.184	
7 -	40.392	109.1	45.623	<b>124.7</b>	42.654	<b>121.1</b>	2:08.669	83.06	1.174	10:35:11.853	
8 -	41.502	108.9	45.675	122.4	43.013	117.9	2:10.190	82.09	2.695	10:37:22.043	
9 -	40.382	106.5	45.887	122.2	42.839	118.3	2:09.108	82.78	1.613	10:39:31.151	
10 -	40.309	109.4	45.803	122.6	42.500	118.7	2:08.612	83.10	1.117	10:41:39.763	
11 -	39.899	108.9	46.182	123.1	42.465	118.7	2:08.546	<b>(3)</b>	83.14	1.051	10:43:48.309
12 -	40.112	<b>110.3</b>	<b>45.050</b>	123.3	42.372	120.9	2:07.534	<b>(2)</b>	83.80	0.039	10:45:55.843
13 -	<b>39.795</b>	109.6	45.418	121.7	<b>42.282</b>	118.9	<b>2:07.495</b>	<b>(1)</b>	<b>83.83</b>	<b>10:48:03.338</b>	

P6		52		Evan BELFORD			Honda - City Lifting by RS Racing				
IDEAL LAP TIME : 2:07.912		BEST LAP TIME : 2:08.216			DIFFERENCE : 0.304						
LAP	SECTOR 1	SECTOR 2		SECTOR 3		LAP TIME	MPH	DIFF	TIME OF DAY		
1 -					IN PIT		3:26.099	<b>P</b>	51.85	1:17.883	10:24:12.062
2 -	OUTLAP	108.2	47.188	122.2	44.133	118.5	2:16.374	78.37	8.158	10:26:28.436	
3 -	41.206	108.9	46.677	122.0	43.184	118.7	2:11.067	81.54	2.851	10:28:39.503	
4 -	40.975	109.8	46.135	123.8	43.736	<b>121.1</b>	2:10.846	81.68	2.630	10:30:50.349	
5 -	41.535	109.4	46.538	122.0	43.634	117.9	2:11.707	81.15	3.491	10:33:02.056	
6 -	40.561	109.8	46.366	122.9	42.793	118.9	2:09.720	82.39	1.504	10:35:11.776	
7 -	41.681	99.8	46.640	122.2	43.256	118.9	2:11.577	81.23	3.361	10:37:23.353	
8 -	40.682	109.6	46.394	123.3	43.167	119.1	2:10.243	82.06	2.027	10:39:33.596	
9 -	40.396	110.5	45.976	123.3	42.527	120.2	2:08.899	<b>(3)</b>	82.91	0.683	10:41:42.495
10 -	40.299	110.9	<b>45.565</b>	<b>126.8</b>	43.633	120.0	2:09.497	82.53	1.281	10:43:51.992	
11 -	<b>39.930</b>	<b>111.1</b>	45.725	124.2	42.745	120.2	2:08.400	<b>(2)</b>	83.24	0.184	10:46:00.392
12 -	40.177	110.0	45.622	122.4	<b>42.417</b>	118.7	<b>2:08.216</b>	<b>(1)</b>	<b>83.35</b>	<b>10:48:08.608</b>	

Weather / Track : Cloudy / Dry

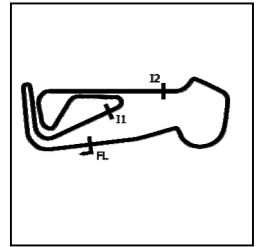
Snetterton 300  
Circuit Length = 2.9689 miles  
Start: 10:17 Flag 10:47 End: 10:49

# MCRCB BULLETIN TK016

## 2021 Bennetts British Superbike Championship - Round 7

### 2021 Honda British Talent Cup

### FREE PRACTICE 1 - SECTOR ANALYSIS



SECTOR 1 = FL to I1, SECTOR 2 = I1 to I2, SECTOR 3 = I2 to FL, DIFF = Difference To Personal Best Lap, P = Crossed Finish Line in Pit Lane, D = Time Disallowed

<b>P7 23</b>		<b>Rhys STEPHENSON</b>					Honda - Rocket Racing			
IDEAL LAP TIME : 2:08.591		BEST LAP TIME : 2:08.595			DIFFERENCE : 0.004					
LAP		SECTOR 1	SECTOR 2		SECTOR 3		LAP TIME	MPH	DIFF	TIME OF DAY
1 -	OUTLAP	93.2	50.134	108.4	46.797	117.5	2:25.678	73.36	17.083	10:19:39.026
2 -	42.577	95.8	48.298	120.2	44.067	118.1	2:14.942	79.20	6.347	10:21:53.968
3 -	42.312	102.9	47.499	117.9	44.743	119.6	2:14.554	79.43	5.959	10:24:08.522
4 -	41.963	108.7	46.839	117.9	43.769	116.7	2:12.571	80.62	3.976	10:26:21.093
5 -	41.971	102.4	46.386	121.5	43.268	117.3	2:11.625	81.20	3.030	10:28:32.718
6 -	41.174	107.0	46.706	120.0	43.338	117.3	2:11.218	81.45	2.623	10:30:43.936
7 -	41.223	<b>109.4</b>	47.031	119.4	43.512	116.3	2:11.766	81.11	3.171	10:32:55.702
8 -	41.340	108.0	47.109	119.1	43.553	117.1	2:12.002	80.96	3.407	10:35:07.704
9 -	41.483	108.7	46.710	119.6	43.197	116.5	2:11.390	81.34	2.795	10:37:19.094
10 -	41.116	107.7	46.373	119.4	43.029	116.9	2:10.518	81.88	1.923	10:39:29.612
11 -	41.441	108.2	46.360	122.0	43.164	118.9	2:10.965	81.61	2.370	10:41:40.577
12 -	40.544	109.1	<b>45.793</b>	122.4	43.903	117.3	2:10.240 (3)	82.06	1.645	10:43:50.817
13 -	40.616	109.2	46.015	120.4	42.891	116.5	2:09.522 (2)	82.51	0.927	10:46:00.339
<b>14 -</b>	<b>40.504</b>	108.7	45.797	<b>122.6</b>	<b>42.294</b>	<b>119.8</b>	<b>2:08.595 (1)</b>	<b>83.11</b>		<b>10:48:08.934</b>

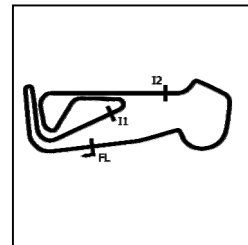
<b>P8 96</b>		<b>Rossi BANHAM</b>					Honda - MJL Racing			
IDEAL LAP TIME : 2:08.475		BEST LAP TIME : 2:08.776			DIFFERENCE : 0.301					
LAP		SECTOR 1	SECTOR 2		SECTOR 3		LAP TIME	MPH	DIFF	TIME OF DAY
1 -	OUTLAP	105.1	46.739	120.9	43.811	115.9	2:15.577	78.83	6.801	10:20:11.208
2 -	40.900	103.2	46.278	120.0	43.490	116.3	2:10.668	81.79	1.892	10:22:21.876
3 -	40.910	<b>108.7</b>	46.141	122.9	43.120	116.7	2:10.171	82.10	1.395	10:24:32.047
4 -	40.466	107.2	45.772	121.5	42.928	116.5	2:09.166 (2)	82.74	0.390	10:26:41.213
<b>5 -</b>	<b>40.252</b>	107.7	<b>45.591</b>	<b>123.1</b>	42.933	<b>117.7</b>	<b>2:08.776 (1)</b>	<b>82.99</b>		<b>10:28:49.989</b>
6 -	40.941	108.5	46.099	121.3	<b>42.632</b>	116.5	2:09.672	82.42	0.896	10:30:59.661
7 -	40.613	107.3	45.898	122.4	43.304	116.7	2:09.815	82.33	1.039	10:33:09.476
8 -	40.734	106.8	45.934	120.6	42.837	116.1	2:09.505 (3)	82.53	0.729	10:35:18.981
9 -	40.628	107.3	46.241	120.4	IN PIT		3:22.346 P	52.82	1:13.570	10:38:41.327
10 -	OUTLAP	105.1	46.118	118.9	43.447	114.9	2:12.656	80.56	3.880	10:40:53.983
11 -	40.722	106.5	46.207	118.7	43.257	115.7	2:10.186	82.09	1.410	10:43:04.169
12 -	40.837	106.5	46.281	119.8	43.043	115.9	2:10.161	82.11	1.385	10:45:14.330
13 -	40.845	105.3	45.987	119.1	42.915	114.9	2:09.747	82.37	0.971	10:47:24.077

<b>P9 15</b>		<b>Harrison CROSBY</b>					Honda - Banks Racing			
IDEAL LAP TIME : 2:08.434		BEST LAP TIME : 2:08.868			DIFFERENCE : 0.434					
LAP		SECTOR 1	SECTOR 2		SECTOR 3		LAP TIME	MPH	DIFF	TIME OF DAY
1 -	OUTLAP	98.2	49.207	116.1	45.570	114.3	2:23.161	74.65	14.293	10:20:01.886
2 -	41.706	104.8	46.756	118.9	43.837	116.5	2:12.299	80.78	3.431	10:22:14.185
3 -	41.359	106.6	47.375	118.5	43.649	116.5	2:12.383	80.73	3.515	10:24:26.568
4 -	40.823	106.1	46.559	120.2	43.529	117.1	2:10.911	81.64	2.043	10:26:37.479
5 -	40.716	106.1	46.483	<b>124.0</b>	43.472	117.7	2:10.671	81.79	1.803	10:28:48.150
6 -	41.404	106.0	46.636	120.2	42.973	117.9	2:11.013	81.58	2.145	10:30:59.163
7 -	43.846	82.6	58.079	107.2	IN PIT		4:46.910 P	37.25	2:38.042	10:35:46.073
8 -	OUTLAP	105.1	46.527	120.9	43.307	116.3	2:17.295	77.84	8.427	10:38:03.368
9 -	40.551	<b>108.2</b>	46.445	120.0	43.315	116.7	2:10.311 (3)	82.01	1.443	10:40:13.679
10 -	40.602	108.0	45.981	121.7	42.807	117.5	2:09.390 (2)	82.60	0.522	10:42:23.069
<b>11 -</b>	40.695	108.0	<b>45.699</b>	122.4	<b>42.474</b>	<b>118.3</b>	<b>2:08.868 (1)</b>	<b>82.93</b>		<b>10:44:31.937</b>

Weather / Track : Cloudy / Dry

Snetterton 300  
Circuit Length = 2.9689 miles  
Start: 10:17 Flag 10:47 End: 10:49

## FREE PRACTICE 1 - SECTOR ANALYSIS



SECTOR 1 = FL to I1, SECTOR 2 = I1 to I2, SECTOR 3 = I2 to FL, DIFF = Difference To Personal Best Lap, P = Crossed Finish Line in Pit Lane, D = Time Disallowed

P10 29		Lucas BROWN					Honda - Amphibian Scaffolding / SP125 Racing				
IDEAL LAP TIME : 2:08.837		BEST LAP TIME : 2:08.986					DIFFERENCE : 0.149				
LAP	SECTOR 1	SECTOR 2		SECTOR 3		LAP TIME	MPH	DIFF	TIME OF DAY		
1 -	OUTLAP	103.8	49.023	117.5	45.582	115.5	2:22.191	75.16	13.205	10:20:26.156	
2 -	42.216	106.8	47.203	118.3	44.899	<b>115.7</b>	2:14.318	79.57	5.332	10:22:40.474	
3 -	41.292	107.2	47.007	118.1	44.107	115.1	2:12.406	80.72	3.420	10:24:52.880	
4 -	40.766	107.7	46.292	117.7	43.755	114.7	2:10.813	81.70	1.827	10:27:03.693	
5 -	40.713	107.7	45.780	<b>120.6</b>	43.231	114.7	2:09.724 (3)	82.39	0.738	10:29:13.417	
6 -	40.391	107.8	46.021	118.3	43.896	115.3	2:10.308	82.02	1.322	10:31:23.725	
7 -	40.409	<b>108.2</b>	<b>45.671</b>	118.3	43.298	<b>115.7</b>	2:09.378 (2)	82.61	0.392	10:33:33.103	
8 -	<b>40.333</b>	<b>108.2</b>	45.820	118.3	<b>42.833</b>	<b>115.7</b>	<b>2:08.986 (1)</b>	<b>82.86</b>		<b>10:35:42.089</b>	

P11 5		Mason JOHNSON					Honda - Johnson Racing				
IDEAL LAP TIME : 2:08.893		BEST LAP TIME : 2:09.230					DIFFERENCE : 0.337				
LAP	SECTOR 1	SECTOR 2		SECTOR 3		LAP TIME	MPH	DIFF	TIME OF DAY		
1 -	OUTLAP	95.1	48.739	116.5	45.770	114.5	2:22.320	75.09	13.090	10:19:30.027	
2 -	42.259	101.8	48.464	119.4	44.427	114.1	2:15.150	79.08	5.920	10:21:45.177	
3 -	41.914	106.0	46.861	117.3	43.856	114.1	2:12.631	80.58	3.401	10:23:57.808	
4 -	41.695	103.2	46.943	116.7	43.329	114.9	2:11.967	80.99	2.737	10:26:09.775	
5 -	41.738	104.2	47.045	117.7	43.279	115.5	2:12.062	80.93	2.832	10:28:21.837	
6 -	40.878	<b>107.0</b>	46.111	<b>119.6</b>	43.168	114.9	2:10.157	82.11	0.927	10:30:31.994	
7 -	41.113	105.8	46.305	116.5	42.617	113.3	2:10.035 (3)	82.19	0.805	10:32:42.029	
8 -	41.124	106.6	46.377	117.5	43.099	113.3	2:10.600	81.83	1.370	10:34:52.629	
9 -	43.802	104.5	46.603	117.9	IN PIT		2:27.474 P	72.47	18.244	10:37:20.103	
10 -	OUTLAP	103.7	46.527	117.5	<b>42.400</b>	114.3	2:12.244	80.82	3.014	10:39:32.347	
11 -	40.648	<b>107.0</b>	46.104	118.1	42.478	<b>116.1</b>	<b>2:09.230 (1)</b>	<b>82.70</b>		<b>10:41:41.577</b>	
12 -	40.824	106.8	46.021	119.1	IN PIT		2:52.153 P	62.08	42.923	10:44:33.730	
13 -	OUTLAP	106.5	46.335	117.1	42.639	113.3	2:11.529	81.26	2.299	10:46:45.259	
14 -	<b>40.582</b>	<b>107.0</b>	<b>45.911</b>	118.1	43.285	114.3	2:09.778 (2)	82.35	0.548	10:48:55.037	

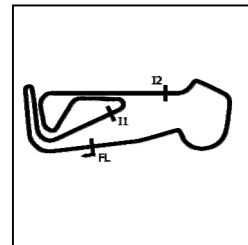
P12 24		Cormac BUCHANAN					Honda - Microlise Cresswell Racing				
IDEAL LAP TIME : 2:09.275		BEST LAP TIME : 2:09.275					DIFFERENCE : 0.000				
LAP	SECTOR 1	SECTOR 2		SECTOR 3		LAP TIME	MPH	DIFF	TIME OF DAY		
1 -	OUTLAP	87.7	49.308	115.1	46.415	114.5	2:24.931	73.74	15.656	10:19:35.169	
2 -	41.956	99.2	47.852	117.7	44.302	114.5	2:14.110	79.69	4.835	10:21:49.279	
3 -	41.459	102.4	47.518	117.7	43.866	114.1	2:12.843	80.45	3.568	10:24:02.122	
4 -	41.355	102.7	47.134	116.3	43.778	114.1	2:12.267	80.80	2.992	10:26:14.389	
5 -	41.712	101.8	46.909	116.9	43.553	<b>115.3</b>	2:12.174	80.86	2.899	10:28:26.563	
6 -	41.039	104.2	46.695	<b>118.7</b>	43.521	114.7	2:11.255	81.42	1.980	10:30:37.818	
7 -	41.392	105.3	46.188	117.5	43.428	114.3	2:11.008	81.58	1.733	10:32:48.826	
8 -	40.894	105.1	47.267	117.9	IN PIT		3:49.394 P	46.59	1:40.119	10:36:38.220	
9 -	OUTLAP	100.9	47.750	117.3	43.006	114.3	2:19.959	76.36	10.684	10:38:58.179	
10 -	40.877	104.6	46.499	116.9	43.201	114.7	2:10.577	81.85	1.302	10:41:08.756	
11 -	40.798	105.3	46.295	118.1	43.055	115.1	2:10.148 (2)	82.12	0.873	10:43:18.904	
12 -	40.944	105.6	46.553	117.7	42.944	114.3	2:10.441 (3)	81.93	1.166	10:45:29.345	
13 -	<b>40.627</b>	<b>106.3</b>	<b>46.143</b>	117.3	<b>42.505</b>	<b>115.3</b>	<b>2:09.275 (1)</b>	<b>82.67</b>		<b>10:47:38.620</b>	

# MCRCB BULLETIN TK016

## 2021 Bennetts British Superbike Championship - Round 7

### 2021 Honda British Talent Cup

### FREE PRACTICE 1 - SECTOR ANALYSIS



SECTOR 1 = FL to I1, SECTOR 2 = I1 to I2, SECTOR 3 = I2 to FL, DIFF = Difference To Personal Best Lap, P = Crossed Finish Line in Pit Lane, D = Time Disallowed

P13 53		Kiyano VEIJER					Honda - Microlise Cresswell Racing			
IDEAL LAP TIME : 2:08.967		BEST LAP TIME : 2:09.411					DIFFERENCE : 0.444			
LAP	SECTOR 1	SECTOR 2		SECTOR 3		LAP TIME	MPH	DIFF	TIME OF DAY	
1 -	OUTLAP	86.4	50.450	123.3	45.262	120.2	2:27.506	72.45	18.095	10:19:43.684
2 -	43.803	99.1	47.849	121.7	IN PIT		3:59.724 P	44.58	1:50.313	10:23:43.408
3 -	OUTLAP	100.4	47.764	121.5	45.329	118.3	2:21.470	75.55	12.059	10:26:04.878
4 -	42.109	106.0	46.545	123.3	43.819	119.6	2:12.473	80.68	3.062	10:28:17.351
5 -	41.887	108.5	46.251	123.1	43.012	120.4	2:11.150	81.49	1.739	10:30:28.501
6 -	41.177	107.8	46.194	122.6	42.943	119.6	2:10.314	82.01	0.903	10:32:38.815
7 -	42.266	100.9	46.854	110.9	46.794	120.6	2:15.914	78.63	6.503	10:34:54.729
8 -	41.019	106.6	46.097	123.5	43.163	119.8	2:10.279	82.03	0.868	10:37:05.008
9 -	42.017	110.7	45.936	123.5	42.714	120.2	2:10.667	81.79	1.256	10:39:15.675
10 -	<b>40.576</b>	110.5	45.933	124.2	43.016	120.6	2:09.525 (2)	82.51	0.114	10:41:25.200
<b>11 -</b>	<b>41.020</b>	<b>110.9</b>	<b>45.704</b>	<b>124.5</b>	<b>42.687</b>	<b>120.9</b>	<b>2:09.411 (1)</b>	<b>82.59</b>		<b>10:43:34.611</b>
12 -	41.661	99.8	47.042	123.1	43.202	118.9	2:11.905	81.02	2.494	10:45:46.516
13 -	40.985	109.2	45.982	123.3	42.697	120.6	2:09.664 (3)	82.42	0.253	10:47:56.180

P14 34		James COOK					Honda - Wilson Racing			
IDEAL LAP TIME : 2:10.054		BEST LAP TIME : 2:10.170					DIFFERENCE : 0.116			
LAP	SECTOR 1	SECTOR 2		SECTOR 3		LAP TIME	MPH	DIFF	TIME OF DAY	
1 -	OUTLAP	89.3	50.756	115.9	47.174	115.7	2:30.492	71.02	20.322	10:19:48.958
2 -	42.899	95.8	48.209	121.3	44.940	115.5	2:16.048	78.56	5.878	10:22:05.006
3 -	42.442	96.6	48.063	121.5	44.372	116.5	2:14.877	79.24	4.707	10:24:19.883
4 -	42.591	93.0	47.827	118.9	44.897	116.7	2:15.315	78.98	5.145	10:26:35.198
5 -	42.083	96.4	47.351	122.4	43.758	118.5	2:13.192	80.24	3.022	10:28:48.390
6 -	41.337	99.2	47.833	<b>123.1</b>	43.544	117.7	2:12.714	80.53	2.544	10:31:01.104
7 -	41.555	95.4	47.603	122.6	43.767	116.7	2:12.925	80.40	2.755	10:33:14.029
8 -	41.365	105.1	47.066	122.0	42.935	117.5	2:11.366	81.36	1.196	10:35:25.395
9 -	<b>41.093</b>	<b>107.3</b>	46.655	121.5	42.911	116.7	2:10.659 (2)	81.80	0.489	10:37:36.054
10 -	42.834	101.3	47.605	119.1	43.469	115.9	2:13.908	79.81	3.738	10:39:49.962
11 -	41.438	105.6	47.085	121.5	43.387	116.9	2:11.910	81.02	1.740	10:42:01.872
12 -	41.245	103.0	46.797	<b>123.1</b>	44.278	<b>119.8</b>	2:12.320	80.77	2.150	10:44:14.192
13 -	41.344	106.5	46.975	120.6	42.981	115.9	2:11.300 (3)	81.40	1.130	10:46:25.492
<b>14 -</b>	41.209	107.0	<b>46.380</b>	119.6	<b>42.581</b>	116.5	<b>2:10.170 (1)</b>	<b>82.10</b>		<b>10:48:35.662</b>

P15 4		Sullivan MOUNSEY					Honda - iForce Lloyd & Jones			
IDEAL LAP TIME : 2:10.409		BEST LAP TIME : 2:10.409					DIFFERENCE : 0.000			
LAP	SECTOR 1	SECTOR 2		SECTOR 3		LAP TIME	MPH	DIFF	TIME OF DAY	
1 -	OUTLAP	92.8	50.579	118.5	48.358	118.5	2:26.484	72.96	16.075	10:19:55.633
2 -	43.540	102.7	49.336	122.0	45.331	118.3	2:18.207	77.33	7.798	10:22:13.840
3 -	42.674	106.6	47.912	123.1	44.834	118.5	2:15.420	78.92	5.011	10:24:29.260
4 -	41.583	110.1	47.277	117.5	43.810	118.7	2:12.670 (3)	80.56	2.261	10:26:41.930
5 -	42.147	108.7	1:03.733	102.4	IN PIT		4:11.228 P	42.54	2:00.819	10:30:53.158
6 -	OUTLAP	105.0	48.039	121.7	46.557	118.1	2:23.649	74.40	13.240	10:33:16.807
7 -	41.703	107.2	47.446	<b>124.5</b>	IN PIT		4:09.365 P	42.86	1:58.956	10:37:26.172
8 -	OUTLAP	106.3	47.611	121.1	IN PIT		3:25.260 P	52.07	1:14.851	10:40:51.432
9 -	OUTLAP	107.7	46.840	122.4	44.073	117.5	2:17.214	77.89	6.805	10:43:08.646
10 -	41.206	109.2	46.733	122.6	43.664	117.7	2:11.603 (2)	81.21	1.194	10:45:20.249
<b>11 -</b>	<b>40.988</b>	<b>110.3</b>	<b>46.275</b>	121.7	<b>43.146</b>	<b>118.9</b>	<b>2:10.409 (1)</b>	<b>81.95</b>		<b>10:47:30.658</b>

Weather / Track : Cloudy / Dry

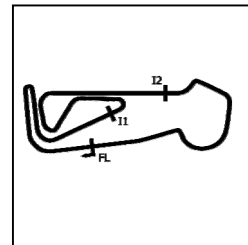
Snetterton 300  
Circuit Length = 2.9689 miles  
Start: 10:17 Flag 10:47 End: 10:49

# MCRCB BULLETIN TK016

## 2021 Bennetts British Superbike Championship - Round 7

### 2021 Honda British Talent Cup

### FREE PRACTICE 1 - SECTOR ANALYSIS



SECTOR 1 = FL to I1, SECTOR 2 = I1 to I2, SECTOR 3 = I2 to FL, DIFF = Difference To Personal Best Lap, P = Crossed Finish Line in Pit Lane, D = Time Disallowed

P16 33		JJ CUNNINGHAM					Honda - Thornycroft56 / JCRsupersport			
IDEAL LAP TIME : 2:10.576		BEST LAP TIME : 2:10.598			DIFFERENCE : 0.022					
LAP	SECTOR 1	SECTOR 2		SECTOR 3		LAP TIME	MPH	DIFF	TIME OF DAY	
1 -	OUTLAP	100.0	50.471	115.7	IN PIT		3:16.894 P	54.28	1:06.296	10:22:21.987
2 -	OUTLAP	102.4	48.654	117.3	45.416	115.5	2:22.812	74.84	12.214	10:24:44.799
3 -	42.795	104.0	47.978	115.7	44.349	114.9	2:15.122	79.09	4.524	10:26:59.921
4 -	42.317	105.3	48.006	115.7	43.697	115.5	2:14.020	79.74	3.422	10:29:13.941
5 -	41.156	106.6	47.193	118.3	43.856	<b>116.1</b>	2:12.205 (3)	80.84	1.607	10:31:26.146
6 -	41.829	<b>107.2</b>	47.280	117.5	IN PIT		3:49.545 P	46.56	1:38.947	10:35:15.691
7 -	OUTLAP	105.6	48.165	114.9	45.045	112.2	2:29.244	71.61	18.646	10:37:44.935
8 -	41.722	106.1	47.675	115.3	43.573	115.1	2:12.970	80.37	2.372	10:39:57.905
9 -	41.317	105.0	46.953	118.7	43.442	115.9	2:11.712 (2)	81.14	1.114	10:42:09.617
10 -	41.717	104.6	49.871	120.4	44.723	112.9	2:16.311	78.40	5.713	10:44:25.928
11 -	41.154	107.0	<b>46.551</b>	<b>120.6</b>	<b>42.893</b>	115.9	<b>2:10.598 (1)</b>	<b>81.83</b>		<b>10:46:36.526</b>
12 -	<b>41.132</b>	106.8	47.250	117.7	43.935	115.7	2:12.317	80.77	1.719	10:48:48.843

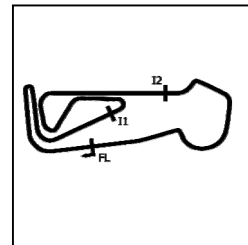
P17 40		Julian CORREA					Honda - Microlise Cresswell Racing			
IDEAL LAP TIME : 2:10.353		BEST LAP TIME : 2:10.755			DIFFERENCE : 0.402					
LAP	SECTOR 1	SECTOR 2		SECTOR 3		LAP TIME	MPH	DIFF	TIME OF DAY	
1 -	OUTLAP	96.8	49.803	100.4	48.638	118.5	2:27.961	72.23	17.206	10:19:35.190
2 -	44.038	107.8	48.390	111.4	45.575	118.1	2:18.003	77.44	7.248	10:21:53.193
3 -	42.830	107.8	47.395	117.3	44.961	118.7	2:15.186	79.06	4.431	10:24:08.379
4 -	42.695	109.1	48.513	119.6	44.315	119.1	2:15.523	78.86	4.768	10:26:23.902
5 -	41.828	108.5	46.941	120.2	44.536	118.7	2:13.305	80.17	2.550	10:28:37.207
6 -	41.261	110.1	47.628	120.0	44.022	119.1	2:12.911	80.41	2.156	10:30:50.118
7 -	42.154	109.8	46.655	122.0	43.897	118.9	2:12.706	80.53	1.951	10:33:02.824
8 -	41.285	110.5	46.456	<b>122.6</b>	43.578	<b>120.2</b>	2:11.319	81.39	0.564	10:35:14.143
9 -	41.006	110.5	46.414	122.4	<b>43.335</b>	119.8	<b>2:10.755 (1)</b>	<b>81.74</b>		<b>10:37:24.898</b>
10 -	41.237	<b>111.8</b>	<b>46.028</b>	122.0	43.653	117.5	2:10.918 (3)	81.63	0.163	10:39:35.816
11 -	<b>40.990</b>	110.9	46.329	121.1	43.549	118.9	2:10.868 (2)	81.67	0.113	10:41:46.684
12 -	41.342	109.6	46.192	122.4	43.629	119.8	2:11.163	81.48	0.408	10:43:57.847

P18 65		Alexander ROWAN					Honda - Victoria House Mortimer Racing			
IDEAL LAP TIME : 2:10.762		BEST LAP TIME : 2:11.037			DIFFERENCE : 0.275					
LAP	SECTOR 1	SECTOR 2		SECTOR 3		LAP TIME	MPH	DIFF	TIME OF DAY	
1 -	OUTLAP	85.3	51.204	120.6	46.894	121.1	2:28.082	72.17	17.045	10:19:38.517
2 -	44.509	90.8	50.760	125.2	45.140	122.6	2:20.409	76.12	9.372	10:21:58.926
3 -	43.121	91.1	49.419	124.9	45.045	120.6	2:17.585	77.68	6.548	10:24:16.511
4 -	42.763	98.2	48.923	123.8	44.822	120.0	2:16.508	78.29	5.471	10:26:33.019
5 -	42.373	106.1	48.340	123.8	43.872	119.8	2:14.585	79.41	3.548	10:28:47.604
6 -	41.591	105.3	48.667	118.7	44.092	121.7	2:14.350	79.55	3.313	10:31:01.954
7 -	41.957	92.9	48.591	124.9	44.435	<b>122.9</b>	2:14.983	79.18	3.946	10:33:16.937
8 -	41.263	105.6	47.193	125.6	43.357	120.9	2:11.813 (3)	81.08	0.776	10:35:28.750
9 -	41.865	109.2	47.557	124.5	43.804	119.8	2:13.226	80.22	2.189	10:37:41.976
10 -	41.067	110.0	47.376	124.0	43.439	120.4	2:11.882	81.04	0.845	10:39:53.858
11 -	40.982	110.0	47.029	124.9	<b>43.339</b>	121.1	2:11.350 (2)	81.37	0.313	10:42:05.208
12 -	41.306	110.3	46.812	125.9	43.864	120.4	2:11.982	80.98	0.945	10:44:17.190
13 -	<b>40.847</b>	<b>111.1</b>	<b>46.576</b>	<b>126.1</b>	43.614	121.1	<b>2:11.037 (1)</b>	<b>81.56</b>		<b>10:46:28.227</b>
14 -	41.285	107.5	46.773	125.6	43.916	122.4	2:11.974	80.98	0.937	10:48:40.201

Weather / Track : Cloudy / Dry

Snetterton 300  
Circuit Length = 2.9689 miles  
Start: 10:17 Flag 10:47 End: 10:49





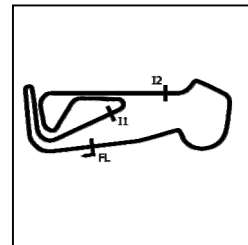
SECTOR 1 = FL to I1, SECTOR 2 = I1 to I2, SECTOR 3 = I2 to FL, DIFF = Difference To Personal Best Lap, P = Crossed Finish Line in Pit Lane, D = Time Disallowed

P19 12		Josh BANNISTER					Honda - Dunsley Heat Racing			
IDEAL LAP TIME : 2:11.272		BEST LAP TIME : 2:11.272			DIFFERENCE : 0.000					
LAP		SECTOR 1	SECTOR 2		SECTOR 3		LAP TIME	MPH	DIFF	TIME OF DAY
1 -	OUTLAP	92.6	50.145	117.5	46.412	115.5	2:26.475	72.96	15.203	10:19:45.874
2 -	43.535	95.7	48.298	114.5	44.391	116.7	2:16.224	78.45	4.952	10:22:02.098
3 -	43.097	99.4	48.399	119.8	45.359	116.1	2:16.855	78.09	5.583	10:24:18.953
4 -	42.457	98.9	48.640	118.9	44.808	114.7	2:15.905	78.64	4.633	10:26:34.858
5 -	42.034	100.3	47.765	118.9	44.164	116.5	2:13.963	79.78	2.691	10:28:48.821
6 -	42.158	101.3	47.578	120.9	43.968	<b>117.5</b>	2:13.704	79.93	2.432	10:31:02.525
7 -	41.867	96.9	48.612	118.7	44.562	116.5	2:15.041	79.14	3.769	10:33:17.566
8 -	41.321	103.4	47.356	<b>123.3</b>	45.059	114.1	2:13.736	79.91	2.464	10:35:31.302
9 -	41.540	104.6	46.954	118.9	43.292	115.9	2:11.786 (2)	81.10	0.514	10:37:43.088
10 -	41.351	104.0	50.222	112.9	43.893	114.9	2:15.466	78.89	4.194	10:39:58.554
<b>11 -</b>	<b>41.293</b>	<b>107.3</b>	<b>46.762</b>	119.6	<b>43.217</b>	116.9	<b>2:11.272 (1)</b>	<b>81.41</b>		<b>10:42:09.826</b>
12 -	41.716	103.7	47.506	118.5	43.615	115.7	2:12.837	80.46	1.565	10:44:22.663
13 -	41.765	104.3	47.493	117.5	43.406	115.3	2:12.664	80.56	1.392	10:46:35.327
14 -	41.309	104.5	47.087	117.3	43.520	115.7	2:11.916 (3)	81.02	0.644	10:48:47.243

P20 55		Harrison DESOY					Honda - Thorneycroft56 Racing			
IDEAL LAP TIME : 2:11.419		BEST LAP TIME : 2:11.452			DIFFERENCE : 0.033					
LAP		SECTOR 1	SECTOR 2		SECTOR 3		LAP TIME	MPH	DIFF	TIME OF DAY
1 -	OUTLAP	78.7	53.208	110.9	49.178	115.3	2:32.864	69.91	21.412	10:29:37.358
2 -	46.548	83.5	52.753	114.1	48.066	114.5	2:27.367	72.52	15.915	10:32:04.725
3 -	44.998	91.4	50.462	118.9	46.246	115.7	2:21.706	75.42	10.254	10:34:26.431
4 -	43.572	95.0	49.455	119.4	45.241	115.1	2:18.268	77.29	6.816	10:36:44.699
5 -	42.662	105.1	48.306	120.0	44.538	116.1	2:15.506	78.87	4.054	10:39:00.205
6 -	41.849	105.3	48.029	118.9	44.284	116.1	2:14.162	79.66	2.710	10:41:14.367
7 -	41.650	102.7	47.564	<b>120.2</b>	43.611	<b>117.3</b>	2:12.825 (3)	80.46	1.373	10:43:27.192
8 -	<b>41.291</b>	105.3	47.198	119.6	43.788	116.7	2:12.277 (2)	80.80	0.825	10:45:39.469
9 -	41.324	<b>105.8</b>	<b>46.927</b>	118.7	<b>43.201</b>	116.3	<b>2:11.452 (1)</b>	<b>81.30</b>		<b>10:47:50.921</b>

P21 41		Luca HOPKINS					Honda - Wilson Racing			
IDEAL LAP TIME : 2:11.403		BEST LAP TIME : 2:11.647			DIFFERENCE : 0.244					
LAP		SECTOR 1	SECTOR 2		SECTOR 3		LAP TIME	MPH	DIFF	TIME OF DAY
1 -	OUTLAP	83.7	53.803	106.3	48.472	115.1	2:37.068	68.04	25.421	10:21:49.228
2 -	45.122	99.4	49.032	113.1	46.037	118.3	2:20.191	76.23	8.544	10:24:09.419
3 -	43.412	101.6	48.209	118.1	45.393	116.5	2:17.014	78.00	5.367	10:26:26.433
4 -	42.986	100.7	47.830	121.1	44.756	116.9	2:15.572	78.83	3.925	10:28:42.005
5 -	42.421	104.2	47.697	120.6	44.441	116.3	2:14.559	79.43	2.912	10:30:56.564
6 -	42.211	102.9	47.262	118.3	44.613	117.3	2:14.086	79.71	2.439	10:33:10.650
7 -	<b>41.266</b>	<b>107.2</b>	<b>46.788</b>	<b>121.3</b>	43.876	117.9	2:11.930 (2)	81.01	0.283	10:35:22.580
8 -	41.991	104.0	46.822	121.1	43.677	116.7	2:12.490	80.67	0.843	10:37:35.070
9 -	41.659	101.3	47.171	116.9	43.962	117.9	2:12.792	80.48	1.145	10:39:47.862
10 -	41.746	101.9	47.203	120.6	43.677	117.7	2:12.626	80.58	0.979	10:42:00.488
11 -	41.534	104.2	47.040	119.8	44.953	118.1	2:13.527	80.04	1.880	10:44:14.015
12 -	41.444	104.8	47.006	119.4	43.587	<b>118.7</b>	2:12.037 (3)	80.94	0.390	10:46:26.052
<b>13 -</b>	41.413	106.1	46.885	120.9	<b>43.349</b>	117.7	<b>2:11.647 (1)</b>	<b>81.18</b>		<b>10:48:37.699</b>

## FREE PRACTICE 1 - SECTOR ANALYSIS



SECTOR 1 = FL to I1, SECTOR 2 = I1 to I2, SECTOR 3 = I2 to FL, DIFF = Difference To Personal Best Lap, P = Crossed Finish Line in Pit Lane, D = Time Disallowed

P22 66		Rossi DOBSON					Honda - WM Racing				
IDEAL LAP TIME : 2:11.712		BEST LAP TIME : 2:11.974					DIFFERENCE : 0.262				
LAP	SECTOR 1	SECTOR 2		SECTOR 3		LAP TIME	MPH	DIFF	TIME OF DAY		
1 -	OUTLAP	88.0	52.027	110.0	47.921	118.3	2:29.749	71.37	17.775	10:19:39.892	
2 -	44.547	103.8	50.399	119.6	46.058	118.1	2:21.004	75.79	9.030	10:22:00.896	
3 -	42.678	105.6	48.981	115.7	46.274	117.7	2:17.933	77.48	5.959	10:24:18.829	
4 -	42.460	105.3	48.613	118.3	45.371	113.5	2:16.444	78.33	4.470	10:26:35.273	
5 -	42.439	101.2	47.978	121.1	44.703	118.5	2:15.120	79.10	3.146	10:28:50.393	
6 -	41.593	106.6	47.307	<b>122.0</b>	44.032	119.1	2:12.932	80.40	0.958	10:31:03.325	
7 -	41.314	105.0	48.865	120.0	IN PIT		2:32.957 P	69.87	20.983	10:33:36.282	
8 -	OUTLAP	107.0	47.065	120.9	44.113	117.7	2:16.726	78.17	4.752	10:35:53.008	
9 -	<b>41.073</b>	107.2	47.044	120.9	44.096	116.9	2:12.213 (2)	80.83	0.239	10:38:05.221	
10 -	41.166	108.4	47.912	112.7	IN PIT		2:56.333 P	60.61	44.359	10:41:01.554	
11 -	OUTLAP	105.5	47.091	121.3	<b>43.930</b>	118.3	2:19.916	76.38	7.942	10:43:21.470	
12 -	41.296	108.5	<b>46.709</b>	121.3	44.321	<b>119.8</b>	2:12.326 (3)	80.77	0.352	10:45:33.796	
<b>13 -</b>	41.160	<b>108.7</b>	46.795	120.4	44.019	117.1	<b>2:11.974 (1)</b>	<b>80.98</b>		<b>10:47:45.770</b>	

P23 22		Anthony EAGLE					Honda - Microlise Cresswell Racing				
IDEAL LAP TIME : 2:12.374		BEST LAP TIME : 2:12.466					DIFFERENCE : 0.092				
LAP	SECTOR 1	SECTOR 2		SECTOR 3		LAP TIME	MPH	DIFF	TIME OF DAY		
1 -	OUTLAP	76.6	52.422	107.8	47.829	116.9	2:31.054	70.75	18.588	10:19:40.830	
2 -	44.310	96.1	49.726	117.9	46.353	<b>117.9</b>	2:20.389	76.13	7.923	10:22:01.219	
3 -	43.507	97.8	48.467	118.3	45.836	116.1	2:17.810	77.55	5.344	10:24:19.029	
4 -	43.064	96.6	48.814	120.2	44.874	116.7	2:16.752	78.15	4.286	10:26:35.781	
5 -	42.483	94.5	48.392	<b>121.1</b>	44.476	117.1	2:15.351	78.96	2.885	10:28:51.132	
6 -	42.659	103.5	48.233	119.8	44.726	115.7	2:15.618	78.81	3.152	10:31:06.750	
7 -	42.405	100.7	47.864	119.8	44.757	116.1	2:15.026	79.15	2.560	10:33:21.776	
8 -	41.925	103.0	47.582	119.6	44.490	115.1	2:13.997	79.76	1.531	10:35:35.773	
9 -	42.162	103.8	47.550	118.7	44.036	115.1	2:13.748	79.91	1.282	10:37:49.521	
10 -	41.983	106.1	47.522	117.5	44.104	115.5	2:13.609	79.99	1.143	10:40:03.130	
11 -	41.942	105.6	47.341	119.4	44.145	117.1	2:13.428	80.10	0.962	10:42:16.558	
12 -	42.075	105.5	47.114	118.9	44.205	115.5	2:13.394 (3)	80.12	0.928	10:44:29.952	
<b>13 -</b>	41.701	105.6	<b>47.003</b>	118.9	<b>43.762</b>	115.1	<b>2:12.466 (1)</b>	<b>80.68</b>		<b>10:46:42.418</b>	
14 -	<b>41.609</b>	<b>106.6</b>	47.348	117.3	44.103	117.7	2:13.060 (2)	80.32	0.594	10:48:55.478	

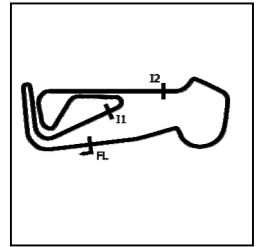
P24 2		Rhys COATES					Honda - Ernie Coates Race Support / SP125 Racing				
IDEAL LAP TIME : 2:12.566		BEST LAP TIME : 2:12.575					DIFFERENCE : 0.009				
LAP	SECTOR 1	SECTOR 2		SECTOR 3		LAP TIME	MPH	DIFF	TIME OF DAY		
1 -	OUTLAP	102.4	50.045	118.9	46.391	<b>115.9</b>	2:23.997	74.22	11.422	10:20:28.333	
2 -	43.016	106.5	48.402	118.5	46.218	115.1	2:17.636	77.65	5.061	10:22:45.969	
3 -	42.529	<b>107.7</b>	47.697	118.1	46.112	115.3	2:16.338	78.39	3.763	10:25:02.307	
4 -	42.656	106.5	47.658	117.1	45.308	114.5	2:15.622	78.80	3.047	10:27:17.929	
5 -	42.294	106.3	47.926	<b>119.6</b>	45.302	114.7	2:15.522	78.86	2.947	10:29:33.451	
6 -	41.914	105.5	48.188	115.9	45.587	114.7	2:15.689	78.76	3.114	10:31:49.140	
7 -	41.972	107.3	47.804	117.7	45.285	114.5	2:15.061	79.13	2.486	10:34:04.201	
8 -	44.269	104.2	48.406	118.7	IN PIT		3:25.094 P	52.11	1:12.519	10:37:29.295	
9 -	OUTLAP	<b>107.7</b>	47.400	118.1	44.563	114.1	2:16.807	78.12	4.232	10:39:46.102	
10 -	42.375	107.5	47.287	117.7	44.186	115.1	2:13.848	79.85	1.273	10:41:59.950	
11 -	41.708	106.5	47.260	117.9	44.730	114.9	2:13.698 (3)	79.94	1.123	10:44:13.648	
12 -	<b>41.533</b>	106.8	47.464	118.5	44.396	115.7	2:13.393 (2)	80.12	0.818	10:46:27.041	
<b>13 -</b>	41.542	106.8	<b>47.060</b>	119.1	<b>43.973</b>	115.5	<b>2:12.575 (1)</b>	<b>80.61</b>		<b>10:48:39.616</b>	

# MCRCB BULLETIN TK016

## 2021 Bennetts British Superbike Championship - Round 7

### 2021 Honda British Talent Cup

### FREE PRACTICE 1 - SECTOR ANALYSIS



SECTOR 1 = FL to I1, SECTOR 2 = I1 to I2, SECTOR 3 = I2 to FL, DIFF = Difference To Personal Best Lap, P = Crossed Finish Line in Pit Lane, D = Time Disallowed

P25 44		Lucas HILL		Honda - Ashcourt Racing						
IDEAL LAP TIME : 2:13.352		BEST LAP TIME : 2:13.524		DIFFERENCE : 0.172						
LAP	SECTOR 1	SECTOR 2	SECTOR 3	LAP TIME	MPH	DIFF	TIME OF DAY			
1 -	OUTLAP	77.4	52.844	107.3	49.952	114.1	2:59.550	59.52	46.026	10:20:41.127
2 -	44.801	93.4	50.655	115.3	48.659	114.3	2:24.115	74.16	10.591	10:23:05.242
3 -	43.018	104.2	49.591	117.5	47.323	113.7	2:19.932	76.38	6.408	10:25:25.174
4 -	43.099	104.8	50.294	117.3			3:27.084	51.61	1:13.560	10:28:52.258
5 -	OUTLAP	101.3	50.454	116.5	47.379	112.5	2:32.875	69.91	19.351	10:31:25.133
6 -	42.824	105.5	48.933	117.9	48.639	113.5	2:20.396	76.12	6.872	10:33:45.529
7 -	42.611	104.6	48.897	117.7	45.926	113.9	2:17.434	77.76	3.910	10:36:02.963
8 -	42.740	105.3	48.381	117.7	45.298	113.9	2:16.419 (3)	78.34	2.895	10:38:19.382
9 -	42.579	105.3	48.366	117.1			3:05.710	57.55	52.186	10:41:25.092
10 -	OUTLAP	103.5	49.643	115.3	45.701	<b>116.3</b>	2:23.441	74.51	9.917	10:43:48.533
11 -	41.860	105.3	<b>47.456</b>	<b>124.0</b>	44.472	115.3	2:13.788 (2)	79.88	0.264	10:46:02.321
12 -	<b>41.519</b>	<b>107.8</b>	47.628	118.1	<b>44.377</b>	113.5	<b>2:13.524 (1)</b>	<b>80.04</b>		<b>10:48:15.845</b>

P26 61		Harrison MACKAY		Honda - True Heroes Racing / Super Soco						
IDEAL LAP TIME : 2:13.764		BEST LAP TIME : 2:13.895		DIFFERENCE : 0.131						
LAP	SECTOR 1	SECTOR 2	SECTOR 3	LAP TIME	MPH	DIFF	TIME OF DAY			
1 -	OUTLAP	96.1	50.071	114.9	46.828	118.9	2:24.943	73.73	11.048	10:20:48.120
2 -	43.745	100.1	48.799	120.2	47.681	118.7	2:20.225	76.22	6.330	10:23:08.345
3 -	42.997	107.7	48.000	112.0	46.284	<b>120.4</b>	2:17.281	77.85	3.386	10:25:25.626
4 -	42.931	99.1	48.430	117.3	46.379	118.9	2:17.740	77.59	3.845	10:27:43.366
5 -	42.411	93.3	48.599	117.7	46.468	118.3	2:17.478	77.74	3.583	10:30:00.844
6 -	42.185	102.6	47.948	119.8	46.218	118.5	2:16.351	78.38	2.456	10:32:17.195
7 -	42.423	104.2	48.688	119.1	IN PIT		4:43.866 P	37.65	2:29.971	10:37:01.061
8 -	OUTLAP	95.7	48.631	118.7	45.818	117.5	2:20.604	76.01	6.709	10:39:21.665
9 -	42.284	<b>108.9</b>	47.698	120.2	45.234	119.6	2:15.216	79.04	1.321	10:41:36.881
10 -	42.306	107.5	47.493	<b>122.4</b>	45.390	120.0	2:15.189 (3)	79.06	1.294	10:43:52.070
11 -	41.914	106.3	<b>47.302</b>	120.9	45.148	118.5	2:14.364 (2)	79.54	0.469	10:46:06.434
12 -	<b>41.736</b>	108.5	47.433	120.4	<b>44.726</b>	118.9	<b>2:13.895 (1)</b>	<b>79.82</b>		<b>10:48:20.329</b>

P27 99		Peter WILLIS		Honda - WM Racing						
IDEAL LAP TIME : 2:14.974		BEST LAP TIME : 2:14.974		DIFFERENCE : 0.000						
LAP	SECTOR 1	SECTOR 2	SECTOR 3	LAP TIME	MPH	DIFF	TIME OF DAY			
1 -	OUTLAP	91.3	50.849	112.5	47.834	117.5	2:29.216	71.62	14.242	10:19:36.153
2 -	44.518	103.7	49.154	<b>122.2</b>	IN PIT		3:23.202 P	52.59	1:08.228	10:22:59.355
3 -	OUTLAP	103.0	49.630	119.1	46.931	115.7	2:23.741	74.35	8.767	10:25:23.096
4 -	43.302	106.3	48.602	118.7	46.414	116.7	2:18.318	77.27	3.344	10:27:41.414
5 -	43.757	97.2	49.562	115.5	48.065	<b>118.7</b>	2:21.384	75.59	6.410	10:30:02.798
6 -	43.209	104.0	48.543	119.1	45.367	116.9	2:17.119	77.94	2.145	10:32:19.917
7 -	42.871	<b>108.2</b>	48.279	119.6	45.314	115.9	2:16.464	78.32	1.490	10:34:36.381
8 -	42.533	106.6	48.059	118.9	45.551	116.1	2:16.143	78.50	1.169	10:36:52.524
9 -	42.707	107.5	48.263	118.1	45.040	116.9	2:16.010 (3)	78.58	1.036	10:39:08.534
10 -	42.461	107.2	48.454	119.4	44.879	118.5	2:15.794 (2)	78.70	0.820	10:41:24.328
11 -	42.953	104.8	48.269	119.1	45.203	116.9	2:16.425	78.34	1.451	10:43:40.753
12 -	<b>42.292</b>	106.1	<b>48.018</b>	119.4	<b>44.664</b>	116.7	<b>2:14.974 (1)</b>	<b>79.18</b>		<b>10:45:55.727</b>
13 -	44.629	76.2	51.393	111.2	46.979	114.3	2:23.001	74.74	8.027	10:48:18.728

Weather / Track : Cloudy / Dry

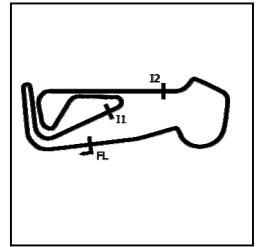
Snetterton 300  
Circuit Length = 2.9689 miles  
Start: 10:17 Flag 10:47 End: 10:49

# MCRCB BULLETIN TK016

## 2021 Bennetts British Superbike Championship - Round 7

### 2021 Honda British Talent Cup

#### FREE PRACTICE 1 - SECTOR ANALYSIS



SECTOR 1 = FL to I1, SECTOR 2 = I1 to I2, SECTOR 3 = I2 to FL, DIFF = Difference To Personal Best Lap, P = Crossed Finish Line in Pit Lane, D = Time Disallowed

<b>P28 51</b>		<b>Holly HARRIS</b>					Honda - MJL Racing				
IDEAL LAP TIME : 2:17.518		BEST LAP TIME : 2:17.813					DIFFERENCE : 0.295				
LAP		SECTOR 1	SECTOR 2		SECTOR 3		LAP TIME	MPH	DIFF	TIME OF DAY	
1 -	OUTLAP	96.5	53.147	118.3	48.409	115.7	2:34.304	69.26	16.491	10:20:30.577	
2 -		45.815	96.5	50.431	112.9	48.234	117.1	2:24.480	6.667	10:22:55.057	
3 -		44.947	102.2	49.864	115.7	47.752	116.7	2:22.563	4.750	10:25:17.620	
4 -		44.573	104.3	49.849	109.4	47.949	116.9	2:22.371	4.558	10:27:39.991	
5 -		44.082	105.3	49.642	111.2	IN PIT		3:45.490 <b>P</b>	1:27.677	10:31:25.481	
6 -	OUTLAP	103.4	49.998	112.0	48.555	116.3	2:29.057	71.70	11.244	10:33:54.538	
7 -		44.394	105.0	49.732	110.0	47.442	116.5	2:21.568	3.755	10:36:16.106	
8 -		44.814	106.0	48.985	111.8	46.879	116.7	2:20.678	2.865	10:38:36.784	
9 -		44.173	105.5	49.476	118.5	46.672	117.1	2:20.321	2.508	10:40:57.105	
10 -		43.522	103.7	48.681	<b>120.2</b>	46.410	117.9	2:18.613 <b>(3)</b>	0.800	10:43:15.718	
11 -		<b>43.146</b>	<b>107.3</b>	48.565	119.8	46.232	118.1	2:17.943 <b>(2)</b>	0.130	10:45:33.661	
12 -		43.441	107.2	<b>48.254</b>	120.0	<b>46.118</b>	<b>118.5</b>	<b>2:17.813 (1)</b>		<b>10:47:51.474</b>	

<b>P29 27</b>		<b>Ted WILKINSON</b>					Honda - RMB Racing				
IDEAL LAP TIME : 2:18.433		BEST LAP TIME : 2:20.038					DIFFERENCE : 1.605				
LAP		SECTOR 1	SECTOR 2		SECTOR 3		LAP TIME	MPH	DIFF	TIME OF DAY	
1 -	OUTLAP	86.8	52.082	102.9	55.138	114.1	2:42.966	65.58	22.928	10:21:05.787	
2 -		45.160	94.9	51.559	103.8	48.268	114.1	2:24.987	4.949	10:23:30.774	
3 -		44.351	102.2	51.948	111.6	48.240	112.5	2:24.539 <b>(3)</b>	4.501	10:25:55.313	
4 -		44.664	<b>103.0</b>	<b>48.671</b>	116.5	46.703	114.5	<b>2:20.038 (1)</b>	<b>76.32</b>	<b>10:28:15.351</b>	
5 -		46.002	69.3	51.988	118.5	<b>46.064</b>	<b>115.9</b>	2:24.054 <b>(2)</b>	4.016	10:30:39.405	

<b>P30 79</b>		<b>Harley McCABE</b>					Honda - MLav VisionTrack Academy				
IDEAL LAP TIME : 2:19.634		BEST LAP TIME :					DIFFERENCE :				
LAP		SECTOR 1	SECTOR 2		SECTOR 3		LAP TIME	MPH	DIFF	TIME OF DAY	
1 -	OUTLAP	103.4	49.857	119.4	<b>47.362</b>	<b>118.7</b>	2:25.706	73.35		10:20:22.343	

Weather / Track : Cloudy / Dry

# MCRCB BULLETIN TK017

## 2021 Bennetts British Superbike Championship - Round 7

### 2021 Honda British Talent Cup

#### FREE PRACTICE 1 - BEST SECTORS

SECTOR 1			SECTOR 2			SECTOR 3			IDEAL / BEST COMPARISON						
POS	NO	NAME	TIME	NO	NAME	TIME	NO	NAME	TIME	POS	NO	NAME	IDEAL	BEST	DIFF
													<b>PERFECT LAP</b>	<b>2:05.448</b>	
1	67	O'GORMAN	39.536	57	GARNESS	44.554	67	O'GORMAN	41.358	1	67	O'GORMAN	2:05.571	2:05.613	0.042
2	57	GARNESS	39.619	67	O'GORMAN	44.677	57	GARNESS	41.891	2	57	GARNESS	2:06.064	2:06.123	0.059
3	7	LYONS	39.732	7	LYONS	44.886	74	BROWN	41.934	3	7	LYONS	2:06.688	2:06.964	0.276
4	48	WALKER	39.795	74	BROWN	44.919	7	LYONS	42.070	4	74	BROWN	2:06.821	2:06.821	0.000
5	52	BELFORD	39.930	48	WALKER	45.050	48	WALKER	42.282	5	48	WALKER	2:07.127	2:07.495	0.368
6	74	BROWN	39.968	52	BELFORD	45.565	23	STEPHENSON	42.294	6	52	BELFORD	2:07.912	2:08.216	0.304
7	96	BANHAM	40.252	96	BANHAM	45.591	5	JOHNSON	42.400	7	15	CROSBY	2:08.434	2:08.868	0.434
8	15	CROSBY	40.261	29	BROWN	45.671	52	BELFORD	42.417	8	96	BANHAM	2:08.475	2:08.776	0.301
9	29	BROWN	40.333	15	CROSBY	45.699	15	CROSBY	42.474	9	23	STEPHENSON	2:08.591	2:08.595	0.004
10	23	STEPHENSON	40.504	53	VEIJER	45.704	24	BUCHANAN	42.505	10	29	BROWN	2:08.837	2:08.986	0.149
11	53	VEIJER	40.576	23	STEPHENSON	45.793	34	COOK	42.581	11	5	JOHNSON	2:08.893	2:09.230	0.337
12	5	JOHNSON	40.582	5	JOHNSON	45.911	96	BANHAM	42.632	12	53	VEIJER	2:08.967	2:09.411	0.444
13	24	BUCHANAN	40.627	40	CORREA	46.028	53	VEIJER	42.687	13	24	BUCHANAN	2:09.275	2:09.275	0.000
14	65	ROWAN	40.847	24	BUCHANAN	46.143	29	BROWN	42.833	14	34	COOK	2:10.054	2:10.170	0.116
15	4	MOUNSEY	40.988	4	MOUNSEY	46.275	33	CUNNINGHAM	42.893	15	40	CORREA	2:10.353	2:10.755	0.402
16	40	CORREA	40.990	34	COOK	46.380	4	MOUNSEY	43.146	16	4	MOUNSEY	2:10.409	2:10.409	0.000
17	66	DOBSON	41.073	33	CUNNINGHAM	46.551	55	DESSOY	43.201	17	33	CUNNINGHAM	2:10.576	2:10.598	0.022
18	34	COOK	41.093	65	ROWAN	46.576	12	BANNISTER	43.217	18	65	ROWAN	2:10.762	2:11.037	0.275
19	33	CUNNINGHAM	41.132	66	DOBSON	46.709	40	CORREA	43.335	19	12	BANNISTER	2:11.272	2:11.272	0.000
20	41	HOPKINS	41.266	12	BANNISTER	46.762	65	ROWAN	43.339	20	41	HOPKINS	2:11.403	2:11.647	0.244
21	55	DESSOY	41.291	41	HOPKINS	46.788	41	HOPKINS	43.349	21	55	DESSOY	2:11.419	2:11.452	0.033
22	12	BANNISTER	41.293	55	DESSOY	46.927	22	EAGLE	43.762	22	66	DOBSON	2:11.712	2:11.974	0.262
23	44	HILL	41.519	22	EAGLE	47.003	66	DOBSON	43.930	23	22	EAGLE	2:12.374	2:12.466	0.092
24	2	COATES	41.533	2	COATES	47.060	2	COATES	43.973	24	2	COATES	2:12.566	2:12.575	0.009
25	22	EAGLE	41.609	61	MACKAY	47.302	44	HILL	44.377	25	44	HILL	2:13.352	2:13.524	0.172
26	61	MACKAY	41.736	44	HILL	47.456	99	WILLIS	44.664	26	61	MACKAY	2:13.764	2:13.895	0.131
27	99	WILLIS	42.292	79	McCABE	47.802	61	MACKAY	44.726	27	99	WILLIS	2:14.974	2:14.974	0.000
28	51	HARRIS	43.146	99	WILLIS	48.018	27	WILKINSON	46.064	28	51	HARRIS	2:17.518	2:17.813	0.295
29	27	WILKINSON	43.698	51	HARRIS	48.254	51	HARRIS	46.118	29	27	WILKINSON	2:18.433	2:20.038	1.605
30	79	McCABE	44.470	27	WILKINSON	48.671	79	McCABE	47.362	30	79	McCABE	2:19.634		

Weather / Track : Cloudy / Dry

Results can be found at [www.tsl-timing.com](http://www.tsl-timing.com)

Snetterton 300

Circuit Length = 2.9689 miles

Start: 10:17 Flag 10:47 End: 10:49

Printed - 10:55 Friday, 03 September 2021

**MCRCB BULLETIN TK018****2021 Bennetts British Superbike Championship - Round 7****2021 Honda British Talent Cup****FREE PRACTICE 1 - BEST SPEEDS**

POS	INTERMEDIATE 1			INTERMEDIATE 2			FINISH LINE		
	NO	NAME	MPH	NO	NAME	MPH	NO	NAME	MPH
1	57	GARNESS	115.1	57	GARNESS	128.5	57	GARNESS	124.9
2	67	O'GORMAN	112.0	52	BELFORD	126.8	65	ROWAN	122.9
3	40	CORREA	111.8	65	ROWAN	126.1	67	O'GORMAN	122.0
4	74	BROWN	111.2	67	O'GORMAN	125.9	48	WALKER	121.1
5	52	BELFORD	111.1	74	BROWN	125.9	52	BELFORD	121.1
6	65	ROWAN	111.1	48	WALKER	124.7	53	VEIJER	120.9
7	53	VEIJER	110.9	53	VEIJER	124.5	74	BROWN	120.4
8	48	WALKER	110.3	4	MOUNSEY	124.5	61	MACKAY	120.4
9	4	MOUNSEY	110.3	7	LYONS	124.2	40	CORREA	120.2
10	7	LYONS	109.8	15	CROSBY	124.0	23	STEPHENSON	119.8
11	23	STEPHENSON	109.4	44	HILL	124.0	34	COOK	119.8
12	61	MACKAY	108.9	12	BANNISTER	123.3	66	DOBSON	119.8
13	96	BANHAM	108.7	96	BANHAM	123.1	7	LYONS	119.4
14	66	DOBSON	108.7	34	COOK	123.1	4	MOUNSEY	118.9
15	15	CROSBY	108.2	23	STEPHENSON	122.6	41	HOPKINS	118.7
16	29	BROWN	108.2	40	CORREA	122.6	99	WILLIS	118.7
17	99	WILLIS	108.2	61	MACKAY	122.4	79	McCABE	118.7
18	79	McCABE	108.0	99	WILLIS	122.2	51	HARRIS	118.5
19	44	HILL	107.8	79	McCABE	122.2	15	CROSBY	118.3
20	2	COATES	107.7	66	DOBSON	122.0	22	EAGLE	117.9
21	34	COOK	107.3	41	HOPKINS	121.3	96	BANHAM	117.7
22	12	BANNISTER	107.3	22	EAGLE	121.1	12	BANNISTER	117.5
23	51	HARRIS	107.3	29	BROWN	120.6	55	DESSOY	117.3
24	33	CUNNINGHAM	107.2	33	CUNNINGHAM	120.6	44	HILL	116.3
25	41	HOPKINS	107.2	27	WILKINSON	120.4	5	JOHNSON	116.1
26	5	JOHNSON	107.0	55	DESSOY	120.2	33	CUNNINGHAM	116.1
27	22	EAGLE	106.6	51	HARRIS	120.2	2	COATES	115.9
28	24	BUCHANAN	106.3	5	JOHNSON	119.6	27	WILKINSON	115.9
29	55	DESSOY	105.8	2	COATES	119.6	29	BROWN	115.7
30	27	WILKINSON	103.0	24	BUCHANAN	118.7	24	BUCHANAN	115.3

Weather / Track : Cloudy / Dry

Results can be found at [www.tsl-timing.com](http://www.tsl-timing.com)Snetterton 300  
Circuit Length = 2.9689 miles  
Start: 10:17 Flag 10:47 End: 10:49

Printed - 10:56 Friday, 03 September 2021



# MCRCB BULLETIN TK019

## 2021 Bennetts British Superbike Championship - Round 7

### 2021 Honda British Talent Cup

#### FREE PRACTICE 1 - STATISTICS

<b>Competitors Started</b>	30
<b>Planned Start</b>	2021-09-03 @ 10:15:00.000
<b>Actual Start</b>	2021-09-03 @ 10:17:02.000
<b>Finish Time</b>	2021-09-03 @ 10:47:02.000
<b>Track Length</b>	2.9689mi.
<b>Total Laps</b>	360
<b>Total Distance Covered</b>	1068.8081mi.

#### Session Fastest Lap History

NO	NAME	LAP TIME	TIME OF DAY	LAP	VEHICLE
5	Mason JOHNSON	2:15.150	10:21:45.195	2	Honda
24	Cormac BUCHANAN	2:14.110	10:21:49.279	2	Honda
15	Harrison CROSBY	2:12.299	10:22:14.203	2	Honda
96	Rossi BANHAM	2:10.668	10:22:21.890	2	Honda
7	Jamie LYONS	2:09.758	10:24:31.752	3	Honda
7	Jamie LYONS	2:08.907	10:26:40.658	4	Honda
96	Rossi BANHAM	2:08.776	10:28:50.003	5	Honda
67	Casey O'GORMAN	2:08.437	10:30:40.433	6	Honda
67	Casey O'GORMAN	2:08.337	10:32:48.768	7	Honda
67	Casey O'GORMAN	2:07.795	10:34:56.564	8	Honda
67	Casey O'GORMAN	2:07.191	10:39:13.290	10	Honda
67	Casey O'GORMAN	2:06.385	10:43:27.403	12	Honda
67	Casey O'GORMAN	2:06.300	10:45:33.691	13	Honda
57	Johnny GARNES	2:06.123	10:46:54.266	13	Honda
67	Casey O'GORMAN	2:05.613	10:47:39.317	14	Honda

#### Flag History

TYPE	TIME OF DAY
GREEN	10:17:02.000
FINISH	10:47:02.000

#### Flag Statistics

TYPE	COUNT	TOTAL LAPS	TOTAL TIME
Green	1	14	32:24.645
Red	0	0	0.000
Safety Car	0	0	0.000
FCY	0	0	0.000

Weather / Track : Cloudy / Dry

Results can be found at [www.tsl-timing.com](http://www.tsl-timing.com)

Snetterton 300  
Circuit Length = 2.9689 miles  
Start: 10:17 Flag 10:47 End: 10:49

Printed - 10:56 Friday, 03 September 2021

# MCRCB BULLETIN TK020

## 2021 Bennetts British Superbike Championship - Round 7

### 2021 Honda British Talent Cup

#### FREE PRACTICE 1 - SESSION NOTES

TIME	MESSAGE
10:21:24	#52 NO WORKING TRANSPONDER
10:23:09	NO. 79 FALLER AT T9 NELSON - RIDER OK
10:33:18	NO. 27 FALLER AT T9 NELSON - RIDER OK
10:36:24	NO.29 FALLER AT T2 WILSON - RIDER OK

Weather / Track : Cloudy / Dry

Results can be found at [www.tsl-timing.com](http://www.tsl-timing.com)

Snetterton 300  
Circuit Length = 2.9689 miles  
Start: 10:17 Flag 10:47 End: 10:49

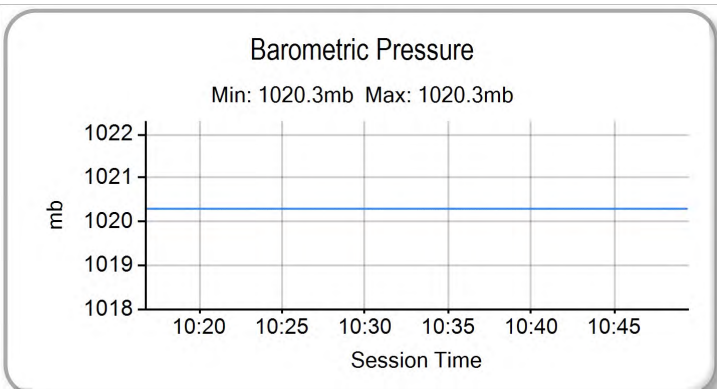
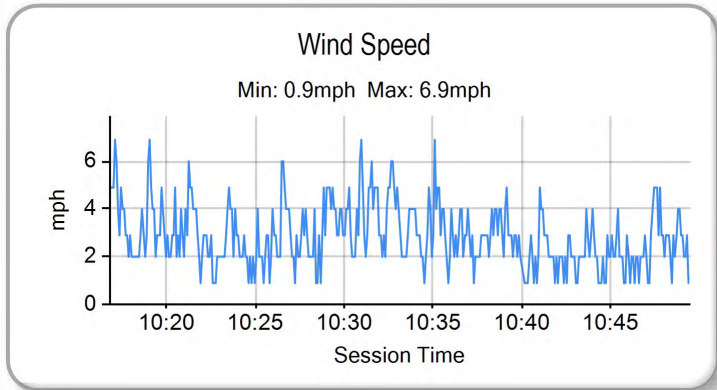
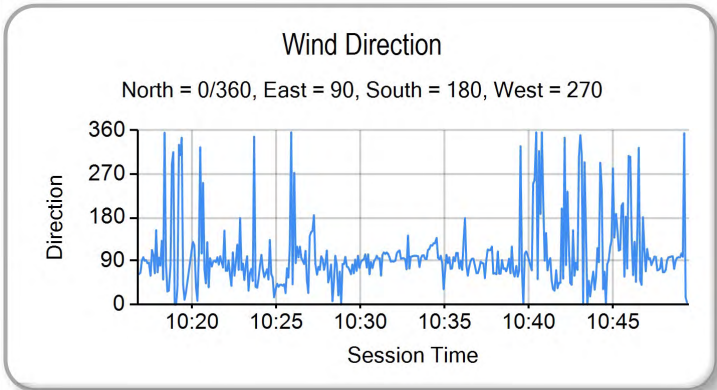
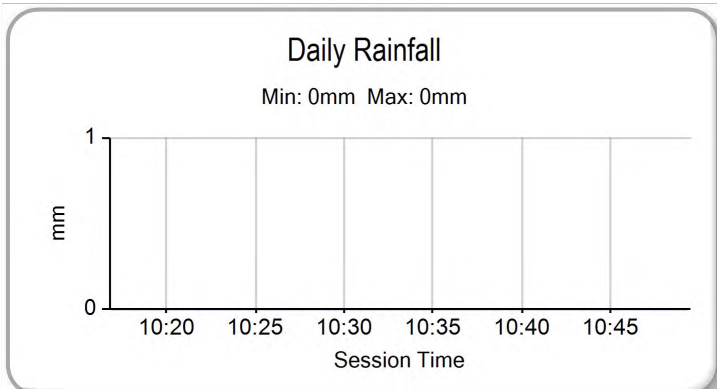
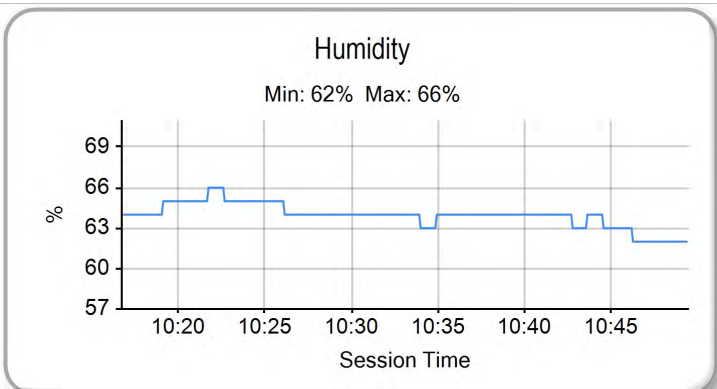
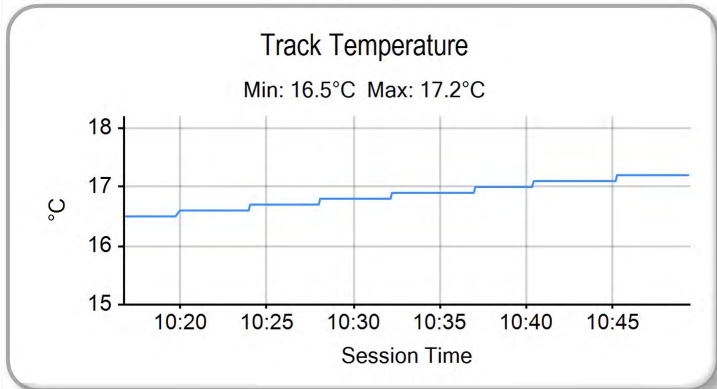
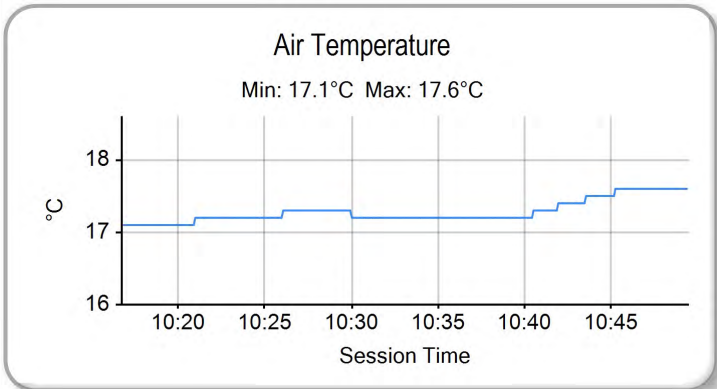
Printed - 10:56 Friday, 03 September 2021

# MCRCB BULLETIN TK021

## 2021 Bennetts British Superbike Championship - Round 7

### 2021 Honda British Talent Cup

#### FREE PRACTICE 1 - WEATHER CONDITIONS



Weather / Track : Cloudy / Dry

Results can be found at [www.tsl-timing.com](http://www.tsl-timing.com)

Snetterton 300  
Circuit Length = 2.9689 miles  
Start: 10:17 Flag 10:47 End: 10:49

Printed - 10:57 Friday, 03 September 2021

## FREE PRACTICE 2 - CLASSIFICATION

POS	NO	NAME	NAT	ENTRY	TIME	ON	LAPS	GAP	DIFF	MPH
1	57	Johnny GARNES	GBR	Honda - City Lifting by RS Racing	2:03.898	9	11			86.26
2	67	Casey O'GORMAN	GBR	Honda - Microlise Cresswell Racing	2:04.426	12	14	0.528	0.528	85.89
3	48	Ollie WALKER	GBR	Honda - Moto Rapido / SP125 Racing	2:06.086	13	13	2.188	1.660	84.76
4	24	Cormac BUCHANAN	NZL	Honda - Microlise Cresswell Racing	2:06.315	13	13	2.417	0.229	84.61
5	7	Jamie LYONS	GBR	Honda - C&M Motors Ltd / Tooltec Racing	2:06.664	13	13	2.766	0.349	84.38
6	74	Carter BROWN	GBR	Honda - City Lifting by RS Racing	2:07.040	11	11	3.142	0.376	84.13
7	52	Evan BELFORD	GBR	Honda - City Lifting by RS Racing	2:07.069	11	11	3.171	0.029	84.11
8	53	Kiyano VEIJER	NLD	Honda - Microlise Cresswell Racing	2:07.175	11	14	3.277	0.106	84.04
9	15	Harrison CROSBY	GBR	Honda - Banks Racing	2:07.378	3	12	3.480	0.203	83.90
10	34	James COOK	GBR	Honda - Wilson Racing	2:07.380	11	13	3.482	0.002	83.90
11	4	Sullivan MOUNSEY	GBR	Honda - iForce Lloyd & Jones	2:07.448	12	14	3.550	0.068	83.86
12	23	Rhys STEPHENSON	GBR	Honda - Rocket Racing	2:07.661	4	5	3.763	0.213	83.72
13	55	Harrison DESSOY	GBR	Honda - Thorneycroft56 Racing	2:07.877	13	13	3.979	0.216	83.58
14	96	Rossi BANHAM	GBR	Honda - MJL Racing	2:08.030	3	5	4.132	0.153	83.48
15	12	Josh BANNISTER	GBR	Honda - Dunsley Heat Racing	2:08.331	4	14	4.433	0.301	83.28
16	40	Julian CORREA	USA	Honda - Microlise Cresswell Racing	2:08.744	11	13	4.846	0.413	83.01
17	5	Mason JOHNSON	GBR	Honda - Johnson Racing	2:09.033	2	2	5.135	0.289	82.83
18	41	Luca HOPKINS	GBR	Honda - Wilson Racing	2:09.333	14	14	5.435	0.300	82.64
19	29	Lucas BROWN	GBR	Honda - Amphibian Scaffolding / SP125 Racing	2:09.505	11	11	5.607	0.172	82.53
20	33	JJ CUNNINGHAM	GBR	Honda - Thorneycroft56 / JCRsupersport	2:09.816	14	14	5.918	0.311	82.33
21	66	Rossi DOBSON	GBR	Honda - WM Racing	2:11.089	14	14	7.191	1.273	81.53
22	65	Alexander ROWAN	GBR	Honda - Victoria House Mortimer Racing	2:11.190	14	14	7.292	0.101	81.47
23	61	Harrison MACKAY	GBR	Honda - True Heroes Racing / Super Soco	2:11.596	11	14	7.698	0.406	81.21
24	79	Harley McCABE	GBR	Honda - MLav VisionTrack Academy	2:11.821	10	14	7.923	0.225	81.08
25	22	Anthony EAGLE	UZB	Honda - Microlise Cresswell Racing	2:12.478	8	13	8.580	0.657	80.67
26	44	Lucas HILL	GBR	Honda - Ashcourt Racing	2:12.992	13	13	9.094	0.514	80.36
27	2	Rhys COATES	GBR	Honda - Ernie Coates Race Support / SP125 Racing	2:13.170	8	13	9.272	0.178	80.25
28	27	Ted WILKINSON	GBR	Honda - RMB Racing	2:13.546	13	13	9.648	0.376	80.03
29	99	Peter WILLIS	GBR	Honda - WM Racing	2:13.794	12	14	9.896	0.248	79.88
30	51	Holly HARRIS	GBR	Honda - MJL Racing	2:14.071	11	14	10.173	0.277	79.71

QUALIFYING LAPTIME (110.0% of 2:03.898) = 2:16.287

Weather / Track : Cloudy / Dry

These results are provisional until the conclusion of any judicial and technical matters.

Snetterton 300

Circuit Length = 2.9689 miles

Start: 15:05 Flag 15:35 End: 15:37

Race Director : Stuart Higgs	Stewards :	Timekeeper : Richard Evans
------------------------------	------------	----------------------------

Results can be found at [www.britishsuperbike.com](http://www.britishsuperbike.com)

Printed - 15:38 Friday, 03 September 2021

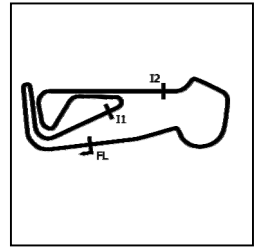


# MCRCB BULLETIN TK067

## 2021 Bennetts British Superbike Championship - Round 7

### 2021 Honda British Talent Cup

## FREE PRACTICE 2 - SECTOR ANALYSIS



SECTOR 1 = FL to I1, SECTOR 2 = I1 to I2, SECTOR 3 = I2 to FL, DIFF = Difference To Personal Best Lap, P = Crossed Finish Line in Pit Lane, D = Time Disallowed

P1		57		Johnny GARNESS			Honda - City Lifting by RS Racing						
IDEAL LAP TIME :		2:03.653		BEST LAP TIME :			2:03.898		DIFFERENCE :			0.245	
LAP	SECTOR 1	SECTOR 2	SECTOR 3	LAP TIME	MPH	DIFF	TIME OF DAY						
1 -	OUTLAP	111.1	45.307	128.3	41.672	121.5	2:12.064	80.93	8.166	15:07:17.080			
2 -	39.594	113.7	44.495	<b>128.5</b>	41.244	122.4	2:05.333	85.27	1.435	15:09:22.413			
3 -	39.588	113.9	44.648	126.8	41.268	123.3	2:05.504	85.16	1.606	15:11:27.917			
4 -	39.336	113.7	44.234	126.6	40.917	<b>124.7</b>	2:04.487	85.85	0.589	15:13:32.404			
5 -	39.199	113.9	44.395	126.1	41.010	123.1	2:04.604	85.77	0.706	15:15:37.008			
6 -	39.411	113.7	44.655	126.6	IN PIT		4:56.219	<b>P</b>	36.08	2:52.321	15:20:33.227		
7 -	OUTLAP	113.1	44.903	126.8	41.628	123.8	2:14.538	79.44	10.640	15:22:47.765			
8 -	39.316	<b>114.1</b>	44.233	127.3	40.833	124.0	2:04.382	<b>(2)</b>	85.92	0.484	15:24:52.147		
9 -	39.137	113.1	<b>44.024</b>	127.5	40.737	123.5	<b>2:03.898</b>	<b>(1)</b>	<b>86.26</b>		<b>15:26:56.045</b>		
10 -	39.259	111.4	44.433	128.3	40.772	122.6	2:04.464	<b>(3)</b>	85.87	0.566	15:29:00.509		
11 -	39.083	113.3	44.968	127.3	<b>40.581</b>	123.3	2:04.632	85.75	0.734	15:31:05.141			

P2		67		Casey O'GORMAN			Honda - Microlise Cresswell Racing						
IDEAL LAP TIME :		2:04.143		BEST LAP TIME :			2:04.426		DIFFERENCE :			0.283	
LAP	SECTOR 1	SECTOR 2	SECTOR 3	LAP TIME	MPH	DIFF	TIME OF DAY						
1 -	OUTLAP	109.4	46.141	122.9	42.487	119.8	2:14.534	79.44	10.108	15:08:17.780			
2 -	40.225	110.1	45.377	<b>125.2</b>	41.850	120.9	2:07.452	83.85	3.026	15:10:25.232			
3 -	40.333	108.0	44.959	122.6	42.759	121.7	2:08.051	83.46	3.625	15:12:33.283			
4 -	39.570	110.3	44.778	123.1	41.340	120.6	2:05.688	85.03	1.262	15:14:38.971			
5 -	39.397	110.9	45.268	120.6	44.447	120.9	2:09.112	82.78	4.686	15:16:48.083			
6 -	39.331	110.9	45.405	122.4	42.922	121.1	2:07.658	83.72	3.232	15:18:55.741			
7 -	39.528	110.3	47.000	124.5	41.591	120.6	2:08.119	83.42	3.693	15:21:03.860			
8 -	39.698	109.8	45.930	123.1	41.538	120.4	2:07.166	84.04	2.740	15:23:11.026			
9 -	39.383	112.2	44.819	122.9	41.072	119.1	2:05.274	85.31	0.848	15:25:16.300			
10 -	39.895	108.4	44.401	123.8	41.001	119.8	2:05.297	85.30	0.871	15:27:21.597			
11 -	39.436	110.1	44.408	124.0	40.801	119.4	2:04.645	<b>(3)</b>	85.74	0.219	15:29:26.242		
12 -	<b>39.121</b>	<b>112.4</b>	<b>44.325</b>	<b>125.2</b>	40.980	<b>122.6</b>	<b>2:04.426</b>	<b>(1)</b>	<b>85.89</b>		<b>15:31:30.668</b>		
13 -	39.370	109.8	44.373	122.6	40.909	119.8	2:04.652	85.74	0.226	15:33:35.320			
14 -	39.420	108.2	44.406	123.3	<b>40.697</b>	118.9	2:04.523	<b>(2)</b>	85.83	0.097	15:35:39.843		

P3		48		Ollie WALKER			Honda - Moto Rapido / SP125 Racing						
IDEAL LAP TIME :		2:05.970		BEST LAP TIME :			2:06.086		DIFFERENCE :			0.116	
LAP	SECTOR 1	SECTOR 2	SECTOR 3	LAP TIME	MPH	DIFF	TIME OF DAY						
1 -	OUTLAP	101.2	46.747	121.7	43.623	117.7	2:16.667	78.20	10.581	15:08:33.276			
2 -	40.418	108.4	45.369	122.2	42.552	119.4	2:08.339	83.28	2.253	15:10:41.615			
3 -	39.958	<b>111.4</b>	45.291	121.3	42.390	119.6	2:07.639	83.73	1.553	15:12:49.254			
4 -	39.571	109.1	45.337	120.0	42.399	119.1	2:07.307	83.95	1.221	15:14:56.561			
5 -	39.956	107.0	45.837	120.6	IN PIT		3:43.138	<b>P</b>	47.89	1:37.052	15:18:39.699		
6 -	OUTLAP	106.8	45.530	123.1	42.556	<b>120.6</b>	2:14.538	79.44	8.452	15:20:54.237			
7 -	39.934	109.8	45.353	<b>123.8</b>	42.301	118.7	2:07.588	83.77	1.502	15:23:01.825			
8 -	39.831	110.9	45.024	121.3	42.217	118.3	2:07.072	84.11	0.986	15:25:08.897			
9 -	39.786	108.7	45.138	122.4	42.095	118.7	2:07.019	<b>(3)</b>	84.14	0.933	15:27:15.916		
10 -	40.146	111.1	45.036	122.4	<b>41.696</b>	118.1	2:06.878	<b>(2)</b>	84.23	0.792	15:29:22.794		
11 -	39.622	110.0	45.309	120.4	42.437	117.1	2:07.368	83.91	1.282	15:31:30.162			
12 -	40.014	110.7	45.077	122.6	42.326	118.1	2:07.417	83.88	1.331	15:33:37.579			
13 -	<b>39.464</b>	109.6	<b>44.810</b>	121.5	41.812	117.9	<b>2:06.086</b>	<b>(1)</b>	<b>84.76</b>		<b>15:35:43.665</b>		

Weather / Track : Cloudy / Dry

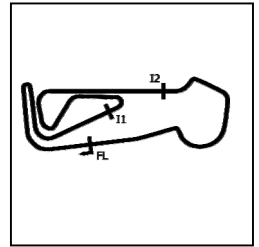
Snetterton 300  
Circuit Length = 2.9689 miles  
Start: 15:05 Flag 15:35 End: 15:37

# MCRCB BULLETIN TK067

## 2021 Bennetts British Superbike Championship - Round 7

### 2021 Honda British Talent Cup

### FREE PRACTICE 2 - SECTOR ANALYSIS



SECTOR 1 = FL to I1, SECTOR 2 = I1 to I2, SECTOR 3 = I2 to FL, DIFF = Difference To Personal Best Lap, P = Crossed Finish Line in Pit Lane, D = Time Disallowed

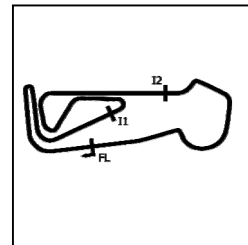
<b>P4 24</b>		<b>Cormac BUCHANAN</b>					Honda - Microlise Cresswell Racing				
IDEAL LAP TIME : 2:06.177		BEST LAP TIME : 2:06.315					DIFFERENCE : 0.138				
LAP	SECTOR 1	SECTOR 2		SECTOR 3		LAP TIME	MPH	DIFF	TIME OF DAY		
1 -	OUTLAP	102.4	48.031	108.7	45.969	114.7	2:24.550	73.94	18.235	15:07:53.307	
2 -	40.337	106.0	45.858	119.8	42.308	116.1	2:08.503	83.17	2.188	15:10:01.810	
3 -	40.067	107.0	45.819	118.7	IN PIT		2:25.089 <b>P</b>	73.66	18.774	15:12:26.899	
4 -	OUTLAP	103.2	46.139	117.5	42.011	115.9	2:20.250	76.20	13.935	15:14:47.149	
5 -	40.685	105.5	45.780	117.3	42.653	115.3	2:09.118	82.77	2.803	15:16:56.267	
6 -	40.458	105.0	45.739	118.1	41.976	<b>116.9</b>	2:08.173	83.38	1.858	15:19:04.440	
7 -	40.227	105.6	<b>45.111</b>	<b>122.2</b>	IN PIT		4:29.462 <b>P</b>	39.66	2:23.147	15:23:33.902	
8 -	OUTLAP	105.6	46.453	116.7	41.965	114.5	2:16.716	78.17	10.401	15:25:50.618	
9 -	40.433	104.6	45.296	118.7	41.682	114.5	2:07.411 <b>(3)</b>	83.88	1.096	15:27:58.029	
10 -	40.038	106.6	45.169	116.7	41.576	115.1	2:06.783 <b>(2)</b>	84.30	0.468	15:30:04.812	
11 -	<b>39.803</b>	107.2	46.628	117.7	41.918	114.7	2:08.349	83.27	2.034	15:32:13.161	
12 -	39.846	<b>107.5</b>	46.814	117.3	42.197	114.3	2:08.857	82.94	2.542	15:34:22.018	
<b>13 -</b>	39.899	104.5	45.153	117.9	<b>41.263</b>	114.9	<b>2:06.315 (1)</b>	<b>84.61</b>		<b>15:36:28.333</b>	

<b>P5 7</b>		<b>Jamie LYONS</b>					Honda - C&M Motors Ltd / Tooltec Racing				
IDEAL LAP TIME : 2:06.134		BEST LAP TIME : 2:06.664					DIFFERENCE : 0.530				
LAP	SECTOR 1	SECTOR 2		SECTOR 3		LAP TIME	MPH	DIFF	TIME OF DAY		
1 -	OUTLAP	107.3	46.171	122.6	42.780	116.3	2:19.977	76.35	13.313	15:08:18.204	
2 -	40.143	<b>110.0</b>	45.146	<b>124.2</b>	41.971	<b>119.6</b>	2:07.260	83.98	0.596	15:10:25.464	
3 -	39.996	109.4	<b>44.986</b>	121.7	42.032	117.3	2:07.014 <b>(3)</b>	84.14	0.350	15:12:32.478	
4 -	41.111	109.4	45.104	122.2	<b>41.630</b>	117.1	2:07.845	83.60	1.181	15:14:40.323	
5 -	39.801	109.8	45.244	122.9	41.833	119.1	2:06.878 <b>(2)</b>	84.23	0.214	15:16:47.201	
6 -	39.950	108.7	45.612	123.3	41.977	117.7	2:07.539	83.80	0.875	15:18:54.740	
7 -	<b>39.518</b>	108.9	45.126	122.2	42.484	116.3	2:07.128	84.07	0.464	15:21:01.868	
8 -	39.623	108.7	57.615	105.5	IN PIT		3:15.914 <b>P</b>	54.55	1:09.250	15:24:17.782	
9 -	OUTLAP	106.6	46.567	120.2	42.670	116.5	2:14.510	79.45	7.846	15:26:32.292	
10 -	40.071	108.0	45.364	121.1	42.238	115.5	2:07.673	83.71	1.009	15:28:39.965	
11 -	39.885	108.5	45.375	118.9	43.306	116.1	2:08.566	83.13	1.902	15:30:48.531	
12 -	41.197	98.3	50.903	93.4	43.275	116.3	2:15.375	78.95	8.711	15:33:03.906	
<b>13 -</b>	39.845	107.5	44.996	120.4	41.823	116.5	<b>2:06.664 (1)</b>	<b>84.38</b>		<b>15:35:10.570</b>	

<b>P6 74</b>		<b>Carter BROWN</b>					Honda - City Lifting by RS Racing				
IDEAL LAP TIME : 2:07.040		BEST LAP TIME : 2:07.040					DIFFERENCE : 0.000				
LAP	SECTOR 1	SECTOR 2		SECTOR 3		LAP TIME	MPH	DIFF	TIME OF DAY		
1 -	OUTLAP	107.2	46.113	122.2	42.600	115.3	2:14.430	79.50	7.390	15:07:19.083	
2 -	40.800	108.2	45.438	121.5	42.393	115.1	2:08.631 <b>(3)</b>	83.09	1.591	15:09:27.714	
3 -	41.017	<b>110.0</b>	45.327	<b>125.2</b>	43.020	116.9	2:09.364	82.62	2.324	15:11:37.078	
4 -	41.303	99.5	46.227	120.2	43.143	117.1	2:10.673	81.79	3.633	15:13:47.751	
5 -	40.518	108.4	45.500	121.3	42.151	116.5	2:08.169 <b>(2)</b>	83.39	1.129	15:15:55.920	
6 -	41.174	104.2	46.525	118.5	IN PIT		8:25.151 <b>P</b>	21.15	6:18.111	15:24:21.071	
7 -	OUTLAP	101.3	48.080	120.0	43.458	116.5	2:23.264	74.60	16.224	15:26:44.335	
8 -	41.751	107.0	46.266	122.4	42.280	116.7	2:10.297	82.02	3.257	15:28:54.632	
9 -	40.795	95.7	49.660	122.0	42.946	118.7	2:13.401	80.11	6.361	15:31:08.033	
10 -	40.937	107.7	45.778	123.1	42.593	117.9	2:09.308	82.65	2.268	15:33:17.341	
<b>11 -</b>	<b>40.243</b>	108.2	<b>44.994</b>	124.5	<b>41.803</b>	<b>118.9</b>	<b>2:07.040 (1)</b>	<b>84.13</b>		<b>15:35:24.381</b>	



## FREE PRACTICE 2 - SECTOR ANALYSIS



SECTOR 1 = FL to I1, SECTOR 2 = I1 to I2, SECTOR 3 = I2 to FL, DIFF = Difference To Personal Best Lap, P = Crossed Finish Line in Pit Lane, D = Time Disallowed

P7 52		Evan BELFORD					Honda - City Lifting by RS Racing				
IDEAL LAP TIME : 2:07.069		BEST LAP TIME : 2:07.069					DIFFERENCE : 0.000				
LAP	SECTOR 1	SECTOR 2		SECTOR 3		LAP TIME	MPH	DIFF	TIME OF DAY		
1 -	OUTLAP	107.2	46.990	<b>125.2</b>	42.968	117.7	2:16.215	78.46	9.146	15:07:20.087	
2 -	40.340	<b>110.5</b>	45.699	124.7	42.190	117.9	2:08.229	83.35	1.160	15:09:28.316	
3 -	40.056	109.8	45.452	122.9	42.263	118.3	2:07.771 (3)	83.65	0.702	15:11:36.087	
4 -	42.470	105.6	46.046	123.1	42.750	<b>120.4</b>	2:11.266	81.42	4.197	15:13:47.353	
5 -	40.104	109.2	45.449	121.1	42.050	118.3	2:07.603 (2)	83.76	0.534	15:15:54.956	
6 -	42.349	100.3	46.193	120.6	IN PIT		8:27.048 P	21.07	6:19.979	15:24:22.004	
7 -	OUTLAP	104.2	48.881	108.5	44.765	117.1	2:21.693	75.43	14.624	15:26:43.697	
8 -	41.511	107.7	46.312	120.9	42.662	116.9	2:10.485	81.91	3.416	15:28:54.182	
9 -	40.526	100.6	50.323	122.2	42.800	117.9	2:13.649	79.97	6.580	15:31:07.831	
10 -	40.381	107.7	46.445	119.8	42.490	117.3	2:09.316	82.65	2.247	15:33:17.147	
11 -	<b>39.948</b>	108.2	<b>45.302</b>	121.3	<b>41.819</b>	117.5	<b>2:07.069 (1)</b>	<b>84.11</b>		<b>15:35:24.216</b>	

P8 53		Kiyano VEIJER					Honda - Microlise Cresswell Racing				
IDEAL LAP TIME : 2:07.025		BEST LAP TIME : 2:07.175					DIFFERENCE : 0.150				
LAP	SECTOR 1	SECTOR 2		SECTOR 3		LAP TIME	MPH	DIFF	TIME OF DAY		
1 -	OUTLAP	106.5	47.089	124.9	43.975	119.8	2:19.967	76.36	12.792	15:07:58.258	
2 -	40.833	108.9	45.649	<b>125.6</b>	42.588	121.1	2:09.070	82.80	1.895	15:10:07.328	
3 -	40.619	109.1	45.385	124.7	42.633	121.7	2:08.637	83.08	1.462	15:12:15.965	
4 -	40.726	106.3	46.638	122.6	42.799	119.1	2:10.163	82.11	2.988	15:14:26.128	
5 -	40.140	108.5	45.637	122.4	42.529	120.2	2:08.306	83.30	1.131	15:16:34.434	
6 -	42.969	95.5	49.663	121.3	45.976	119.1	2:18.608	77.11	11.433	15:18:53.042	
7 -	42.363	108.0	47.064	123.8	42.406	120.9	2:11.833	81.07	4.658	15:21:04.875	
8 -	40.066	110.7	45.815	<b>125.6</b>	42.202	<b>123.3</b>	2:08.083 (2)	83.44	0.908	15:23:12.958	
9 -	40.072	108.7	45.756	124.0	42.412	120.2	2:08.240	83.34	1.065	15:25:21.198	
10 -	40.396	108.5	45.558	123.8	42.821	119.6	2:08.775	82.99	1.600	15:27:29.973	
11 -	40.059	<b>111.4</b>	<b>45.097</b>	123.5	42.019	121.3	<b>2:07.175 (1)</b>	<b>84.04</b>		<b>15:29:37.148</b>	
12 -	<b>39.916</b>	107.8	46.143	121.3	42.840	120.2	2:08.899	82.91	1.724	15:31:46.047	
13 -	40.137	109.4	46.317	121.3	43.061	119.1	2:09.515	82.52	2.340	15:33:55.562	
14 -	40.820	109.4	45.292	123.1	<b>42.012</b>	119.4	2:08.124 (3)	83.41	0.949	15:36:03.686	

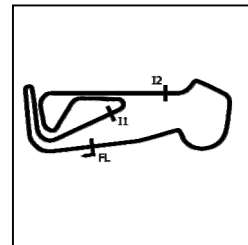
P9 15		Harrison CROSBY					Honda - Banks Racing				
IDEAL LAP TIME : 2:07.005		BEST LAP TIME : 2:07.378					DIFFERENCE : 0.373				
LAP	SECTOR 1	SECTOR 2		SECTOR 3		LAP TIME	MPH	DIFF	TIME OF DAY		
1 -	OUTLAP	103.2	48.242	122.6	43.278	117.3	2:17.770	77.57	10.392	15:07:24.045	
2 -	40.285	<b>109.4</b>	45.596	<b>124.7</b>	42.213	117.1	2:08.094	83.43	0.716	15:09:32.139	
3 -	40.162	107.8	45.210	122.4	<b>42.006</b>	118.1	<b>2:07.378 (1)</b>	<b>83.90</b>		<b>15:11:39.517</b>	
4 -	39.990	107.8	45.132	124.5	42.443	118.3	2:07.565 (2)	83.78	0.187	15:13:47.082	
5 -	40.079	107.7	45.951	116.7	44.984	118.1	2:11.014	81.57	3.636	15:15:58.096	
6 -	<b>39.956</b>	104.5	45.709	122.2	IN PIT		6:52.356 P	25.91	4:44.978	15:22:50.452	
7 -	OUTLAP	102.6	46.251	120.6	42.702	117.5	2:14.993	79.17	7.615	15:25:05.445	
8 -	40.279	106.8	45.482	123.8	42.615	116.5	2:08.376	83.25	0.998	15:27:13.821	
9 -	40.479	108.0	45.435	121.5	42.219	116.5	2:08.133	83.41	0.755	15:29:21.954	
10 -	40.432	107.5	45.552	123.5	42.451	<b>118.7</b>	2:08.435	83.21	1.057	15:31:30.389	
11 -	40.281	109.2	<b>45.043</b>	124.5	42.555	116.9	2:07.879	83.57	0.501	15:33:38.268	
12 -	40.197	105.6	45.223	122.9	42.249	117.3	2:07.669 (3)	83.71	0.291	15:35:45.937	

# MCRCB BULLETIN TK067

## 2021 Bennetts British Superbike Championship - Round 7

### 2021 Honda British Talent Cup

#### FREE PRACTICE 2 - SECTOR ANALYSIS



SECTOR 1 = FL to I1, SECTOR 2 = I1 to I2, SECTOR 3 = I2 to FL, DIFF = Difference To Personal Best Lap, P = Crossed Finish Line in Pit Lane, D = Time Disallowed

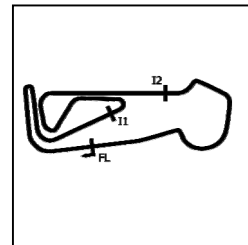
<b>P10 34</b>		<b>James COOK</b>					Honda - Wilson Racing				
IDEAL LAP TIME : 2:07.122		BEST LAP TIME : 2:07.380					DIFFERENCE : 0.258				
LAP		SECTOR 1		SECTOR 2		SECTOR 3		LAP TIME	MPH	DIFF	TIME OF DAY
1 -	OUTLAP	99.2		47.679	120.0	43.866	116.9	2:18.973	76.90	11.593	15:08:10.553
2 -		41.279	107.2	46.379	119.6	42.790	117.5	2:10.448	81.93	3.068	15:10:21.001
3 -		40.620	108.0	45.888	119.4	42.269	118.3	2:08.777	82.99	1.397	15:12:29.778
4 -		42.886	64.9	47.951	119.8	42.302	118.1	2:13.139	80.27	5.759	15:14:42.917
5 -		40.545	106.1	46.069	119.4	42.471	117.7	2:09.085	82.79	1.705	15:16:52.002
6 -		40.354	106.8	46.090	121.3	IN PIT		2:56.575	<b>P</b> 60.52	49.195	15:19:48.577
7 -	OUTLAP	105.3		46.180	119.6	42.384	116.5	2:15.292	79.00	7.912	15:22:03.869
8 -		41.875	97.5	47.615	117.5	IN PIT		2:49.674	<b>P</b> 62.99	42.294	15:24:53.543
9 -	OUTLAP	74.1		48.174	105.1	42.874	118.1	2:20.775	75.92	13.395	15:27:14.318
10 -		40.639	105.5	46.208	119.8	<b>41.998</b>	117.5	2:08.845	82.95	1.465	15:29:23.163
<b>11 -</b>		40.262	105.8	<b>45.077</b>	122.9	42.041	<b>120.0</b>	<b>2:07.380 (1)</b>	<b>83.90</b>		<b>15:31:30.543</b>
12 -		<b>40.047</b>	<b>108.4</b>	45.261	<b>123.8</b>	42.392	117.1	2:07.700	<b>(2)</b> 83.69	0.320	15:33:38.243
13 -		40.330	105.5	45.179	123.1	42.327	118.1	2:07.836	<b>(3)</b> 83.60	0.456	15:35:46.079

<b>P11 4</b>		<b>Sullivan MOUNSEY</b>					Honda - iForce Lloyd & Jones				
IDEAL LAP TIME : 2:06.936		BEST LAP TIME : 2:07.448					DIFFERENCE : 0.512				
LAP		SECTOR 1		SECTOR 2		SECTOR 3		LAP TIME	MPH	DIFF	TIME OF DAY
1 -	OUTLAP	106.1		47.662	123.8	43.585	117.9	2:17.625	77.66	10.177	15:07:50.034
2 -		41.051	110.0	46.116	122.9	42.853	118.7	2:10.020	82.20	2.572	15:10:00.054
3 -		40.399	110.5	46.596	121.1	43.031	119.1	2:10.026	82.19	2.578	15:12:10.080
4 -		40.313	108.9	45.784	121.7	42.349	120.9	2:08.446	83.21	0.998	15:14:18.526
5 -		41.002	109.1	45.775	121.3	42.215	121.7	2:08.992	82.85	1.544	15:16:27.518
6 -		40.201	109.6	48.820	119.8	43.216	119.1	2:12.237	80.82	4.789	15:18:39.755
7 -		40.382	109.2	46.109	120.9	42.478	118.5	2:08.969	82.87	1.521	15:20:48.724
8 -		40.638	109.6	45.807	120.6	42.468	119.4	2:08.913	82.90	1.465	15:22:57.637
9 -		40.321	110.0	45.574	122.0	42.171	119.8	2:08.066	<b>(3)</b> 83.45	0.618	15:25:05.703
10 -		40.251	109.2	45.451	124.2	42.361	118.7	2:08.063	<b>(2)</b> 83.45	0.615	15:27:13.766
11 -		41.300	110.1	46.390	124.2	41.984	120.0	2:09.674	82.42	2.226	15:29:23.440
<b>12 -</b>		40.196	110.0	45.460	123.1	<b>41.792</b>	<b>122.0</b>	<b>2:07.448 (1)</b>	<b>83.86</b>		<b>15:31:30.888</b>
13 -		40.026	<b>111.6</b>	<b>45.286</b>	<b>125.6</b>	43.156	119.6	2:08.468	83.19	1.020	15:33:39.356
14 -		<b>39.858</b>	109.2	46.594	122.4	42.674	120.6	2:09.126	82.77	1.678	15:35:48.482

<b>P12 23</b>		<b>Rhys STEPHENSON</b>					Honda - Rocket Racing				
IDEAL LAP TIME : 2:07.493		BEST LAP TIME : 2:07.661					DIFFERENCE : 0.168				
LAP		SECTOR 1		SECTOR 2		SECTOR 3		LAP TIME	MPH	DIFF	TIME OF DAY
1 -	OUTLAP	107.8		47.711	<b>123.3</b>	43.493	117.7	2:17.574	77.68	9.913	15:07:23.439
2 -		40.700	<b>109.2</b>	45.766	122.4	42.466	118.7	2:08.932	82.89	1.271	15:09:32.371
3 -		40.433	107.5	45.435	121.7	<b>42.353</b>	117.7	2:08.221	<b>(2)</b> 83.35	0.560	15:11:40.592
<b>4 -</b>		<b>39.937</b>	108.5	<b>45.203</b>	122.6	42.521	118.5	<b>2:07.661 (1)</b>	<b>83.72</b>		<b>15:13:48.253</b>
5 -		40.030	106.3	45.758	112.4	42.988	<b>118.9</b>	2:08.776	<b>(3)</b> 82.99	1.115	15:15:57.029

Weather / Track : Cloudy / Dry

FREE PRACTICE 2 - SECTOR ANALYSIS



SECTOR 1 = FL to I1, SECTOR 2 = I1 to I2, SECTOR 3 = I2 to FL, DIFF = Difference To Personal Best Lap, P = Crossed Finish Line in Pit Lane, D = Time Disallowed

P13 55		Harrison DESOY					Honda - Thorneycroft56 Racing			
IDEAL LAP TIME : 2:07.877		BEST LAP TIME : 2:07.877			DIFFERENCE : 0.000					
LAP	SECTOR 1	SECTOR 2		SECTOR 3		LAP TIME	MPH	DIFF	TIME OF DAY	
1 -	OUTLAP	96.8	49.264	120.6	44.872	117.3	2:22.051	75.24	14.174	15:07:29.554
2 -	41.519	104.6	46.856	<b>122.6</b>	43.511	<b>118.9</b>	2:11.886	81.04	4.009	15:09:41.440
3 -	41.286	106.3	46.950	118.1	43.092	116.7	2:11.328	81.38	3.451	15:11:52.768
4 -	40.737	105.6	46.569	118.9	42.866	117.1	2:10.172	82.10	2.295	15:14:02.940
5 -	41.304	105.8	46.715	115.9	IN PIT		4:37.583 P	38.50	2:29.706	15:18:40.523
6 -	OUTLAP	105.5	46.992	116.5	43.666	116.9	2:17.580	77.68	9.703	15:20:58.103
7 -	40.723	107.5	46.580	119.1	42.669	117.3	2:09.972	82.23	2.095	15:23:08.075
8 -	40.458	<b>108.4</b>	46.963	120.6	42.906	116.5	2:10.327	82.00	2.450	15:25:18.402
9 -	40.690	105.8	46.016	120.2	42.410	116.1	2:09.116 (2)	82.77	1.239	15:27:27.518
10 -	40.925	106.0	46.064	118.7	42.412	116.1	2:09.401 (3)	82.59	1.524	15:29:36.919
11 -	40.600	107.3	46.325	118.7	42.745	117.3	2:09.670	82.42	1.793	15:31:46.589
12 -	40.317	107.8	46.141	118.1	43.193	116.1	2:09.651	82.43	1.774	15:33:56.240
13 -	<b>40.300</b>	107.5	<b>45.493</b>	121.3	<b>42.084</b>	117.1	<b>2:07.877 (1)</b>	<b>83.58</b>		<b>15:36:04.117</b>

P14 96		Rossi BANHAM					Honda - MJL Racing			
IDEAL LAP TIME : 2:08.030		BEST LAP TIME : 2:08.030			DIFFERENCE : 0.000					
LAP	SECTOR 1	SECTOR 2		SECTOR 3		LAP TIME	MPH	DIFF	TIME OF DAY	
1 -	OUTLAP	104.2	46.258	121.1	42.894	115.9	2:15.055	79.13	7.025	15:07:20.475
2 -	40.521	<b>106.6</b>	45.804	<b>121.5</b>	42.532	115.7	2:08.857 (2)	82.94	0.827	15:09:29.332
3 -	<b>40.344</b>	106.5	<b>45.242</b>	<b>121.5</b>	<b>42.444</b>	<b>117.9</b>	<b>2:08.030 (1)</b>	<b>83.48</b>		<b>15:11:37.362</b>
4 -	40.817	103.8	45.977	116.5	43.005	115.1	2:09.799	82.34	1.769	15:13:47.161
5 -	40.867	106.1	45.852	118.5	42.899	114.3	2:09.618 (3)	82.45	1.588	15:15:56.779

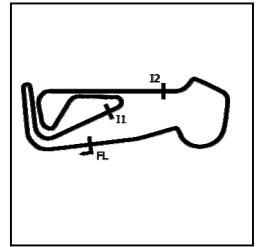
P15 12		Josh BANNISTER					Honda - Dunsley Heat Racing			
IDEAL LAP TIME : 2:08.171		BEST LAP TIME : 2:08.331			DIFFERENCE : 0.160					
LAP	SECTOR 1	SECTOR 2		SECTOR 3		LAP TIME	MPH	DIFF	TIME OF DAY	
1 -	OUTLAP	104.8	47.140	121.5	43.143	114.5	2:17.606	77.67	9.275	15:07:22.150
2 -	41.584	107.0	46.240	119.4	42.713	117.5	2:10.537	81.87	2.206	15:09:32.687
3 -	40.520	107.3	<b>45.651</b>	121.3	42.511	115.9	2:08.682 (2)	83.05	0.351	15:11:41.369
4 -	<b>40.344</b>	107.0	45.811	120.4	<b>42.176</b>	<b>117.7</b>	<b>2:08.331 (1)</b>	<b>83.28</b>		<b>15:13:49.700</b>
5 -	40.908	107.2	46.224	117.9	42.572	117.3	2:09.704	82.40	1.373	15:15:59.404
6 -	40.870	106.8	45.933	116.9	IN PIT		2:33.172 P	69.77	24.841	15:18:32.576
7 -	OUTLAP	<b>107.5</b>	49.761	116.5	44.907	115.3	2:26.615	72.89	18.284	15:20:59.191
8 -	41.794	104.3	46.914	117.1	43.319	115.9	2:12.027	80.95	3.696	15:23:11.218
9 -	41.621	105.8	46.351	118.9	42.666	115.9	2:10.638	81.81	2.307	15:25:21.856
10 -	40.706	106.3	46.162	118.9	42.577	115.7	2:09.445 (3)	82.56	1.114	15:27:31.301
11 -	40.805	107.2	46.786	119.8	43.601	114.7	2:11.192	81.46	2.861	15:29:42.493
12 -	41.066	103.4	49.003	117.9	43.022	116.1	2:13.091	80.30	4.760	15:31:55.584
13 -	41.287	106.0	46.234	<b>123.1</b>	44.033	116.3	2:11.554	81.24	3.223	15:34:07.138
14 -	40.830	105.3	45.701	120.4	43.040	114.9	2:09.571	82.48	1.240	15:36:16.709

# MCRCB BULLETIN TK067

## 2021 Bennetts British Superbike Championship - Round 7

### 2021 Honda British Talent Cup

## FREE PRACTICE 2 - SECTOR ANALYSIS



SECTOR 1 = FL to I1, SECTOR 2 = I1 to I2, SECTOR 3 = I2 to FL, DIFF = Difference To Personal Best Lap, P = Crossed Finish Line in Pit Lane, D = Time Disallowed

P16 40		Julian CORREA					Honda - Microlise Cresswell Racing			
IDEAL LAP TIME : 2:08.550		BEST LAP TIME : 2:08.744			DIFFERENCE : 0.194					
LAP	SECTOR 1	SECTOR 2		SECTOR 3		LAP TIME	MPH	DIFF	TIME OF DAY	
1 -	OUTLAP	107.5	47.439	121.5	43.987	119.1	2:17.016	78.00	8.272	15:08:28.528
2 -	41.263	107.7	46.425	122.0	44.039	116.7	2:11.727	81.13	2.983	15:10:40.255
3 -	41.048	109.6	46.591	121.5	43.317	119.6	2:10.956	81.61	2.212	15:12:51.211
4 -	40.608	108.9	46.229	119.4	42.747	120.2	2:09.584	82.47	0.840	15:15:00.795
5 -	40.551	108.0	46.436	120.2	43.286	119.8	2:10.273	82.04	1.529	15:17:11.068
6 -	40.946	106.0	46.247	121.1	42.817	119.8	2:10.010	82.20	1.266	15:19:21.078
7 -	40.665	107.3	46.238	121.5	42.661	119.4	2:09.564	82.49	0.820	15:21:30.642
8 -	40.977	109.8	51.251	82.7	IN PIT		3:25.203 P	52.08	1:16.459	15:24:55.845
9 -	OUTLAP	72.0	47.467	120.4	43.959	<b>120.4</b>	2:19.175	76.79	10.431	15:27:15.020
10 -	40.930	<b>110.9</b>	45.711	<b>122.9</b>	42.518	119.8	2:09.159 (2)	82.75	0.415	15:29:24.179
<b>11 -</b>	40.636	109.6	<b>45.689</b>	122.4	<b>42.419</b>	119.8	<b>2:08.744 (1)</b>	<b>83.01</b>		<b>15:31:32.923</b>
12 -	40.552	107.5	46.198	120.2	42.493	119.6	2:09.243 (3)	82.69	0.499	15:33:42.166
13 -	<b>40.442</b>	107.0	46.390	121.7	42.433	118.7	2:09.265	82.68	0.521	15:35:51.431

P17 5		Mason JOHNSON					Honda - Johnson Racing			
IDEAL LAP TIME : 2:09.033		BEST LAP TIME : 2:09.033			DIFFERENCE : 0.000					
LAP	SECTOR 1	SECTOR 2		SECTOR 3		LAP TIME	MPH	DIFF	TIME OF DAY	
1 -	OUTLAP	106.0	47.653	<b>123.1</b>	43.444	<b>116.5</b>	2:17.520	77.72	8.487	15:07:24.306
<b>2 -</b>	<b>40.503</b>	<b>109.1</b>	<b>46.080</b>	121.1	<b>42.450</b>	113.5	<b>2:09.033 (1)</b>	<b>82.83</b>		<b>15:09:33.339</b>

P18 41		Luca HOPKINS					Honda - Wilson Racing			
IDEAL LAP TIME : 2:09.089		BEST LAP TIME : 2:09.333			DIFFERENCE : 0.244					
LAP	SECTOR 1	SECTOR 2		SECTOR 3		LAP TIME	MPH	DIFF	TIME OF DAY	
1 -	OUTLAP	92.8	48.973	<b>124.2</b>	44.246	116.9	2:23.228	74.62	13.895	15:07:51.032
2 -	41.966	99.4	47.081	123.5	43.303	117.3	2:12.350	80.75	3.017	15:10:03.382
3 -	40.845	101.0	46.948	119.6	43.483	<b>119.6</b>	2:11.276	81.41	1.943	15:12:14.658
4 -	41.898	103.5	47.840	121.7	43.480	118.1	2:13.218	80.23	3.885	15:14:27.876
5 -	41.450	105.0	46.926	118.7	43.298	117.3	2:11.674	81.17	2.341	15:16:39.550
6 -	41.429	103.8	46.662	122.2	44.407	117.7	2:12.498	80.66	3.165	15:18:52.048
7 -	41.177	104.2	46.497	122.6	42.672	118.3	2:10.346	81.99	1.013	15:21:02.394
8 -	41.081	<b>107.3</b>	46.505	122.4	42.908	118.5	2:10.494	81.90	1.161	15:23:12.888
9 -	41.099	104.3	46.489	120.6	42.897	118.9	2:10.485	81.91	1.152	15:25:23.373
10 -	40.934	104.8	46.457	120.0	42.865	117.5	2:10.256 (3)	82.05	0.923	15:27:33.629
11 -	<b>40.719</b>	105.1	<b>45.768</b>	121.7	43.352	118.7	2:09.839 (2)	82.31	0.506	15:29:43.468
12 -	41.887	105.5	47.128	119.6	43.140	119.1	2:12.155	80.87	2.822	15:31:55.623
13 -	<b>40.719</b>	105.1	46.690	122.0	43.794	116.7	2:11.203	81.46	1.870	15:34:06.826
<b>14 -</b>	40.742	105.5	45.989	120.0	<b>42.602</b>	117.1	<b>2:09.333 (1)</b>	<b>82.64</b>		<b>15:36:16.159</b>

P19 29		Lucas BROWN					Honda - Amphibian Scaffolding / SP125 Racing			
IDEAL LAP TIME : 2:09.503		BEST LAP TIME : 2:09.505			DIFFERENCE : 0.002					
LAP	SECTOR 1	SECTOR 2		SECTOR 3		LAP TIME	MPH	DIFF	TIME OF DAY	
1 -	OUTLAP	105.6	46.861	<b>122.9</b>	IN PIT		4:18.112 P	41.40	2:08.607	15:09:23.221
2 -	OUTLAP	106.6	46.497	122.4	43.207	<b>118.1</b>	2:13.965	79.78	4.460	15:11:37.186
3 -	41.649	105.3	46.579	121.3	42.818	117.1	2:11.046	81.55	1.541	15:13:48.232
4 -	40.969	<b>107.8</b>	<b>46.117</b>	118.9	43.186	117.1	2:10.272 (2)	82.04	0.767	15:15:58.504
5 -	40.727	107.3	48.652	117.1	IN PIT		6:56.687 P	25.65	4:47.182	15:22:55.191
6 -	OUTLAP	104.8	46.442	118.5	43.072	115.9	2:15.854	78.67	6.349	15:25:11.045
7 -	40.933	105.5	46.591	118.1	43.285	116.3	2:10.809 (3)	81.70	1.304	15:27:21.854
8 -	41.052	106.1	47.024	116.9	43.154	113.5	2:11.230	81.44	1.725	15:29:33.084
9 -	40.777	105.3	46.571	116.9	43.471	114.7	2:10.819	81.70	1.314	15:31:43.903
10 -	41.540	103.7	48.008	116.1	43.691	115.5	2:13.239	80.21	3.734	15:33:57.142
<b>11 -</b>	<b>40.685</b>	106.3	46.119	118.3	<b>42.701</b>	114.5	<b>2:09.505 (1)</b>	<b>82.53</b>		<b>15:36:06.647</b>

Weather / Track : Cloudy / Dry

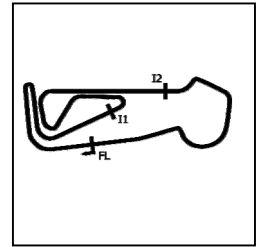
Snetterton 300  
Circuit Length = 2.9689 miles  
Start: 15:05 Flag 15:35 End: 15:37

**MCRCB BULLETIN TK067**

**2021 Bennetts British Superbike Championship - Round 7**

**2021 Honda British Talent Cup**

**FREE PRACTICE 2 - SECTOR ANALYSIS**



SECTOR 1 = FL to I1, SECTOR 2 = I1 to I2, SECTOR 3 = I2 to FL, DIFF = Difference To Personal Best Lap, P = Crossed Finish Line in Pit Lane, D = Time Disallowed

<b>P20 33 JJ CUNNINGHAM</b>		Honda - Thornycroft56 / JCRsupersport									
IDEAL LAP TIME : 2:09.262		BEST LAP TIME : 2:09.816				DIFFERENCE : 0.554					
LAP	SECTOR 1	SECTOR 2		SECTOR 3		LAP TIME	MPH	DIFF	TIME OF DAY		
1 -	OUTLAP	94.5	49.048	118.5	44.990	114.1	2:22.302	75.10	12.486	15:07:28.892	
2 -	41.926	106.0	47.369	118.7	43.997	116.3	2:13.292	80.18	3.476	15:09:42.184	
3 -	41.692	<b>107.2</b>	47.477	111.1	IN PIT		2:32.501	<b>P</b> 70.08	22.685	15:12:14.685	
4 -	OUTLAP	103.5	49.117	115.7	44.033	115.1	2:22.314	75.10	12.498	15:14:36.999	
5 -	41.480	105.3	46.657	116.3	43.553	116.9	2:11.690	81.16	1.874	15:16:48.689	
6 -	40.965	103.2	46.868	118.5	43.645	<b>117.1</b>	2:11.478	81.29	1.662	15:19:00.167	
7 -	41.608	106.0	46.943	<b>119.4</b>	43.189	116.1	2:11.740	81.13	1.924	15:21:11.907	
8 -	42.096	104.5	46.999	117.5	44.210	113.5	2:13.305	80.17	3.489	15:23:25.212	
9 -	41.892	104.2	46.552	116.3	43.159	115.5	2:11.603	81.21	1.787	15:25:36.815	
10 -	41.425	101.5	47.083	116.9	IN PIT		2:28.961	<b>P</b> 71.75	19.145	15:28:05.776	
11 -	OUTLAP	104.5	47.418	115.3	43.461	114.5	2:16.537	78.27	6.721	15:30:22.313	
12 -	41.335	104.0	46.410	115.9	43.035	114.5	2:10.780	<b>(3)</b> 81.72	0.964	15:32:33.093	
13 -	40.809	106.0	<b>46.381</b>	116.3	42.829	114.9	2:10.019	<b>(2)</b> 82.20	0.203	15:34:43.112	
14 -	<b>40.538</b>	103.8	46.935	116.9	<b>42.343</b>	114.9	<b>2:09.816</b>	<b>(1)</b> <b>82.33</b>		<b>15:36:52.928</b>	

<b>P21 66 Rossi DOBSON</b>		Honda - WM Racing									
IDEAL LAP TIME : 2:10.567		BEST LAP TIME : 2:11.089				DIFFERENCE : 0.522					
LAP	SECTOR 1	SECTOR 2		SECTOR 3		LAP TIME	MPH	DIFF	TIME OF DAY		
1 -	OUTLAP	99.1	49.317	122.0	45.507	121.3	2:22.940	74.77	11.851	15:07:30.171	
2 -	41.837	105.6	47.620	<b>124.5</b>	44.595	119.1	2:14.052	79.73	2.963	15:09:44.223	
3 -	41.698	107.2	46.991	121.5	44.032	118.9	2:12.721	80.53	1.632	15:11:56.944	
4 -	41.278	105.6	46.820	120.4	43.728	118.7	2:11.826	81.07	0.737	15:14:08.770	
5 -	41.316	107.8	46.886	119.1	IN PIT		2:28.968	<b>P</b> 71.74	17.879	15:16:37.738	
6 -	OUTLAP	106.5	46.655	120.9	44.386	<b>121.7</b>	2:21.970	75.28	10.881	15:18:59.708	
7 -	41.200	107.5	46.651	121.3	<b>43.331</b>	118.1	2:11.182	<b>(3)</b> 81.47	0.093	15:21:10.890	
8 -	<b>40.828</b>	<b>108.9</b>	<b>46.408</b>	122.9	44.089	120.2	2:11.325	81.38	0.236	15:23:22.215	
9 -	45.706	106.1	47.060	120.6	44.018	118.1	2:16.784	78.13	5.695	15:25:38.999	
10 -	41.181	107.2	46.668	120.9	43.780	116.9	2:11.629	81.19	0.540	15:27:50.628	
11 -	41.207	108.2	46.619	120.4	44.082	116.9	2:11.908	81.02	0.819	15:30:02.536	
12 -	41.200	107.7	46.569	119.4	43.381	118.5	2:11.150	<b>(2)</b> 81.49	0.061	15:32:13.686	
13 -	41.394	102.2	48.109	118.9	43.642	117.7	2:13.145	80.27	2.056	15:34:26.831	
14 -	41.132	107.8	46.536	119.8	43.421	117.3	<b>2:11.089</b>	<b>(1)</b> <b>81.53</b>		<b>15:36:37.920</b>	

<b>P22 65 Alexander ROWAN</b>		Honda - Victoria House Mortimer Racing									
IDEAL LAP TIME : 2:10.405		BEST LAP TIME : 2:11.190				DIFFERENCE : 0.785					
LAP	SECTOR 1	SECTOR 2		SECTOR 3		LAP TIME	MPH	DIFF	TIME OF DAY		
1 -	OUTLAP	88.5	49.469	125.2	45.499	120.6	2:23.521	74.47	12.331	15:07:31.353	
2 -	42.382	100.9	47.826	<b>127.3</b>	44.140	121.1	2:14.348	79.55	3.158	15:09:45.701	
3 -	41.773	<b>111.8</b>	47.142	126.3	44.123	<b>122.6</b>	2:13.038	80.33	1.848	15:11:58.739	
4 -	41.912	105.6	47.187	<b>127.3</b>	45.761	122.2	2:14.860	79.25	3.670	15:14:13.599	
5 -	41.581	100.6	47.356	123.8	43.877	120.0	2:12.814	80.47	1.624	15:16:26.413	
6 -	41.014	109.2	47.615	122.6	43.802	120.0	2:12.431	80.70	1.241	15:18:38.844	
7 -	41.175	109.2	47.101	124.2	43.421	119.6	2:11.697	<b>(2)</b> 81.15	0.507	15:20:50.541	
8 -	41.210	110.9	47.748	122.4	43.526	120.6	2:12.484	80.67	1.294	15:23:03.025	
9 -	41.241	107.0	47.305	122.9	43.724	119.6	2:12.270	<b>(3)</b> 80.80	1.080	15:25:15.295	
10 -	41.237	106.8	46.932	123.5	46.651	115.1	2:14.820	79.27	3.630	15:27:30.115	
11 -	41.470	108.9	47.049	122.9	44.028	120.9	2:12.547	80.63	1.357	15:29:42.662	
12 -	41.699	110.0	47.643	122.4	<b>43.095</b>	119.4	2:12.437	80.70	1.247	15:31:55.099	
13 -	<b>40.656</b>	109.6	46.920	122.4	44.850	120.9	2:12.426	80.70	1.236	15:34:07.525	
14 -	41.131	110.3	<b>46.654</b>	123.8	43.405	119.1	<b>2:11.190</b>	<b>(1)</b> <b>81.47</b>		<b>15:36:18.715</b>	

Weather / Track : Cloudy / Dry

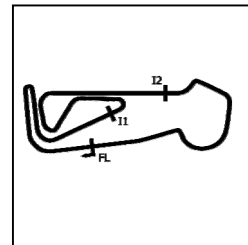
Snetterton 300  
Circuit Length = 2.9689 miles  
Start: 15:05 Flag 15:35 End: 15:37

# MCRCB BULLETIN TK067

## 2021 Bennetts British Superbike Championship - Round 7

### 2021 Honda British Talent Cup

### FREE PRACTICE 2 - SECTOR ANALYSIS



SECTOR 1 = FL to I1, SECTOR 2 = I1 to I2, SECTOR 3 = I2 to FL, DIFF = Difference To Personal Best Lap, P = Crossed Finish Line in Pit Lane, D = Time Disallowed

P23 61		Harrison MACKAY					Honda - True Heroes Racing / Super Soco				
IDEAL LAP TIME : 2:11.401		BEST LAP TIME : 2:11.596					DIFFERENCE : 0.195				
LAP	SECTOR 1	SECTOR 2		SECTOR 3		LAP TIME	MPH	DIFF	TIME OF DAY		
1 -	OUTLAP	94.1	48.401	121.3	45.374	120.4	2:21.527	75.51	9.931	15:07:26.624	
2 -	42.084	106.5	47.383	122.0	IN PIT		2:35.376 P	68.78	23.780	15:10:02.000	
3 -	OUTLAP	104.5	47.650	118.9	44.627	118.9	2:15.993	78.59	4.397	15:12:17.993	
4 -	41.373	105.3	47.489	119.8	44.439	<b>121.5</b>	2:13.301	80.18	1.705	15:14:31.294	
5 -	41.598	108.2	46.794	<b>122.6</b>	44.157	118.9	2:12.549	80.63	0.953	15:16:43.843	
6 -	41.698	105.3	47.238	119.6	43.819	120.2	2:12.755	80.50	1.159	15:18:56.598	
7 -	41.564	107.3	47.299	121.5	43.874	119.6	2:12.737	80.52	1.141	15:21:09.335	
8 -	41.656	107.7	47.005	120.4	44.012	119.4	2:12.673	80.55	1.077	15:23:22.008	
9 -	41.639	<b>108.5</b>	46.975	119.8	44.468	118.9	2:13.082	80.31	1.486	15:25:35.090	
10 -	41.701	108.0	46.680	120.4	44.038	120.0	2:12.419	80.71	0.823	15:27:47.509	
<b>11 -</b>	<b>41.387</b>	<b>108.5</b>	<b>46.497</b>	118.9	<b>43.712</b>	117.5	<b>2:11.596 (1)</b>	<b>81.21</b>		<b>15:29:59.105</b>	
12 -	41.396	107.7	46.696	119.4	44.404	117.7	2:12.496	80.66	0.900	15:32:11.601	
13 -	<b>41.192</b>	107.7	46.653	119.4	43.807	118.5	2:11.652 (2)	81.18	0.056	15:34:23.253	
14 -	41.243	107.8	46.834	118.3	43.811	117.1	2:11.888 (3)	81.03	0.292	15:36:35.141	

P24 79		Harley McCABE					Honda - MLav VisionTrack Academy				
IDEAL LAP TIME : 2:11.249		BEST LAP TIME : 2:11.821					DIFFERENCE : 0.572				
LAP	SECTOR 1	SECTOR 2		SECTOR 3		LAP TIME	MPH	DIFF	TIME OF DAY		
1 -	OUTLAP	102.6	48.537	120.4	46.495	120.0	2:23.224	74.62	11.403	15:07:28.925	
2 -	42.798	107.5	47.067	<b>127.0</b>	45.057	120.2	2:14.922	79.21	3.101	15:09:43.847	
3 -	42.380	<b>108.7</b>	47.411	124.7	44.627	<b>120.6</b>	2:14.418	79.51	2.597	15:11:58.265	
4 -	41.820	105.1	47.709	116.1	45.276	120.0	2:14.805	79.28	2.984	15:14:13.070	
5 -	41.956	105.1	47.615	121.1	44.742	119.6	2:14.313	79.57	2.492	15:16:27.383	
6 -	41.660	107.7	47.839	122.9	44.574	119.4	2:14.073	79.71	2.252	15:18:41.456	
7 -	41.677	108.4	<b>46.758</b>	123.5	44.252	118.5	2:12.687	80.55	0.866	15:20:54.143	
8 -	<b>41.197</b>	105.1	46.963	122.4	44.034	119.8	2:12.194 (2)	80.85	0.373	15:23:06.337	
9 -	41.791	107.7	47.120	121.5	43.316	120.0	2:12.227 (3)	80.83	0.406	15:25:18.564	
<b>10 -</b>	41.639	107.3	46.888	124.0	<b>43.294</b>	119.6	<b>2:11.821 (1)</b>	<b>81.08</b>		<b>15:27:30.385</b>	
11 -	41.481	<b>108.7</b>	47.365	123.5	43.610	119.6	2:12.456	80.69	0.635	15:29:42.841	
12 -	42.185	108.0	47.597	120.0	43.859	120.0	2:13.641	79.97	1.820	15:31:56.482	
13 -	41.309	105.6	46.875	124.2	44.090	118.9	2:12.274	80.80	0.453	15:34:08.756	
14 -	41.764	107.0	46.823	123.3	43.793	119.6	2:12.380	80.73	0.559	15:36:21.136	

P25 22		Anthony EAGLE					Honda - Microlise Cresswell Racing				
IDEAL LAP TIME : 2:12.032		BEST LAP TIME : 2:12.478					DIFFERENCE : 0.446				
LAP	SECTOR 1	SECTOR 2		SECTOR 3		LAP TIME	MPH	DIFF	TIME OF DAY		
1 -	OUTLAP	94.6	49.701	118.5	45.226	115.3	2:22.803	74.84	10.325	15:08:09.645	
2 -	42.162	104.2	47.656	120.4	43.935	115.7	2:13.753	79.90	1.275	15:10:23.398	
3 -	42.124	104.3	<b>47.071</b>	118.1	43.832	<b>117.5</b>	2:13.027	80.34	0.549	15:12:36.425	
4 -	41.568	104.0	47.228	116.7	43.733	116.3	2:12.529 (3)	80.64	0.051	15:14:48.954	
5 -	<b>41.296</b>	<b>106.5</b>	47.208	116.5	43.995	115.7	2:12.499 (2)	80.66	0.021	15:17:01.453	
6 -	41.508	105.1	47.111	117.1	43.942	115.7	2:12.561	80.62	0.083	15:19:14.014	
7 -	42.001	104.0	47.510	116.7	44.093	115.9	2:13.604	79.99	1.126	15:21:27.618	
<b>8 -</b>	41.570	105.8	47.123	116.1	43.785	115.5	<b>2:12.478 (1)</b>	<b>80.67</b>		<b>15:23:40.096</b>	
9 -	41.813	103.7	47.232	117.5	IN PIT		2:31.559 P	70.52	19.081	15:26:11.655	
10 -	OUTLAP	102.2	47.255	<b>120.6</b>	44.003	115.3	2:17.270	77.86	4.792	15:28:28.925	
11 -	41.549	104.8	47.354	118.3	<b>43.665</b>	115.1	2:12.568	80.62	0.090	15:30:41.493	
12 -	42.489	104.0	47.389	114.5	44.682	113.1	2:14.560	79.42	2.082	15:32:56.053	
13 -	41.594	104.6	47.284	115.5	43.817	113.7	2:12.695	80.54	0.217	15:35:08.748	

Weather / Track : Cloudy / Dry

Snetterton 300  
Circuit Length = 2.9689 miles  
Start: 15:05 Flag 15:35 End: 15:37

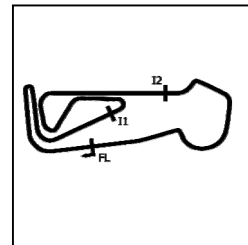


# MCRCB BULLETIN TK067

## 2021 Bennetts British Superbike Championship - Round 7

### 2021 Honda British Talent Cup

### FREE PRACTICE 2 - SECTOR ANALYSIS



SECTOR 1 = FL to I1, SECTOR 2 = I1 to I2, SECTOR 3 = I2 to FL, DIFF = Difference To Personal Best Lap, P = Crossed Finish Line in Pit Lane, D = Time Disallowed

P26 44		Lucas HILL					Honda - Ashcourt Racing				
IDEAL LAP TIME : 2:12.855		BEST LAP TIME : 2:12.992					DIFFERENCE : 0.137				
LAP	SECTOR 1	SECTOR 2		SECTOR 3		LAP TIME	MPH	DIFF	TIME OF DAY		
1 -	OUTLAP	104.8	48.948	<b>121.3</b>	45.578	<b>116.9</b>	2:21.959	75.28	8.967	15:07:26.365	
2 -	41.956	<b>107.7</b>	47.589	120.6	45.460	115.1	2:15.005	79.16	2.013	15:09:41.370	
3 -	42.463	107.3	48.297	119.6	44.895	115.3	2:15.655	78.78	2.663	15:11:57.025	
4 -	41.779	106.8	47.425	119.8	44.880	115.9	2:14.084 (3)	79.71	1.092	15:14:11.109	
5 -	41.994	105.5	47.466	116.9	IN PIT		3:05.611 P	57.58	52.619	15:17:16.720	
6 -	OUTLAP	101.3	49.470	116.9	46.081	113.7	2:25.358	73.52	12.366	15:19:42.078	
7 -	42.507	104.3	48.104	117.5	44.517	114.3	2:15.128	79.09	2.136	15:21:57.206	
8 -	42.084	105.6	47.466	116.9	<b>44.482</b>	113.5	2:14.032 (2)	79.74	1.040	15:24:11.238	
9 -	42.529	100.0	49.682	113.3	IN PIT		2:35.715 P	68.63	22.723	15:26:46.953	
10 -	OUTLAP	104.2	47.712	116.7	45.351	113.7	2:19.969	76.36	6.977	15:29:06.922	
11 -	42.196	102.7	47.347	118.3	44.703	113.3	2:14.246	79.61	1.254	15:31:21.168	
12 -	<b>41.602</b>	103.7	48.049	113.7	44.600	113.9	2:14.251	79.61	1.259	15:33:35.419	
13 -	41.629	104.6	<b>46.771</b>	118.9	44.592	113.3	<b>2:12.992 (1)</b>	<b>80.36</b>		<b>15:35:48.411</b>	

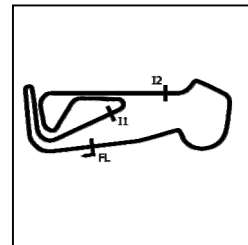
P27 2		Rhys COATES					Honda - Ernie Coates Race Support / SP125 Racing				
IDEAL LAP TIME : 2:12.464		BEST LAP TIME : 2:13.170					DIFFERENCE : 0.706				
LAP	SECTOR 1	SECTOR 2		SECTOR 3		LAP TIME	MPH	DIFF	TIME OF DAY		
1 -	OUTLAP	104.8	48.987	<b>123.3</b>	45.094	113.9	2:21.479	75.54	8.309	15:07:26.236	
2 -	42.427	107.5	47.347	<b>123.3</b>	44.816	114.1	2:14.590	79.41	1.420	15:09:40.826	
3 -	42.317	<b>107.8</b>	47.705	116.9	44.826	114.9	2:14.848	79.26	1.678	15:11:55.674	
4 -	41.679	105.5	47.892	119.4	44.124	<b>115.7</b>	2:13.695	79.94	0.525	15:14:09.369	
5 -	<b>41.466</b>	106.0	47.130	116.7	IN PIT		3:03.868 P	58.12	50.698	15:17:13.237	
6 -	OUTLAP	104.5	47.473	116.9	44.500	115.1	2:16.311	78.40	3.141	15:19:29.548	
7 -	41.860	105.0	47.246	117.1	44.399	114.5	2:13.505	80.05	0.335	15:21:43.053	
8 -	41.698	106.3	47.119	115.7	44.353	114.5	<b>2:13.170 (1)</b>	<b>80.25</b>		<b>15:23:56.223</b>	
9 -	41.638	105.1	47.510	116.5	<b>44.034</b>	113.7	2:13.182 (2)	80.25	0.012	15:26:09.405	
10 -	41.994	105.0	<b>46.964</b>	117.9	44.557	112.4	2:13.515	80.05	0.345	15:28:22.920	
11 -	42.132	105.1	47.076	115.9	44.212	113.7	2:13.420	80.10	0.250	15:30:36.340	
12 -	41.657	104.5	47.635	116.1	44.058	113.5	2:13.350 (3)	80.15	0.180	15:32:49.690	
13 -	41.711	104.8	47.467	116.1	44.369	113.7	2:13.547	80.03	0.377	15:35:03.237	

P28 27		Ted WILKINSON					Honda - RMB Racing				
IDEAL LAP TIME : 2:13.127		BEST LAP TIME : 2:13.546					DIFFERENCE : 0.419				
LAP	SECTOR 1	SECTOR 2		SECTOR 3		LAP TIME	MPH	DIFF	TIME OF DAY		
1 -	OUTLAP	89.7	50.754	109.6	47.771	114.9	2:28.333	72.05	14.787	15:07:36.237	
2 -	45.109	92.0	48.252	<b>120.0</b>	46.180	117.3	2:19.541	76.59	5.995	15:09:55.778	
3 -	43.593	100.6	48.647	108.7	45.901	115.7	2:18.141	77.37	4.595	15:12:13.919	
4 -	42.792	93.4	49.665	116.5	44.901	116.5	2:17.358	77.81	3.812	15:14:31.277	
5 -	42.220	103.2	48.509	116.3	44.987	115.3	2:15.716	78.75	2.170	15:16:46.993	
6 -	44.202	100.0	47.576	118.3	45.080	115.7	2:16.858	78.09	3.312	15:19:03.851	
7 -	<b>41.867</b>	100.3	48.362	116.5	45.340	114.5	2:15.569 (3)	78.83	2.023	15:21:19.420	
8 -	42.073	<b>105.3</b>	48.624	115.7	IN PIT		3:04.083 P	58.06	50.537	15:24:23.503	
9 -	OUTLAP	101.2	48.576	116.3	44.890	114.9	2:23.079	74.70	9.533	15:26:46.582	
10 -	42.527	102.6	<b>47.257</b>	117.7	44.435	115.1	2:14.219 (2)	79.63	0.673	15:29:00.801	
11 -	43.612	103.4	52.191	107.3	46.596	115.9	2:22.399	75.05	8.853	15:31:23.200	
12 -	43.523	98.8	48.139	116.5	44.757	<b>117.7</b>	2:16.419	78.34	2.873	15:33:39.619	
13 -	42.030	102.1	47.513	119.1	<b>44.003</b>	115.1	<b>2:13.546 (1)</b>	<b>80.03</b>		<b>15:35:53.165</b>	

Weather / Track : Cloudy / Dry

Snetterton 300  
Circuit Length = 2.9689 miles  
Start: 15:05 Flag 15:35 End: 15:37

FREE PRACTICE 2 - SECTOR ANALYSIS



SECTOR 1 = FL to I1, SECTOR 2 = I1 to I2, SECTOR 3 = I2 to FL, DIFF = Difference To Personal Best Lap, P = Crossed Finish Line in Pit Lane, D = Time Disallowed

P29 99		Peter WILLIS					Honda - WM Racing				
IDEAL LAP TIME : 2:13.152		BEST LAP TIME : 2:13.794					DIFFERENCE : 0.642				
LAP	SECTOR 1	SECTOR 2		SECTOR 3		LAP TIME	MPH	DIFF	TIME OF DAY		
1 -	OUTLAP	96.4	49.743	116.5	45.834	<b>118.5</b>	2:24.146	74.14	10.352	15:07:30.082	
2 -	43.148	107.2	48.427	121.3	45.613	118.1	2:17.188	77.90	3.394	15:09:47.270	
3 -	42.648	104.8	48.306	118.5	45.076	117.9	2:16.030	78.57	2.236	15:12:03.300	
4 -	42.121	107.3	48.260	119.1	44.450	118.1	2:14.831	79.27	1.037	15:14:18.131	
5 -	42.415	103.5	48.389	118.7	44.418	117.9	2:15.222	79.04	1.428	15:16:33.353	
6 -	42.081	106.8	47.961	118.7	<b>43.992</b>	117.1	2:14.034 (2)	79.74	0.240	15:18:47.387	
7 -	42.329	<b>108.9</b>	47.525	<b>122.9</b>	44.770	112.7	2:14.624	79.39	0.830	15:21:02.011	
8 -	42.225	105.1	48.530	121.7	45.371	116.7	2:16.126	78.51	2.332	15:23:18.137	
9 -	42.237	102.9	48.151	120.6	44.184	117.3	2:14.572	79.42	0.778	15:25:32.709	
10 -	<b>41.750</b>	106.8	<b>47.410</b>	121.1	45.584	116.1	2:14.744	79.32	0.950	15:27:47.453	
11 -	42.559	101.5	47.615	119.1	44.645	115.9	2:14.819	79.27	1.025	15:30:02.272	
<b>12 -</b>	42.217	106.0	47.583	120.4	43.994	118.3	<b>2:13.794 (1)</b>	<b>79.88</b>		<b>15:32:16.066</b>	
13 -	41.905	107.5	47.458	119.8	45.601	116.3	2:14.964	79.19	1.170	15:34:31.030	
14 -	41.976	106.3	47.932	119.4	44.635	112.5	2:14.543 (3)	79.43	0.749	15:36:45.573	

P30 51		Holly HARRIS					Honda - MJL Racing				
IDEAL LAP TIME : 2:13.406		BEST LAP TIME : 2:14.071					DIFFERENCE : 0.665				
LAP	SECTOR 1	SECTOR 2		SECTOR 3		LAP TIME	MPH	DIFF	TIME OF DAY		
1 -	OUTLAP	95.8	50.968	117.5	47.480	117.7	2:29.124	71.67	15.053	15:07:36.407	
2 -	44.165	103.4	48.584	119.8	46.293	117.1	2:19.042	76.86	4.971	15:09:55.449	
3 -	43.163	107.5	48.569	117.3	45.794	118.3	2:17.526	77.71	3.455	15:12:12.975	
4 -	43.240	104.8	48.075	122.0	45.128	118.9	2:16.443	78.33	2.372	15:14:29.418	
5 -	42.697	107.8	47.483	119.4	45.150	<b>119.1</b>	2:15.330	78.97	1.259	15:16:44.748	
6 -	<b>42.377</b>	107.8	47.662	121.3	44.833	118.9	2:14.872	79.24	0.801	15:18:59.620	
7 -	42.616	106.6	47.107	<b>122.9</b>	44.507	118.7	2:14.230	79.62	0.159	15:21:13.850	
8 -	42.494	<b>108.2</b>	47.002	121.5	44.682	118.1	2:14.178 (3)	79.65	0.107	15:23:28.028	
9 -	42.509	106.1	46.984	120.6	44.630	117.5	2:14.123 (2)	79.68	0.052	15:25:42.151	
10 -	42.582	106.6	47.351	121.1	44.481	116.3	2:14.414	79.51	0.343	15:27:56.565	
<b>11 -</b>	42.858	104.2	<b>46.970</b>	118.7	44.243	116.9	<b>2:14.071 (1)</b>	<b>79.71</b>		<b>15:30:10.636</b>	
12 -	42.569	105.6	47.514	119.8	44.927	116.1	2:15.010	79.16	0.939	15:32:25.646	
13 -	42.435	106.3	47.816	119.6	44.593	116.7	2:14.844	79.26	0.773	15:34:40.490	
14 -	42.533	104.8	47.701	116.1	<b>44.059</b>	117.9	2:14.293	79.58	0.222	15:36:54.783	

# MCRCB BULLETIN TK068

## 2021 Bennetts British Superbike Championship - Round 7

### 2021 Honda British Talent Cup

#### FREE PRACTICE 2 - BEST SECTORS

SECTOR 1			SECTOR 2			SECTOR 3			IDEAL / BEST COMPARISON						
POS	NO	NAME	TIME	NO	NAME	TIME	NO	NAME	TIME	POS	NO	NAME	IDEAL	BEST	DIFF
													<b>PERFECT LAP</b>	<b>2:03.653</b>	
1	57	GARNESS	39.048	57	GARNESS	44.024	57	GARNESS	40.581	1	57	GARNESS	2:03.653	2:03.898	0.245
2	67	O'GORMAN	39.121	67	O'GORMAN	44.325	67	O'GORMAN	40.697	2	67	O'GORMAN	2:04.143	2:04.426	0.283
3	48	WALKER	39.464	48	WALKER	44.810	24	BUCHANAN	41.263	3	48	WALKER	2:05.970	2:06.086	0.116
4	7	LYONS	39.518	7	LYONS	44.986	7	LYONS	41.630	4	7	LYONS	2:06.134	2:06.664	0.530
5	24	BUCHANAN	39.803	74	BROWN	44.994	48	WALKER	41.696	5	24	BUCHANAN	2:06.177	2:06.315	0.138
6	4	MOUNSEY	39.858	15	CROSBY	45.043	4	MOUNSEY	41.792	6	4	MOUNSEY	2:06.936	2:07.448	0.512
7	53	VEIJER	39.916	34	COOK	45.077	74	BROWN	41.803	7	15	CROSBY	2:07.005	2:07.378	0.373
8	23	STEPHENSON	39.937	53	VEIJER	45.097	52	BELFORD	41.819	8	53	VEIJER	2:07.025	2:07.175	0.150
9	52	BELFORD	39.948	24	BUCHANAN	45.111	34	COOK	41.998	9	74	BROWN	2:07.040	2:07.040	0.000
10	15	CROSBY	39.956	23	STEPHENSON	45.203	15	CROSBY	42.006	10	52	BELFORD	2:07.069	2:07.069	0.000
11	34	COOK	40.047	96	BANHAM	45.242	53	VEIJER	42.012	11	34	COOK	2:07.122	2:07.380	0.258
12	74	BROWN	40.243	4	MOUNSEY	45.286	55	DESSOY	42.084	12	23	STEPHENSON	2:07.493	2:07.661	0.168
13	55	DESSOY	40.300	52	BELFORD	45.302	12	BANNISTER	42.176	13	55	DESSOY	2:07.877	2:07.877	0.000
14	96	BANHAM	40.344	55	DESSOY	45.493	33	CUNNINGHAM	42.343	14	96	BANHAM	2:08.030	2:08.030	0.000
15	12	BANNISTER	40.344	12	BANNISTER	45.651	23	STEPHENSON	42.353	15	12	BANNISTER	2:08.171	2:08.331	0.160
16	40	CORREA	40.442	40	CORREA	45.689	40	CORREA	42.419	16	40	CORREA	2:08.550	2:08.744	0.194
17	5	JOHNSON	40.503	41	HOPKINS	45.768	96	BANHAM	42.444	17	5	JOHNSON	2:09.033	2:09.033	0.000
18	33	CUNNINGHAM	40.538	5	JOHNSON	46.080	5	JOHNSON	42.450	18	41	HOPKINS	2:09.089	2:09.333	0.244
19	65	ROWAN	40.656	29	BROWN	46.117	41	HOPKINS	42.602	19	33	CUNNINGHAM	2:09.262	2:09.816	0.554
20	29	BROWN	40.685	33	CUNNINGHAM	46.381	29	BROWN	42.701	20	29	BROWN	2:09.503	2:09.505	0.002
21	41	HOPKINS	40.719	66	DOBSON	46.408	65	ROWAN	43.095	21	65	ROWAN	2:10.405	2:11.190	0.785
22	66	DOBSON	40.828	61	MACKAY	46.497	79	McCABE	43.294	22	66	DOBSON	2:10.567	2:11.089	0.522
23	61	MACKAY	41.192	65	ROWAN	46.654	66	DOBSON	43.331	23	79	McCABE	2:11.249	2:11.821	0.572
24	79	McCABE	41.197	79	McCABE	46.758	22	EAGLE	43.665	24	61	MACKAY	2:11.401	2:11.596	0.195
25	22	EAGLE	41.296	44	HILL	46.771	61	MACKAY	43.712	25	22	EAGLE	2:12.032	2:12.478	0.446
26	2	COATES	41.466	2	COATES	46.964	99	WILLIS	43.992	26	2	COATES	2:12.464	2:13.170	0.706
27	44	HILL	41.602	51	HARRIS	46.970	27	WILKINSON	44.003	27	44	HILL	2:12.855	2:12.992	0.137
28	99	WILLIS	41.750	22	EAGLE	47.071	2	COATES	44.034	28	27	WILKINSON	2:13.127	2:13.546	0.419
29	27	WILKINSON	41.867	27	WILKINSON	47.257	51	HARRIS	44.059	29	99	WILLIS	2:13.152	2:13.794	0.642
30	51	HARRIS	42.377	99	WILLIS	47.410	44	HILL	44.482	30	51	HARRIS	2:13.406	2:14.071	0.665

Weather / Track : Cloudy / Dry

Results can be found at [www.tsl-timing.com](http://www.tsl-timing.com)

Snetterton 300

Circuit Length = 2.9689 miles

Start: 15:05 Flag 15:35 End: 15:37

Printed - 15:41 Friday, 03 September 2021

**MCRCB BULLETIN TK069****2021 Bennetts British Superbike Championship - Round 7****2021 Honda British Talent Cup****FREE PRACTICE 2 - BEST SPEEDS**

POS	INTERMEDIATE 1			INTERMEDIATE 2			FINISH LINE		
	NO	NAME	MPH	NO	NAME	MPH	NO	NAME	MPH
1	57	GARNESS	114.1	57	GARNESS	128.5	57	GARNESS	124.7
2	67	O'GORMAN	112.4	65	ROWAN	127.3	53	VEIJER	123.3
3	65	ROWAN	111.8	79	McCABE	127.0	67	O'GORMAN	122.6
4	4	MOUNSEY	111.6	53	VEIJER	125.6	65	ROWAN	122.6
5	48	WALKER	111.4	4	MOUNSEY	125.6	4	MOUNSEY	122.0
6	53	VEIJER	111.4	67	O'GORMAN	125.2	66	DOBSON	121.7
7	40	CORREA	110.9	74	BROWN	125.2	61	MACKAY	121.5
8	52	BELFORD	110.5	52	BELFORD	125.2	48	WALKER	120.6
9	7	LYONS	110.0	15	CROSBY	124.7	79	McCABE	120.6
10	74	BROWN	110.0	66	DOBSON	124.5	52	BELFORD	120.4
11	15	CROSBY	109.4	7	LYONS	124.2	40	CORREA	120.4
12	23	STEPHENSON	109.2	41	HOPKINS	124.2	34	COOK	120.0
13	5	JOHNSON	109.1	48	WALKER	123.8	7	LYONS	119.6
14	66	DOBSON	108.9	34	COOK	123.8	41	HOPKINS	119.6
15	99	WILLIS	108.9	23	STEPHENSON	123.3	51	HARRIS	119.1
16	79	McCABE	108.7	2	COATES	123.3	74	BROWN	118.9
17	61	MACKAY	108.5	12	BANNISTER	123.1	23	STEPHENSON	118.9
18	34	COOK	108.4	5	JOHNSON	123.1	55	DESSOY	118.9
19	55	DESSOY	108.4	40	CORREA	122.9	15	CROSBY	118.7
20	51	HARRIS	108.2	29	BROWN	122.9	99	WILLIS	118.5
21	29	BROWN	107.8	99	WILLIS	122.9	29	BROWN	118.1
22	2	COATES	107.8	51	HARRIS	122.9	96	BANHAM	117.9
23	44	HILL	107.7	55	DESSOY	122.6	12	BANNISTER	117.7
24	24	BUCHANAN	107.5	61	MACKAY	122.6	27	WILKINSON	117.7
25	12	BANNISTER	107.5	24	BUCHANAN	122.2	22	EAGLE	117.5
26	41	HOPKINS	107.3	96	BANHAM	121.5	33	CUNNINGHAM	117.1
27	33	CUNNINGHAM	107.2	44	HILL	121.3	24	BUCHANAN	116.9
28	96	BANHAM	106.6	22	EAGLE	120.6	44	HILL	116.9
29	22	EAGLE	106.5	27	WILKINSON	120.0	5	JOHNSON	116.5
30	27	WILKINSON	105.3	33	CUNNINGHAM	119.4	2	COATES	115.7

Weather / Track : Cloudy / Dry

Results can be found at [www.tsl-timing.com](http://www.tsl-timing.com)

Snetterton 300

Circuit Length = 2.9689 miles

Start: 15:05 Flag 15:35 End: 15:37

Printed - 15:41 Friday, 03 September 2021

# MCRCB BULLETIN TK070

## 2021 Bennetts British Superbike Championship - Round 7

### 2021 Honda British Talent Cup

#### FREE PRACTICE 2 - STATISTICS

**Competitors Started** 30  
**Planned Start** 2021-09-03 @ 15:05:00.000  
**Actual Start** 2021-09-03 @ 15:05:01.337  
**Finish Time** 2021-09-03 @ 15:35:01.337  
**Track Length** 2.9689mi.  
**Total Laps** 366  
**Total Distance Covered** 1086.6216mi.

#### Session Fastest Lap History

NO	NAME	LAP TIME	TIME OF DAY	LAP	VEHICLE
57	Johnny GARNESS	<b>2:05.333</b>	15:09:22.430	2	Honda
57	Johnny GARNESS	<b>2:04.487</b>	15:13:32.420	4	Honda
57	Johnny GARNESS	<b>2:04.382</b>	15:24:52.163	8	Honda
57	Johnny GARNESS	<b>2:03.898</b>	15:26:56.062	9	Honda

#### Flag History

TYPE	TIME OF DAY
GREEN	15:05:01.337
FINISH	15:35:01.337

#### Flag Statistics

TYPE	COUNT	TOTAL LAPS	TOTAL TIME
Green	1	14	32:10.334
Red	0	0	0.000
Safety Car	0	0	0.000
FCY	0	0	0.000

Weather / Track : Cloudy / Dry

Results can be found at [www.tsl-timing.com](http://www.tsl-timing.com)

Snetterton 300  
Circuit Length = 2.9689 miles  
Start: 15:05 Flag 15:35 End: 15:37

Printed - 15:42 Friday, 03 September 2021

# MCRCB BULLETIN TK071

## 2021 Bennetts British Superbike Championship - Round 7

### 2021 Honda British Talent Cup

#### FREE PRACTICE 2 - SESSION NOTES

TIME	MESSAGE
15:11:25	NO. 5 FALLER AT T4 AGOSTINI - RIDER OK
15:18:46	NO. 23 STOPPED TECHNICAL PROBLEM AT T8 BRUNDLE
15:32:51	NO. 57 FALLER AT T6 OGGIES - RIDER OK

Weather / Track : Cloudy / Dry

Results can be found at [www.tsl-timing.com](http://www.tsl-timing.com)

Snetterton 300  
Circuit Length = 2.9689 miles  
Start: 15:05 Flag 15:35 End: 15:37

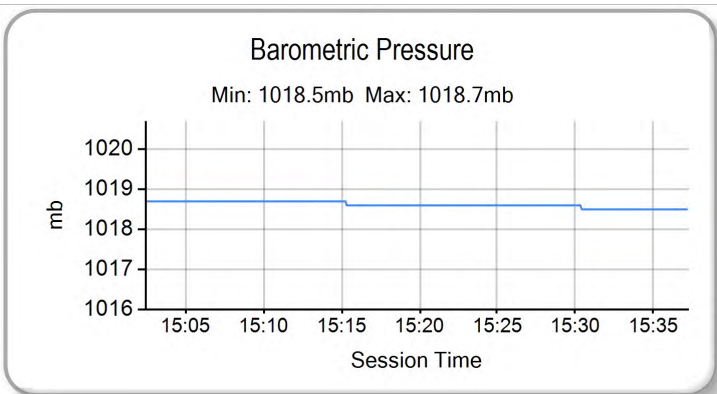
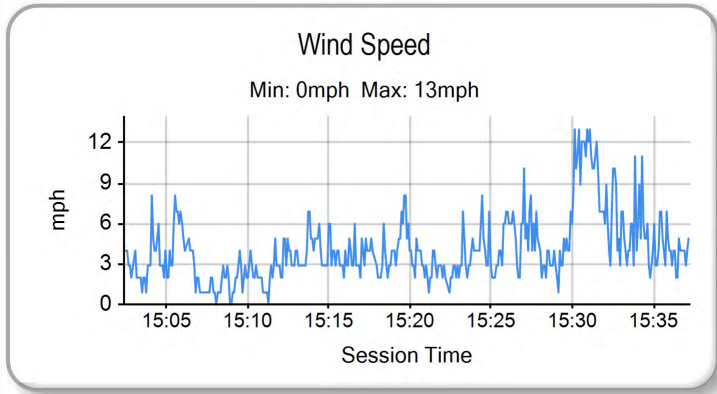
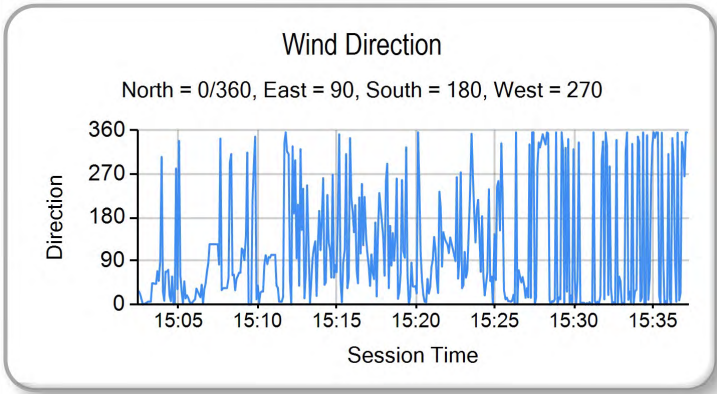
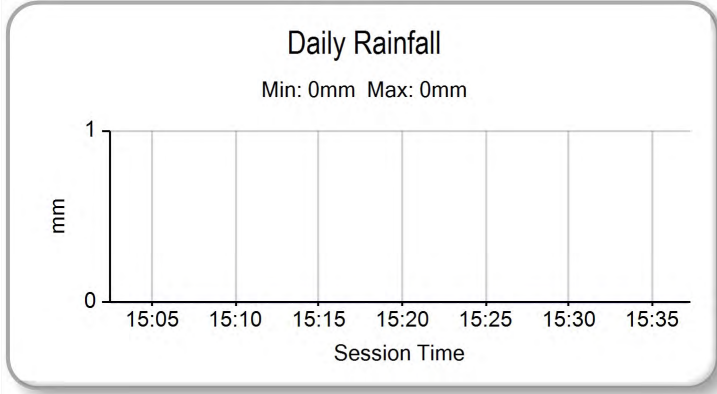
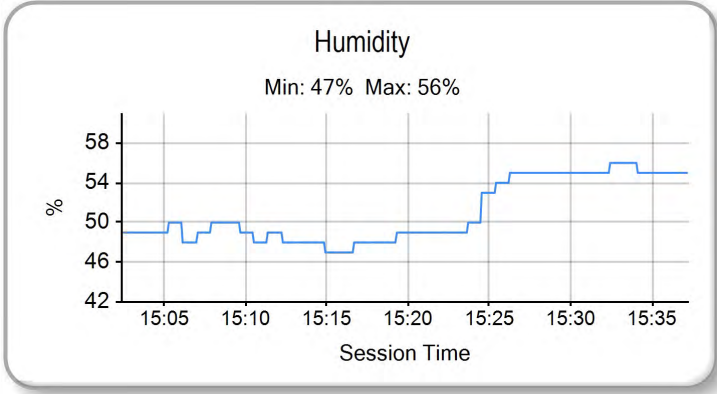
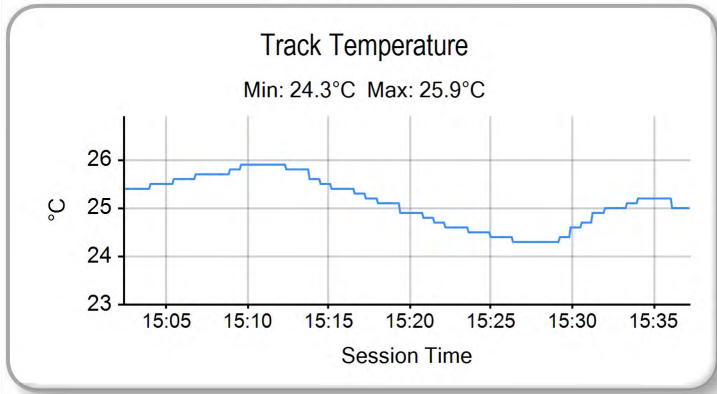
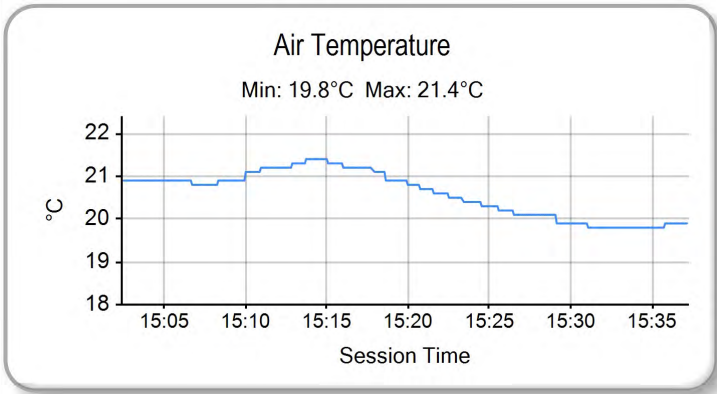
Printed - 15:42 Friday, 03 September 2021

# MCRCB BULLETIN TK072

## 2021 Bennetts British Superbike Championship - Round 7

### 2021 Honda British Talent Cup

#### FREE PRACTICE 2 - WEATHER CONDITIONS



Weather / Track : Cloudy / Dry

Results can be found at [www.tsl-timing.com](http://www.tsl-timing.com)

Snetterton 300  
Circuit Length = 2.9689 miles  
Start: 15:05 Flag 15:35 End: 15:37

Printed - 15:43 Friday, 03 September 2021

## FREE PRACTICE - COMBINED CLASSIFICATION

POS	NO	NAME	NAT	ENTRY	FIRST		SECOND		GAP	DIFF
					TIME	LAPS	TIME	LAPS		
1	57	Johnny GARNES	GBR	Honda - City Lifting by RS Racing	2:06.123	14	<b>2:03.898</b>	11		
2	67	Casey O'GORMAN	GBR	Honda - Microlise Cresswell Racing	2:05.613	14	<b>2:04.426</b>	14	<b>0.528</b>	0.528
3	48	Ollie WALKER	GBR	Honda - Moto Rapido / SP125 Racing	2:07.495	13	<b>2:06.086</b>	13	<b>2.188</b>	1.660
4	24	Cormac BUCHANAN	NZL	Honda - Microlise Cresswell Racing	2:09.275	13	<b>2:06.315</b>	13	<b>2.417</b>	0.229
5	7	Jamie LYONS	GBR	Honda - C&M Motors Ltd / Tooltec Racing	2:06.964	14	<b>2:06.664</b>	13	<b>2.766</b>	0.349
6	74	Carter BROWN	GBR	Honda - City Lifting by RS Racing	<b>2:06.821</b>	13	2:07.040	11	<b>2.923</b>	0.157
7	52	Evan BELFORD	GBR	Honda - City Lifting by RS Racing	2:08.216	12	<b>2:07.069</b>	11	<b>3.171</b>	0.248
8	53	Kiyano VEIJER	NLD	Honda - Microlise Cresswell Racing	2:09.411	13	<b>2:07.175</b>	14	<b>3.277</b>	0.106
9	15	Harrison CROSBY	GBR	Honda - Banks Racing	2:08.868	11	<b>2:07.378</b>	12	<b>3.480</b>	0.203
10	34	James COOK	GBR	Honda - Wilson Racing	2:10.170	14	<b>2:07.380</b>	13	<b>3.482</b>	0.002
11	4	Sullivan MOUNSEY	GBR	Honda - iForce Lloyd & Jones	2:10.409	11	<b>2:07.448</b>	14	<b>3.550</b>	0.068
12	23	Rhys STEPHENSON	GBR	Honda - Rocket Racing	2:08.595	14	<b>2:07.661</b>	5	<b>3.763</b>	0.213
13	55	Harrison DESSOY	GBR	Honda - Thorneycroft56 Racing	2:11.452	9	<b>2:07.877</b>	13	<b>3.979</b>	0.216
14	96	Rossi BANHAM	GBR	Honda - MJL Racing	2:08.776	13	<b>2:08.030</b>	5	<b>4.132</b>	0.153
15	12	Josh BANNISTER	GBR	Honda - Dunsley Heat Racing	2:11.272	14	<b>2:08.331</b>	14	<b>4.433</b>	0.301
16	40	Julian CORREA	USA	Honda - Microlise Cresswell Racing	2:10.755	12	<b>2:08.744</b>	13	<b>4.846</b>	0.413
17	29	Lucas BROWN	GBR	Honda - Amphibian Scaffolding / SP125 Racing	<b>2:08.986</b>	8	2:09.505	11	<b>5.088</b>	0.242
18	5	Mason JOHNSON	GBR	Honda - Johnson Racing	2:09.230	14	<b>2:09.033</b>	2	<b>5.135</b>	0.047
19	41	Luca HOPKINS	GBR	Honda - Wilson Racing	2:11.647	13	<b>2:09.333</b>	14	<b>5.435</b>	0.300
20	33	JJ CUNNINGHAM	GBR	Honda - Thorneycroft56 / JCRsupersport	2:10.598	12	<b>2:09.816</b>	14	<b>5.918</b>	0.483
21	65	Alexander ROWAN	GBR	Honda - Victoria House Mortimer Racing	<b>2:11.037</b>	14	2:11.190	14	<b>7.139</b>	1.221
22	66	Rossi DOBSON	GBR	Honda - WM Racing	2:11.974	13	<b>2:11.089</b>	14	<b>7.191</b>	0.052
23	61	Harrison MACKAY	GBR	Honda - True Heroes Racing / Super Soco	2:13.895	12	<b>2:11.596</b>	14	<b>7.698</b>	0.507
24	79	Harley McCABE	GBR	Honda - MLav VisionTrack Academy		1	<b>2:11.821</b>	14	<b>7.923</b>	0.225
25	22	Anthony EAGLE	UZB	Honda - Microlise Cresswell Racing	<b>2:12.466</b>	14	2:12.478	13	<b>8.568</b>	0.645
26	2	Rhys COATES	GBR	Honda - Ernie Coates Race Support / SP125 Racing	<b>2:12.575</b>	13	2:13.170	13	<b>8.677</b>	0.109
27	44	Lucas HILL	GBR	Honda - Ashcourt Racing	2:13.524	12	<b>2:12.992</b>	13	<b>9.094</b>	0.417
28	27	Ted WILKINSON	GBR	Honda - RMB Racing	2:20.038	5	<b>2:13.546</b>	13	<b>9.648</b>	0.554
29	99	Peter WILLIS	GBR	Honda - WM Racing	2:14.974	13	<b>2:13.794</b>	14	<b>9.896</b>	0.248
30	51	Holly HARRIS	GBR	Honda - MJL Racing	2:17.813	12	<b>2:14.071</b>	14	<b>10.173</b>	0.277

QUALIFYING LAPTIME (110.0% of 2:03.898) = 2:16.287

Weather / Track : Cloudy / Dry

These results are provisional until the conclusion of any judicial and technical matters.

Snetterton 300

Circuit Length = 2.9689 miles

Start: 15:05 Flag 15:35 End: 15:37

Race Director : Stuart Higgs	Stewards :	Timekeeper : Richard Evans
------------------------------	------------	----------------------------

Results can be found at [www.britishsuperbike.com](http://www.britishsuperbike.com)

Printed - 15:39 Friday, 03 September 2021





## QUALIFYING - CLASSIFICATION

POS	NO	NAME	NAT	ENTRY	TIME	ON	LAPS	GAP	DIFF	MPH
1	57	Johnny GARNES	GBR	Honda - City Lifting by RS Racing	2:04.032	13	13			86.17
2	67	Casey O'GORMAN	GBR	Honda - Microlise Cresswell Racing	2:04.526	14	14	0.494	0.494	85.83
3	52	Evan BELFORD	GBR	Honda - City Lifting by RS Racing	2:05.082	12	13	1.050	0.556	85.44
4	24	Cormac BUCHANAN	NZL	Honda - Microlise Cresswell Racing	2:05.347	10	13	1.315	0.265	85.26
5	48	Ollie WALKER	GBR	Honda - Moto Rapido / SP125 Racing	2:06.226	6	12	2.194	0.879	84.67
6	7	Jamie LYONS	GBR	Honda - C&M Motors Ltd / Tooltec Racing	2:06.232	9	9	2.200	0.006	84.67
7	34	James COOK	GBR	Honda - Wilson Racing	2:06.455	13	13	2.423	0.223	84.52
8	15	Harrison CROSBY	GBR	Honda - Banks Racing	2:06.458	10	11	2.426	0.003	84.51
9	74	Carter BROWN	GBR	Honda - City Lifting by RS Racing	2:06.704	5	11	2.672	0.246	84.35
10	23	Rhys STEPHENSON	GBR	Honda - Rocket Racing	2:06.801	13	14	2.769	0.097	84.29
11	37	Corey TINKER	GBR	Honda - CT Racing	2:06.814	13	14	2.782	0.013	84.28
12	5	Mason JOHNSON	GBR	Honda - Johnson Racing	2:07.056	7	11	3.024	0.242	84.12
13	33	JJ CUNNINGHAM	GBR	Honda - Thorneycroft56 / JCRsupersport	2:07.258	11	14	3.226	0.202	83.98
14	41	Luca HOPKINS	GBR	Honda - Wilson Racing	2:07.319	13	14	3.287	0.061	83.94
15	4	Sullivan MOUNSEY	GBR	Honda - iForce Lloyd & Jones	2:07.644	13	13	3.612	0.325	83.73
16	53	Kiyano VEIJER	NLD	Honda - Microlise Cresswell Racing	2:07.811	5	14	3.779	0.167	83.62
17	29	Lucas BROWN	GBR	Honda - Amphibian Scaffolding / SP125 Racing	2:07.963	8	13	3.931	0.152	83.52
18	96	Rossi BANHAM	GBR	Honda - MJL Racing	2:07.966	6	10	3.934	0.003	83.52
19	55	Harrison DESSOY	GBR	Honda - Thorneycroft56 Racing	2:08.126	10	12	4.094	0.160	83.41
20	40	Julian CORREA	USA	Honda - Microlise Cresswell Racing	2:08.131	13	13	4.099	0.005	83.41
21	12	Josh BANNISTER	GBR	Honda - Dunsley Heat Racing	2:08.239	12	14	4.207	0.108	83.34
22	65	Alexander ROWAN	GBR	Honda - Victoria House Mortimer Racing	2:08.347	13	14	4.315	0.108	83.27
23	61	Harrison MACKAY	GBR	Honda - True Heroes Racing / Super Soco	2:08.804	14	14	4.772	0.457	82.97
24	79	Harley McCABE	GBR	Honda - MLav VisionTrack Academy	2:09.707	13	13	5.675	0.903	82.40
25	66	Rossi DOBSON	GBR	Honda - WM Racing	2:10.108	10	14	6.076	0.401	82.14
26	99	Peter WILLIS	GBR	Honda - WM Racing	2:10.618	14	14	6.586	0.510	81.82
27	22	Anthony EAGLE	UZB	Honda - Microlise Cresswell Racing	2:10.748	13	13	6.716	0.130	81.74
28	44	Lucas HILL	GBR	Honda - Ashcourt Racing	2:11.224	6	13	7.192	0.476	81.44
29	27	Ted WILKINSON	GBR	Honda - RMB Racing	2:11.234	9	12	7.202	0.010	81.44
30	51	Holly HARRIS	GBR	Honda - MJL Racing	2:11.988	13	13	7.956	0.754	80.97

QUALIFYING LAPTIME (110.0% of 2:04.032) = 2:16.435

31	2	Rhys COATES	GBR	Honda - Ernie Coates Race Support / SP125 Racing
----	---	-------------	-----	--

Weather / Track : Cloudy / Dry

These results are provisional until the conclusion of any judicial and technical matters.

Snetterton 300

Circuit Length = 2.9689 miles

Start: 09:30 Flag 10:00 End: 10:02

Race Director : Stuart Higgs

Stewards :

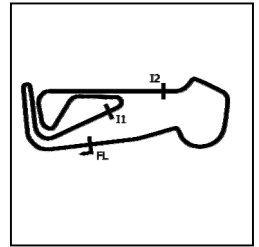
Timekeeper : Richard Evans

# MCRCB BULLETIN TK115

## 2021 Bennetts British Superbike Championship - Round 7

### 2021 Honda British Talent Cup

## QUALIFYING - SECTOR ANALYSIS



SECTOR 1 = FL to I1, SECTOR 2 = I1 to I2, SECTOR 3 = I2 to FL, DIFF = Difference To Personal Best Lap, P = Crossed Finish Line in Pit Lane, D = Time Disallowed

P1		57		Johnny GARNESS			Honda - City Lifting by RS Racing						
IDEAL LAP TIME :		2:03.898		BEST LAP TIME :			2:04.032		DIFFERENCE :			0.134	
LAP		SECTOR 1		SECTOR 2		SECTOR 3		LAP TIME	MPH	DIFF	TIME OF DAY		
1 -	OUTLAP	97.3	47.821	125.6	43.183	123.1	2:17.445	77.76	13.413	09:32:24.018			
2 -	40.327	112.0	46.623	125.6	42.192	123.5	2:09.142	82.76	5.110	09:34:33.160			
3 -	40.392	112.5	45.555	126.6	41.743	124.7	2:07.690	83.70	3.658	09:36:40.850			
4 -	39.848	112.5	45.984	118.3	42.703	123.1	2:08.535	83.15	4.503	09:38:49.385			
5 -	39.699	112.0	45.200	125.4	41.879	123.3	2:06.778	84.30	2.746	09:40:56.163			
6 -	39.678	112.2	44.925	125.9	41.644	123.3	2:06.247	84.66	2.215	09:43:02.410			
7 -	39.881	112.0	45.837	126.6	IN PIT		4:39.552	P 38.23	2:35.520	09:47:41.962			
8 -	OUTLAP	107.8	45.628	125.6	42.463	123.8	2:18.375	77.23	14.343	09:50:00.337			
9 -	39.717	111.4	44.479	127.3	41.745	123.8	2:05.941	84.86	1.909	09:52:06.278			
10 -	39.545	112.9	44.608	124.9	41.367	123.1	2:05.520 (3)	85.15	1.488	09:54:11.798			
11 -	39.849	113.5	45.039	126.1	41.180	123.5	2:06.068	84.78	2.036	09:56:17.866			
12 -	39.136	113.7	<b>44.297</b>	<b>128.3</b>	40.982	<b>125.2</b>	2:04.415 (2)	85.90	0.383	09:58:22.281			
13 -	<b>38.863</b>	<b>115.5</b>	44.431	126.8	<b>40.738</b>	123.3	<b>2:04.032 (1)</b>	<b>86.17</b>		<b>10:00:26.313</b>			

P2		67		Casey O'GORMAN			Honda - Microlise Cresswell Racing						
IDEAL LAP TIME :		2:04.411		BEST LAP TIME :			2:04.526		DIFFERENCE :			0.115	
LAP		SECTOR 1		SECTOR 2		SECTOR 3		LAP TIME	MPH	DIFF	TIME OF DAY		
1 -	OUTLAP	107.7	46.690	122.0	42.682	120.4	2:17.265	77.86	12.739	09:32:50.505			
2 -	40.393	108.9	45.779	122.9	41.873	120.6	2:08.045	83.47	3.519	09:34:58.550			
3 -	39.819	110.7	45.005	125.4	42.053	120.4	2:06.877	84.23	2.351	09:37:05.427			
4 -	39.525	110.5	44.627	122.4	41.175	121.5	2:05.327	85.28	0.801	09:39:10.754			
5 -	39.281	<b>111.4</b>	45.544	123.1	42.257	<b>122.0</b>	2:07.082	84.10	2.556	09:41:17.836			
6 -	39.369	111.1	44.584	<b>125.6</b>	41.086	121.1	2:05.039	85.47	0.513	09:43:22.875			
7 -	39.529	107.3	44.728	123.1	41.341	121.7	2:05.598	85.09	1.072	09:45:28.473			
8 -	39.650	110.7	45.094	122.6	41.199	120.2	2:05.943	84.86	1.417	09:47:34.416			
9 -	39.219	110.5	46.528	120.6	42.264	120.9	2:08.011	83.49	3.485	09:49:42.427			
10 -	39.395	109.1	48.133	107.7	43.572	120.6	2:11.100	81.52	6.574	09:51:53.527			
11 -	39.285	110.3	44.595	122.6	41.115	119.8	2:04.995 (3)	85.50	0.469	09:53:58.522			
12 -	39.244	110.5	44.521	122.6	<b>41.043</b>	<b>122.0</b>	2:04.808 (2)	85.63	0.282	09:56:03.330			
13 -	39.197	110.1	<b>44.224</b>	125.2	41.715	120.2	2:05.136	85.41	0.610	09:58:08.466			
14 -	<b>39.144</b>	111.2	44.325	122.4	41.057	120.6	<b>2:04.526 (1)</b>	<b>85.83</b>		<b>10:00:12.992</b>			

P3		52		Evan BELFORD			Honda - City Lifting by RS Racing						
IDEAL LAP TIME :		2:05.082		BEST LAP TIME :			2:05.082		DIFFERENCE :			0.000	
LAP		SECTOR 1		SECTOR 2		SECTOR 3		LAP TIME	MPH	DIFF	TIME OF DAY		
1 -	OUTLAP	105.3	46.962	121.7	42.544	120.0	2:14.821	79.27	9.739	09:32:26.411			
2 -	40.781	108.0	45.950	121.7	42.172	118.5	2:08.903	82.91	3.821	09:34:35.314			
3 -	40.462	107.2	45.732	<b>123.1</b>	41.946	120.2	2:08.140	83.40	3.058	09:36:43.454			
4 -	40.049	<b>109.6</b>	45.657	122.0	43.197	118.9	2:08.903	82.91	3.821	09:38:52.357			
5 -	40.229	108.2	48.340	115.9	IN PIT		6:06.941	P 29.12	4:01.859	09:44:59.298			
6 -	OUTLAP	99.4	50.151	108.5	44.855	118.3	2:20.186	76.24	15.104	09:47:19.484			
7 -	40.356	107.7	45.717	119.6	41.787	118.9	2:07.860	83.59	2.778	09:49:27.344			
8 -	39.680	107.8	45.318	119.4	41.544	118.7	2:06.542	84.46	1.460	09:51:33.886			
9 -	39.497	108.2	44.956	120.0	41.573	118.1	2:06.026	84.80	0.944	09:53:39.912			
10 -	39.529	108.7	44.973	119.4	41.433	119.1	2:05.935 (3)	84.86	0.853	09:55:45.847			
11 -	39.296	108.2	44.853	120.2	41.626	118.9	2:05.775 (2)	84.97	0.693	09:57:51.622			
12 -	<b>39.265</b>	109.2	<b>44.638</b>	120.2	<b>41.179</b>	<b>121.3</b>	<b>2:05.082 (1)</b>	<b>85.44</b>		<b>09:59:56.704</b>			
13 -	39.926	108.4	45.221	119.8	41.809	118.3	2:06.956	84.18	1.874	10:02:03.660			

Weather / Track : Cloudy / Dry

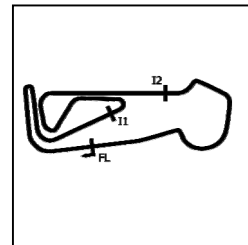
Snetterton 300  
Circuit Length = 2.9689 miles  
Start: 09:30 Flag 10:00 End: 10:02

# MCRCB BULLETIN TK115

## 2021 Bennetts British Superbike Championship - Round 7

### 2021 Honda British Talent Cup

## QUALIFYING - SECTOR ANALYSIS



SECTOR 1 = FL to I1, SECTOR 2 = I1 to I2, SECTOR 3 = I2 to FL, DIFF = Difference To Personal Best Lap, P = Crossed Finish Line in Pit Lane, D = Time Disallowed

<b>P4 24</b>		<b>Cormac BUCHANAN</b>					Honda - Microlise Cresswell Racing				
IDEAL LAP TIME : 2:05.117		BEST LAP TIME : 2:05.347					DIFFERENCE : 0.230				
LAP		SECTOR 1	SECTOR 2		SECTOR 3		LAP TIME	MPH	DIFF	TIME OF DAY	
1 -	OUTLAP	103.5	47.370	120.0	42.815	117.5	2:17.116	77.94	11.769	09:32:30.389	
2 -	40.604	102.6	45.665	<b>122.4</b>	IN PIT		2:30.853 <b>P</b>	70.85	25.506	09:35:01.242	
3 -	OUTLAP	105.5	47.004	118.3	41.824	116.9	2:13.672	79.95	8.325	09:37:14.914	
4 -	40.094	<b>107.2</b>	45.498	117.7	41.684	116.9	2:07.276	83.97	1.929	09:39:22.190	
5 -	40.536	104.6	46.749	117.1	IN PIT		3:46.946 <b>P</b>	47.09	1:41.599	09:43:09.136	
6 -	OUTLAP	78.8	48.408	110.1	43.948	116.9	2:38.793	67.30	33.446	09:45:47.929	
7 -	40.234	105.6	45.246	117.3	41.309	117.3	2:06.789	84.29	1.442	09:47:54.718	
8 -	39.819	105.8	44.906	118.5	41.568	117.9	2:06.293	84.62	0.946	09:50:01.011	
9 -	39.862	106.3	44.999	120.0	41.344	117.3	2:06.205	84.68	0.858	09:52:07.216	
<b>10 -</b>	39.788	106.8	<b>44.644</b>	120.0	<b>40.915</b>	117.7	<b>2:05.347 (1)</b>	<b>85.26</b>		<b>09:54:12.563</b>	
11 -	40.217	106.8	44.977	118.7	40.937	118.3	2:06.131 <b>(3)</b>	84.73	0.784	09:56:18.694	
12 -	<b>39.558</b>	<b>107.2</b>	44.755	118.9	41.066	<b>118.7</b>	2:05.379 <b>(2)</b>	85.24	0.032	09:58:24.073	
13 -	40.424	103.4	45.443	119.4	41.782	115.1	2:07.649	83.73	2.302	10:00:31.722	

<b>P5 48</b>		<b>Ollie WALKER</b>					Honda - Moto Rapido / SP125 Racing				
IDEAL LAP TIME : 2:06.092		BEST LAP TIME : 2:06.226					DIFFERENCE : 0.134				
LAP		SECTOR 1	SECTOR 2		SECTOR 3		LAP TIME	MPH	DIFF	TIME OF DAY	
1 -	OUTLAP	99.1	46.943	122.6	42.625	<b>121.5</b>	2:14.434	79.50	8.208	09:32:26.604	
2 -	40.660	104.0	45.916	122.9	42.257	121.3	2:08.833	82.96	2.607	09:34:35.437	
3 -	40.295	108.2	45.280	121.7	41.964	119.1	2:07.539	83.80	1.313	09:36:42.976	
4 -	39.997	108.2	45.108	121.7	41.933	120.0	2:07.038	84.13	0.812	09:38:50.014	
5 -	39.575	109.4	45.122	122.9	41.935	119.8	2:06.632	84.40	0.406	09:40:56.646	
<b>6 -</b>	<b>39.341</b>	109.8	45.074	<b>123.5</b>	41.811	119.8	<b>2:06.226 (1)</b>	<b>84.67</b>		<b>09:43:02.872</b>	
7 -	39.657	<b>110.7</b>	45.300	120.0	IN PIT		6:57.216 <b>P</b>	25.61	4:50.990	09:50:00.088	
8 -	OUTLAP	107.5	45.717	121.1	42.353	118.7	2:16.083	78.54	9.857	09:52:16.171	
9 -	39.850	108.2	45.188	120.2	42.200	118.3	2:07.238	84.00	1.012	09:54:23.409	
10 -	39.505	109.4	44.974	120.4	41.800	120.0	2:06.279 <b>(2)</b>	84.63	0.053	09:56:29.688	
11 -	39.753	108.7	45.490	120.9	<b>41.788</b>	120.6	2:07.031	84.13	0.805	09:58:36.719	
12 -	39.719	109.2	<b>44.963</b>	121.7	41.873	120.2	2:06.555 <b>(3)</b>	84.45	0.329	10:00:43.274	

<b>P6 7</b>		<b>Jamie LYONS</b>					Honda - C&M Motors Ltd / Tooltec Racing				
IDEAL LAP TIME : 2:06.083		BEST LAP TIME : 2:06.232					DIFFERENCE : 0.149				
LAP		SECTOR 1	SECTOR 2		SECTOR 3		LAP TIME	MPH	DIFF	TIME OF DAY	
1 -	OUTLAP	105.1	47.596	120.9	43.252	116.5	2:19.730	76.49	13.498	09:32:53.937	
2 -	40.785	107.2	45.810	<b>123.3</b>	42.293	118.3	2:08.888	82.92	2.656	09:35:02.825	
3 -	40.466	107.5	45.373	120.6	42.162	118.1	2:08.001	83.49	1.769	09:37:10.826	
4 -	39.984	<b>109.1</b>	45.277	120.2	41.809	<b>118.7</b>	2:07.070 <b>(3)</b>	84.11	0.838	09:39:17.896	
5 -	45.697	107.5	46.221	115.1	IN PIT		2:35.206 <b>P</b>	68.86	28.974	09:41:53.102	
6 -	OUTLAP	90.4	48.033	117.7	42.960	117.9	2:18.017	77.44	11.785	09:44:11.119	
7 -	39.874	108.4	45.409	<b>123.3</b>	41.660	117.1	2:06.943 <b>(2)</b>	84.19	0.711	09:46:18.062	
8 -	39.878	107.5	47.108	118.5	42.349	117.1	2:09.335	82.63	3.103	09:48:27.397	
<b>9 -</b>	39.735	107.5	<b>44.939</b>	118.5	<b>41.558</b>	116.7	<b>2:06.232 (1)</b>	<b>84.67</b>		<b>09:50:33.629</b>	

Weather / Track : Cloudy / Dry

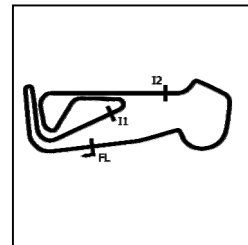
Snetterton 300  
Circuit Length = 2.9689 miles  
Start: 09:30 Flag 10:00 End: 10:02

# MCRCB BULLETIN TK115

## 2021 Bennetts British Superbike Championship - Round 7

### 2021 Honda British Talent Cup

## QUALIFYING - SECTOR ANALYSIS



SECTOR 1 = FL to I1, SECTOR 2 = I1 to I2, SECTOR 3 = I2 to FL, DIFF = Difference To Personal Best Lap, P = Crossed Finish Line in Pit Lane, D = Time Disallowed

<b>P7 34</b>		<b>James COOK</b>					Honda - Wilson Racing				
IDEAL LAP TIME : 2:06.455		BEST LAP TIME : 2:06.455					DIFFERENCE : 0.000				
LAP	SECTOR 1	SECTOR 2		SECTOR 3		LAP TIME	MPH	DIFF	TIME OF DAY		
1 -	OUTLAP	101.9	46.958	122.2	43.271	119.6	2:16.263	78.43	9.808	09:32:28.693	
2 -	41.597	104.0	46.330	<b>123.1</b>	42.430	120.2	2:10.357	81.99	3.902	09:34:39.050	
3 -	41.103	<b>107.3</b>	46.019	121.5	IN PIT		2:48.851 <b>P</b>	63.29	42.396	09:37:27.901	
4 -	OUTLAP	106.3	46.489	118.9	42.582	118.5	2:15.190	79.05	8.735	09:39:43.091	
5 -	42.472	98.3	47.820	108.9	IN PIT		3:13.313 <b>P</b>	55.28	1:06.858	09:42:56.404	
6 -	OUTLAP	<b>107.3</b>	45.730	122.4	IN PIT		2:38.459 <b>P</b>	67.45	32.004	09:45:34.863	
7 -	OUTLAP	104.3	51.084	80.6	IN PIT		3:26.153 <b>P</b>	51.84	1:19.698	09:49:01.016	
8 -	OUTLAP	104.8	46.292	118.3	42.370	117.3	2:14.742	79.32	8.287	09:51:15.758	
9 -	40.402	106.8	45.956	120.4	42.876	<b>120.4</b>	2:09.234	82.70	2.779	09:53:24.992	
10 -	39.984	107.2	45.266	118.9	41.812	117.9	2:07.062 <b>(3)</b>	84.11	0.607	09:55:32.054	
11 -	40.134	106.0	45.214	118.7	41.736	117.5	2:07.084	84.10	0.629	09:57:39.138	
12 -	39.900	107.2	45.211	118.5	41.745	117.1	2:06.856 <b>(2)</b>	84.25	0.401	09:59:45.994	
<b>13 -</b>	<b>39.850</b>	106.3	<b>45.162</b>	118.7	<b>41.443</b>	118.1	<b>2:06.455 (1)</b>	<b>84.52</b>		<b>10:01:52.449</b>	

<b>P8 15</b>		<b>Harrison CROSBY</b>					Honda - Banks Racing				
IDEAL LAP TIME : 2:05.845		BEST LAP TIME : 2:06.458					DIFFERENCE : 0.613				
LAP	SECTOR 1	SECTOR 2		SECTOR 3		LAP TIME	MPH	DIFF	TIME OF DAY		
1 -	OUTLAP	99.7	46.858	122.4	44.490	117.7	2:21.331	75.62	14.873	09:32:55.369	
2 -	40.682	107.0	45.582	<b>122.6</b>	42.775	117.9	2:09.039	82.82	2.581	09:35:04.408	
3 -	40.381	107.8	45.338	122.0	42.232	118.9	2:07.951	83.53	1.493	09:37:12.359	
4 -	40.202	108.7	45.161	121.1	42.245	117.5	2:07.608	83.75	1.150	09:39:19.967	
5 -	40.184	107.8	46.011	118.5	IN PIT		9:19.784 <b>P</b>	19.09	7:13.326	09:48:39.751	
6 -	OUTLAP	105.1	46.320	118.3	42.582	116.9	2:15.602	78.81	9.144	09:50:55.353	
7 -	40.288	107.5	45.354	120.2	42.102	117.3	2:07.744	83.66	1.286	09:53:03.097	
8 -	40.115	107.8	44.958	120.4	41.906	118.1	2:06.979 <b>(2)</b>	84.17	0.521	09:55:10.076	
9 -	40.174	100.4	45.860	118.3	43.424	118.1	2:09.458	82.56	3.000	09:57:19.534	
<b>10 -</b>	<b>40.122</b>	<b>109.2</b>	<b>44.719</b>	120.2	<b>41.617</b>	<b>119.4</b>	<b>2:06.458 (1)</b>	<b>84.51</b>		<b>09:59:25.992</b>	
11 -	<b>39.509</b>	108.0	45.374	122.2	42.222	119.1	2:07.105 <b>(3)</b>	84.08	0.647	10:01:33.097	

<b>P9 74</b>		<b>Carter BROWN</b>					Honda - City Lifting by RS Racing				
IDEAL LAP TIME : 2:05.602		BEST LAP TIME : 2:06.704					DIFFERENCE : 1.102				
LAP	SECTOR 1	SECTOR 2		SECTOR 3		LAP TIME	MPH	DIFF	TIME OF DAY		
1 -	OUTLAP	91.8	48.214	119.6	IN PIT		6:44.103 <b>P</b>	26.44	4:37.399	09:36:50.125	
2 -	OUTLAP	105.8	46.701	118.7	42.877	116.3	2:13.060	80.32	6.356	09:39:03.185	
3 -	40.286	106.0	46.141	118.7	42.421	116.1	2:08.848	82.95	2.144	09:41:12.033	
4 -	40.140	107.0	45.207	121.1	41.881	118.1	2:07.228	84.00	0.524	09:43:19.261	
<b>5 -</b>	<b>39.755</b>	108.5	45.221	120.4	41.728	117.7	<b>2:06.704 (1)</b>	<b>84.35</b>		<b>09:45:25.965</b>	
6 -	39.880	107.5	45.174	120.9	41.762	116.9	2:06.816 <b>(2)</b>	84.28	0.112	09:47:32.781	
7 -	40.379	99.1	47.200	121.7	42.538	119.4	2:10.117	82.14	3.413	09:49:42.898	
8 -	<b>39.470</b>	108.7	45.644	119.6	IN PIT		5:23.188 <b>P</b>	33.07	3:16.484	09:55:06.086	
9 -	OUTLAP	107.0	45.833	121.5	43.220	117.3	2:13.044	80.33	6.340	09:57:19.130	
10 -	40.890	107.8	44.876	<b>122.0</b>	<b>41.276</b>	<b>120.6</b>	2:07.042	84.13	0.338	09:59:26.172	
11 -	39.591	<b>109.2</b>	<b>44.856</b>	120.9	42.381	116.7	2:06.828 <b>(3)</b>	84.27	0.124	10:01:33.000	

Weather / Track : Cloudy / Dry

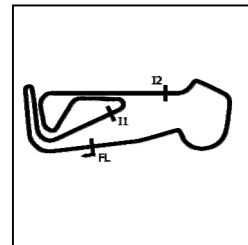
Snetterton 300  
Circuit Length = 2.9689 miles  
Start: 09:30 Flag 10:00 End: 10:02

# MCRCB BULLETIN TK115

## 2021 Bennetts British Superbike Championship - Round 7

### 2021 Honda British Talent Cup

## QUALIFYING - SECTOR ANALYSIS



SECTOR 1 = FL to I1, SECTOR 2 = I1 to I2, SECTOR 3 = I2 to FL, DIFF = Difference To Personal Best Lap, P = Crossed Finish Line in Pit Lane, D = Time Disallowed

P10 23		Rhys STEPHENSON					Honda - Rocket Racing				
IDEAL LAP TIME : 2:06.479		BEST LAP TIME : 2:06.801					DIFFERENCE : 0.322				
LAP	SECTOR 1	SECTOR 2		SECTOR 3		LAP TIME	MPH	DIFF	TIME OF DAY		
1 -	OUTLAP	97.3	48.937	114.5	43.721	117.9	2:20.364	76.14	13.563	09:32:36.894	
2 -	41.043	107.8	45.691	123.1	43.479	118.7	2:10.213	82.08	3.412	09:34:47.107	
3 -	40.362	106.3	46.698	<b>123.8</b>	43.414	118.9	2:10.474	81.91	3.673	09:36:57.581	
4 -	40.543	<b>109.6</b>	45.809	118.7	42.681	118.7	2:09.033	82.83	2.232	09:39:06.614	
5 -	40.450	107.2	45.495	119.4	42.638	118.1	2:08.583	83.12	1.782	09:41:15.197	
6 -	39.918	108.9	46.039	118.5	IN PIT		2:28.750	<b>P</b>	21.949	09:43:43.947	
7 -	OUTLAP	107.0	45.238	118.3	42.201	119.8	2:12.237	80.82	5.436	09:45:56.184	
8 -	39.845	109.4	45.478	119.6	42.139	118.1	2:07.462	<b>(3)</b>	83.85	0.661	09:48:03.646
9 -	40.443	106.8	45.284	118.3	42.170	118.5	2:07.897	83.56	1.096	09:50:11.543	
10 -	40.230	106.5	45.233	119.6	42.531	117.7	2:07.994	83.50	1.193	09:52:19.537	
11 -	40.270	107.7	45.199	118.9	42.003	117.5	2:07.472	83.84	0.671	09:54:27.009	
12 -	40.158	106.8	45.085	117.5	42.033	118.9	2:07.276	<b>(2)</b>	83.97	0.475	09:56:34.285
<b>13 -</b>	<b>39.987</b>	<b>107.2</b>	<b>44.935</b>	<b>118.7</b>	<b>41.879</b>	<b>119.4</b>	<b>2:06.801</b>	<b>(1)</b>	<b>84.29</b>	<b>09:58:41.086</b>	
14 -	<b>39.711</b>	108.5	<b>44.889</b>	118.5	42.868	<b>120.4</b>	2:07.468	83.84	0.667	10:00:48.554	

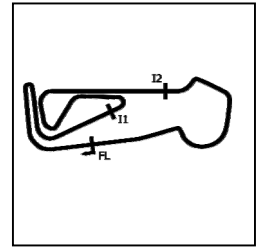
P11 37		Corey TINKER					Honda - CT Racing				
IDEAL LAP TIME : 2:06.804		BEST LAP TIME : 2:06.814					DIFFERENCE : 0.010				
LAP	SECTOR 1	SECTOR 2		SECTOR 3		LAP TIME	MPH	DIFF	TIME OF DAY		
1 -	OUTLAP	101.9	48.545	118.1	45.402	116.7	2:23.973	74.23	17.159	09:32:56.224	
2 -	41.443	105.6	47.184	118.1	43.432	117.1	2:12.059	80.93	5.245	09:35:08.283	
3 -	40.985	105.8	46.366	<b>120.2</b>	43.410	116.7	2:10.761	81.73	3.947	09:37:19.044	
4 -	40.865	107.0	46.951	119.4	43.584	<b>118.1</b>	2:11.400	81.34	4.586	09:39:30.444	
5 -	40.475	104.3	45.996	119.4	44.364	116.9	2:10.835	81.69	4.021	09:41:41.279	
6 -	40.267	107.2	46.165	117.3	42.749	117.3	2:09.181	82.73	2.367	09:43:50.460	
7 -	40.221	108.0	45.514	118.5	42.414	117.5	2:08.149	83.40	1.335	09:45:58.609	
8 -	40.051	107.7	45.568	119.1	42.959	117.1	2:08.578	83.12	1.764	09:48:07.187	
9 -	39.951	108.0	45.668	117.1	42.368	117.1	2:07.987	83.50	1.173	09:50:15.174	
10 -	40.039	107.7	45.406	118.9	42.109	117.7	2:07.554	83.79	0.740	09:52:22.728	
11 -	39.850	<b>108.4</b>	45.322	118.3	42.232	116.9	2:07.404	<b>(3)</b>	83.89	0.590	09:54:30.132
12 -	39.855	108.2	45.410	117.3	<b>42.027</b>	117.3	2:07.292	<b>(2)</b>	83.96	0.478	09:56:37.424
<b>13 -</b>	<b>39.617</b>	<b>108.4</b>	<b>45.160</b>	118.3	42.037	117.7	<b>2:06.814</b>	<b>(1)</b>	<b>84.28</b>	<b>09:58:44.238</b>	
14 -	39.980	105.5	46.328	117.3	43.112	116.9	2:09.420	82.58	2.606	10:00:53.658	

P12 5		Mason JOHNSON					Honda - Johnson Racing				
IDEAL LAP TIME : 2:07.056		BEST LAP TIME : 2:07.056					DIFFERENCE : 0.000				
LAP	SECTOR 1	SECTOR 2		SECTOR 3		LAP TIME	MPH	DIFF	TIME OF DAY		
1 -	OUTLAP	93.3	48.071	116.1	44.784	118.3	2:20.020	76.33	12.964	09:32:32.469	
2 -	41.264	103.4	46.612	118.3	42.799	115.7	2:10.675	81.79	3.619	09:34:43.144	
3 -	43.225	101.5	47.633	117.7	43.647	<b>118.7</b>	2:14.505	79.46	7.449	09:36:57.649	
4 -	40.771	<b>109.1</b>	45.982	118.9	42.401	118.5	2:09.154	82.75	2.098	09:39:06.803	
5 -	40.338	108.4	45.823	<b>119.4</b>	41.899	116.7	2:08.060	<b>(3)</b>	83.46	1.004	09:41:14.863
6 -	40.202	105.8	45.991	118.3	41.985	116.9	2:08.178	83.38	1.122	09:43:23.041	
7 -	<b>40.010</b>	106.1	<b>45.330</b>	117.7	<b>41.716</b>	116.7	<b>2:07.056</b>	<b>(1)</b>	<b>84.12</b>	<b>09:45:30.097</b>	
8 -	42.233	81.2	48.162	115.7	IN PIT		8:05.713	<b>P</b>	22.00	5:58.657	09:53:35.810
9 -	OUTLAP	105.8	45.819	117.7	41.887	114.5	2:12.450	80.69	5.394	09:55:48.260	
10 -	40.283	106.0	45.503	117.5	41.922	115.3	2:07.708	<b>(2)</b>	83.69	0.652	09:57:55.968
11 -	40.351	107.3	45.550	116.3	42.242	116.3	2:08.143	83.40	1.087	10:00:04.111	

Weather / Track : Cloudy / Dry

Snetterton 300  
Circuit Length = 2.9689 miles  
Start: 09:30 Flag 10:00 End: 10:02

QUALIFYING - SECTOR ANALYSIS



SECTOR 1 = FL to I1, SECTOR 2 = I1 to I2, SECTOR 3 = I2 to FL, DIFF = Difference To Personal Best Lap, P = Crossed Finish Line in Pit Lane, D = Time Disallowed

P13 33		JJ CUNNINGHAM					Honda - Thornycroft56 / JCRsupersport				
IDEAL LAP TIME : 2:07.258		BEST LAP TIME : 2:07.258					DIFFERENCE : 0.000				
LAP		SECTOR 1	SECTOR 2		SECTOR 3		LAP TIME	MPH	DIFF	TIME OF DAY	
1 -	OUTLAP	88.1	49.548	120.6	44.062	118.7	2:21.401	75.58	14.143	09:32:37.908	
2 -		41.402	105.3	47.403	120.6	43.093	118.1	2:11.898	4.640	09:34:49.806	
3 -		40.917	104.5	46.500	<b>120.9</b>	42.716	118.3	2:10.133	2.875	09:36:59.939	
4 -		40.674	106.1	46.235	118.3	42.506	117.9	2:09.415	2.157	09:39:09.354	
5 -		40.588	106.5	46.250	120.4	42.800	<b>119.1</b>	2:09.638	82.44	2.380 09:41:18.992	
6 -		41.200	104.2	46.050	119.4	42.562	116.3	2:09.812	82.33	2.554 09:43:28.804	
7 -		40.408	104.3	46.263	119.4	42.953	117.1	2:09.624	82.45	2.366 09:45:38.428	
8 -		40.387	106.3	45.961	117.7	42.409	116.3	2:08.757 (3)	83.00	1.499 09:47:47.185	
9 -		40.655	105.3	46.650	118.1	42.669	117.1	2:09.974	82.23	2.716 09:49:57.159	
10 -		40.650	105.6	46.123	115.9	43.311	116.7	2:10.084	82.16	2.826 09:52:07.243	
<b>11 -</b>	<b>39.997</b>	106.1	<b>45.360</b>	119.8	<b>41.901</b>	116.9	<b>2:07.258 (1)</b>	<b>83.98</b>		<b>09:54:14.501</b>	
12 -		41.403	<b>106.6</b>	46.235	117.1	42.596	117.7	2:10.234	82.06	2.976 09:56:24.735	
13 -		40.455	105.5	45.989	116.5	42.714	116.9	2:09.158	82.75	1.900 09:58:33.893	
14 -		40.076	<b>106.6</b>	46.044	116.9	42.567	116.3	2:08.687 (2)	83.05	1.429 10:00:42.580	

P14 41		Luca HOPKINS					Honda - Wilson Racing				
IDEAL LAP TIME : 2:07.300		BEST LAP TIME : 2:07.319					DIFFERENCE : 0.019				
LAP		SECTOR 1	SECTOR 2		SECTOR 3		LAP TIME	MPH	DIFF	TIME OF DAY	
1 -	OUTLAP	94.3	49.083	120.2	43.844	<b>120.0</b>	2:21.632	75.46	14.313	09:32:34.473	
2 -		41.819	100.9	46.928	119.8	43.942	118.9	2:12.689	80.54	5.370 09:34:47.162	
3 -		41.236	106.5	46.170	121.1	IN PIT		2:30.264 P	71.12	22.945 09:37:17.426	
4 -	OUTLAP	108.0	46.098	<b>121.3</b>	43.576	119.4	2:14.123	79.68	6.804	09:39:31.549	
5 -		41.638	108.2	45.889	117.7	42.646	119.6	2:10.173	82.10	2.854 09:41:41.722	
6 -		40.613	107.2	45.937	120.0	42.885	118.7	2:09.435	82.57	2.116 09:43:51.157	
7 -		40.331	107.0	45.895	121.1	42.584	118.9	2:08.810	82.97	1.491 09:45:59.967	
8 -		40.242	108.0	45.794	121.1	42.984	119.1	2:09.020	82.84	1.701 09:48:08.987	
9 -		40.516	105.3	46.734	118.5	43.753	119.6	2:11.003	81.58	3.684 09:50:19.990	
10 -		40.689	107.2	46.305	119.4	42.744	118.7	2:09.738	82.38	2.419 09:52:29.728	
11 -		40.319	108.2	45.646	118.7	42.776	117.1	2:08.741	83.02	1.422 09:54:38.469	
12 -		39.889	107.7	45.889	117.5	42.595	117.9	2:08.373 (3)	83.25	1.054 09:56:46.842	
<b>13 -</b>	<b>39.892</b>	<b>109.2</b>	<b>45.229</b>	118.9	<b>42.198</b>	118.5	<b>2:07.319 (1)</b>	<b>83.94</b>		<b>09:58:54.161</b>	
14 -		<b>39.873</b>	108.2	45.371	119.1	42.235	118.7	2:07.479 (2)	83.84	0.160 10:01:01.640	

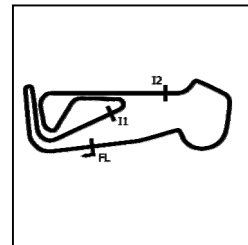
P15 4		Sullivan MOUNSEY					Honda - iForce Lloyd & Jones				
IDEAL LAP TIME : 2:07.334		BEST LAP TIME : 2:07.644					DIFFERENCE : 0.310				
LAP		SECTOR 1	SECTOR 2		SECTOR 3		LAP TIME	MPH	DIFF	TIME OF DAY	
1 -	OUTLAP	95.8	48.639	122.4	43.595	<b>121.7</b>	2:19.998	76.34	12.354	09:32:36.976	
2 -		40.732	<b>110.0</b>	45.584	<b>125.9</b>	43.029	120.2	2:09.345	82.63	1.701 09:34:46.321	
3 -		40.364	105.0	46.800	121.5	42.425	119.6	2:09.589	82.47	1.945 09:36:55.910	
4 -		40.178	109.6	45.719	120.4	42.409	120.0	2:08.306	83.30	0.662 09:39:04.216	
5 -		39.977	108.4	<b>45.427</b>	120.6	42.352	120.4	2:07.756 (3)	83.66	0.112 09:41:11.972	
6 -		41.513	107.8	45.890	120.2	42.266	119.4	2:09.669	82.42	2.025 09:43:21.641	
7 -		41.780	77.2	46.268	119.6	IN PIT		5:03.046 P	35.26	2:55.402 09:48:24.687	
8 -	OUTLAP	104.2	47.270	117.9	44.478	119.1	2:19.117	76.82	11.473	09:50:43.804	
9 -		40.160	<b>110.0</b>	46.752	119.1	42.559	118.7	2:09.471	82.55	1.827 09:52:53.275	
10 -		40.242	108.4	45.768	119.4	42.244	119.1	2:08.254	83.33	0.610 09:55:01.529	
11 -		40.025	108.9	45.656	117.7	42.372	118.3	2:08.053	83.46	0.409 09:57:09.582	
12 -		39.976	109.2	45.691	118.7	42.019	119.8	2:07.686 (2)	83.70	0.042 09:59:17.268	
<b>13 -</b>	<b>39.920</b>	108.4	45.737	118.7	<b>41.987</b>	119.6	<b>2:07.644 (1)</b>	<b>83.73</b>		<b>10:01:24.912</b>	

# MCRCB BULLETIN TK115

## 2021 Bennetts British Superbike Championship - Round 7

### 2021 Honda British Talent Cup

## QUALIFYING - SECTOR ANALYSIS



SECTOR 1 = FL to I1, SECTOR 2 = I1 to I2, SECTOR 3 = I2 to FL, DIFF = Difference To Personal Best Lap, P = Crossed Finish Line in Pit Lane, D = Time Disallowed

P16 53		Kiyano VEIJER					Honda - Microlise Cresswell Racing			
IDEAL LAP TIME : 2:07.472		BEST LAP TIME : 2:07.811					DIFFERENCE : 0.339			
LAP	SECTOR 1	SECTOR 2		SECTOR 3		LAP TIME	MPH	DIFF	TIME OF DAY	
1 -	OUTLAP	84.7	49.851	117.3	44.575	121.3	2:27.509	72.45	19.698	09:33:01.081
2 -	41.092	105.5	46.215	124.0	43.067	120.2	2:10.374	81.98	2.563	09:35:11.455
3 -	40.406	108.5	45.758	<b>125.2</b>	42.525	<b>122.2</b>	2:08.689	83.05	0.878	09:37:20.144
4 -	40.392	106.8	46.231	123.1	42.750	120.9	2:09.373	82.61	1.562	09:39:29.517
5 -	40.126	<b>110.0</b>	<b>45.313</b>	122.9	42.372	121.1	<b>2:07.811 (1)</b>	<b>83.62</b>		<b>09:41:37.328</b>
6 -	40.110	108.5	45.506	122.6	42.534	121.3	2:08.150	83.40	0.339	09:43:45.478
7 -	40.139	109.1	45.903	122.2	42.519	121.5	2:08.561	83.13	0.750	09:45:54.039
8 -	40.309	104.8	45.975	122.2	IN PIT		2:30.373 P	71.07	22.562	09:48:24.412
9 -	OUTLAP	107.0	46.996	115.5	43.207	120.9	2:18.334	77.26	10.523	09:50:42.746
10 -	40.076	109.2	45.646	122.4	42.224	121.1	2:07.946	83.53	0.135	09:52:50.692
11 -	40.048	109.1	45.471	122.4	42.335	121.3	2:07.854 (2)	83.59	0.043	09:54:58.546
12 -	40.199	108.4	45.465	121.5	42.561	120.9	2:08.225	83.35	0.414	09:57:06.771
13 -	40.218	109.6	45.512	122.0	<b>42.139</b>	<b>122.2</b>	2:07.869 (3)	83.58	0.058	09:59:14.640
14 -	<b>40.020</b>	107.8	45.605	122.4	42.557	119.8	2:08.182	83.38	0.371	10:01:22.822

P17 29		Lucas BROWN					Honda - Amphibian Scaffolding / SP125 Racing			
IDEAL LAP TIME : 2:07.827		BEST LAP TIME : 2:07.963					DIFFERENCE : 0.136			
LAP	SECTOR 1	SECTOR 2		SECTOR 3		LAP TIME	MPH	DIFF	TIME OF DAY	
1 -	OUTLAP	103.4	46.761	<b>121.7</b>	42.852	117.5	2:16.185	78.48	8.222	09:32:27.310
2 -	40.836	107.0	46.009	<b>121.7</b>	42.701	117.9	2:09.546	82.50	1.583	09:34:36.856
3 -	40.743	107.2	45.896	118.7	<b>42.096</b>	116.7	2:08.735	83.02	0.772	09:36:45.591
4 -	40.670	106.1	45.929	117.3	IN PIT		4:16.292 P	41.70	2:08.329	09:41:01.883
5 -	OUTLAP	102.6	48.814	107.8	43.380	115.7	2:17.049	77.98	9.086	09:43:18.932
6 -	40.741	106.1	46.068	117.1	42.468	115.7	2:09.277	82.67	1.314	09:45:28.209
7 -	40.701	<b>107.5</b>	45.784	118.3	42.446	116.1	2:08.931	82.89	0.968	09:47:37.140
8 -	<b>40.273</b>	107.2	<b>45.458</b>	119.6	42.232	<b>118.1</b>	<b>2:07.963 (1)</b>	<b>83.52</b>		<b>09:49:45.103</b>
9 -	43.791	96.5	51.403	110.7	IN PIT		2:37.275 P	67.95	29.312	09:52:22.378
10 -	OUTLAP	106.3	45.989	116.5	43.017	114.9	2:12.633	80.58	4.670	09:54:35.011
11 -	40.494	105.6	45.758	115.7	42.618	115.9	2:08.870	82.93	0.907	09:56:43.881
12 -	40.375	106.1	45.828	116.5	42.446	116.3	2:08.649 (3)	83.07	0.686	09:58:52.530
13 -	40.297	105.3	45.785	116.1	42.443	115.9	2:08.525 (2)	83.15	0.562	10:01:01.055

P18 96		Rossi BANHAM					Honda - MJL Racing			
IDEAL LAP TIME : 2:07.553		BEST LAP TIME : 2:07.966					DIFFERENCE : 0.413			
LAP	SECTOR 1	SECTOR 2		SECTOR 3		LAP TIME	MPH	DIFF	TIME OF DAY	
1 -	OUTLAP	94.6	46.810	118.5	43.011	116.5	2:15.481	78.88	7.515	09:32:22.301
2 -	40.439	105.1	45.781	118.5	42.710	116.1	2:08.930	82.89	0.964	09:34:31.231
3 -	40.437	105.8	45.747	118.9	42.611	116.7	2:08.795	82.98	0.829	09:36:40.026
4 -	40.724	106.1	45.638	118.5	IN PIT		2:23.925 P	74.26	15.959	09:39:03.951
5 -	OUTLAP	<b>106.8</b>	45.450	<b>121.3</b>	42.431	117.7	2:16.489	78.30	8.523	09:41:20.440
6 -	39.960	104.5	45.692	<b>121.3</b>	<b>42.314</b>	118.7	<b>2:07.966 (1)</b>	<b>83.52</b>		<b>09:43:28.406</b>
7 -	<b>39.927</b>	106.1	46.147	120.6	42.662	<b>118.9</b>	2:08.736	83.02	0.770	09:45:37.142
8 -	40.388	106.3	45.614	119.4	42.446	117.1	2:08.448 (3)	83.20	0.482	09:47:45.590
9 -	40.361	106.1	<b>45.312</b>	118.7	42.569	116.9	2:08.242 (2)	83.34	0.276	09:49:53.832
10 -	47.290	90.6	45.871	121.1	IN PIT		3:16.334 P	54.43	1:08.368	09:53:10.166

Weather / Track : Cloudy / Dry

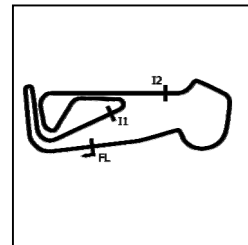
Snetterton 300  
Circuit Length = 2.9689 miles  
Start: 09:30 Flag 10:00 End: 10:02

# MCRCB BULLETIN TK115

## 2021 Bennetts British Superbike Championship - Round 7

### 2021 Honda British Talent Cup

## QUALIFYING - SECTOR ANALYSIS



SECTOR 1 = FL to I1, SECTOR 2 = I1 to I2, SECTOR 3 = I2 to FL, DIFF = Difference To Personal Best Lap, P = Crossed Finish Line in Pit Lane, D = Time Disallowed

P19 55		Harrison DESOY					Honda - Thorneycroft56 Racing				
IDEAL LAP TIME : 2:07.963		BEST LAP TIME : 2:08.126					DIFFERENCE : 0.163				
LAP	SECTOR 1	SECTOR 2		SECTOR 3		LAP TIME	MPH	DIFF	TIME OF DAY		
1 -	OUTLAP	88.6	49.226	118.5	44.042	119.4	2:21.504	75.53	13.378	09:32:37.468	
2 -	41.690	105.0	47.040	120.9	43.098	116.5	2:11.828	81.07	3.702	09:34:49.296	
3 -	41.290	106.5	46.143	121.5	42.719	118.3	2:10.152	82.11	2.026	09:36:59.448	
4 -	40.475	107.8	46.255	120.4	42.397	118.9	2:09.127	82.77	1.001	09:39:08.575	
5 -	40.767	107.3	46.275	<b>123.1</b>	42.817	119.4	2:09.859	82.30	1.733	09:41:18.434	
6 -	40.581	101.5	46.220	121.5	42.144	<b>120.0</b>	2:08.945	82.88	0.819	09:43:27.379	
7 -	41.110	94.1	47.049	122.6	IN PIT		6:00.616	<b>P</b>	3:52.490	09:49:27.995	
8 -	OUTLAP	89.3	47.573	107.5	44.231	117.7	2:26.381	73.01	18.255	09:51:54.376	
9 -	40.413	<b>108.5</b>	45.988	119.1	42.307	117.5	2:08.708	<b>(3)</b>	0.582	09:54:03.084	
<b>10 -</b>	40.282	107.7	<b>45.771</b>	119.6	<b>42.073</b>	118.5	<b>2:08.126</b>	<b>(1)</b>	<b>83.41</b>	<b>09:56:11.210</b>	
11 -	<b>40.119</b>	106.5	46.000	119.8	42.497	115.9	2:08.616	<b>(2)</b>	0.490	09:58:19.826	
12 -	40.689	<b>108.5</b>	45.894	120.9	43.451	116.9	2:10.034	82.19	1.908	10:00:29.860	

P20 40		Julian CORREA					Honda - Microlise Cresswell Racing				
IDEAL LAP TIME : 2:07.911		BEST LAP TIME : 2:08.131					DIFFERENCE : 0.220				
LAP	SECTOR 1	SECTOR 2		SECTOR 3		LAP TIME	MPH	DIFF	TIME OF DAY		
1 -	OUTLAP	98.5	48.055	119.6	44.340	121.1	2:21.535	75.51	13.404	09:33:07.046	
2 -	41.602	101.0	47.234	121.5	43.122	119.8	2:11.958	80.99	3.827	09:35:19.004	
3 -	41.017	106.5	46.454	122.0	42.988	120.4	2:10.459	81.92	2.328	09:37:29.463	
4 -	41.012	105.0	46.898	120.9	42.356	120.0	2:10.266	82.04	2.135	09:39:39.729	
5 -	40.524	109.1	46.551	119.1	42.309	120.6	2:09.384	82.60	1.253	09:41:49.113	
6 -	41.621	105.8	47.301	119.4	IN PIT		3:21.787	<b>P</b>	1:13.656	09:45:10.900	
7 -	OUTLAP	106.1	54.970	65.7	45.804	120.9	2:27.252	72.58	19.121	09:47:38.152	
8 -	40.649	109.4	46.041	121.3	42.149	121.3	2:08.839	82.95	0.708	09:49:46.991	
9 -	41.217	108.9	45.851	<b>122.4</b>	43.206	121.7	2:10.274	82.04	2.143	09:51:57.265	
10 -	41.356	<b>110.9</b>	46.249	120.2	42.223	118.9	2:09.828	82.32	1.697	09:54:07.093	
11 -	40.502	110.5	45.785	120.6	<b>41.901</b>	120.2	2:08.188	<b>(2)</b>	0.057	09:56:15.281	
12 -	40.395	110.1	45.722	120.6	42.129	120.2	2:08.246	<b>(3)</b>	0.115	09:58:23.527	
<b>13 -</b>	<b>40.361</b>	110.3	<b>45.649</b>	121.3	42.121	<b>122.0</b>	<b>2:08.131</b>	<b>(1)</b>	<b>83.41</b>	<b>10:00:31.658</b>	

P21 12		Josh BANNISTER					Honda - Dunsley Heat Racing				
IDEAL LAP TIME : 2:07.915		BEST LAP TIME : 2:08.239					DIFFERENCE : 0.324				
LAP	SECTOR 1	SECTOR 2		SECTOR 3		LAP TIME	MPH	DIFF	TIME OF DAY		
1 -	OUTLAP	94.6	49.115	116.1	44.224	115.9	2:19.600	76.56	11.361	09:32:25.756	
2 -	41.480	100.6	46.734	<b>119.8</b>	42.844	116.1	2:11.058	81.55	2.819	09:34:36.814	
3 -	41.154	107.3	46.078	119.6	43.074	115.9	2:10.306	82.02	2.067	09:36:47.120	
4 -	40.836	106.0	46.230	116.9	42.648	116.1	2:09.714	82.39	1.475	09:38:56.834	
5 -	40.782	105.3	46.394	114.9	43.346	114.1	2:10.522	81.88	2.283	09:41:07.356	
6 -	41.064	101.3	46.380	115.1	42.702	115.3	2:10.146	82.12	1.907	09:43:17.502	
7 -	40.648	104.2	46.275	116.3	42.271	116.5	2:09.194	82.72	0.955	09:45:26.696	
8 -	40.652	104.2	46.315	116.3	42.356	115.9	2:09.323	82.64	1.084	09:47:36.019	
9 -	40.423	106.3	46.136	116.1	42.317	116.9	2:08.876	82.93	0.637	09:49:44.895	
10 -	41.148	105.5	46.044	117.3	42.451	115.7	2:09.643	82.44	1.404	09:51:54.538	
11 -	40.497	<b>107.7</b>	45.836	116.7	42.363	118.3	2:08.696	<b>(3)</b>	0.457	09:54:03.234	
<b>12 -</b>	40.429	106.6	<b>45.632</b>	116.9	<b>42.178</b>	<b>118.9</b>	<b>2:08.239</b>	<b>(1)</b>	<b>83.34</b>	<b>09:56:11.473</b>	
13 -	<b>40.105</b>	106.5	45.878	116.9	42.397	116.5	2:08.380	<b>(2)</b>	0.141	09:58:19.853	
14 -	41.499	106.3	45.876	118.3	42.917	117.5	2:10.292	82.03	2.053	10:00:30.145	

Weather / Track : Cloudy / Dry

Snetterton 300  
Circuit Length = 2.9689 miles  
Start: 09:30 Flag 10:00 End: 10:02

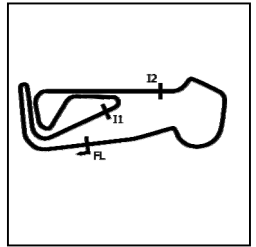


# MCRCB BULLETIN TK115

## 2021 Bennetts British Superbike Championship - Round 7

### 2021 Honda British Talent Cup

## QUALIFYING - SECTOR ANALYSIS



SECTOR 1 = FL to I1, SECTOR 2 = I1 to I2, SECTOR 3 = I2 to FL, DIFF = Difference To Personal Best Lap, P = Crossed Finish Line in Pit Lane, D = Time Disallowed

P22 65		Alexander ROWAN					Honda - Victoria House Mortimer Racing			
IDEAL LAP TIME : 2:08.347		BEST LAP TIME : 2:08.347			DIFFERENCE : 0.000					
LAP	SECTOR 1	SECTOR 2		SECTOR 3		LAP TIME	MPH	DIFF	TIME OF DAY	
1 -	OUTLAP	102.7	49.685	122.0	46.105	120.2	2:26.534	72.93	18.187	09:33:14.321
2 -	42.814	108.7	48.235	123.5	44.768	120.6	2:15.817	78.69	7.470	09:35:30.138
3 -	41.519	107.0	47.543	123.5	43.524	121.3	2:12.586	80.61	4.239	09:37:42.724
4 -	41.059	110.5	47.187	122.4	43.263	120.2	2:11.509	81.27	3.162	09:39:54.233
5 -	40.793	109.4	46.719	121.7	42.814	121.1	2:10.326	82.01	1.979	09:42:04.559
6 -	40.564	110.0	46.421	122.9	43.078	120.4	2:10.063	82.17	1.716	09:44:14.622
7 -	40.280	110.7	46.205	122.2	42.754	120.2	2:09.239 (3)	82.70	0.892	09:46:23.861
8 -	40.470	110.3	46.146	122.2	42.226	120.6	2:08.842 (2)	82.95	0.495	09:48:32.703
9 -	40.314	100.7	46.753	113.9	43.680	120.9	2:10.747	81.74	2.400	09:50:43.450
10 -	40.232	110.7	47.004	124.0	43.071	120.0	2:10.307	82.02	1.960	09:52:53.757
11 -	40.519	108.2	46.133	123.5	43.040	120.6	2:09.692	82.41	1.345	09:55:03.449
12 -	40.211	110.9	46.412	121.1	42.691	120.6	2:09.314	82.65	0.967	09:57:12.763
13 -	40.122	110.0	46.020	122.4	42.205	121.5	2:08.347 (1)	83.27		09:59:21.110
14 -	40.255	110.3	46.341	122.9	42.893	120.4	2:09.489	82.54	1.142	10:01:30.599

P23 61		Harrison MACKAY					Honda - True Heroes Racing / Super Soco			
IDEAL LAP TIME : 2:08.735		BEST LAP TIME : 2:08.804			DIFFERENCE : 0.069					
LAP	SECTOR 1	SECTOR 2		SECTOR 3		LAP TIME	MPH	DIFF	TIME OF DAY	
1 -	OUTLAP	96.0	49.227	117.7	44.694	118.9	2:20.961	75.82	12.157	09:32:32.286
2 -	41.778	99.5	47.250	121.5	43.602	119.8	2:12.630	80.58	3.826	09:34:44.916
3 -	41.584	101.2	47.203	122.4	43.005	120.2	2:11.792	81.09	2.988	09:36:56.708
4 -	40.913	104.3	46.441	122.9	43.158	121.5	2:10.512	81.89	1.708	09:39:07.220
5 -	40.557	103.7	46.394	122.0	43.172	120.4	2:10.123	82.13	1.319	09:41:17.343
6 -	40.650	106.5	46.223	122.0	42.944	119.6	2:09.817	82.33	1.013	09:43:27.160
7 -	40.723	109.4	46.165	119.6	42.799	120.0	2:09.687 (3)	82.41	0.883	09:45:36.847
8 -	40.876	106.6	45.970	120.9	42.767	119.8	2:09.613 (2)	82.46	0.809	09:47:46.460
9 -	41.039	104.3	46.619	119.8	IN PIT		3:21.881 P	52.94	1:13.077	09:51:08.341
10 -	OUTLAP	100.6	47.621	118.3	43.544	119.6	2:16.519	78.29	7.715	09:53:24.860
11 -	41.023	106.5	46.433	122.2	43.352	119.4	2:10.808	81.70	2.004	09:55:35.668
12 -	41.045	106.6	46.850	119.4	43.106	119.1	2:11.001	81.58	2.197	09:57:46.669
13 -	40.784	106.1	46.504	118.9	42.551	120.2	2:09.839	82.31	1.035	09:59:56.508
14 -	40.626	109.6	45.808	120.9	42.370	120.6	2:08.804 (1)	82.97		10:02:05.312

P24 79		Harley McCABE					Honda - MLav VisionTrack Academy			
IDEAL LAP TIME : 2:09.182		BEST LAP TIME : 2:09.707			DIFFERENCE : 0.525					
LAP	SECTOR 1	SECTOR 2		SECTOR 3		LAP TIME	MPH	DIFF	TIME OF DAY	
1 -	OUTLAP	103.5	48.913	124.0	44.946	121.5	2:21.359	75.60	11.652	09:32:33.953
2 -	42.039	109.6	47.089	125.2	43.431	122.0	2:12.559	80.62	2.852	09:34:46.512
3 -	40.803	105.5	46.675	125.6	43.140	122.4	2:10.618	81.82	0.911	09:36:57.130
4 -	41.115	108.0	46.653	124.5	43.005	121.7	2:10.773	81.73	1.066	09:39:07.903
5 -	41.068	107.2	46.356	124.0	43.504	122.2	2:10.928	81.63	1.221	09:41:18.831
6 -	41.276	96.2	46.505	126.3	42.782	122.4	2:10.563	81.86	0.856	09:43:29.394
7 -	40.791	107.2	45.893	125.2	43.205	121.1	2:09.889 (3)	82.28	0.182	09:45:39.283
8 -	40.694	107.8	46.170	124.0	42.844	121.1	2:09.708 (2)	82.40	0.001	09:47:48.991
9 -	40.985	108.2	47.050	121.1	IN PIT		3:42.042 P	48.13	1:32.335	09:51:31.033
10 -	OUTLAP	102.4	47.364	121.7	43.505	119.1	2:18.049	77.42	8.342	09:53:49.082
11 -	40.979	108.0	46.453	122.2	42.760	120.6	2:10.192	82.09	0.485	09:55:59.274
12 -	41.066	109.4	46.153	121.7	42.752	120.9	2:09.971	82.23	0.264	09:58:09.245
13 -	40.647	108.0	46.418	122.0	42.642	120.9	2:09.707 (1)	82.40		10:00:18.952

Weather / Track : Cloudy / Dry

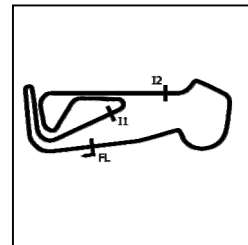
Snetterton 300  
Circuit Length = 2.9689 miles  
Start: 09:30 Flag 10:00 End: 10:02

# MCRCB BULLETIN TK115

## 2021 Bennetts British Superbike Championship - Round 7

### 2021 Honda British Talent Cup

### QUALIFYING - SECTOR ANALYSIS



SECTOR 1 = FL to I1, SECTOR 2 = I1 to I2, SECTOR 3 = I2 to FL, DIFF = Difference To Personal Best Lap, P = Crossed Finish Line in Pit Lane, D = Time Disallowed

P25 66		Rossi DOBSON					Honda - WM Racing			
IDEAL LAP TIME : 2:09.903		BEST LAP TIME : 2:10.108					DIFFERENCE : 0.205			
LAP	SECTOR 1	SECTOR 2		SECTOR 3		LAP TIME	MPH	DIFF	TIME OF DAY	
1 -	OUTLAP	88.7	50.902	117.7	46.361	117.7	2:26.444	72.98	16.336	09:32:49.358
2 -	43.051	105.6	47.919	120.0	44.321	119.6	2:15.291	79.00	5.183	09:35:04.649
3 -	41.351	<b>109.2</b>	47.244	117.5	43.619	119.4	2:12.214	80.83	2.106	09:37:16.863
4 -	41.150	108.2	46.568	119.4	43.684	117.9	2:11.402	81.33	1.294	09:39:28.265
5 -	41.386	106.5	46.360	120.9	43.705	118.5	2:11.451	81.30	1.343	09:41:39.716
6 -	41.066	106.8	48.237	120.0	43.557	<b>119.8</b>	2:12.860	80.44	2.752	09:43:52.576
7 -	40.776	108.4	46.891	120.0	43.362	117.5	2:11.029	81.57	0.921	09:46:03.605
8 -	41.509	103.2	47.480	119.1	43.499	119.4	2:12.488	80.67	2.380	09:48:16.093
9 -	40.806	107.2	46.430	119.1	43.579	117.7	2:10.815	81.70	0.707	09:50:26.908
<b>10 -</b>	40.911	107.7	<b>46.173</b>	120.6	<b>43.024</b>	118.9	<b>2:10.108 (1)</b>	<b>82.14</b>		<b>09:52:37.016</b>
11 -	<b>40.706</b>	107.5	46.227	120.4	43.241	118.5	2:10.174 (2)	82.10	0.066	09:54:47.190
12 -	40.793	107.2	46.465	<b>121.5</b>	53.879	117.9	2:21.137	75.72	11.029	09:57:08.327
13 -	40.918	108.2	46.782	119.4	43.374	119.1	2:11.074	81.54	0.966	09:59:19.401
14 -	40.753	107.7	46.182	119.6	43.261	118.1	2:10.196 (3)	82.09	0.088	10:01:29.597

P26 99		Peter WILLIS					Honda - WM Racing			
IDEAL LAP TIME : 2:10.413		BEST LAP TIME : 2:10.618					DIFFERENCE : 0.205			
LAP	SECTOR 1	SECTOR 2		SECTOR 3		LAP TIME	MPH	DIFF	TIME OF DAY	
1 -	OUTLAP	89.0	48.962	118.9	44.642	<b>121.7</b>	2:22.226	75.14	11.608	09:32:39.385
2 -	42.074	108.9	47.545	<b>123.5</b>	44.485	119.1	2:14.104	79.69	3.486	09:34:53.489
3 -	41.435	108.4	47.099	122.6	43.841	119.6	2:12.375	80.74	1.757	09:37:05.864
4 -	41.342	<b>110.3</b>	46.937	120.4	43.480	119.1	2:11.759	81.11	1.141	09:39:17.623
5 -	41.858	107.5	48.042	120.2	43.814	119.4	2:13.714	79.93	3.096	09:41:31.337
6 -	41.492	104.8	47.352	120.2	43.767	118.7	2:12.611	80.59	1.993	09:43:43.948
7 -	41.165	108.4	46.970	120.6	43.098	121.3	2:11.233	81.44	0.615	09:45:55.181
8 -	<b>40.739</b>	105.0	47.017	120.9	44.334	118.7	2:12.090	80.91	1.472	09:48:07.271
9 -	41.977	108.2	46.918	119.4	43.600	119.1	2:12.495	80.66	1.877	09:50:19.766
10 -	41.203	101.0	46.918	122.2	43.590	119.6	2:11.711	81.14	1.093	09:52:31.477
11 -	40.887	108.9	46.763	120.9	43.255	119.4	2:10.905 (2)	81.64	0.287	09:54:42.382
12 -	41.176	109.1	<b>46.702</b>	119.6	43.341	118.7	2:11.219 (3)	81.45	0.601	09:56:53.601
13 -	41.303	105.8	47.070	121.1	43.694	117.1	2:12.067	80.92	1.449	09:59:05.668
<b>14 -</b>	40.833	108.7	46.813	119.8	<b>42.972</b>	119.8	<b>2:10.618 (1)</b>	<b>81.82</b>		<b>10:01:16.286</b>

P27 22		Anthony EAGLE					Honda - Microlise Cresswell Racing			
IDEAL LAP TIME : 2:10.748		BEST LAP TIME : 2:10.748					DIFFERENCE : 0.000			
LAP	SECTOR 1	SECTOR 2		SECTOR 3		LAP TIME	MPH	DIFF	TIME OF DAY	
1 -	OUTLAP	94.5	51.030	113.5	46.465	115.3	2:28.385	72.02	17.637	09:32:56.838
2 -	43.158	101.9	49.224	<b>117.1</b>	45.086	114.7	2:17.468	77.74	6.720	09:35:14.306
3 -	42.441	104.0	48.054	116.5	43.812	115.3	2:14.307	79.57	3.559	09:37:28.613
4 -	41.690	104.6	47.329	116.3	43.772	115.3	2:12.791	80.48	2.043	09:39:41.404
5 -	41.882	103.5	48.131	114.3	43.582	115.3	2:13.595	80.00	2.847	09:41:54.999
6 -	41.667	103.7	47.414	114.1	43.450	115.7	2:12.531	80.64	1.783	09:44:07.530
7 -	41.616	103.8	47.193	114.7	IN PIT		3:58.624 P	44.79	1:47.876	09:48:06.154
8 -	OUTLAP	105.0	47.571	115.1	43.506	115.3	2:17.841	77.53	7.093	09:50:23.995
9 -	41.146	105.1	46.943	116.1	43.241	115.1	2:11.330	81.38	0.582	09:52:35.325
10 -	41.089	105.3	46.850	115.9	43.259	115.3	2:11.198 (2)	81.46	0.450	09:54:46.523
11 -	41.113	105.1	46.846	114.5	43.597	115.3	2:11.556	81.24	0.808	09:56:58.079
12 -	41.122	<b>105.8</b>	46.747	115.1	43.334	<b>115.9</b>	2:11.203 (3)	81.46	0.455	09:59:09.282
<b>13 -</b>	<b>41.062</b>	105.0	<b>46.701</b>	115.5	<b>42.985</b>	114.5	<b>2:10.748 (1)</b>	<b>81.74</b>		<b>10:01:20.030</b>

Weather / Track : Cloudy / Dry

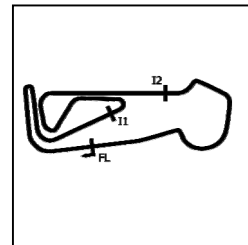
Snetterton 300  
Circuit Length = 2.9689 miles  
Start: 09:30 Flag 10:00 End: 10:02

# MCRCB BULLETIN TK115

## 2021 Bennetts British Superbike Championship - Round 7

### 2021 Honda British Talent Cup

## QUALIFYING - SECTOR ANALYSIS



SECTOR 1 = FL to I1, SECTOR 2 = I1 to I2, SECTOR 3 = I2 to FL, DIFF = Difference To Personal Best Lap, P = Crossed Finish Line in Pit Lane, D = Time Disallowed

P28 44		Lucas HILL					Honda - Ashcourt Racing				
IDEAL LAP TIME : 2:10.871		BEST LAP TIME : 2:11.224					DIFFERENCE : 0.353				
LAP	SECTOR 1	SECTOR 2		SECTOR 3		LAP TIME	MPH	DIFF	TIME OF DAY		
1 -	OUTLAP	102.9	49.003	120.0	44.491	<b>118.9</b>	2:20.122	76.27	8.898	09:32:25.831	
2 -	42.250	107.3	46.715	<b>123.3</b>	44.193	116.1	2:13.158	80.26	1.934	09:34:38.989	
3 -	41.733	107.0	46.538	120.4	43.763	116.7	2:12.034	80.94	0.810	09:36:51.023	
4 -	41.415	107.3	46.428	118.5	43.909	115.7	2:11.752	81.12	0.528	09:39:02.775	
5 -	41.344	106.0	46.495	120.2	43.675	116.7	2:11.514 (2)	81.26	0.290	09:41:14.289	
6 -	41.495	<b>107.5</b>	<b>46.357</b>	122.6	<b>43.372</b>	116.5	<b>2:11.224 (1)</b>	<b>81.44</b>		<b>09:43:25.513</b>	
7 -	42.316	105.5	47.291	120.6	IN PIT		3:03.915 P	58.11	52.691	09:46:29.428	
8 -	OUTLAP	100.0	49.925	113.7	45.822	115.9	2:24.494	73.96	13.270	09:48:53.922	
9 -	41.800	104.6	46.907	116.9	IN PIT		2:31.501 P	70.54	20.277	09:51:25.423	
10 -	OUTLAP	102.7	48.414	118.1	44.405	116.1	2:24.730	73.84	13.506	09:53:50.153	
11 -	41.451	107.0	47.063	117.9	44.771	117.3	2:13.285	80.18	2.061	09:56:03.438	
12 -	41.570	106.0	48.504	113.9	56.937	116.3	2:27.011	72.70	15.787	09:58:30.449	
13 -	<b>41.142</b>	107.3	46.949	117.1	43.553	115.1	2:11.644 (3)	81.18	0.420	10:00:42.093	

P29 27		Ted WILKINSON					Honda - RMB Racing				
IDEAL LAP TIME : 2:11.234		BEST LAP TIME : 2:11.234					DIFFERENCE : 0.000				
LAP	SECTOR 1	SECTOR 2		SECTOR 3		LAP TIME	MPH	DIFF	TIME OF DAY		
1 -	OUTLAP	81.2	52.116	112.9	48.550	116.7	2:34.678	69.09	23.444	09:33:07.085	
2 -	45.235	97.5	48.996	117.9	46.665	114.9	2:20.896	75.85	9.662	09:35:27.981	
3 -	42.789	100.9	48.771	116.1	45.444	115.9	2:17.004	78.01	5.770	09:37:44.985	
4 -	41.799	102.4	47.930	115.3	44.863	115.3	2:14.592 (3)	79.41	3.358	09:39:59.577	
5 -	42.657	99.7	48.674	114.7	IN PIT		3:14.198 P	55.03	1:02.964	09:43:13.775	
6 -	OUTLAP	89.9	48.561	115.3	45.109	115.7	2:36.142	68.45	24.908	09:45:49.917	
7 -	42.896	103.7	52.327	118.5	44.854	116.3	2:20.077	76.30	8.843	09:48:09.994	
8 -	41.978	104.6	50.234	112.4	45.687	<b>117.3</b>	2:17.899	77.50	6.665	09:50:27.893	
9 -	<b>41.001</b>	<b>107.3</b>	<b>46.482</b>	<b>119.4</b>	<b>43.751</b>	117.1	<b>2:11.234 (1)</b>	<b>81.44</b>		<b>09:52:39.127</b>	
10 -	41.315	106.1	46.944	117.5	44.404	115.7	2:12.663 (2)	80.56	1.429	09:54:51.790	
11 -	41.922	105.6	1:01.990	104.3	IN PIT		3:11.036 P	55.94	59.802	09:58:02.826	
12 -	OUTLAP	103.2	49.154	112.7	46.831	98.9	2:29.983	71.26	18.749	10:00:32.809	

P30 51		Holly HARRIS					Honda - MJL Racing				
IDEAL LAP TIME : 2:11.927		BEST LAP TIME : 2:11.988					DIFFERENCE : 0.061				
LAP	SECTOR 1	SECTOR 2		SECTOR 3		LAP TIME	MPH	DIFF	TIME OF DAY		
1 -	OUTLAP	96.5	50.698	118.7	46.211	117.9	2:28.122	72.15	16.134	09:32:45.901	
2 -	43.606	103.4	48.145	<b>122.0</b>	44.865	117.1	2:16.616	78.23	4.628	09:35:02.517	
3 -	43.348	103.2	47.610	<b>122.0</b>	44.218	<b>120.2</b>	2:15.176	79.06	3.188	09:37:17.693	
4 -	42.139	107.0	46.877	121.5	44.409	118.9	2:13.425	80.10	1.437	09:39:31.118	
5 -	42.527	108.2	46.980	121.1	44.251	118.7	2:13.758	79.90	1.770	09:41:44.876	
6 -	42.787	106.8	47.288	120.2	44.286	118.9	2:14.361	79.54	2.373	09:43:59.237	
7 -	42.426	106.6	47.551	119.1	IN PIT		3:23.544 P	52.50	1:11.556	09:47:22.781	
8 -	OUTLAP	104.3	47.864	119.4	44.680	118.5	2:21.508	75.52	9.520	09:49:44.289	
9 -	42.272	107.5	46.924	120.6	<b>43.572</b>	118.7	2:12.768 (3)	80.50	0.780	09:51:57.057	
10 -	42.446	<b>109.6</b>	46.868	121.5	44.096	117.7	2:13.410	80.11	1.422	09:54:10.467	
11 -	42.481	98.9	47.043	120.9	43.897	118.5	2:13.421	80.10	1.433	09:56:23.888	
12 -	41.906	105.1	46.777	120.2	43.831	119.1	2:12.514 (2)	80.65	0.526	09:58:36.402	
13 -	<b>41.648</b>	106.3	<b>46.707</b>	120.4	43.633	118.5	<b>2:11.988 (1)</b>	<b>80.97</b>		<b>10:00:48.390</b>	

# MCRCB BULLETIN TK116

## 2021 Bennetts British Superbike Championship - Round 7

### 2021 Honda British Talent Cup

### QUALIFYING - BEST SECTORS

SECTOR 1			SECTOR 2			SECTOR 3			IDEAL / BEST COMPARISON						
POS	NO	NAME	TIME	NO	NAME	TIME	NO	NAME	TIME	POS	NO	NAME	IDEAL	BEST	DIFF
													<b>PERFECT LAP</b>	<b>2:03.825</b>	
1	57	GARNESSE	38.863	67	O'GORMAN	44.224	57	GARNESSE	40.738	1	57	GARNESSE	2:03.898	2:04.032	0.134
2	67	O'GORMAN	39.144	57	GARNESSE	44.297	24	BUCHANAN	40.915	2	67	O'GORMAN	2:04.411	2:04.526	0.115
3	52	BELFORD	39.265	52	BELFORD	44.638	67	O'GORMAN	41.043	3	52	BELFORD	2:05.082	2:05.082	0.000
4	48	WALKER	39.341	24	BUCHANAN	44.644	52	BELFORD	41.179	4	24	BUCHANAN	2:05.117	2:05.347	0.230
5	74	BROWN	39.470	15	CROSBY	44.719	74	BROWN	41.276	5	74	BROWN	2:05.602	2:06.704	1.102
6	15	CROSBY	39.509	74	BROWN	44.856	34	COOK	41.443	6	15	CROSBY	2:05.845	2:06.458	0.613
7	24	BUCHANAN	39.558	23	STEPHENSON	44.889	7	LYONS	41.558	7	7	LYONS	2:06.083	2:06.232	0.149
8	7	LYONS	39.586	7	LYONS	44.939	15	CROSBY	41.617	8	48	WALKER	2:06.092	2:06.226	0.134
9	37	TINKER	39.617	48	WALKER	44.963	5	JOHNSON	41.716	9	34	COOK	2:06.455	2:06.455	0.000
10	23	STEPHENSON	39.711	37	TINKER	45.160	48	WALKER	41.788	10	23	STEPHENSON	2:06.479	2:06.801	0.322
11	34	COOK	39.850	34	COOK	45.162	23	STEPHENSON	41.879	11	37	TINKER	2:06.804	2:06.814	0.010
12	41	HOPKINS	39.873	41	HOPKINS	45.229	33	CUNNINGHAM	41.901	12	5	JOHNSON	2:07.056	2:07.056	0.000
13	4	MOUNSEY	39.920	96	BANHAM	45.312	40	CORREA	41.901	13	33	CUNNINGHAM	2:07.258	2:07.258	0.000
14	96	BANHAM	39.927	53	VEIJER	45.313	4	MOUNSEY	41.987	14	41	HOPKINS	2:07.300	2:07.319	0.019
15	33	CUNNINGHAM	39.997	5	JOHNSON	45.330	37	TINKER	42.027	15	4	MOUNSEY	2:07.334	2:07.644	0.310
16	5	JOHNSON	40.010	33	CUNNINGHAM	45.360	55	DESSOY	42.073	16	53	VEIJER	2:07.472	2:07.811	0.339
17	53	VEIJER	40.020	4	MOUNSEY	45.427	29	BROWN	42.096	17	96	BANHAM	2:07.553	2:07.966	0.413
18	12	BANNISTER	40.105	29	BROWN	45.458	53	VEIJER	42.139	18	29	BROWN	2:07.827	2:07.963	0.136
19	55	DESSOY	40.119	12	BANNISTER	45.632	12	BANNISTER	42.178	19	40	CORREA	2:07.911	2:08.131	0.220
20	65	ROWAN	40.122	40	CORREA	45.649	41	HOPKINS	42.198	20	12	BANNISTER	2:07.915	2:08.239	0.324
21	29	BROWN	40.273	55	DESSOY	45.771	65	ROWAN	42.205	21	55	DESSOY	2:07.963	2:08.126	0.163
22	40	CORREA	40.361	61	MACKAY	45.808	96	BANHAM	42.314	22	65	ROWAN	2:08.347	2:08.347	0.000
23	61	MACKAY	40.557	79	McCABE	45.893	61	MACKAY	42.370	23	61	MACKAY	2:08.735	2:08.804	0.069
24	79	McCABE	40.647	65	ROWAN	46.020	79	McCABE	42.642	24	79	McCABE	2:09.182	2:09.707	0.525
25	66	DOBSON	40.706	66	DOBSON	46.173	99	WILLIS	42.972	25	66	DOBSON	2:09.903	2:10.108	0.205
26	99	WILLIS	40.739	44	HILL	46.357	22	EAGLE	42.985	26	99	WILLIS	2:10.413	2:10.618	0.205
27	27	WILKINSON	41.001	27	WILKINSON	46.482	66	DOBSON	43.024	27	22	EAGLE	2:10.748	2:10.748	0.000
28	22	EAGLE	41.062	22	EAGLE	46.701	44	HILL	43.372	28	44	HILL	2:10.871	2:11.224	0.353
29	44	HILL	41.142	99	WILLIS	46.702	51	HARRIS	43.572	29	27	WILKINSON	2:11.234	2:11.234	0.000
30	51	HARRIS	41.648	51	HARRIS	46.707	27	WILKINSON	43.751	30	51	HARRIS	2:11.927	2:11.988	0.061
31															

Weather / Track : Cloudy / Dry

Results can be found at [www.tsl-timing.com](http://www.tsl-timing.com)

Snetterton 300

Circuit Length = 2.9689 miles

Start: 09:30 Flag 10:00 End: 10:02

Printed - 10:06 Saturday, 04 September 2021

**MCRCB BULLETIN TK117****2021 Bennetts British Superbike Championship - Round 7****2021 Honda British Talent Cup****QUALIFYING - BEST SPEEDS**

POS	INTERMEDIATE 1			INTERMEDIATE 2			FINISH LINE		
	NO	NAME	MPH	NO	NAME	MPH	NO	NAME	MPH
1	57	GARNESS	115.5	57	GARNESS	128.3	57	GARNESS	125.2
2	67	O'GORMAN	111.4	79	McCABE	126.3	79	McCABE	122.4
3	40	CORREA	110.9	4	MOUNSEY	125.9	53	VEIJER	122.2
4	65	ROWAN	110.9	67	O'GORMAN	125.6	67	O'GORMAN	122.0
5	48	WALKER	110.7	53	VEIJER	125.2	40	CORREA	122.0
6	99	WILLIS	110.3	65	ROWAN	124.0	4	MOUNSEY	121.7
7	4	MOUNSEY	110.0	23	STEPHENSON	123.8	99	WILLIS	121.7
8	53	VEIJER	110.0	48	WALKER	123.5	48	WALKER	121.5
9	52	BELFORD	109.6	99	WILLIS	123.5	65	ROWAN	121.5
10	23	STEPHENSON	109.6	7	LYONS	123.3	61	MACKAY	121.5
11	61	MACKAY	109.6	44	HILL	123.3	52	BELFORD	121.3
12	79	McCABE	109.6	52	BELFORD	123.1	74	BROWN	120.6
13	51	HARRIS	109.6	34	COOK	123.1	34	COOK	120.4
14	15	CROSBY	109.2	55	DESSOY	123.1	23	STEPHENSON	120.4
15	74	BROWN	109.2	61	MACKAY	122.9	51	HARRIS	120.2
16	41	HOPKINS	109.2	15	CROSBY	122.6	41	HOPKINS	120.0
17	66	DOBSON	109.2	24	BUCHANAN	122.4	55	DESSOY	120.0
18	7	LYONS	109.1	40	CORREA	122.4	66	DOBSON	119.8
19	5	JOHNSON	109.1	74	BROWN	122.0	15	CROSBY	119.4
20	55	DESSOY	108.5	51	HARRIS	122.0	33	CUNNINGHAM	119.1
21	37	TINKER	108.4	29	BROWN	121.7	96	BANHAM	118.9
22	12	BANNISTER	107.7	66	DOBSON	121.5	12	BANNISTER	118.9
23	29	BROWN	107.5	41	HOPKINS	121.3	44	HILL	118.9
24	44	HILL	107.5	96	BANHAM	121.3	24	BUCHANAN	118.7
25	34	COOK	107.3	33	CUNNINGHAM	120.9	7	LYONS	118.7
26	27	WILKINSON	107.3	37	TINKER	120.2	5	JOHNSON	118.7
27	24	BUCHANAN	107.2	12	BANNISTER	119.8	37	TINKER	118.1
28	96	BANHAM	106.8	5	JOHNSON	119.4	29	BROWN	118.1
29	33	CUNNINGHAM	106.6	27	WILKINSON	119.4	27	WILKINSON	117.3
30	22	EAGLE	105.8	22	EAGLE	117.1	22	EAGLE	115.9
31									

Weather / Track : Cloudy / Dry

Snetterton 300

Circuit Length = 2.9689 miles

Start: 09:30 Flag 10:00 End: 10:02

Results can be found at [www.tsl-timing.com](http://www.tsl-timing.com)

Printed - 10:06 Saturday, 04 September 2021

# MCRCB BULLETIN TK118

## 2021 Bennetts British Superbike Championship - Round 7

### 2021 Honda British Talent Cup

#### QUALIFYING - STATISTICS

Competitors Started	31
Planned Start	2021-09-04 @ 09:30:00.000
Actual Start	2021-09-04 @ 09:30:03.176
Finish Time	2021-09-04 @ 10:00:03.176
Track Length	2.9689mi.
Total Laps	385
Total Distance Covered	1143.0309mi.

#### Session Fastest Lap History

NO	NAME	LAP TIME	TIME OF DAY	LAP	VEHICLE
96	Rossi BANHAM	2:08.930	09:34:31.246	2	Honda
52	Evan BELFORD	2:08.903	09:34:35.332	2	Honda
48	Ollie WALKER	2:08.833	09:34:35.454	2	Honda
67	Casey O'GORMAN	2:08.045	09:34:58.561	2	Honda
57	Johnny GARNESS	2:07.690	09:36:40.866	3	Honda
48	Ollie WALKER	2:07.539	09:36:42.994	3	Honda
67	Casey O'GORMAN	2:06.877	09:37:05.439	3	Honda
67	Casey O'GORMAN	2:05.327	09:39:10.766	4	Honda
67	Casey O'GORMAN	2:05.039	09:43:22.887	6	Honda
67	Casey O'GORMAN	2:04.995	09:53:58.534	11	Honda
67	Casey O'GORMAN	2:04.808	09:56:03.342	12	Honda
57	Johnny GARNESS	2:04.415	09:58:22.297	12	Honda
57	Johnny GARNESS	2:04.032	10:00:26.330	13	Honda

#### Flag History

TYPE	TIME OF DAY
GREEN	09:30:03.176
FINISH	10:00:03.176

#### Flag Statistics

TYPE	COUNT	TOTAL LAPS	TOTAL TIME
Green	1	14	32:42.462
Red	0	0	0.000
Safety Car	0	0	0.000
FCY	0	0	0.000

Weather / Track : Cloudy / Dry

Results can be found at [www.tsl-timing.com](http://www.tsl-timing.com)

Snetterton 300  
Circuit Length = 2.9689 miles  
Start: 09:30 Flag 10:00 End: 10:02

Printed - 10:07 Saturday, 04 September 2021

**MCRCB BULLETIN TK119**

**2021 Bennetts British Superbike Championship - Round 7**

**2021 Honda British Talent Cup**

**QUALIFYING - SESSION NOTES**

TIME

MESSAGE

---

09:52:26

NO. 7 - FALLER AT WILLIAMS T7 - RIDER OK

**Weather / Track : Cloudy / Dry**

**Results can be found at [www.tsl-timing.com](http://www.tsl-timing.com)**

Snetterton 300

Circuit Length = 2.9689 miles

Start: 09:30 Flag 10:00 End: 10:02

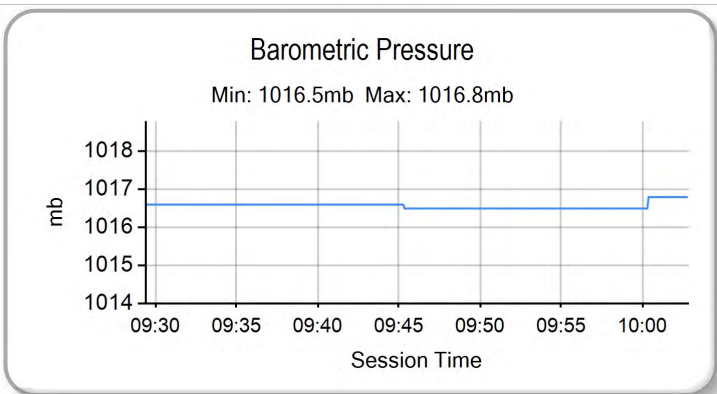
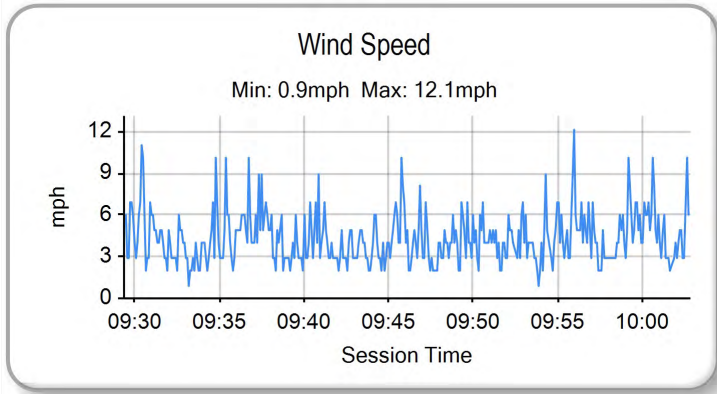
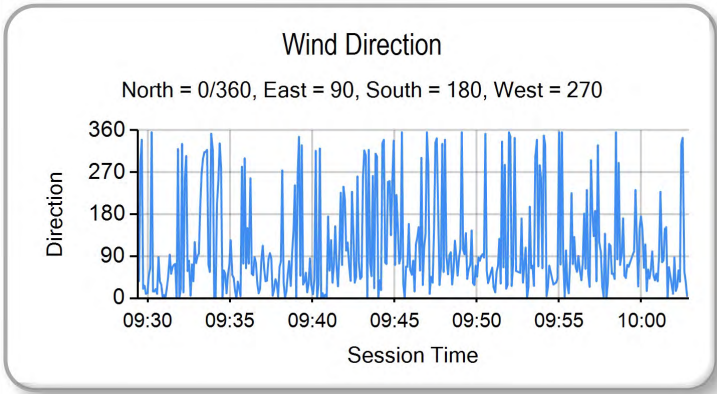
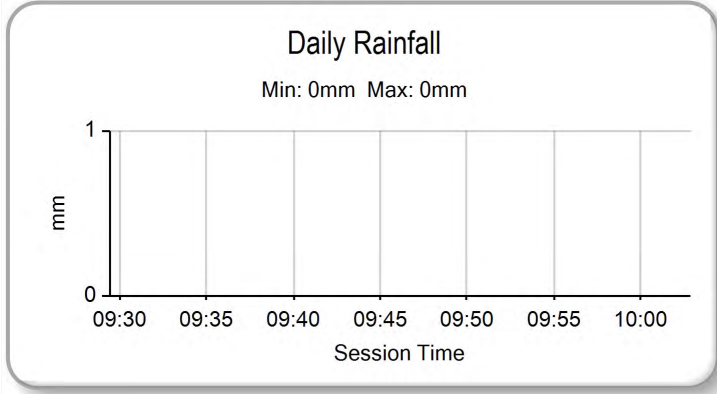
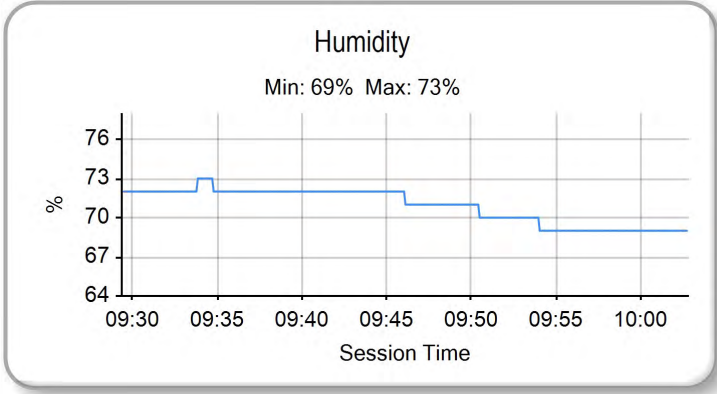
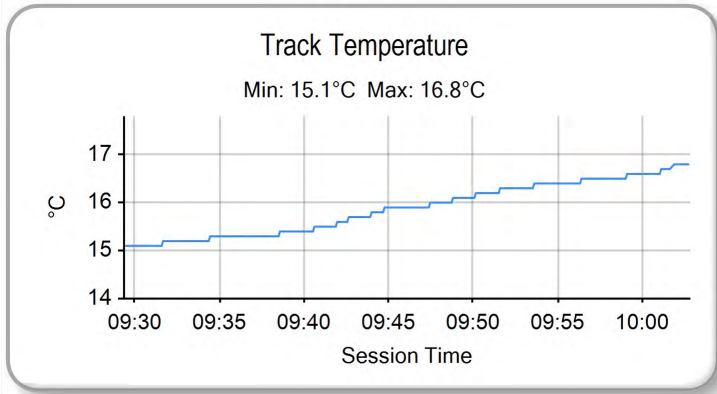
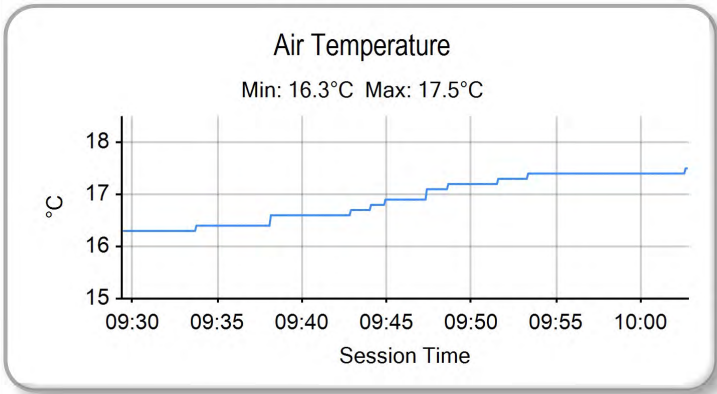
*Printed - 10:08 Saturday, 04 September 2021*

# MCRCB BULLETIN TK120

## 2021 Bennetts British Superbike Championship - Round 7

### 2021 Honda British Talent Cup

#### QUALIFYING - WEATHER CONDITIONS



Weather / Track : Cloudy / Dry

Results can be found at [www.tsl-timing.com](http://www.tsl-timing.com)

Snetterton 300  
Circuit Length = 2.9689 miles  
Start: 09:30 Flag 10:00 End: 10:02

Printed - 10:08 Saturday, 04 September 2021





POS	NO	NAME	NAT	ENTRY	LAPS	TIME	GAP	DIFF	MPH	BEST	ON
1	67	Casey O'GORMAN	GBR	Honda - Microlise Cresswell Racing	12	25:08.280			85.03	2:04.671	2
2	74	Carter BROWN	GBR	Honda - City Lifting by RS Racing	12	25:12.784	4.504	4.504	84.78	2:04.736	8
3	52	Evan BELFORD	GBR	Honda - City Lifting by RS Racing	12	25:12.914	4.634	0.130	84.77	2:04.969	8
4	15	Harrison CROSBY	GBR	Honda - Banks Racing	12	25:18.850	10.570	5.936	84.44	2:05.561	8
5	23	Rhys STEPHENSON	GBR	Honda - Rocket Racing	12	25:19.024	10.744	0.174	84.43	2:05.199	7
6	34	James COOK	GBR	Honda - Wilson Racing	12	25:25.262	16.982	6.238	84.08	2:05.912	7
7	7	Jamie LYONS	GBR	Honda - C&M Motors Ltd / Tooltec Racing	12	25:31.201	22.921	5.939	83.76	2:06.375	3
8	53	Kiyano VEIJER	NLD	Honda - Microlise Cresswell Racing	12	25:36.359	28.079	5.158	83.48	2:06.300	9
9	37	Corey TINKER	GBR	Honda - CT Racing	12	25:37.001	28.721	0.642	83.44	2:06.289	7
10	55	Harrison DESOY	GBR	Honda - Thomeycroft56 Racing	12	25:37.463	29.183	0.462	83.42	2:06.562	6
11	5	Mason JOHNSON	GBR	Honda - Johnson Racing	12	25:37.604	29.324	0.141	83.41	2:06.963	12
12	33	JJ CUNNINGHAM	GBR	Honda - Thomeycroft56 / JCRsupersport	12	25:37.872	29.592	0.268	83.39	2:06.454	7
13	40	Julian CORREA	USA	Honda - Microlise Cresswell Racing	12	25:43.869	35.589	5.997	83.07	2:07.218	12
14	12	Josh BANNISTER	GBR	Honda - Dunsley Heat Racing	12	25:44.290	36.010	0.421	83.05	2:07.327	11
15	65	Alexander ROWAN	GBR	Honda - Victoria House Mortimer Racing	12	25:53.431	45.151	9.141	82.56	2:07.244	12
16	79	Harley McCABE	GBR	Honda - MLav VisionTrack Academy	12	26:01.803	53.523	8.372	82.12	2:08.721	7
17	2	Rhys COATES	GBR	Honda - Ernie Coates Race Support / SP125 Racing	12	26:07.734	59.454	5.931	81.81	2:09.135	9
18	66	Rossi DOBSON	GBR	Honda - WM Racing	12	26:07.835	59.555	0.101	81.80	2:09.197	8
19	22	Anthony EAGLE	UZB	Honda - Microlise Cresswell Racing	12	26:08.309	1:00.029	0.474	81.78	2:09.201	8
20	44	Lucas HILL	GBR	Honda - Ashcourt Racing	12	26:18.936	1:10.656	10.627	81.22	2:10.006	7
21	99	Peter WILLIS	GBR	Honda - WM Racing	12	26:40.504	1:32.224	21.568	80.13	2:11.172	12
22	51	Holly HARRIS	GBR	Honda - MJL Racing	12	26:41.371	1:33.091	0.867	80.09	2:11.408	12

## NOT CLASSIFIED

DNF	48	Ollie WALKER	GBR	Honda - Moto Rapido / SP125 Racing	11	23:06.431	1 Lap	1 Lap	84.79	2:04.852	8
DNF	29	Lucas BROWN	GBR	Honda - Amphibian Scaffolding / SP125 Racing	10	21:23.180	2 Laps	1 Lap	83.29	2:06.977	2
DNF	41	Luca HOPKINS	GBR	Honda - Wilson Racing	10	21:23.562	2 Laps	0.382	83.26	2:06.837	10
DNF	27	Ted WILKINSON	GBR	Honda - RMB Racing	9	20:02.243	3 Laps	1 Lap	80.01	2:11.531	9
DNF	61	Harrison MACKAY	GBR	Honda - True Heroes Racing / Super Soco	8	17:25.710	4 Laps	1 Lap	81.76	2:08.709	8
DNF	57	Johnny GARNES	GBR	Honda - City Lifting by RS Racing	2	4:13.465	10 Laps	6 Laps	84.33	2:04.449	2
DNF	96	Rossi BANHAM	GBR	Honda - MJL Racing	2	4:24.483	10 Laps	11.018	80.82	2:08.138	2
DNF	4	Sullivan MOUNSEY	GBR	Honda - iForce Lloyd & Jones	2	4:25.316	10 Laps	0.833	80.56	2:12.729	2
DNF	24	Cormac BUCHANAN	NZL	Honda - Microlise Cresswell Racing	1	2:11.797	11 Laps	1 Lap	81.09		

## FASTEST LAP

57	Johnny GARNES	GBR	Honda - City Lifting by RS Racing	2	2:04.449	85.88 mph	138.21 kph
----	---------------	-----	-----------------------------------	---	----------	-----------	------------

Weather / Track : Cloudy / Dry

These results are provisional until the conclusion of any judicial and technical matters.

Snetterton 300: 2.9689 miles

Race Distance: 12 Laps / 35.62 miles

Start: 14:31 Flag 14:56 End: 14:57

Race Director : Stuart Higgs	Stewards :	Timekeeper : Richard Evans
------------------------------	------------	----------------------------

Results can be found at [www.britishsuperbike.com](http://www.britishsuperbike.com)

Printed - 14:58 Saturday, 04 September 2021



**MCRCB BULLETIN TK179**

**2021 Bennetts British Superbike Championship - Round 7**

**2021 Honda British Talent Cup**

**RACE 1 - LAP CHART**

**LAP 1 @ 14:33:14.061**

NO	BEHIND	LAP TIME
57		2:09.016
67	0.589	2:09.605
52	1.775	2:10.791
48	2.190	2:11.206
74	2.499	2:11.515
24	2.781	2:11.797
7	3.042	2:12.058
4	3.571	2:12.587
15	3.776	2:12.792
34	4.006	2:13.022
23	4.522	2:13.538
5	4.840	2:13.856
29	5.233	2:14.249
33	5.939	2:14.955
55	6.452	2:15.468
40	7.254	2:16.270
96	7.329	2:16.345
53	7.513	2:16.529
41	7.538	2:16.554
12	7.960	2:16.976
37	8.882	2:17.898
61	9.674	2:18.690
65	10.716	2:19.732
22	11.307	2:20.323
66	11.348	2:20.364
79	12.020	2:21.036
2	12.162	2:21.178
44	12.604	2:21.620
27	13.528	2:22.544
99	13.606	2:22.622
51	14.772	2:23.788

**LAP 2 @ 14:35:18.510**

NO	BEHIND	LAP TIME
57		2:04.449
67	0.811	2:04.671
52	3.324	2:05.998
74	3.869	2:05.819
48	3.908	2:06.167
15	5.514	2:06.187
7	5.999	2:07.406
34	6.120	2:06.563
23	7.458	2:07.385
5	7.499	2:07.108
29	7.761	2:06.977
55	10.084	2:08.081
33	10.123	2:08.633
96	11.018	2:08.138
53	11.327	2:08.263
41	11.814	2:08.725
4	11.851	2:12.729
40	12.121	2:09.316
12	12.310	2:08.799
37	12.408	2:07.975
61	14.940	2:09.715
65	16.437	2:10.170
79	17.402	2:09.831
66	17.420	2:10.521
22	17.828	2:10.970
2	18.919	2:11.206
44	18.980	2:10.825
99	20.554	2:11.397

**LAP 3 @ 14:37:24.138**

NO	BEHIND	LAP TIME
67		2:04.817
52	3.776	2:06.080
74	3.860	2:05.619
48	4.155	2:05.875
7	6.746	2:06.375
34	6.816	2:06.324
15	6.816	2:06.930
23	7.933	2:06.103
5	9.101	2:07.230
29	9.280	2:07.147
55	12.587	2:08.131
53	13.069	2:07.370
33	13.542	2:09.047
41	13.580	2:07.394
40	14.932	2:08.439
37	15.270	2:08.490
12	15.721	2:09.039
61	19.546	2:10.234
65	20.405	2:09.596
79	21.260	2:09.486
66	22.155	2:10.363
22	22.633	2:10.433
2	23.234	2:09.943
44	24.430	2:11.078
99	28.263	2:13.337
27	30.702	2:12.964
51	30.983	2:13.123

**LAP 4 @ 14:39:29.532**

NO	BEHIND	LAP TIME
67		2:05.394
74	4.225	2:05.759
52	4.333	2:05.951
48	4.741	2:05.980
15	7.356	2:05.934
34	7.609	2:06.187
7	7.771	2:06.419
23	8.247	2:05.708
29	10.899	2:07.013
5	10.966	2:07.259
53	15.309	2:07.634
55	15.568	2:08.375
41	15.673	2:07.487
33	16.236	2:08.088
40	17.461	2:07.923
37	17.652	2:07.776
12	18.641	2:08.314
61	24.172	2:10.020
65	24.568	2:09.557
79	24.989	2:09.123
22	27.343	2:10.104
66	27.385	2:10.624
2	27.683	2:09.843
44	29.582	2:10.546
99	35.593	2:12.724
27	37.319	2:12.011
51	38.094	2:12.505

**LAP 5 @ 14:41:34.827**

NO	BEHIND	LAP TIME
67		2:05.295
52	4.795	2:05.757
74	4.976	2:06.046
48	5.247	2:05.801
15	8.278	2:06.217
34	8.760	2:06.446
7	9.106	2:06.630
23	9.184	2:06.232
5	14.164	2:08.493
29	14.211	2:08.607
53	17.672	2:07.658
41	18.135	2:07.757
55	18.377	2:08.104
33	19.255	2:08.314
37	19.473	2:07.116
40	20.161	2:07.995
12	21.095	2:07.749
61	28.870	2:09.993
65	29.079	2:09.806
79	29.170	2:09.476
22	31.301	2:09.253
66	31.400	2:09.310
2	31.844	2:09.456
44	34.585	2:10.298
99	43.247	2:12.949
27	44.246	2:12.222
51	45.403	2:12.604

**LAP 6 @ 14:43:40.460**

NO	BEHIND	LAP TIME
67		2:05.633
74	4.286	2:04.943
52	4.489	2:05.327
48	4.995	2:05.381
15	8.511	2:05.866
34	9.245	2:06.118
23	9.300	2:05.749
7	10.312	2:06.839
5	16.231	2:07.700
29	16.303	2:07.725
53	18.785	2:06.746
55	19.306	2:06.562
41	19.671	2:07.169
37	20.725	2:06.885
33	21.079	2:07.457
40	22.415	2:07.887
12	22.992	2:07.530
65	31.762	2:08.316
61	32.690	2:09.453
79	32.831	2:09.294
66	35.401	2:09.634
22	35.747	2:10.079
2	36.103	2:09.892
44	39.513	2:10.561
27	50.828	2:12.215
99	51.729	2:14.115
51	52.169	2:12.399

**LAP 7 @ 14:45:45.589**

NO	BEHIND	LAP TIME
67		2:05.129

52	4.612	2:05.252
74	4.956	2:05.799
48	5.189	2:05.323
15	9.193	2:05.811
23	9.370	2:05.199
34	10.028	2:05.912
7	11.865	2:06.682
5	19.106	2:08.004
29	19.337	2:08.163
55	21.022	2:06.845
53	21.052	2:07.396
41	21.426	2:06.884
37	21.885	2:06.289
33	22.404	2:06.454
40	24.920	2:07.634
12	25.610	2:07.747
65	34.413	2:07.780
79	36.423	2:08.721
61	36.457	2:08.896
66	39.694	2:09.422
22	39.877	2:09.259
2	40.357	2:09.383
44	44.390	2:10.006
27	57.399	2:11.700
99	58.592	2:11.992
51	58.974	2:11.934

**LAP 8 @ 14:47:50.809**

NO	BEHIND	LAP TIME
67		2:05.220
52	4.361	2:04.969
74	4.472	2:04.736
48	4.821	2:04.852
15	9.534	2:05.561
23	9.748	2:05.598
34	10.747	2:05.939
7	14.662	2:08.017
5	21.712	2:07.826
29	21.786	2:07.669
53	22.732	2:06.900
55	23.216	2:07.414
41	23.712	2:07.506
37	23.769	2:07.104
33	24.046	2:06.862
40	27.921	2:08.221
12	28.087	2:07.697
65	37.147	2:07.954
61	39.946	2:08.709
79	40.112	2:08.909
66	43.671	2:09.197
22	43.858	2:09.201
2	44.571	2:09.434
44	49.434	2:10.264
27	1:04.948	2:12.769
51	1:05.783	2:12.029
99	1:06.286	2:12.914

**LAP 9 @ 14:49:56.155**

NO	BEHIND	LAP TIME
67		2:05.346
52	4.021	2:05.006
74	4.168	2:05.042
48	4.486	2:05.011
15	9.802	2:05.614

23	9.883	2:05.481
34	12.164	2:06.763
7	17.256	2:07.940
53	23.686	2:06.300
5	24.228	2:07.862
29	24.325	2:07.885
55	24.870	2:07.000
37	24.936	2:06.513
33	25.411	2:06.711
41	25.615	2:07.249
40	30.446	2:07.871
12	30.585	2:07.844
65	39.593	2:07.792
79	44.051	2:09.285
66	47.812	2:09.487
22	48.122	2:09.610
2	48.360	2:09.135
44	54.351	2:10.263
27	1:11.133	2:11.531
51	1:12.682	2:12.245
99	1:13.006	2:12.066

**LAP 10 @ 14:52:01.536**

NO	BEHIND	LAP TIME
67		2:05.381
74	3.952	2:05.165
52	4.021	2:05.381
48	4.229	2:05.124
15	10.392	2:05.971
23	10.494	2:05.992
34	13.757	2:06.974
7	19.107	2:07.232
53	25.316	2:07.011
37	26.369	2:06.814
5	26.631	2:07.784
29	26.689	2:07.745
55	26.987	2:07.498
41	27.071	2:06.837
33	27.495	2:07.465
40	32.654	2:07.589
12	32.920	2:07.716
65	41.703	2:07.491
79	47.395	2:08.725
66	52.009	2:09.578
22	52.320	2:09.579
2	52.654	2:09.675
44	1:00.589	2:11.619
51	1:20.768	2:13.467
99	1:20.819	2:13.194

**LAP 11 @ 14:54:07.214**

NO	BEHIND	LAP TIME
67		2:05.678
52	3.983	2:05.640
74	4.204	2:05.930
48	4.262	2:05.711
15	10.730	2:06.016
23	10.797	2:05.981
34	15.201	2:07.122
7	20.775	2:07.346
53	27.356	2:07.718
37	27.770	2:07.079
55	28.112	2:06.803
5	28.472	2:07.519

Snetterton 300

Circuit Length = 2.9689 miles

Start: 14:31 Flag 14:56 End: 14:57

Weather / Track : Cloudy / Dry

# MCRCB BULLETIN TK179

## 2021 Bennetts British Superbike Championship - Round 7

### 2021 Honda British Talent Cup

#### RACE 1 - LAP CHART

33	29.077	2:07.260
40	34.482	2:07.506
12	34.569	2:07.327
65	44.018	2:07.993
79	50.868	2:09.151
66	55.798	2:09.467
2	56.306	2:09.330
22	56.448	2:09.806
44	1:06.113	2:11.202
99	1:27.163	2:12.022
51	1:27.794	2:12.704

<b>LAP 12 @ 14:56:13.325</b>
------------------------------

NO	BEHIND	LAP TIME
67		2:06.111
74	4.504	2:06.411
52	4.634	2:06.762
15	10.570	2:05.951
23	10.744	2:06.058
34	16.982	2:07.892
7	22.921	2:08.257
53	28.079	2:06.834
37	28.721	2:07.062
55	29.183	2:07.182
5	29.324	2:06.963
33	29.592	2:06.626
40	35.589	2:07.218
12	36.010	2:07.552
65	45.151	2:07.244
79	53.523	2:08.766
2	59.454	2:09.259
66	59.555	2:09.868
22	1:00.029	2:09.692
44	1:10.656	2:10.654
99	1:32.224	2:11.172
51	1:33.091	2:11.408

Weather / Track : Cloudy / Dry

Results can be found at [www.tsl-timing.com](http://www.tsl-timing.com)

Page 2 of 2

Snetterton 300  
Circuit Length = 2.9689 miles  
Start: 14:31 Flag 14:56 End: 14:57

Printed - 15:00 Saturday, 04 September 2021

# MCRCB BULLETIN TK180

## 2021 Bennetts British Superbike Championship - Round 7

### 2021 Honda British Talent Cup

#### RACE 1 - POSITION CHART

No	Name	Lap												
		Pos	1	2	3	4	5	6	7	8	9	10	11	12
57	GARNESSE	1	57	57	67	67	67	67	67	67	67	67	67	67
67	O'GORMAN	2	67	67	52	74	52	74	52	52	52	74	52	74
52	BELFORD	3	52	52	74	52	74	52	74	74	74	52	74	52
24	BUCHANAN	4	48	74	48	48	48	48	48	48	48	48	48	15
48	WALKER	5	74	48	7	15	15	15	15	15	15	15	15	23
7	LYONS	6	24	15	34	34	34	34	23	23	23	23	23	34
34	COOK	7	7	7	15	7	7	23	34	34	34	34	34	7
15	CROSBY	8	4	34	23	23	23	7	7	7	7	7	7	53
74	BROWN	9	15	23	5	29	5	5	5	5	53	53	53	37
23	STEPHENSON	10	34	5	29	5	29	29	29	29	5	37	37	55
37	TINKER	11	23	29	55	53	53	53	55	53	29	5	55	5
5	JOHNSON	12	5	55	53	55	41	55	53	55	55	29	5	33
33	CUNNINGHAM	13	29	33	33	41	55	41	41	41	37	55	33	40
41	HOPKINS	14	33	96	41	33	33	37	37	37	33	41	40	12
4	MOUNSEY	15	55	53	40	40	37	33	33	33	41	33	12	65
53	VEIJER	16	40	41	37	37	40	40	40	40	40	40	65	79
29	BROWN	17	96	4	12	12	12	12	12	12	12	12	79	2
96	BANHAM	18	53	40	61	61	61	65	65	65	65	65	66	66
55	DESSOY	19	41	12	65	65	65	61	79	61	79	79	2	22
40	CORREA	20	12	37	79	79	79	79	61	79	66	66	22	44
12	BANNISTER	21	37	61	66	22	22	66	66	66	22	22	44	99
65	ROWAN	22	61	65	22	66	66	22	22	22	2	2	99	51
61	MACKAY	23	65	79	2	2	2	2	2	2	44	44	51	
79	MCCABE	24	22	66	44	44	44	44	44	44	27	51		
66	DOBSON	25	66	22	99	99	99	27	27	27	51	99		
99	WILLIS	26	79	2	27	27	27	99	99	51	99			
22	EAGLE	27	2	44	51	51	51	51	51	99				
44	HILL	28	44	99										
27	WILKINSON	29	27	27										
51	HARRIS	30	99	51										
2	COATES	31	51											

Weather / Track : Cloudy / Dry

Snetterton 300  
 Circuit Length = 2.9689 miles  
 Start: 14:31 Flag 14:56 End: 14:57

Results can be found at [www.tsl-timing.com](http://www.tsl-timing.com)

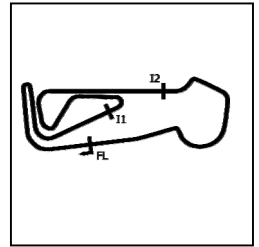
Printed - 15:00 Saturday, 04 September 2021

# MCRCB BULLETIN TK181

## 2021 Bennetts British Superbike Championship - Round 7

### 2021 Honda British Talent Cup

### RACE 1 - SECTOR ANALYSIS



SECTOR 1 = FL to I1, SECTOR 2 = I1 to I2, SECTOR 3 = I2 to FL, DIFF = Difference To Personal Best Lap, P = Crossed Finish Line in Pit Lane, D = Time Disallowed

<b>P1 67</b>		<b>Casey O'GORMAN</b>			Honda - Microlise Cresswell Racing					
IDEAL LAP TIME : 2:04.362		BEST LAP TIME : 2:04.671			DIFFERENCE : 0.309					
LAP	SECTOR 1		SECTOR 2		SECTOR 3		LAP TIME	MPH	DIFF	TIME OF DAY
1 -		<b>112.2</b>	<b>44.269</b>	<b>125.4</b>	41.098	<b>121.3</b>	2:09.605	82.46	4.934	14:33:14.650
2 -	39.378	109.8	44.331	124.9	<b>40.962</b>	120.9	<b>2:04.671 (1)</b>	<b>85.73</b>		<b>14:35:19.321</b>
3 -	<b>39.131</b>	111.2	44.506	122.2	41.180	120.6	2:04.817 (2)	85.63	0.146	14:37:24.138
4 -	39.366	110.1	44.750	122.6	41.278	119.1	2:05.394	85.23	0.723	14:39:29.532
5 -	39.535	110.1	44.623	122.6	41.137	120.2	2:05.295	85.30	0.624	14:41:34.827
6 -	39.451	110.1	44.769	122.6	41.413	120.2	2:05.633	85.07	0.962	14:43:40.460
7 -	39.541	110.3	44.539	123.3	41.049	120.6	2:05.129 (3)	85.41	0.458	14:45:45.589
8 -	39.325	110.9	44.580	122.4	41.315	119.6	2:05.220	85.35	0.549	14:47:50.809
9 -	39.581	110.3	44.478	122.2	41.287	120.4	2:05.346	85.26	0.675	14:49:56.155
10 -	39.506	110.5	44.561	121.7	41.314	119.6	2:05.381	85.24	0.710	14:52:01.536
11 -	39.539	110.0	44.741	122.0	41.398	120.2	2:05.678	85.04	1.007	14:54:07.214
12 -	39.574	109.8	44.987	121.7	41.550	119.8	2:06.111	84.75	1.440	14:56:13.325

<b>P2 74</b>		<b>Carter BROWN</b>			Honda - City Lifting by RS Racing					
IDEAL LAP TIME : 2:04.641		BEST LAP TIME : 2:04.736			DIFFERENCE : 0.095					
LAP	SECTOR 1		SECTOR 2		SECTOR 3		LAP TIME	MPH	DIFF	TIME OF DAY
1 -		<b>112.5</b>	44.701	122.9	41.203	119.8	2:11.515	81.26	6.779	14:33:16.560
2 -	39.620	108.5	<b>44.355</b>	<b>125.9</b>	41.844	118.5	2:05.819	84.94	1.083	14:35:22.379
3 -	39.329	110.3	44.679	121.7	41.611	116.7	2:05.619	85.08	0.883	14:37:27.998
4 -	39.669	109.4	44.642	123.1	41.448	117.5	2:05.759	84.98	1.023	14:39:33.757
5 -	39.835	108.4	44.770	122.0	41.441	119.6	2:06.046	84.79	1.310	14:41:39.803
6 -	39.349	109.4	44.552	122.9	<b>41.042</b>	117.9	2:04.943 (2)	85.54	0.207	14:43:44.746
7 -	39.509	110.0	44.768	119.4	41.522	120.0	2:05.799	84.96	1.063	14:45:50.545
8 -	<b>39.244</b>	110.1	44.366	124.2	41.126	<b>120.4</b>	<b>2:04.736 (1)</b>	<b>85.68</b>		<b>14:47:55.281</b>
9 -	39.329	109.1	44.420	123.5	41.293	120.2	2:05.042 (3)	85.47	0.306	14:50:00.323
10 -	39.287	110.0	44.541	122.0	41.337	118.1	2:05.165	85.39	0.429	14:52:05.488
11 -	39.386	111.4	45.073	121.1	41.471	119.8	2:05.930	84.87	1.194	14:54:11.418
12 -	39.582	111.4	45.761	124.0	41.068	118.1	2:06.411	84.55	1.675	14:56:17.829

<b>P3 52</b>		<b>Evan BELFORD</b>			Honda - City Lifting by RS Racing					
IDEAL LAP TIME : 2:04.920		BEST LAP TIME : 2:04.969			DIFFERENCE : 0.049					
LAP	SECTOR 1		SECTOR 2		SECTOR 3		LAP TIME	MPH	DIFF	TIME OF DAY
1 -		<b>110.5</b>	44.697	<b>122.4</b>	41.439	119.1	2:10.791	81.71	5.822	14:33:15.836
2 -	39.685	108.5	44.857	121.7	41.456	118.1	2:05.998	84.82	1.029	14:35:21.834
3 -	39.493	108.7	45.136	120.4	41.451	118.7	2:06.080	84.77	1.111	14:37:27.914
4 -	39.536	108.0	44.866	120.2	41.549	120.6	2:05.951	84.85	0.982	14:39:33.865
5 -	39.656	109.1	44.780	120.9	41.321	118.3	2:05.757	84.98	0.788	14:41:39.622
6 -	39.477	108.5	44.646	120.6	41.204	120.6	2:05.327	85.28	0.358	14:43:44.949
7 -	39.239	109.4	44.749	121.3	41.264	119.4	2:05.252 (3)	85.33	0.283	14:45:50.201
8 -	<b>39.149</b>	109.6	<b>44.582</b>	120.6	41.238	118.9	<b>2:04.969 (1)</b>	<b>85.52</b>		<b>14:47:55.170</b>
9 -	39.198	109.2	44.619	120.9	<b>41.189</b>	118.9	2:05.006 (2)	85.50	0.037	14:50:00.176
10 -	39.364	108.2	44.633	120.4	41.384	<b>121.1</b>	2:05.381	85.24	0.412	14:52:05.557
11 -	39.240	109.1	45.056	121.3	41.344	119.4	2:05.640	85.06	0.671	14:54:11.197
12 -	39.677	108.9	45.803	120.4	41.282	119.1	2:06.762	84.31	1.793	14:56:17.959

Weather / Track : Cloudy / Dry

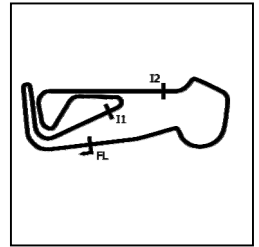
Snetterton 300  
Circuit Length = 2.9689 miles  
Start: 14:31 Flag 14:56 End: 14:57

# MCRCB BULLETIN TK181

## 2021 Bennetts British Superbike Championship - Round 7

### 2021 Honda British Talent Cup

### RACE 1 - SECTOR ANALYSIS



SECTOR 1 = FL to I1, SECTOR 2 = I1 to I2, SECTOR 3 = I2 to FL, DIFF = Difference To Personal Best Lap, P = Crossed Finish Line in Pit Lane, D = Time Disallowed

P4 15		Harrison CROSBY			Honda - Banks Racing					
IDEAL LAP TIME : 2:05.441		BEST LAP TIME : 2:05.561			DIFFERENCE : 0.120					
LAP	SECTOR 1	SECTOR 2	SECTOR 3	LAP TIME	MPH	DIFF	TIME OF DAY			
1 -		<b>110.5</b>	44.988	<b>124.5</b>	41.805	<b>120.4</b>	2:12.792	80.48	7.231	14:33:17.837
2 -	39.807	109.2	44.969	122.2	41.411	117.7	2:06.187	84.70	0.626	14:35:24.024
3 -	39.739	108.9	45.109	121.5	42.082	119.4	2:06.930	84.20	1.369	14:37:30.954
4 -	39.596	108.2	44.743	122.2	41.595	117.5	2:05.934	84.87	0.373	14:39:36.888
5 -	39.888	108.2	44.961	121.5	<b>41.368</b>	118.3	2:06.217	84.68	0.656	14:41:43.105
6 -	39.635	108.4	44.686	121.7	41.545	118.3	2:05.866	84.91	0.305	14:43:48.971
7 -	39.695	108.7	44.742	121.7	41.374	118.3	2:05.811 (3)	84.95	0.250	14:45:54.782
8 -	39.603	109.2	<b>44.544</b>	120.9	41.414	118.3	<b>2:05.561 (1)</b>	<b>85.12</b>		<b>14:48:00.343</b>
9 -	<b>39.529</b>	109.1	44.696	120.6	41.389	118.1	2:05.614 (2)	85.08	0.053	14:50:05.957
10 -	39.661	108.0	44.846	120.6	41.464	117.9	2:05.971	84.84	0.410	14:52:11.928
11 -	<b>39.529</b>	110.1	44.994	120.9	41.493	117.9	2:06.016	84.81	0.455	14:54:17.944
12 -	39.681	108.7	44.697	120.2	41.573	118.5	2:05.951	84.85	0.390	14:56:23.895

P5 23		Rhys STEPHENSON			Honda - Rocket Racing					
IDEAL LAP TIME : 2:04.953		BEST LAP TIME : 2:05.199			DIFFERENCE : 0.246					
LAP	SECTOR 1	SECTOR 2	SECTOR 3	LAP TIME	MPH	DIFF	TIME OF DAY			
1 -		106.0	45.165	123.1	41.933	119.1	2:13.538	80.03	8.339	14:33:18.583
2 -	39.744	107.8	44.858	<b>123.5</b>	42.783	118.3	2:07.385	83.90	2.186	14:35:25.968
3 -	39.801	107.5	44.939	120.2	41.363	117.5	2:06.103	84.75	0.904	14:37:32.071
4 -	39.606	109.1	44.647	120.9	41.455	119.1	2:05.708	85.02	0.509	14:39:37.779
5 -	39.602	108.5	44.828	119.4	41.802		2:06.232	84.67	1.033	14:41:44.011
6 -	<b>39.222</b>	<b>109.8</b>	44.818	120.2	41.709	118.7	2:05.749	84.99	0.550	14:43:49.760
7 -	39.458	108.9	<b>44.409</b>	122.2	41.332	120.2	<b>2:05.199 (1)</b>	<b>85.36</b>		<b>14:45:54.959</b>
8 -	39.466	109.1	44.810	121.5	<b>41.322</b>	119.6	2:05.598 (3)	85.09	0.399	14:48:00.557
9 -	39.566	108.7	44.565	121.1	41.350	<b>120.6</b>	2:05.481 (2)	85.17	0.282	14:50:06.038
10 -	39.746	108.9	44.811	117.5	41.435	<b>120.6</b>	2:05.992	84.83	0.793	14:52:12.030
11 -	39.413	107.7	45.085	117.9	41.483	117.7	2:05.981	84.83	0.782	14:54:18.011
12 -	39.751	106.6	44.727	119.1	41.580	120.0	2:06.058	84.78	0.859	14:56:24.069

P6 34		James COOK			Honda - Wilson Racing					
IDEAL LAP TIME : 2:05.578		BEST LAP TIME : 2:05.912			DIFFERENCE : 0.334					
LAP	SECTOR 1	SECTOR 2	SECTOR 3	LAP TIME	MPH	DIFF	TIME OF DAY			
1 -		107.3	44.943	124.0	41.800	<b>120.9</b>	2:13.022	80.34	7.110	14:33:18.067
2 -	40.076	108.2	44.905	<b>126.1</b>	41.582	120.0	2:06.563	84.44	0.651	14:35:24.630
3 -	39.791	106.3	44.912	118.7	41.621	117.5	2:06.324	84.60	0.412	14:37:30.954
4 -	39.883	108.2	44.902	121.1	41.402	118.5	2:06.187	84.70	0.275	14:39:37.141
5 -	40.006	104.8	45.049	119.1	41.391	118.5	2:06.446	84.52	0.534	14:41:43.587
6 -	39.636	107.2	<b>44.830</b>	120.4	41.652	118.1	2:06.118 (3)	84.74	0.206	14:43:49.705
7 -	39.776	<b>108.5</b>	44.891	122.0	<b>41.245</b>	119.8	<b>2:05.912 (1)</b>	<b>84.88</b>		<b>14:45:55.617</b>
8 -	<b>39.503</b>	106.6	44.866	122.0	41.570	118.3	2:05.939 (2)	84.86	0.027	14:48:01.556
9 -	39.872	106.5	45.223	119.4	41.668	117.3	2:06.763	84.31	0.851	14:50:08.319
10 -	40.168	105.1	45.358	118.9	41.448	117.9	2:06.974	84.17	1.062	14:52:15.293
11 -	39.835	105.8	45.409	119.8	41.878	115.9	2:07.122	84.07	1.210	14:54:22.415
12 -	40.327	105.0	45.477	118.5	42.088	115.3	2:07.892	83.57	1.980	14:56:30.307

Weather / Track : Cloudy / Dry

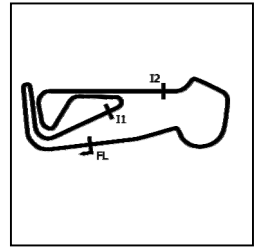
Snetterton 300  
Circuit Length = 2.9689 miles  
Start: 14:31 Flag 14:56 End: 14:57

# MCRCB BULLETIN TK181

## 2021 Bennetts British Superbike Championship - Round 7

### 2021 Honda British Talent Cup

### RACE 1 - SECTOR ANALYSIS



SECTOR 1 = FL to I1, SECTOR 2 = I1 to I2, SECTOR 3 = I2 to FL, DIFF = Difference To Personal Best Lap, P = Crossed Finish Line in Pit Lane, D = Time Disallowed

P7		7		Jamie LYONS			Honda - C&M Motors Ltd / Tooltec Racing					
IDEAL LAP TIME : 2:06.098		BEST LAP TIME : 2:06.375			DIFFERENCE : 0.277							
LAP	SECTOR 1	SECTOR 2	SECTOR 3	LAP TIME	MPH	DIFF	TIME OF DAY					
1 -		<b>110.0</b>	45.088	120.4	41.697	118.5	2:12.058	80.93	5.683	14:33:17.103		
2 -	40.407	106.0	45.421	<b>122.6</b>	41.578	117.3	2:07.406	83.88	1.031	14:35:24.509		
3 -	39.747	108.5	45.084	120.0	41.544	117.1	<b>2:06.375 (1)</b>	<b>84.57</b>		<b>14:37:30.884</b>		
4 -	39.904	109.1	<b>44.999</b>	118.7	<b>41.516</b>	118.9	2:06.419 (2)	84.54	0.044	14:39:37.303		
5 -	39.762	108.9	45.153	118.9	41.715	<b>122.4</b>	2:06.630 (3)	84.40	0.255	14:41:43.933		
6 -	40.017	106.8	45.208	121.1	41.614	117.5	2:06.839	84.26	0.464	14:43:50.772		
7 -	<b>39.583</b>	109.1	45.341	120.0	41.758	116.3	2:06.682	84.36	0.307	14:45:57.454		
8 -	40.037	107.7	45.735	118.5	42.245	115.3	2:08.017	83.48	1.642	14:48:05.471		
9 -	40.195	107.7	45.587	118.9	42.158	115.9	2:07.940	83.53	1.565	14:50:13.411		
10 -	39.980	107.8	45.243	118.3	42.009	115.7	2:07.232	84.00	0.857	14:52:20.643		
11 -	40.043	108.0	45.278	118.5	42.025	115.3	2:07.346	83.92	0.971	14:54:27.989		
12 -	40.273	106.8	45.590	118.5	42.394	115.5	2:08.257	83.33	1.882	14:56:36.246		

P8		53		Kiyano VEIJER			Honda - Microlise Cresswell Racing					
IDEAL LAP TIME : 2:06.293		BEST LAP TIME : 2:06.300			DIFFERENCE : 0.007							
LAP	SECTOR 1	SECTOR 2	SECTOR 3	LAP TIME	MPH	DIFF	TIME OF DAY					
1 -		107.3	46.170	124.7	42.278	<b>124.7</b>	2:16.529	78.28	10.229	14:33:21.574		
2 -	40.659	110.5	45.514	<b>125.9</b>	42.090	121.1	2:08.263	83.32	1.963	14:35:29.837		
3 -	39.828	110.5	45.010	122.6	42.532	121.7	2:07.370	83.91	1.070	14:37:37.207		
4 -	39.959	110.9	45.302	123.1	42.373	120.9	2:07.634	83.74	1.334	14:39:44.841		
5 -	40.407	108.4	45.447	123.1	41.804	121.3	2:07.658	83.72	1.358	14:41:52.499		
6 -	39.804	109.2	44.975	123.5	41.967	121.7	2:06.746 (2)	84.32	0.446	14:43:59.245		
7 -	39.877	110.9	45.192	123.1	42.327	121.5	2:07.396	83.89	1.096	14:46:06.641		
8 -	40.127	<b>111.6</b>	44.981	124.2	<b>41.792</b>	122.0	2:06.900	84.22	0.600	14:48:13.541		
9 -	<b>39.611</b>	107.5	<b>44.890</b>	123.3	41.799	120.6	<b>2:06.300 (1)</b>	<b>84.62</b>		<b>14:50:19.841</b>		
10 -	39.731	109.6	45.093	121.7	42.187	120.6	2:07.011	84.15	0.711	14:52:26.852		
11 -	39.877	109.2	45.659	122.0	42.182	120.4	2:07.718	83.68	1.418	14:54:34.570		
12 -	39.825	108.4	45.139	121.7	41.870	120.6	2:06.834 (3)	84.26	0.534	14:56:41.404		

P9		37		Corey TINKER			Honda - CT Racing					
IDEAL LAP TIME : 2:05.696		BEST LAP TIME : 2:06.289			DIFFERENCE : 0.593							
LAP	SECTOR 1	SECTOR 2	SECTOR 3	LAP TIME	MPH	DIFF	TIME OF DAY					
1 -		107.5	46.156	119.8	42.275	119.4	2:17.898	77.50	11.609	14:33:22.943		
2 -	39.945	104.5	45.522	122.2	42.508	<b>122.2</b>	2:07.975	83.51	1.686	14:35:30.918		
3 -	40.171	<b>109.2</b>	46.309	121.7	42.010	119.6	2:08.490	83.18	2.201	14:37:39.408		
4 -	40.019	105.1	45.451	123.8	42.306	120.2	2:07.776	83.64	1.487	14:39:47.184		
5 -	40.164	106.6	45.126	<b>125.4</b>	41.826	119.6	2:07.116	84.08	0.827	14:41:54.300		
6 -	39.853	108.7	45.263	118.7	41.769	118.5	2:06.885	84.23	0.596	14:44:01.185		
7 -	39.679	108.9	45.180	120.6	<b>41.430</b>	120.2	<b>2:06.289 (1)</b>	<b>84.63</b>		<b>14:46:07.474</b>		
8 -	39.733	108.5	45.369	120.4	42.002	122.0	2:07.104	84.08	0.815	14:48:14.578		
9 -	<b>39.388</b>	107.5	45.096	123.5	42.029	121.7	2:06.513 (2)	84.48	0.224	14:50:21.091		
10 -	39.541	109.1	<b>44.878</b>	118.5	42.395	117.5	2:06.814 (3)	84.28	0.525	14:52:27.905		
11 -	39.699	108.5	45.482	119.8	41.898	118.5	2:07.079	84.10	0.790	14:54:34.984		
12 -	40.030	108.2	45.228	119.6	41.804	116.9	2:07.062	84.11	0.773	14:56:42.046		

Weather / Track : Cloudy / Dry

Snetterton 300  
Circuit Length = 2.9689 miles  
Start: 14:31 Flag 14:56 End: 14:57

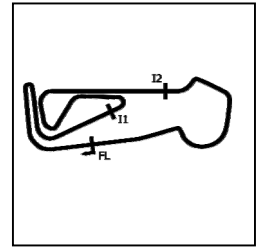


# MCRCB BULLETIN TK181

## 2021 Bennetts British Superbike Championship - Round 7

### 2021 Honda British Talent Cup

### RACE 1 - SECTOR ANALYSIS



SECTOR 1 = FL to I1, SECTOR 2 = I1 to I2, SECTOR 3 = I2 to FL, DIFF = Difference To Personal Best Lap, P = Crossed Finish Line in Pit Lane, D = Time Disallowed

P10 55		Harrison DESOY					Honda - Thorneycroft56 Racing				
IDEAL LAP TIME : 2:06.425		BEST LAP TIME : 2:06.562					DIFFERENCE : 0.137				
LAP	SECTOR 1	SECTOR 2		SECTOR 3		LAP TIME	MPH	DIFF	TIME OF DAY		
1 -		105.3	45.883	122.2	42.052	119.6	2:15.468	78.89	8.906	14:33:20.513	
2 -	40.065	107.3	45.365	122.9	42.651	117.9	2:08.081	83.44	1.519	14:35:28.594	
3 -	40.251	108.0	45.801	119.4	42.079	117.5	2:08.131	83.41	1.569	14:37:36.725	
4 -	40.378	106.1	45.820	121.7	42.177	118.1	2:08.375	83.25	1.813	14:39:45.100	
5 -	40.380	109.4	45.596	123.1	42.128	119.4	2:08.104	83.43	1.542	14:41:53.204	
6 -	39.722	107.8	45.090	120.4	41.750	119.1	<b>2:06.562 (1)</b>	<b>84.44</b>		<b>14:43:59.766</b>	
7 -	<b>39.662</b>	<b>110.3</b>	45.240	122.4	41.943	118.9	2:06.845 (3)	84.26	0.283	14:46:06.611	
8 -	40.055	108.7	45.264	<b>124.0</b>	42.095	118.7	2:07.414	83.88	0.852	14:48:14.025	
9 -	39.743	108.0	45.279	120.9	41.978	119.4	2:07.000	84.15	0.438	14:50:21.025	
10 -	40.128	109.8	45.149	121.7	42.221	<b>119.8</b>	2:07.498	83.82	0.936	14:52:28.523	
11 -	39.807	108.9	<b>45.039</b>	123.5	41.957	118.9	2:06.803 (2)	84.28	0.241	14:54:35.326	
12 -	40.034	109.1	45.424	120.2	<b>41.724</b>	118.7	2:07.182	84.03	0.620	14:56:42.508	

P11 5		Mason JOHNSON					Honda - Johnson Racing				
IDEAL LAP TIME : 2:06.589		BEST LAP TIME : 2:06.963					DIFFERENCE : 0.374				
LAP	SECTOR 1	SECTOR 2		SECTOR 3		LAP TIME	MPH	DIFF	TIME OF DAY		
1 -		107.5	45.403	<b>121.3</b>	41.736	117.3	2:13.856	79.84	6.893	14:33:18.901	
2 -	39.867	<b>108.0</b>	<b>45.038</b>	120.6	42.203	113.3	2:07.108 (2)	84.08	0.145	14:35:26.009	
3 -	40.038	107.8	45.246	117.3	41.946	115.5	2:07.230 (3)	84.00	0.267	14:37:33.239	
4 -	40.101	106.1	45.375	115.5	41.783	<b>117.5</b>	2:07.259	83.98	0.296	14:39:40.498	
5 -	40.548	105.3	45.723	115.9	42.222	114.9	2:08.493	83.18	1.530	14:41:48.991	
6 -	40.200	105.1	45.363	116.1	42.137	114.9	2:07.700	83.69	0.737	14:43:56.691	
7 -	40.324	106.3	45.341	117.3	42.339	114.7	2:08.004	83.49	1.041	14:46:04.695	
8 -	40.126	105.0	45.611	115.1	42.089	113.5	2:07.826	83.61	0.863	14:48:12.521	
9 -	40.204	105.8	45.458	115.7	42.200	116.1	2:07.862	83.59	0.899	14:50:20.383	
10 -	<b>39.833</b>	106.0	45.199	116.9	42.752	<b>117.5</b>	2:07.784	83.64	0.821	14:52:28.167	
11 -	39.865	107.7	45.383	118.5	42.271	117.3	2:07.519	83.81	0.556	14:54:35.686	
12 -	40.046	<b>108.0</b>	45.199	<b>121.3</b>	<b>41.718</b>	115.5	<b>2:06.963 (1)</b>	<b>84.18</b>		<b>14:56:42.649</b>	

P12 33		JJ CUNNINGHAM					Honda - Thorneycroft56 / JCRsupersport				
IDEAL LAP TIME : 2:06.056		BEST LAP TIME : 2:06.454					DIFFERENCE : 0.398				
LAP	SECTOR 1	SECTOR 2		SECTOR 3		LAP TIME	MPH	DIFF	TIME OF DAY		
1 -		105.8	45.589	118.7	42.058	118.3	2:14.955	79.19	8.501	14:33:20.000	
2 -	40.246	106.0	45.633	119.1	42.754	115.7	2:08.633	83.08	2.179	14:35:28.633	
3 -	40.285	108.4	45.774	118.5	42.988	117.5	2:09.047	82.82	2.593	14:37:37.680	
4 -	40.224	105.3	45.824	118.5	42.040	117.5	2:08.088	83.44	1.634	14:39:45.768	
5 -	40.442	107.8	45.409	118.7	42.463	115.3	2:08.314	83.29	1.860	14:41:54.082	
6 -	40.064	106.5	45.307	115.9	42.086	118.5	2:07.457	83.85	1.003	14:44:01.539	
7 -	<b>39.575</b>	<b>108.9</b>	45.287	120.2	41.592	117.5	<b>2:06.454 (1)</b>	<b>84.52</b>		<b>14:46:07.993</b>	
8 -	39.893	108.4	<b>45.013</b>	121.3	41.956	<b>119.6</b>	2:06.862	84.24	0.408	14:48:14.855	
9 -	40.145	107.7	45.098	<b>124.5</b>	<b>41.468</b>	119.1	2:06.711 (3)	84.35	0.257	14:50:21.566	
10 -	40.004	107.2	45.214	123.3	42.247	119.1	2:07.465	83.85	1.011	14:52:29.031	
11 -	40.211	107.8	45.262	118.3	41.787	116.5	2:07.260	83.98	0.806	14:54:36.291	
12 -	39.828	108.2	45.243	120.6	41.555	117.9	2:06.626 (2)	84.40	0.172	14:56:42.917	

Weather / Track : Cloudy / Dry

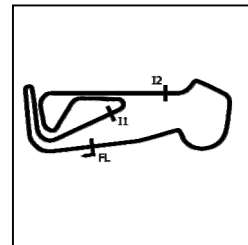
Snetterton 300  
Circuit Length = 2.9689 miles  
Start: 14:31 Flag 14:56 End: 14:57

# MCRCB BULLETIN TK181

## 2021 Bennetts British Superbike Championship - Round 7

### 2021 Honda British Talent Cup

### RACE 1 - SECTOR ANALYSIS



SECTOR 1 = FL to I1, SECTOR 2 = I1 to I2, SECTOR 3 = I2 to FL, DIFF = Difference To Personal Best Lap, P = Crossed Finish Line in Pit Lane, D = Time Disallowed

P13 40		Julian CORREA					Honda - Microlise Cresswell Racing				
IDEAL LAP TIME : 2:06.925		BEST LAP TIME : 2:07.218					DIFFERENCE : 0.293				
LAP	SECTOR 1	SECTOR 2		SECTOR 3		LAP TIME	MPH	DIFF	TIME OF DAY		
1 -		109.2	46.065	121.3	42.600	120.4	2:16.270	78.43	9.052	14:33:21.315	
2 -	40.416	109.6	46.555	120.0	42.345	120.2	2:09.316	82.65	2.098	14:35:30.631	
3 -	40.348	109.4	46.070	120.9	42.021	121.3	2:08.439	83.21	1.221	14:37:39.070	
4 -	40.227	107.8	45.534	<b>123.1</b>	42.162	120.4	2:07.923	83.55	0.705	14:39:46.993	
5 -	40.159	<b>110.7</b>	<b>45.289</b>	122.9	42.547	120.6	2:07.995	83.50	0.777	14:41:54.988	
6 -	40.081	108.5	45.680	122.2	42.126	121.1	2:07.887	83.57	0.669	14:44:02.875	
7 -	40.037	106.3	45.747	122.2	41.850	<b>121.5</b>	2:07.634	83.74	0.416	14:46:10.509	
8 -	40.103	110.0	45.863	122.0	42.255	120.0	2:08.221	83.35	1.003	14:48:18.730	
9 -	40.150	109.4	45.551	120.4	42.170	120.4	2:07.871	83.58	0.653	14:50:26.601	
10 -	40.192	109.8	45.743	120.2	<b>41.654</b>	120.4	2:07.589 (3)	83.76	0.371	14:52:34.190	
11 -	<b>39.982</b>	109.6	45.513	121.5	42.011	119.6	2:07.506 (2)	83.82	0.288	14:54:41.696	
12 -	40.243	109.4	45.294	121.1	41.681	119.8	<b>2:07.218 (1)</b>	<b>84.01</b>		<b>14:56:48.914</b>	

P14 12		Josh BANNISTER					Honda - Dunsley Heat Racing				
IDEAL LAP TIME : 2:06.904		BEST LAP TIME : 2:07.327					DIFFERENCE : 0.423				
LAP	SECTOR 1	SECTOR 2		SECTOR 3		LAP TIME	MPH	DIFF	TIME OF DAY		
1 -		104.2	46.224	119.1	42.042	<b>119.8</b>	2:16.976	78.02	9.649	14:33:22.021	
2 -	40.583	103.7	45.790	122.2	42.426	118.7	2:08.799	82.98	1.472	14:35:30.820	
3 -	40.606	107.2	46.047	120.6	42.386	117.9	2:09.039	82.82	1.712	14:37:39.859	
4 -	40.407	104.2	46.015	120.6	41.892	116.5	2:08.314	83.29	0.987	14:39:48.173	
5 -	40.246	103.7	45.507	120.9	41.996	116.7	2:07.749	83.66	0.422	14:41:55.922	
6 -	<b>39.873</b>	104.2	45.566	121.3	42.091	116.9	2:07.530 (2)	83.80	0.203	14:44:03.452	
7 -	40.170	105.0	45.483	122.2	42.094	117.5	2:07.747	83.66	0.420	14:46:11.199	
8 -	39.916	<b>108.0</b>	45.418	<b>122.9</b>	42.363	115.5	2:07.697	83.69	0.370	14:48:18.896	
9 -	40.145	106.6	45.514	121.5	42.185	118.5	2:07.844	83.60	0.517	14:50:26.740	
10 -	40.256	105.6	45.634	120.2	<b>41.826</b>	117.7	2:07.716	83.68	0.389	14:52:34.456	
11 -	40.125	106.0	<b>45.205</b>	121.1	41.997	115.9	<b>2:07.327 (1)</b>	<b>83.94</b>		<b>14:54:41.783</b>	
12 -	40.365	107.7	45.303	121.7	41.884	116.7	2:07.552 (3)	83.79	0.225	14:56:49.335	

P15 65		Alexander ROWAN					Honda - Victoria House Mortimer Racing				
IDEAL LAP TIME : 2:07.244		BEST LAP TIME : 2:07.244					DIFFERENCE : 0.000				
LAP	SECTOR 1	SECTOR 2		SECTOR 3		LAP TIME	MPH	DIFF	TIME OF DAY		
1 -		102.9	47.349	<b>125.2</b>	42.933	120.6	2:19.732	76.48	12.488	14:33:24.777	
2 -	40.902	107.7	46.739	124.0	42.529	120.2	2:10.170	82.10	2.926	14:35:34.947	
3 -	40.607	110.5	46.535	122.9	42.454	120.9	2:09.596	82.47	2.352	14:37:44.543	
4 -	40.548	108.2	46.174	123.5	42.835	121.3	2:09.557	82.49	2.313	14:39:54.100	
5 -	40.975	110.9	45.947	118.5	42.884	<b>121.7</b>	2:09.806	82.33	2.562	14:42:03.906	
6 -	40.569	110.5	45.550	122.6	42.197	120.2	2:08.316	83.29	1.072	14:44:12.222	
7 -	40.100	<b>111.1</b>	45.674	122.4	42.006	120.2	2:07.780 (3)	83.64	0.536	14:46:20.002	
8 -	40.192	110.9	45.760	122.4	42.002	120.0	2:07.954	83.53	0.710	14:48:27.956	
9 -	40.225	110.7	45.579	122.6	41.988	120.4	2:07.792	83.63	0.548	14:50:35.748	
10 -	39.999	110.7	45.520	122.2	41.972	120.0	2:07.491 (2)	83.83	0.247	14:52:43.239	
11 -	40.081	110.9	45.925	122.2	41.987	120.0	2:07.993	83.50	0.749	14:54:51.232	
12 -	<b>39.986</b>	110.5	<b>45.401</b>	122.2	<b>41.857</b>	120.9	<b>2:07.244 (1)</b>	<b>83.99</b>		<b>14:56:58.476</b>	

Weather / Track : Cloudy / Dry

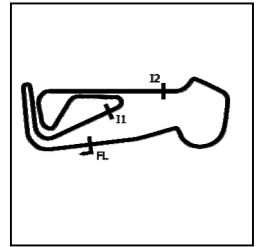
Snetterton 300  
Circuit Length = 2.9689 miles  
Start: 14:31 Flag 14:56 End: 14:57

# MCRCB BULLETIN TK181

## 2021 Bennetts British Superbike Championship - Round 7

### 2021 Honda British Talent Cup

### RACE 1 - SECTOR ANALYSIS



SECTOR 1 = FL to I1, SECTOR 2 = I1 to I2, SECTOR 3 = I2 to FL, DIFF = Difference To Personal Best Lap, P = Crossed Finish Line in Pit Lane, D = Time Disallowed

P16 79		Harley McCABE					Honda - MLav VisionTrack Academy				
IDEAL LAP TIME : 2:08.372		BEST LAP TIME : 2:08.721					DIFFERENCE : 0.349				
LAP	SECTOR 1	SECTOR 2		SECTOR 3		LAP TIME	MPH	DIFF	TIME OF DAY		
1 -		102.9	47.211	125.6	43.418	121.3	2:21.036	75.78	12.315	14:33:26.081	
2 -	40.795	102.9	46.143	<b>127.3</b>	42.893	120.9	2:09.831	82.32	1.110	14:35:35.912	
3 -	40.910	109.2	46.024	123.1	42.552	121.7	2:09.486	82.54	0.765	14:37:45.398	
4 -	40.786	<b>109.6</b>	45.973	124.2	42.364	121.7	2:09.123	82.77	0.402	14:39:54.521	
5 -	40.890	107.2	45.948	124.9	42.638	<b>122.6</b>	2:09.476	82.54	0.755	14:42:03.997	
6 -	40.878	106.1	46.117	124.9	42.299	121.3	2:09.294	82.66	0.573	14:44:13.291	
7 -	40.676	107.2	45.805	123.5	42.240	119.6	<b>2:08.721 (1)</b>	<b>83.03</b>		<b>14:46:22.012</b>	
8 -	<b>40.479</b>	109.2	45.781	121.7	42.649	120.6	2:08.909	82.91	0.188	14:48:30.921	
9 -	40.976	108.0	45.876	121.7	42.433	120.2	2:09.285	82.67	0.564	14:50:40.206	
10 -	40.708	108.9	<b>45.687</b>	121.3	42.330	120.6	2:08.725 (2)	83.03	0.004	14:52:48.931	
11 -	40.825	<b>109.6</b>	45.965	122.4	42.361	119.4	2:09.151	82.75	0.430	14:54:58.082	
12 -	40.860	109.4	45.700	121.5	<b>42.206</b>	120.0	2:08.766 (3)	83.00	0.045	14:57:06.848	

P17 2		Rhys COATES					Honda - Ernie Coates Race Support / SP125 Racing				
IDEAL LAP TIME : 2:08.733		BEST LAP TIME : 2:09.135					DIFFERENCE : 0.402				
LAP	SECTOR 1	SECTOR 2		SECTOR 3		LAP TIME	MPH	DIFF	TIME OF DAY		
1 -		<b>108.7</b>	47.612	121.3	43.813	<b>119.4</b>	2:21.178	75.70	12.043	14:33:26.223	
2 -	41.134	102.4	46.470	<b>123.3</b>	43.602	116.7	2:11.206	81.46	2.071	14:35:37.429	
3 -	40.841	107.7	46.439	119.6	42.663	118.1	2:09.943	82.25	0.808	14:37:47.372	
4 -	40.871	108.4	45.960	122.6	43.012	118.5	2:09.843	82.31	0.708	14:39:57.215	
5 -	40.740	108.2	45.908	122.2	42.808	117.9	2:09.456	82.56	0.321	14:42:06.671	
6 -	40.820	108.4	46.148	121.7	42.924	117.5	2:09.892	82.28	0.757	14:44:16.563	
7 -	40.687	107.5	46.044	120.4	42.652	118.1	2:09.383	82.60	0.248	14:46:25.946	
8 -	40.609	107.0	46.135	120.0	42.690	116.9	2:09.434	82.57	0.299	14:48:35.380	
9 -	<b>40.358</b>	104.6	46.236	119.6	<b>42.541</b>	<b>119.4</b>	<b>2:09.135 (1)</b>	<b>82.76</b>		<b>14:50:44.515</b>	
10 -	40.814	106.6	46.016	122.6	42.845	118.5	2:09.675	82.42	0.540	14:52:54.190	
11 -	40.766	107.8	46.009	122.6	42.555	116.9	2:09.330 (3)	82.64	0.195	14:55:03.520	
12 -	40.737	106.8	<b>45.834</b>	121.7	42.688	116.5	2:09.259 (2)	82.68	0.124	14:57:12.779	

P18 66		Rossi DOBSON					Honda - WM Racing				
IDEAL LAP TIME : 2:08.860		BEST LAP TIME : 2:09.197					DIFFERENCE : 0.337				
LAP	SECTOR 1	SECTOR 2		SECTOR 3		LAP TIME	MPH	DIFF	TIME OF DAY		
1 -		104.3	47.251	<b>123.5</b>	43.033	<b>121.3</b>	2:20.364	76.14	11.167	14:33:25.409	
2 -	40.713	107.5	46.699	123.1	43.109	118.3	2:10.521	81.88	1.324	14:35:35.930	
3 -	41.002	108.5	46.298	122.6	43.063	118.9	2:10.363	81.98	1.166	14:37:46.293	
4 -	40.943	108.5	46.616	121.3	43.065	120.2	2:10.624	81.82	1.427	14:39:56.917	
5 -	40.458	108.5	45.952	122.4	42.900	<b>121.3</b>	2:09.310 (2)	82.65	0.113	14:42:06.227	
6 -	40.796	<b>108.7</b>	46.052	121.3	42.786	118.9	2:09.634	82.44	0.437	14:44:15.861	
7 -	40.425	108.5	45.919	121.1	43.078	118.5	2:09.422 (3)	82.58	0.225	14:46:25.283	
8 -	<b>40.327</b>	<b>108.7</b>	46.039	120.4	42.831	118.1	<b>2:09.197 (1)</b>	<b>82.72</b>		<b>14:48:34.480</b>	
9 -	40.508	107.7	46.051	120.2	42.928	118.1	2:09.487	82.54	0.290	14:50:43.967	
10 -	41.045	108.2	<b>45.819</b>	119.8	<b>42.714</b>	118.7	2:09.578	82.48	0.381	14:52:53.545	
11 -	40.470	107.7	46.279	120.6	42.718	117.5	2:09.467	82.55	0.270	14:55:03.012	
12 -	40.781	106.6	46.155	119.8	42.932	120.2	2:09.868	82.29	0.671	14:57:12.880	

Weather / Track : Cloudy / Dry

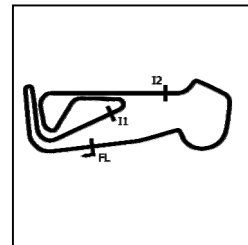
Snetterton 300  
Circuit Length = 2.9689 miles  
Start: 14:31 Flag 14:56 End: 14:57

# MCRCB BULLETIN TK181

## 2021 Bennetts British Superbike Championship - Round 7

### 2021 Honda British Talent Cup

### RACE 1 - SECTOR ANALYSIS



SECTOR 1 = FL to I1, SECTOR 2 = I1 to I2, SECTOR 3 = I2 to FL, DIFF = Difference To Personal Best Lap, P = Crossed Finish Line in Pit Lane, D = Time Disallowed

P19 22		Anthony EAGLE					Honda - Microlise Cresswell Racing			
IDEAL LAP TIME : 2:08.505		BEST LAP TIME : 2:09.201			DIFFERENCE : 0.696					
LAP	SECTOR 1	SECTOR 2		SECTOR 3		LAP TIME	MPH	DIFF	TIME OF DAY	
1 -		103.4	47.434	118.5	43.150	116.9	2:20.323	76.16	11.122	14:33:25.368
2 -	40.937	103.8	46.741	122.6	43.292	117.1	2:10.970	81.60	1.769	14:35:36.338
3 -	40.733	107.0	46.221	<b>123.1</b>	43.479	108.7	2:10.433	81.94	1.232	14:37:46.771
4 -	40.851	106.1	46.422	117.7	42.831	115.9	2:10.104	82.15	0.903	14:39:56.875
5 -	40.680	107.0	45.869	121.1	42.704	115.3	2:09.253 (2)	82.69	0.052	14:42:06.128
6 -	41.041	106.3	46.027	121.5	43.011	116.3	2:10.079	82.16	0.878	14:44:16.207
7 -	40.402	107.2	45.874	119.6	42.983	117.7	2:09.259 (3)	82.68	0.058	14:46:25.466
8 -	40.463	<b>107.3</b>	<b>45.858</b>	120.4	42.880	117.5	<b>2:09.201 (1)</b>	<b>82.72</b>		<b>14:48:34.667</b>
9 -	40.437	105.6	46.076	120.4	43.097	116.3	2:09.610	82.46	0.409	14:50:44.277
10 -	40.857	105.6	46.039	118.3	42.683	116.7	2:09.579	82.48	0.378	14:52:53.856
11 -	<b>40.337</b>	106.0	46.724	117.7	42.745	<b>117.9</b>	2:09.806	82.33	0.605	14:55:03.662
12 -	40.664	107.0	46.718	117.9	<b>42.310</b>	117.5	2:09.692	82.41	0.491	14:57:13.354

P20 44		Lucas HILL					Honda - Ashcourt Racing			
IDEAL LAP TIME : 2:09.813		BEST LAP TIME : 2:10.006			DIFFERENCE : 0.193					
LAP	SECTOR 1	SECTOR 2		SECTOR 3		LAP TIME	MPH	DIFF	TIME OF DAY	
1 -		108.0	47.848	<b>125.4</b>	43.735	<b>118.7</b>	2:21.620	75.46	11.614	14:33:26.665
2 -	41.044	106.3	46.580	123.5	43.201	117.1	2:10.825	81.69	0.819	14:35:37.490
3 -	41.328	<b>108.4</b>	46.571	120.4	43.179	117.5	2:11.078	81.53	1.072	14:37:48.568
4 -	40.978	108.0	46.162	120.2	43.406	116.9	2:10.546	81.87	0.540	14:39:59.114
5 -	41.059	108.2	46.182	119.4	43.057	116.3	2:10.298	82.02	0.292	14:42:09.412
6 -	40.961	107.5	46.038	118.7	43.562	115.9	2:10.561	81.86	0.555	14:44:19.973
7 -	40.903	107.8	<b>45.914</b>	118.7	43.189	115.7	<b>2:10.006 (1)</b>	<b>82.21</b>		<b>14:46:29.979</b>
8 -	41.109	107.3	46.118	118.3	<b>43.037</b>	116.1	2:10.264 (3)	82.04	0.258	14:48:40.243
9 -	40.960	106.8	46.253	118.3	43.050	116.1	2:10.263 (2)	82.05	0.257	14:50:50.506
10 -	41.056	106.3	47.031	117.3	43.532	116.3	2:11.619	81.20	1.613	14:53:02.125
11 -	41.204	106.6	46.739	117.9	43.259	115.9	2:11.202	81.46	1.196	14:55:13.327
12 -	<b>40.862</b>	106.3	46.368	117.1	43.424	114.7	2:10.654	81.80	0.648	14:57:23.981

P21 99		Peter WILLIS					Honda - WM Racing			
IDEAL LAP TIME : 2:11.056		BEST LAP TIME : 2:11.172			DIFFERENCE : 0.116					
LAP	SECTOR 1	SECTOR 2		SECTOR 3		LAP TIME	MPH	DIFF	TIME OF DAY	
1 -		93.9	47.814	122.9	43.800	121.3	2:22.622	74.93	11.450	14:33:27.667
2 -	40.975	101.6	47.060	123.1	<b>43.362</b>	119.1	2:11.397 (2)	81.34	0.225	14:35:39.064
3 -	41.425	94.5	47.892	120.6	44.020	120.0	2:13.337	80.15	2.165	14:37:52.401
4 -	41.766	96.5	47.338	121.1	43.620	119.1	2:12.724	80.52	1.552	14:40:05.125
5 -	41.713	99.5	47.497	119.4	43.739	118.7	2:12.949	80.39	1.777	14:42:18.074
6 -	41.531	105.5	48.726	120.0	43.858	119.6	2:14.115	79.69	2.943	14:44:32.189
7 -	41.149	<b>108.7</b>	47.044	120.9	43.799	119.8	2:11.992 (3)	80.97	0.820	14:46:44.181
8 -	41.931	102.4	47.110	122.0	43.873	121.7	2:12.914	80.41	1.742	14:48:57.095
9 -	41.510	104.6	46.980	<b>123.5</b>	43.576	<b>122.4</b>	2:12.066	80.92	0.894	14:51:09.161
10 -	41.456	105.6	47.478	122.2	44.260	120.6	2:13.194	80.24	2.022	14:53:22.355
11 -	41.256	106.8	47.144	120.6	43.622	119.1	2:12.022	80.95	0.850	14:55:34.377
12 -	<b>40.936</b>	<b>108.7</b>	<b>46.758</b>	120.4	43.478	120.2	<b>2:11.172 (1)</b>	<b>81.48</b>		<b>14:57:45.549</b>

Weather / Track : Cloudy / Dry

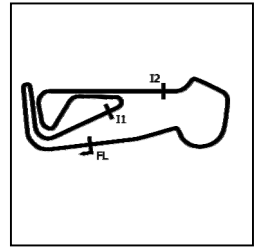
Snetterton 300  
Circuit Length = 2.9689 miles  
Start: 14:31 Flag 14:56 End: 14:57

**MCRCB BULLETIN TK181**

**2021 Bennetts British Superbike Championship - Round 7**

**2021 Honda British Talent Cup**

**RACE 1 - SECTOR ANALYSIS**



SECTOR 1 = FL to I1, SECTOR 2 = I1 to I2, SECTOR 3 = I2 to FL, DIFF = Difference To Personal Best Lap, P = Crossed Finish Line in Pit Lane, D = Time Disallowed

<b>P22 51</b>		<b>Holly HARRIS</b>		Honda - MJL Racing								
IDEAL LAP TIME : 2:11.258		BEST LAP TIME : 2:11.408		DIFFERENCE : 0.150								
LAP	SECTOR 1	SECTOR 2	SECTOR 3	LAP TIME	MPH	DIFF	TIME OF DAY					
1 -		97.2	47.853	<b>124.7</b>	44.165	119.6	2:23.788	74.33	12.380	14:33:28.833		
2 -	42.025	103.7	47.078	121.7	44.062	118.1	2:13.165	80.26	1.757	14:35:41.998		
3 -	41.839	104.0	47.230	121.5	44.054	118.9	2:13.123	80.28	1.715	14:37:55.121		
4 -	41.915	103.7	46.944	121.7	43.646	119.1	2:12.505	80.66	1.097	14:40:07.626		
5 -	41.774	108.0	46.851	122.0	43.979	118.5	2:12.604	80.60	1.196	14:42:20.230		
6 -	41.709	104.3	46.867	123.1	43.823	119.4	2:12.399	80.72	0.991	14:44:32.629		
7 -	41.421	106.5	<b>46.527</b>	122.9	43.986	119.4	2:11.934 (2)	81.01	0.526	14:46:44.563		
8 -	41.665	106.0	46.666	120.6	43.698	118.9	2:12.029 (3)	80.95	0.621	14:48:56.592		
9 -	41.547	107.3	46.784	120.2	43.914	118.5	2:12.245	80.82	0.837	14:51:08.837		
10 -	41.594	107.7	47.417	119.1	44.456	117.3	2:13.467	80.08	2.059	14:53:22.304		
11 -	42.152	108.4	47.056	122.0	43.496	<b>119.8</b>	2:12.704	80.54	1.296	14:55:35.008		
<b>12 -</b>	<b>41.286</b>	<b>108.7</b>	46.677	121.3	<b>43.445</b>	118.9	<b>2:11.408 (1)</b>	<b>81.33</b>		<b>14:57:46.416</b>		

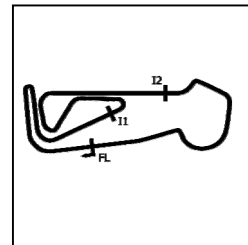
<b>P23 48</b>		<b>Ollie WALKER</b>		Honda - Moto Rapido / SP125 Racing								
IDEAL LAP TIME : 2:04.684		BEST LAP TIME : 2:04.852		DIFFERENCE : 0.168								
LAP	SECTOR 1	SECTOR 2	SECTOR 3	LAP TIME	MPH	DIFF	TIME OF DAY					
1 -		110.5	44.747	124.7	41.621	119.8	2:11.206	81.45	6.354	14:33:16.251		
2 -	39.396	110.3	44.741	122.4	42.030	119.6	2:06.167	84.71	1.315	14:35:22.418		
3 -	39.485	110.9	45.043	122.2	41.347	119.4	2:05.875	84.91	1.023	14:37:28.293		
4 -	39.649	109.6	44.852	123.3	41.479	119.4	2:05.980	84.83	1.128	14:39:34.273		
5 -	39.474	108.0	44.808	<b>125.2</b>	41.519	119.8	2:05.801	84.96	0.949	14:41:40.074		
6 -	39.305	110.3	44.667	123.8	41.409	120.0	2:05.381	85.24	0.529	14:43:45.455		
7 -	39.137	111.1	44.773	124.0	41.413	120.9	2:05.323	85.28	0.471	14:45:50.778		
<b>8 -</b>	39.214	110.5	<b>44.513</b>	124.0	<b>41.125</b>	120.4	<b>2:04.852 (1)</b>	<b>85.60</b>		<b>14:47:55.630</b>		
9 -	39.089	110.7	44.543	<b>125.2</b>	41.379	120.6	2:05.011 (2)	85.49	0.159	14:50:00.641		
10 -	<b>39.046</b>	112.0	44.923	123.3	41.155	121.5	2:05.124 (3)	85.41	0.272	14:52:05.765		
11 -	39.186	<b>112.4</b>	44.987	120.9	41.538	<b>121.7</b>	2:05.711	85.02	0.859	14:54:11.476		

<b>P24 29</b>		<b>Lucas BROWN</b>		Honda - Amphibian Scaffolding / SP125 Racing								
IDEAL LAP TIME : 2:06.562		BEST LAP TIME : 2:06.977		DIFFERENCE : 0.415								
LAP	SECTOR 1	SECTOR 2	SECTOR 3	LAP TIME	MPH	DIFF	TIME OF DAY					
1 -		105.0	45.288	<b>123.5</b>	42.029	117.7	2:14.249	79.61	7.272	14:33:19.294		
2 -	40.034	107.8	45.007	122.0	41.936	117.1	<b>2:06.977 (1)</b>	<b>84.17</b>		<b>14:35:26.271</b>		
3 -	<b>39.853</b>	<b>109.2</b>	45.167	117.9	42.127	117.7	2:07.147 (3)	84.06	0.170	14:37:33.418		
4 -	40.304	107.7	<b>44.920</b>	118.9	<b>41.789</b>	115.9	2:07.013 (2)	84.14	0.036	14:39:40.431		
5 -	40.592	107.2	45.700	116.3	42.315	115.1	2:08.607	83.10	1.630	14:41:49.038		
6 -	40.221	106.6	45.401	114.5	42.103	114.3	2:07.725	83.68	0.748	14:43:56.763		
7 -	40.323	102.7	45.345	117.7	42.495	116.9	2:08.163	83.39	1.186	14:46:04.926		
8 -	40.152	106.1	45.585	117.3	41.932	116.7	2:07.669	83.71	0.692	14:48:12.595		
9 -	40.232	103.7	45.471	114.7	42.182	116.9	2:07.885	83.57	0.908	14:50:20.480		
10 -	40.072	107.2	45.077	118.1	42.596	<b>119.1</b>	2:07.745	83.66	0.768	14:52:28.225		

<b>P25 41</b>		<b>Luca HOPKINS</b>		Honda - Wilson Racing								
IDEAL LAP TIME : 2:06.402		BEST LAP TIME : 2:06.837		DIFFERENCE : 0.435								
LAP	SECTOR 1	SECTOR 2	SECTOR 3	LAP TIME	MPH	DIFF	TIME OF DAY					
1 -		103.8	46.416	<b>123.5</b>	42.225	118.7	2:16.554	78.26	9.717	14:33:21.599		
2 -	40.542	104.8	46.230	119.4	41.953	118.3	2:08.725	83.03	1.888	14:35:30.324		
3 -	39.679	109.2	45.133	122.6	42.582	118.5	2:07.394	83.89	0.557	14:37:37.718		
4 -	39.952	107.8	45.372	122.9	42.163	118.9	2:07.487	83.83	0.650	14:39:45.205		
5 -	40.203	109.4	45.577	118.7	41.977	118.3	2:07.757	83.65	0.920	14:41:52.962		
6 -	39.608	107.5	45.470	120.2	42.091	118.9	2:07.169 (3)	84.04	0.332	14:44:00.131		
7 -	39.665	109.2	<b>45.080</b>	<b>123.5</b>	42.139	120.4	2:06.884 (2)	84.23	0.047	14:46:07.015		
8 -	40.123	<b>110.1</b>	45.448	120.2	41.935	118.9	2:07.506	83.82	0.669	14:48:14.521		
9 -	40.070	108.7	45.426	122.0	<b>41.753</b>	121.1	2:07.249	83.99	0.412	14:50:21.770		
<b>10 -</b>	<b>39.569</b>	106.3	45.252	123.1	42.016	<b>122.2</b>	<b>2:06.837 (1)</b>	<b>84.26</b>		<b>14:52:28.607</b>		

Weather / Track : Cloudy / Dry

Snetterton 300  
Circuit Length = 2.9689 miles  
Start: 14:31 Flag 14:56 End: 14:57



SECTOR 1 = FL to I1, SECTOR 2 = I1 to I2, SECTOR 3 = I2 to FL, DIFF = Difference To Personal Best Lap, P = Crossed Finish Line in Pit Lane, D = Time Disallowed

P26 27		Ted WILKINSON					Honda - RMB Racing			
IDEAL LAP TIME : 2:11.328		BEST LAP TIME : 2:11.531					DIFFERENCE : 0.203			
LAP	SECTOR 1	SECTOR 2		SECTOR 3		LAP TIME	MPH	DIFF	TIME OF DAY	
1 -		101.5	47.873	<b>124.5</b>	44.234	<b>117.9</b>	2:22.544	74.98	11.013	14:33:27.589
2 -	42.327	101.9	47.730	117.9	44.230	115.7	2:14.287	79.59	2.756	14:35:41.876
3 -	41.539	101.3	47.465	115.9	43.960	116.7	2:12.964	80.38	1.433	14:37:54.840
4 -	41.403	105.0	46.913	118.1	<b>43.695</b>	115.7	2:12.011 (3)	80.96	0.480	14:40:06.851
5 -	41.470	106.6	46.987	118.5	43.765	116.7	2:12.222	80.83	0.691	14:42:19.073
6 -	41.485	107.2	47.029	115.3	43.701	116.3	2:12.215	80.83	0.684	14:44:31.288
7 -	41.061	<b>107.3</b>	46.843	116.1	43.796	115.9	2:11.700 (2)	81.15	0.169	14:46:42.988
8 -	41.670	105.8	47.074	116.1	44.025	114.7	2:12.769	80.50	1.238	14:48:55.757
9 -	<b>41.030</b>	106.1	<b>46.603</b>	115.1	43.898	115.1	<b>2:11.531 (1)</b>	<b>81.25</b>		<b>14:51:07.288</b>

P27 61		Harrison MACKAY					Honda - True Heroes Racing / Super Soco			
IDEAL LAP TIME : 2:08.510		BEST LAP TIME : 2:08.709					DIFFERENCE : 0.199			
LAP	SECTOR 1	SECTOR 2		SECTOR 3		LAP TIME	MPH	DIFF	TIME OF DAY	
1 -		100.1	47.066	122.9	43.044	<b>121.1</b>	2:18.690	77.06	9.981	14:33:23.735
2 -	40.809	106.1	45.979	123.3	42.927	119.1	2:09.715	82.39	1.006	14:35:33.450
3 -	40.888	107.3	46.410	120.2	42.936	119.4	2:10.234	82.06	1.525	14:37:43.684
4 -	40.878	108.0	45.957	121.5	43.185	119.1	2:10.020	82.20	1.311	14:39:53.704
5 -	40.823	106.8	46.199	120.2	42.971	119.1	2:09.993	82.22	1.284	14:42:03.697
6 -	40.969	104.6	45.907	<b>123.8</b>	42.577	120.0	2:09.453 (3)	82.56	0.744	14:44:13.150
7 -	<b>40.412</b>	<b>108.7</b>	<b>45.584</b>	121.3	42.900	119.6	2:08.896 (2)	82.92	0.187	14:46:22.046
8 -	40.527	106.5	45.668	122.4	<b>42.514</b>	119.1	<b>2:08.709 (1)</b>	<b>83.04</b>		<b>14:48:30.755</b>

P28 57		Johnny GARNESS					Honda - City Lifting by RS Racing			
IDEAL LAP TIME : 2:04.109		BEST LAP TIME : 2:04.449					DIFFERENCE : 0.340			
LAP	SECTOR 1	SECTOR 2		SECTOR 3		LAP TIME	MPH	DIFF	TIME OF DAY	
1 -		<b>113.5</b>	<b>44.159</b>	<b>126.6</b>	41.018	122.0	2:09.016	82.84	4.567	14:33:14.061
2 -	39.285	112.2	44.337	126.3	<b>40.827</b>	<b>122.9</b>	<b>2:04.449 (1)</b>	<b>85.88</b>		<b>14:35:18.510</b>

P29 96		Rossi BANHAM					Honda - MJL Racing			
IDEAL LAP TIME : 2:07.273		BEST LAP TIME : 2:08.138					DIFFERENCE : 0.865			
LAP	SECTOR 1	SECTOR 2		SECTOR 3		LAP TIME	MPH	DIFF	TIME OF DAY	
1 -		109.2	45.594	<b>123.8</b>	<b>42.422</b>	116.9	2:16.345	78.38	8.207	14:33:21.390
2 -	40.501	108.7	<b>45.171</b>	122.2	42.466	<b>117.3</b>	<b>2:08.138 (1)</b>	<b>83.41</b>		<b>14:35:29.528</b>

P30 4		Sullivan MOUNSEY					Honda - iForce Lloyd & Jones			
IDEAL LAP TIME : 2:07.504		BEST LAP TIME : 2:12.729					DIFFERENCE : 5.225			
LAP	SECTOR 1	SECTOR 2		SECTOR 3		LAP TIME	MPH	DIFF	TIME OF DAY	
1 -		<b>112.7</b>	<b>45.026</b>	117.1	<b>42.186</b>	<b>119.6</b>	2:12.587	80.61		14:33:17.632
2 -	<b>40.292</b>	108.9	45.099	<b>123.5</b>	47.338	107.0	<b>2:12.729 (1)</b>	<b>80.52</b>		<b>14:35:30.361</b>

P31 24		Cormac BUCHANAN					Honda - Microlise Cresswell Racing			
IDEAL LAP TIME :		BEST LAP TIME :					DIFFERENCE :			
LAP	SECTOR 1	SECTOR 2		SECTOR 3		LAP TIME	MPH	DIFF	TIME OF DAY	
1 -		<b>107.0</b>	<b>44.807</b>	<b>124.2</b>	<b>41.458</b>	<b>118.7</b>	2:11.797	81.09		14:33:16.842

**MCRCB BULLETIN TK182****2021 Bennetts British Superbike Championship - Round 7****2021 Honda British Talent Cup****RACE 1 - BEST SECTORS**

SECTOR 1			SECTOR 2			SECTOR 3			IDEAL / BEST COMPARISON						
POS	NO	NAME	TIME	NO	NAME	TIME	NO	NAME	TIME	POS	NO	NAME	IDEAL	BEST	DIFF
													<b>PERFECT LAP</b>	<b>2:04.032</b>	
1	48	WALKER	39.046	57	GARNESS	44.159	57	GARNESS	40.827	1	57	GARNESS	2:04.109	2:04.449	0.340
2	57	GARNESS	39.123	67	O'GORMAN	44.269	67	O'GORMAN	40.962	2	67	O'GORMAN	2:04.362	2:04.671	0.309
3	67	O'GORMAN	39.131	74	BROWN	44.355	74	BROWN	41.042	3	74	BROWN	2:04.641	2:04.736	0.095
4	52	BELFORD	39.149	23	STEPHENSON	44.409	48	WALKER	41.125	4	48	WALKER	2:04.684	2:04.852	0.168
5	23	STEPHENSON	39.222	48	WALKER	44.513	52	BELFORD	41.189	5	52	BELFORD	2:04.920	2:04.969	0.049
6	74	BROWN	39.244	15	CROSBY	44.544	34	COOK	41.245	6	23	STEPHENSON	2:04.953	2:05.199	0.246
7	37	TINKER	39.388	52	BELFORD	44.582	23	STEPHENSON	41.322	7	15	CROSBY	2:05.441	2:05.561	0.120
8	34	COOK	39.503	24	BUCHANAN	44.807	15	CROSBY	41.368	8	34	COOK	2:05.578	2:05.912	0.334
9	15	CROSBY	39.529	34	COOK	44.830	37	TINKER	41.430	9	37	TINKER	2:05.696	2:06.289	0.593
10	41	HOPKINS	39.569	37	TINKER	44.878	24	BUCHANAN	41.458	10	33	CUNNINGHAM	2:06.056	2:06.454	0.398
11	33	CUNNINGHAM	39.575	53	VEIJER	44.890	33	CUNNINGHAM	41.468	11	7	LYONS	2:06.098	2:06.375	0.277
12	7	LYONS	39.583	29	BROWN	44.920	7	LYONS	41.516	12	53	VEIJER	2:06.293	2:06.300	0.007
13	53	VEIJER	39.611	7	LYONS	44.999	40	CORREA	41.654	13	41	HOPKINS	2:06.402	2:06.837	0.435
14	55	DESSOY	39.662	33	CUNNINGHAM	45.013	5	JOHNSON	41.718	14	55	DESSOY	2:06.425	2:06.562	0.137
15	96	BANHAM	39.680	4	MOUNSEY	45.026	55	DESSOY	41.724	15	29	BROWN	2:06.562	2:06.977	0.415
16	5	JOHNSON	39.833	5	JOHNSON	45.038	41	HOPKINS	41.753	16	5	JOHNSON	2:06.589	2:06.963	0.374
17	29	BROWN	39.853	55	DESSOY	45.039	29	BROWN	41.789	17	12	BANNISTER	2:06.904	2:07.327	0.423
18	12	BANNISTER	39.873	41	HOPKINS	45.080	53	VEIJER	41.792	18	40	CORREA	2:06.925	2:07.218	0.293
19	40	CORREA	39.982	96	BANHAM	45.171	12	BANNISTER	41.826	19	65	ROWAN	2:07.244	2:07.244	0.000
20	65	ROWAN	39.986	12	BANNISTER	45.205	65	ROWAN	41.857	20	96	BANHAM	2:07.273	2:08.138	0.865
21	4	MOUNSEY	40.292	40	CORREA	45.289	4	MOUNSEY	42.186	21	4	MOUNSEY	2:07.504	2:12.729	5.225
22	66	DOBSON	40.327	65	ROWAN	45.401	79	McCABE	42.206	22	79	McCABE	2:08.372	2:08.721	0.349
23	22	EAGLE	40.337	61	MACKAY	45.584	22	EAGLE	42.310	23	22	EAGLE	2:08.505	2:09.201	0.696
24	2	COATES	40.358	79	McCABE	45.687	96	BANHAM	42.422	24	61	MACKAY	2:08.510	2:08.709	0.199
25	61	MACKAY	40.412	66	DOBSON	45.819	61	MACKAY	42.514	25	2	COATES	2:08.733	2:09.135	0.402
26	79	McCABE	40.479	2	COATES	45.834	2	COATES	42.541	26	66	DOBSON	2:08.860	2:09.197	0.337
27	44	HILL	40.862	22	EAGLE	45.858	66	DOBSON	42.714	27	44	HILL	2:09.813	2:10.006	0.193
28	99	WILLIS	40.936	44	HILL	45.914	44	HILL	43.037	28	99	WILLIS	2:11.056	2:11.172	0.116
29	27	WILKINSON	41.030	51	HARRIS	46.527	99	WILLIS	43.362	29	51	HARRIS	2:11.258	2:11.408	0.150
30	51	HARRIS	41.286	27	WILKINSON	46.603	51	HARRIS	43.445	30	27	WILKINSON	2:11.328	2:11.531	0.203
31				99	WILLIS	46.758	27	WILKINSON	43.695	31	24	BUCHANAN			

Weather / Track : Cloudy / Dry

Snetterton 300

Circuit Length = 2.9689 miles

Start: 14:31 Flag 14:56 End: 14:57

Results can be found at [www.tsl-timing.com](http://www.tsl-timing.com)

Printed - 15:01 Saturday, 04 September 2021

**MCRCB BULLETIN TK183****2021 Bennetts British Superbike Championship - Round 7****2021 Honda British Talent Cup****RACE 1 - BEST SPEEDS**

POS	INTERMEDIATE 1			INTERMEDIATE 2			FINISH LINE		
	NO	NAME	MPH	NO	NAME	MPH	NO	NAME	MPH
1	57	GARNES	113.5	79	McCABE	127.3	53	VEIJER	124.7
2	4	MOUNSEY	112.7	57	GARNES	126.6	57	GARNES	122.9
3	74	BROWN	112.5	34	COOK	126.1	79	McCABE	122.6
4	48	WALKER	112.4	74	BROWN	125.9	7	LYONS	122.4
5	67	O'GORMAN	112.2	53	VEIJER	125.9	99	WILLIS	122.4
6	53	VEIJER	111.6	67	O'GORMAN	125.4	37	TINKER	122.2
7	65	ROWAN	111.1	37	TINKER	125.4	41	HOPKINS	122.2
8	40	CORREA	110.7	44	HILL	125.4	65	ROWAN	121.7
9	52	BELFORD	110.5	65	ROWAN	125.2	48	WALKER	121.7
10	15	CROSBY	110.5	48	WALKER	125.2	40	CORREA	121.5
11	55	DESSOY	110.3	51	HARRIS	124.7	67	O'GORMAN	121.3
12	41	HOPKINS	110.1	15	CROSBY	124.5	66	DOBSON	121.3
13	7	LYONS	110.0	33	CUNNINGHAM	124.5	52	BELFORD	121.1
14	23	STEPHENSON	109.8	27	WILKINSON	124.5	61	MACKAY	121.1
15	79	McCABE	109.6	24	BUCHANAN	124.2	34	COOK	120.9
16	96	BANHAM	109.4	55	DESSOY	124.0	23	STEPHENSON	120.6
17	37	TINKER	109.2	61	MACKAY	123.8	74	BROWN	120.4
18	29	BROWN	109.2	96	BANHAM	123.8	15	CROSBY	120.4
19	33	CUNNINGHAM	108.9	23	STEPHENSON	123.5	55	DESSOY	119.8
20	2	COATES	108.7	66	DOBSON	123.5	12	BANNISTER	119.8
21	66	DOBSON	108.7	99	WILLIS	123.5	51	HARRIS	119.8
22	99	WILLIS	108.7	29	BROWN	123.5	33	CUNNINGHAM	119.6
23	51	HARRIS	108.7	41	HOPKINS	123.5	4	MOUNSEY	119.6
24	61	MACKAY	108.7	4	MOUNSEY	123.5	2	COATES	119.4
25	34	COOK	108.5	2	COATES	123.3	29	BROWN	119.1
26	44	HILL	108.4	40	CORREA	123.1	44	HILL	118.7
27	5	JOHNSON	108.0	22	EAGLE	123.1	24	BUCHANAN	118.7
28	12	BANNISTER	108.0	12	BANNISTER	122.9	22	EAGLE	117.9
29	22	EAGLE	107.3	7	LYONS	122.6	27	WILKINSON	117.9
30	27	WILKINSON	107.3	52	BELFORD	122.4	5	JOHNSON	117.5
31	24	BUCHANAN	107.0	5	JOHNSON	121.3	96	BANHAM	117.3

Weather / Track : Cloudy / Dry

Snetterton 300

Circuit Length = 2.9689 miles

Start: 14:31 Flag 14:56 End: 14:57

Results can be found at [www.tsl-timing.com](http://www.tsl-timing.com)

Printed - 15:01 Saturday, 04 September 2021



**MCRCB BULLETIN TK184****2021 Bennetts British Superbike Championship - Round 7****2021 Honda British Talent Cup****RACE 1 - FASTEST LAP CLASSIFICATION**

POS	RACE POS	NO	NAME	NAT	ENTRY	BEST	ON
1	28	57	Johnny GARNESS	GBR	Honda - City Lifting by RS Racing	2:04.449	2
2	1	67	Casey O'GORMAN	GBR	Honda - Microlise Cresswell Racing	2:04.671	2
3	2	74	Carter BROWN	GBR	Honda - City Lifting by RS Racing	2:04.736	8
4	23	48	Ollie WALKER	GBR	Honda - Moto Rapido / SP125 Racing	2:04.852	8
5	3	52	Evan BELFORD	GBR	Honda - City Lifting by RS Racing	2:04.969	8
6	5	23	Rhys STEPHENSON	GBR	Honda - Rocket Racing	2:05.199	7
7	4	15	Harrison CROSBY	GBR	Honda - Banks Racing	2:05.561	8
8	6	34	James COOK	GBR	Honda - Wilson Racing	2:05.912	7
9	9	37	Corey TINKER	GBR	Honda - CT Racing	2:06.289	7
10	8	53	Kiyano VEIJER	NLD	Honda - Microlise Cresswell Racing	2:06.300	9
11	7	7	Jamie LYONS	GBR	Honda - C&M Motors Ltd / Tooltec Racing	2:06.375	3
12	12	33	JJ CUNNINGHAM	GBR	Honda - Thorneycroft56 / JCRsupersport	2:06.454	7
13	10	55	Harrison DESSOY	GBR	Honda - Thorneycroft56 Racing	2:06.562	6
14	25	41	Luca HOPKINS	GBR	Honda - Wilson Racing	2:06.837	10
15	11	5	Mason JOHNSON	GBR	Honda - Johnson Racing	2:06.963	12
16	24	29	Lucas BROWN	GBR	Honda - Amphibian Scaffolding / SP125 Racing	2:06.977	2
17	13	40	Julian CORREA	USA	Honda - Microlise Cresswell Racing	2:07.218	12
18	15	65	Alexander ROWAN	GBR	Honda - Victoria House Mortimer Racing	2:07.244	12
19	14	12	Josh BANNISTER	GBR	Honda - Dunsley Heat Racing	2:07.327	11
20	29	96	Rossi BANHAM	GBR	Honda - MJL Racing	2:08.138	2
21	27	61	Harrison MACKAY	GBR	Honda - True Heroes Racing / Super Soco	2:08.709	8
22	16	79	Harley McCABE	GBR	Honda - MLav VisionTrack Academy	2:08.721	7
23	17	2	Rhys COATES	GBR	Honda - Ernie Coates Race Support / SP125 Racing	2:09.135	9
24	18	66	Rossi DOBSON	GBR	Honda - WM Racing	2:09.197	8
25	19	22	Anthony EAGLE	UZB	Honda - Microlise Cresswell Racing	2:09.201	8
26	20	44	Lucas HILL	GBR	Honda - Ashcourt Racing	2:10.006	7
27	21	99	Peter WILLIS	GBR	Honda - WM Racing	2:11.172	12
28	22	51	Holly HARRIS	GBR	Honda - MJL Racing	2:11.408	12
29	26	27	Ted WILKINSON	GBR	Honda - RMB Racing	2:11.531	9
30	30	4	Sullivan MOUNSEY	GBR	Honda - iForce Lloyd & Jones	2:12.729	2

Weather / Track : Cloudy / Dry

Results can be found at [www.tsl-timing.com](http://www.tsl-timing.com)

Snetterton 300

Circuit Length = 2.9689 miles

Start: 14:31 Flag 14:56 End: 14:57

Printed - 14:59 Saturday, 04 September 2021

# MCRCB BULLETIN TK185

## 2021 Bennetts British Superbike Championship - Round 7

### 2021 Honda British Talent Cup

#### RACE 1 - STATISTICS

**Competitors Started** 31  
**Planned Start** 2021-09-04 @ 14:30:00.000  
**Actual Start** 2021-09-04 @ 14:31:05.044  
**Finish Time** 2021-09-04 @ 14:56:13.324  
**Track Length** 2.9689mi.  
**Total Laps** 319  
**Total Distance Covered** 947.0827mi.

#### Session Fastest Lap History

NO	NAME	LAP TIME	TIME OF DAY	LAP	VEHICLE
57	Johnny GARNESS	2:04.449	14:35:18.527	2	Honda

#### Session Leader History

NO	NAME	FROM LAP	LAPS LED	DISTANCE	VEHICLE
57	Johnny GARNESS	1	2	5.93 miles	Honda
67	Casey O'GORMAN	3	10	29.68 miles	Honda

#### Flag History

TYPE	TIME OF DAY
GREEN	14:31:05.044
FINISH	14:56:13.324

#### Flag Statistics

TYPE	COUNT	TOTAL LAPS	TOTAL TIME
Green	1	12	26:52.147
Red	0	0	0.000
Safety Car	0	0	0.000
FCY	0	0	0.000

Weather / Track : Cloudy / Dry

Results can be found at [www.tsl-timing.com](http://www.tsl-timing.com)

Snetterton 300  
Circuit Length = 2.9689 miles  
Start: 14:31 Flag 14:56 End: 14:57

Printed - 15:02 Saturday, 04 September 2021

# MCRCB BULLETIN TK186

## 2021 Bennetts British Superbike Championship - Round 7

### 2021 Honda British Talent Cup

#### RACE 1 - SESSION NOTES

TIME	MESSAGE
14:15:02	PITLANE OPEN
14:20:06	PITLANE CLOSED
14:23:03	5 MINUTES TO WARM UP LAP
14:24:05	5 MINUTE TO WARM UP LAP
14:24:26	5 MINUTES TO WARM UP LAP
14:25:01	3 MINUTES TO WARM UP LAP
14:26:58	NO.37 LEAVING THE GRID
14:27:03	1 MINUTE TO WARM UP LAP
14:27:31	30 SECONDS TO WARM UP LAP
14:27:50	GREEN FLAG - WARM UP LAP
14:28:26	
14:28:26	#37 MUST START FROM THE BACK OF THE GRID
14:30:32	RACE START
14:30:32	#37 MUST START FROM THE BACK OF THE GRID
14:34:21	NO. 24 FALLER AT T3 PALMER - RIDER OK
14:34:51	NO JUMP STARTS
14:36:38	NO. 57 FALLER AT T6 OGGIES - RIDER OK
14:37:45	NO. 96 FALLER AT T12 MURRAYS - RIDER OK
14:40:20	NO. 4 ENTERED PITS
14:40:24	NO. 4 - RETIRED
14:48:07	TWO THIRDS DISTANCE COMPLETED
14:49:55	NO. 61 - STOPPED TECHNICAL PROBLEM AT T3
14:52:35	NO. 27 FALLER AT T5 HAMILTON - RIDER OK
14:53:11	NO.29 FALLER AT T2 WILSON - RIDER OK
14:54:49	NO.48 FALLER AT T2 WILSON - RIDER OK
14:55:08	NO. 41 ENTERED PITS

Weather / Track : Cloudy / Dry

Results can be found at [www.tsl-timing.com](http://www.tsl-timing.com)

Snetterton 300  
Circuit Length = 2.9689 miles  
Start: 14:31 Flag 14:56 End: 14:57

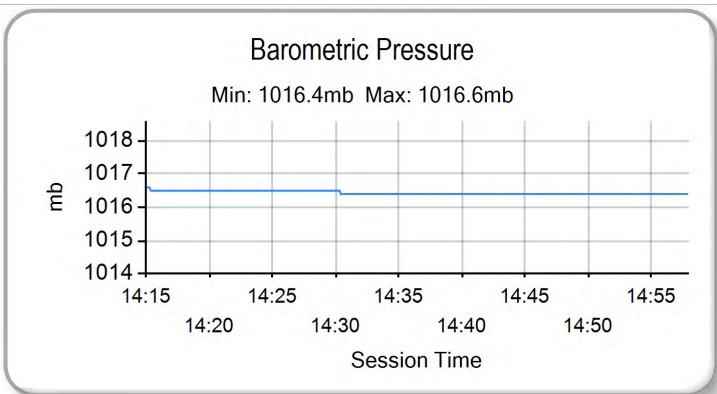
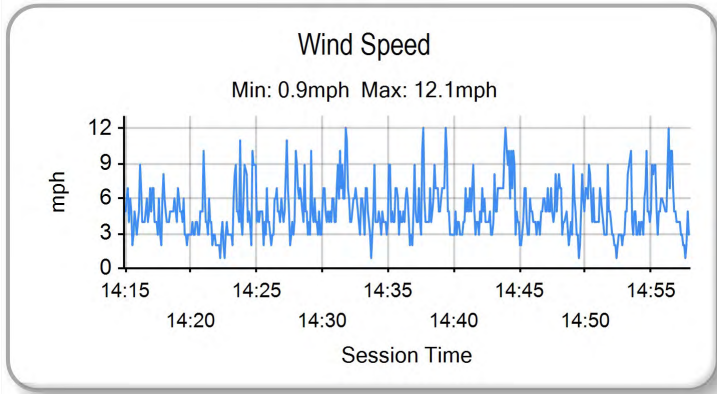
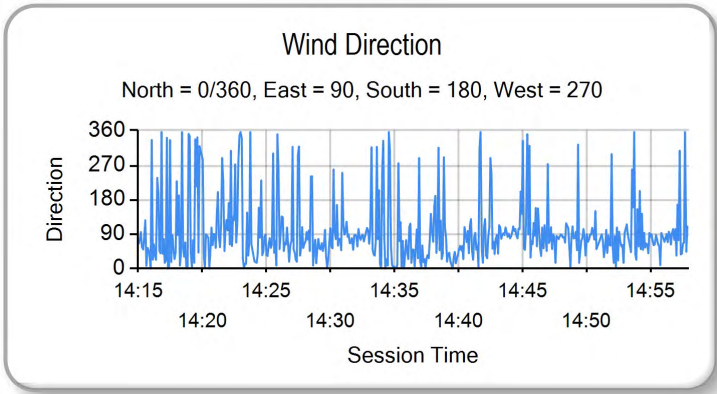
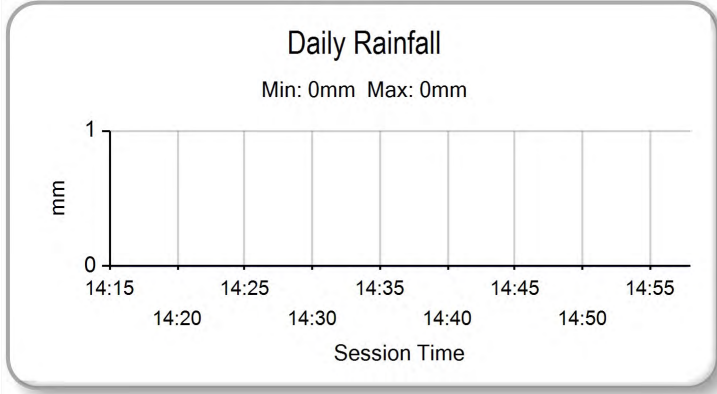
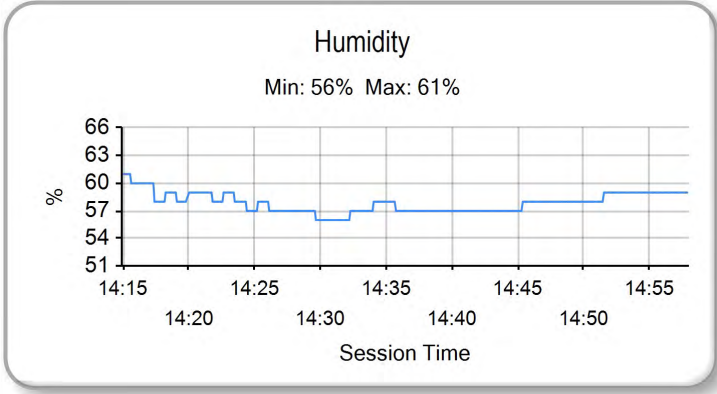
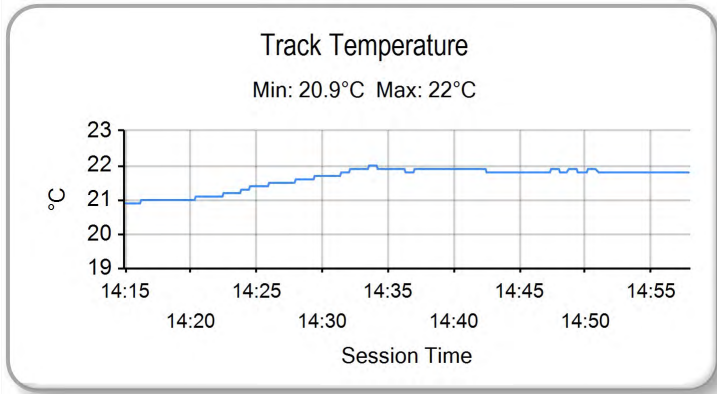
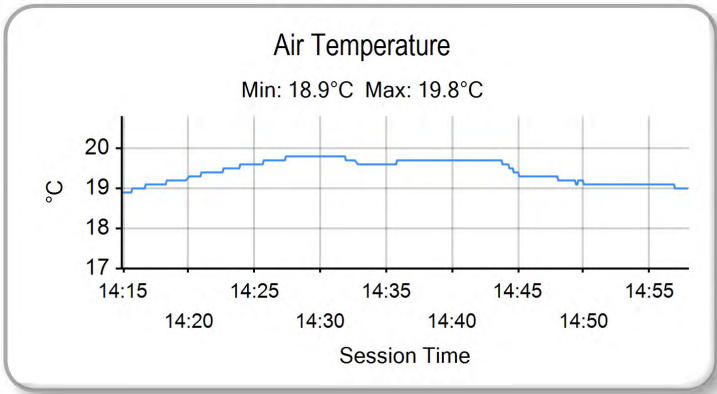
Printed - 15:03 Saturday, 04 September 2021

# MCRCB BULLETIN TK187

## 2021 Bennetts British Superbike Championship - Round 7

### 2021 Honda British Talent Cup

#### RACE 1 - WEATHER CONDITIONS



Weather / Track : Cloudy / Dry

Results can be found at [www.tsl-timing.com](http://www.tsl-timing.com)

Snetterton 300  
Circuit Length = 2.9689 miles  
Start: 14:31 Flag 14:56 End: 14:57

Printed - 15:03 Saturday, 04 September 2021





POS	NO	NAME	NAT	ENTRY	TIME	ON	LAPS	GAP	DIFF	MPH
1	67	Casey O'GORMAN	GBR	Honda - Microlise Cresswell Racing	2:05.502	4	4			85.16
2	57	Johnny GARNES	GBR	Honda - City Lifting by RS Racing	2:06.074	3	4	0.572	0.572	84.77
3	74	Carter BROWN	GBR	Honda - City Lifting by RS Racing	2:06.457	3	4	0.955	0.383	84.51
4	23	Rhys STEPHENSON	GBR	Honda - Rocket Racing	2:07.243	4	4	1.741	0.786	83.99
5	52	Evan BELFORD	GBR	Honda - City Lifting by RS Racing	2:07.341	3	4	1.839	0.098	83.93
6	48	Ollie WALKER	GBR	Honda - Moto Rapido / SP125 Racing	2:07.437	4	4	1.935	0.096	83.86
7	5	Mason JOHNSON	GBR	Honda - Johnson Racing	2:07.708	4	4	2.206	0.271	83.69
8	4	Sullivan MOUNSEY	GBR	Honda - iForce Lloyd & Jones	2:07.782	3	4	2.280	0.074	83.64
9	15	Harrison CROSBY	GBR	Honda - Banks Racing	2:07.818	3	4	2.316	0.036	83.61
10	29	Lucas BROWN	GBR	Honda - Amphibian Scaffolding / SP125 Racing	2:08.275	4	4	2.773	0.457	83.32
11	37	Corey TINKER	GBR	Honda - CT Racing	2:08.385	4	4	2.883	0.110	83.25
12	96	Rossi BANHAM	GBR	Honda - MJL Racing	2:08.582	4	4	3.080	0.197	83.12
13	34	James COOK	GBR	Honda - Wilson Racing	2:08.659	4	4	3.157	0.077	83.07
14	53	Kiyano VEIJER	NLD	Honda - Microlise Cresswell Racing	2:08.831	4	4	3.329	0.172	82.96
15	12	Josh BANNISTER	GBR	Honda - Dunsley Heat Racing	2:09.233	3	4	3.731	0.402	82.70
16	24	Cormac BUCHANAN	NZL	Honda - Microlise Cresswell Racing	2:09.323	3	3	3.821	0.090	82.64
17	65	Alexander ROWAN	GBR	Honda - Victoria House Mortimer Racing	2:10.055	3	4	4.553	0.732	82.18
18	55	Harrison DESSOY	GBR	Honda - Thorneycroft56 Racing	2:10.219	4	4	4.717	0.164	82.07
19	33	JJ CUNNINGHAM	GBR	Honda - Thorneycroft56 / JCRsupersport	2:10.281	4	4	4.779	0.062	82.03
20	79	Harley McCABE	GBR	Honda - MLav VisionTrack Academy	2:10.380	4	4	4.878	0.099	81.97
21	41	Luca HOPKINS	GBR	Honda - Wilson Racing	2:11.244	3	3	5.742	0.864	81.43
22	22	Anthony EAGLE	UZB	Honda - Microlise Cresswell Racing	2:11.448	3	4	5.946	0.204	81.31
23	61	Harrison MACKAY	GBR	Honda - True Heroes Racing / Super Soco	2:11.615	4	4	6.113	0.167	81.20
24	2	Rhys COATES	GBR	Honda - Ernie Coates Race Support / SP125 Racing	2:12.109	3	4	6.607	0.494	80.90
25	44	Lucas HILL	GBR	Honda - Ashcourt Racing	2:12.779	4	4	7.277	0.670	80.49
26	99	Peter WILLIS	GBR	Honda - WM Racing	2:13.370	2	4	7.868	0.591	80.13
27	51	Holly HARRIS	GBR	Honda - MJL Racing	2:14.901	3	4	9.399	1.531	79.22
28	40	Julian CORREA	USA	Honda - Microlise Cresswell Racing			1			

Weather / Track : Bright / Dry

These results are provisional until the conclusion of any judicial and technical matters.

Snetterton 300

Circuit Length = 2.9689 miles

Start: 09:00 Flag 09:08 End: 09:10

Race Director : Stuart Higgs

Stewards :

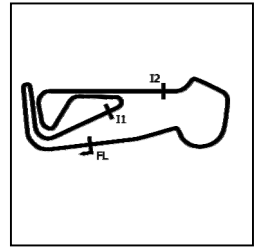
Timekeeper : Richard Evans

# MCRCB BULLETIN TK255

## 2021 Bennetts British Superbike Championship - Round 7

### 2021 Honda British Talent Cup

### WARM UP - SECTOR ANALYSIS



SECTOR 1 = FL to I1, SECTOR 2 = I1 to I2, SECTOR 3 = I2 to FL, DIFF = Difference To Personal Best Lap, P = Crossed Finish Line in Pit Lane, D = Time Disallowed

P1 67		Casey O'GORMAN					Honda - Microlise Cresswell Racing			
IDEAL LAP TIME : 2:05.502		BEST LAP TIME : 2:05.502					DIFFERENCE : 0.000			
LAP	SECTOR 1	SECTOR 2		SECTOR 3		LAP TIME	MPH	DIFF	TIME OF DAY	
1 -	OUTLAP	107.7	46.825	126.1	43.887	120.2	2:16.704	78.18	11.202	09:02:33.975
2 -	40.929	111.1	45.479	125.6	41.705	120.4	2:08.113 (2)	83.42	2.611	09:04:42.088
3 -	40.944	108.2	45.740	124.2	41.592	121.1	2:08.276 (3)	83.32	2.774	09:06:50.364
4 -	<b>39.573</b>	<b>112.5</b>	<b>44.819</b>	<b>126.6</b>	<b>41.110</b>	<b>123.1</b>	<b>2:05.502 (1)</b>	<b>85.16</b>		<b>09:08:55.866</b>

P2 57		Johnny GARNESS					Honda - City Lifting by RS Racing			
IDEAL LAP TIME : 2:05.941		BEST LAP TIME : 2:06.074					DIFFERENCE : 0.133			
LAP	SECTOR 1	SECTOR 2		SECTOR 3		LAP TIME	MPH	DIFF	TIME OF DAY	
1 -	OUTLAP	100.6	47.397	128.5	44.034	124.7	2:17.503	77.72	11.429	09:02:28.439
2 -	40.649	112.4	45.519	129.0	41.834	123.8	2:08.002 (3)	83.49	1.928	09:04:36.441
3 -	39.763	<b>114.7</b>	<b>44.905</b>	<b>129.3</b>	<b>41.406</b>	125.4	<b>2:06.074 (1)</b>	<b>84.77</b>		<b>09:06:42.515</b>
4 -	<b>39.630</b>	113.7	45.060	129.0	41.534	<b>125.6</b>	2:06.224 (2)	84.67	0.150	09:08:48.739

P3 74		Carter BROWN					Honda - City Lifting by RS Racing			
IDEAL LAP TIME : 2:06.421		BEST LAP TIME : 2:06.457					DIFFERENCE : 0.036			
LAP	SECTOR 1	SECTOR 2		SECTOR 3		LAP TIME	MPH	DIFF	TIME OF DAY	
1 -	OUTLAP	100.1	46.439	<b>122.4</b>	44.647	115.9	2:18.148	77.36	11.691	09:02:22.914
2 -	40.519	107.8	45.678	122.2	42.211	117.3	2:08.408 (3)	83.23	1.951	09:04:31.322
3 -	39.940	108.2	45.006	<b>122.4</b>	<b>41.511</b>	<b>117.7</b>	<b>2:06.457 (1)</b>	<b>84.51</b>		<b>09:06:37.779</b>
4 -	<b>39.916</b>	<b>109.2</b>	<b>44.994</b>	121.1	41.726	117.1	2:06.636 (2)	84.40	0.179	09:08:44.415

P4 23		Rhys STEPHENSON					Honda - Rocket Racing			
IDEAL LAP TIME : 2:06.967		BEST LAP TIME : 2:07.243					DIFFERENCE : 0.276			
LAP	SECTOR 1	SECTOR 2		SECTOR 3		LAP TIME	MPH	DIFF	TIME OF DAY	
1 -	OUTLAP	102.4	47.852	119.8	43.440	<b>120.2</b>	2:18.753	77.02	11.510	09:02:23.517
2 -	40.623	108.5	45.862	121.7	42.301	118.9	2:08.786 (3)	82.99	1.543	09:04:32.303
3 -	40.068	105.3	45.399	<b>122.4</b>	<b>41.914</b>	119.4	2:07.381 (2)	83.90	0.138	09:06:39.684
4 -	<b>39.749</b>	<b>110.0</b>	<b>45.304</b>	122.0	42.190	116.9	<b>2:07.243 (1)</b>	<b>83.99</b>		<b>09:08:46.927</b>

P5 52		Evan BELFORD					Honda - City Lifting by RS Racing			
IDEAL LAP TIME : 2:06.959		BEST LAP TIME : 2:07.341					DIFFERENCE : 0.382			
LAP	SECTOR 1	SECTOR 2		SECTOR 3		LAP TIME	MPH	DIFF	TIME OF DAY	
1 -	OUTLAP	107.3	47.726	123.1	43.379	<b>120.2</b>	2:18.994	76.89	11.653	09:02:23.085
2 -	40.865	110.1	45.950	<b>124.7</b>	42.166	119.1	2:08.981 (2)	82.86	1.640	09:04:32.066
3 -	40.168	<b>111.2</b>	45.463	124.5	<b>41.710</b>	119.8	<b>2:07.341 (1)</b>	<b>83.93</b>		<b>09:06:39.407</b>
4 -	<b>39.899</b>	110.0	<b>45.350</b>	124.2	44.025	118.9	2:09.274 (3)	82.67	1.933	09:08:48.681

P6 48		Ollie WALKER					Honda - Moto Rapido / SP125 Racing			
IDEAL LAP TIME : 2:07.437		BEST LAP TIME : 2:07.437					DIFFERENCE : 0.000			
LAP	SECTOR 1	SECTOR 2		SECTOR 3		LAP TIME	MPH	DIFF	TIME OF DAY	
1 -	OUTLAP	97.2	47.577	123.1	44.356	117.1	2:17.641	77.65	10.204	09:02:27.358
2 -	41.395	104.8	46.444	<b>123.8</b>	42.465	118.9	2:10.304 (3)	82.02	2.867	09:04:37.662
3 -	40.266	<b>110.0</b>	45.754	122.9	42.250	<b>119.1</b>	2:08.270 (2)	83.32	0.833	09:06:45.932
4 -	<b>40.014</b>	109.4	<b>45.339</b>	123.3	<b>42.084</b>	118.9	<b>2:07.437 (1)</b>	<b>83.86</b>		<b>09:08:53.369</b>

P7 5		Mason JOHNSON					Honda - Johnson Racing			
IDEAL LAP TIME : 2:07.619		BEST LAP TIME : 2:07.708					DIFFERENCE : 0.089			
LAP	SECTOR 1	SECTOR 2		SECTOR 3		LAP TIME	MPH	DIFF	TIME OF DAY	
1 -	OUTLAP	105.1	46.649	118.7	42.657	115.1	2:14.685	79.35	6.977	09:02:18.978
2 -	40.694	106.8	<b>45.666</b>	118.3	42.518	114.9	2:08.878 (2)	82.93	1.170	09:04:27.856
3 -	40.825	<b>107.8</b>	45.836	118.3	42.430	114.9	2:09.091 (3)	82.79	1.383	09:06:36.947
4 -	<b>40.176</b>	107.5	45.755	<b>120.2</b>	<b>41.777</b>	<b>117.1</b>	<b>2:07.708 (1)</b>	<b>83.69</b>		<b>09:08:44.655</b>

Weather / Track : Bright / Dry

Snetterton 300  
Circuit Length = 2.9689 miles  
Start: 09:00 Flag 09:08 End: 09:10

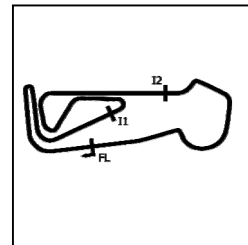


# MCRCB BULLETIN TK255

## 2021 Bennetts British Superbike Championship - Round 7

### 2021 Honda British Talent Cup

#### WARM UP - SECTOR ANALYSIS



SECTOR 1 = FL to I1, SECTOR 2 = I1 to I2, SECTOR 3 = I2 to FL, DIFF = Difference To Personal Best Lap, P = Crossed Finish Line in Pit Lane, D = Time Disallowed

P8		4		Sullivan MOUNSEY			Honda - iForce Lloyd & Jones				
IDEAL LAP TIME :		2:07.773		BEST LAP TIME :		2:07.782		DIFFERENCE :			0.009
LAP	SECTOR 1	SECTOR 2		SECTOR 3		LAP TIME	MPH	DIFF	TIME OF DAY		
1 -	OUTLAP	109.1	47.277	122.2	43.243	119.1	2:18.476	77.18	10.694	09:02:50.504	
2 -	40.920	109.8	<b>45.585</b>	123.8	42.390	119.1	2:08.895 (2)	82.92	1.113	09:04:59.399	
3 -	<b>40.019</b>	<b>111.2</b>	45.594	123.8	<b>42.169</b>	<b>120.4</b>	<b>2:07.782 (1)</b>	<b>83.64</b>		<b>09:07:07.181</b>	
4 -	40.688	108.9	46.197	<b>124.7</b>	42.211	118.9	2:09.096 (3)	82.79	1.314	09:09:16.277	

P9		15		Harrison CROSBY			Honda - Banks Racing				
IDEAL LAP TIME :		2:07.818		BEST LAP TIME :		2:07.818		DIFFERENCE :			0.000
LAP	SECTOR 1	SECTOR 2		SECTOR 3		LAP TIME	MPH	DIFF	TIME OF DAY		
1 -	OUTLAP	103.7	47.920	118.7	43.986	116.1	2:25.730	73.34	17.912	09:02:55.853	
2 -	40.599	<b>108.7</b>	45.694	<b>122.2</b>	42.527	116.7	2:08.820 (2)	82.96	1.002	09:05:04.673	
3 -	<b>40.099</b>	108.0	<b>45.534</b>	121.1	<b>42.185</b>	117.1	<b>2:07.818 (1)</b>	<b>83.61</b>		<b>09:07:12.491</b>	
4 -	40.299	107.8	45.554	<b>122.2</b>	43.361	<b>118.5</b>	2:09.214 (3)	82.71	1.396	09:09:21.705	

P10		29		Lucas BROWN			Honda - Amphibian Scaffolding / SP125 Racing				
IDEAL LAP TIME :		2:08.048		BEST LAP TIME :		2:08.275		DIFFERENCE :			0.227
LAP	SECTOR 1	SECTOR 2		SECTOR 3		LAP TIME	MPH	DIFF	TIME OF DAY		
1 -	OUTLAP	106.1	47.259	122.4	43.012	<b>117.3</b>	2:16.649	78.21	8.374	09:02:28.089	
2 -	41.086	103.0	46.331	<b>123.3</b>	42.980	116.9	2:10.397 (3)	81.96	2.122	09:04:38.486	
3 -	<b>40.376</b>	<b>108.4</b>	45.806	122.6	42.726	116.9	2:08.908 (2)	82.91	0.633	09:06:47.394	
4 -	40.603	<b>108.4</b>	<b>45.480</b>	123.1	<b>42.192</b>	115.9	<b>2:08.275 (1)</b>	<b>83.32</b>		<b>09:08:55.669</b>	

P11		37		Corey TINKER			Honda - CT Racing				
IDEAL LAP TIME :		2:08.380		BEST LAP TIME :		2:08.385		DIFFERENCE :			0.005
LAP	SECTOR 1	SECTOR 2		SECTOR 3		LAP TIME	MPH	DIFF	TIME OF DAY		
1 -	OUTLAP	105.0	47.194	120.0	43.758	115.5	2:18.807	76.99	10.422	09:02:36.823	
2 -	40.789	105.3	46.920	<b>122.6</b>	42.688	115.7	2:10.397 (3)	81.96	2.012	09:04:47.220	
3 -	40.531	108.0	<b>45.664</b>	120.2	42.597	<b>115.9</b>	2:08.792 (2)	82.98	0.407	09:06:56.012	
4 -	<b>40.476</b>	<b>108.5</b>	45.669	119.1	<b>42.240</b>	<b>115.9</b>	<b>2:08.385 (1)</b>	<b>83.25</b>		<b>09:09:04.397</b>	

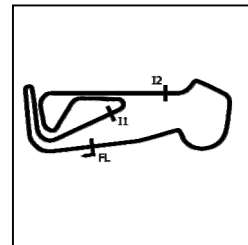
P12		96		Rossi BANHAM			Honda - MJL Racing				
IDEAL LAP TIME :		2:08.429		BEST LAP TIME :		2:08.582		DIFFERENCE :			0.153
LAP	SECTOR 1	SECTOR 2		SECTOR 3		LAP TIME	MPH	DIFF	TIME OF DAY		
1 -	OUTLAP	102.9	46.705	<b>123.1</b>	44.454	116.9	2:17.270	77.86	8.688	09:02:27.937	
2 -	41.070	108.4	46.221	121.5	42.978	117.5	2:10.269 (3)	82.04	1.687	09:04:38.206	
3 -	<b>40.512</b>	<b>109.2</b>	45.625	122.2	42.889	116.7	2:09.026 (2)	82.83	0.444	09:06:47.232	
4 -	40.665	108.7	<b>45.538</b>	121.1	<b>42.379</b>	<b>119.4</b>	<b>2:08.582 (1)</b>	<b>83.12</b>		<b>09:08:55.814</b>	

P13		34		James COOK			Honda - Wilson Racing				
IDEAL LAP TIME :		2:08.659		BEST LAP TIME :		2:08.659		DIFFERENCE :			0.000
LAP	SECTOR 1	SECTOR 2		SECTOR 3		LAP TIME	MPH	DIFF	TIME OF DAY		
1 -	OUTLAP	99.5	48.306	123.1	43.806	120.4	2:21.297	75.64	12.638	09:02:40.349	
2 -	41.353	108.0	45.959	124.5	43.305	119.1	2:10.617 (3)	81.82	1.958	09:04:50.966	
3 -	40.744	<b>109.1</b>	45.629	124.5	42.948	<b>121.1</b>	2:09.321 (2)	82.64	0.662	09:07:00.287	
4 -	<b>40.737</b>	108.2	<b>45.558</b>	<b>124.9</b>	<b>42.364</b>	116.9	<b>2:08.659 (1)</b>	<b>83.07</b>		<b>09:09:08.946</b>	

P14		53		Kiyano VEIJER			Honda - Microlise Cresswell Racing				
IDEAL LAP TIME :		2:08.831		BEST LAP TIME :		2:08.831		DIFFERENCE :			0.000
LAP	SECTOR 1	SECTOR 2		SECTOR 3		LAP TIME	MPH	DIFF	TIME OF DAY		
1 -	OUTLAP	99.7	47.998	126.3	43.783	121.7	2:20.155	76.25	11.324	09:02:37.900	
2 -	41.683	109.1	46.776	<b>126.8</b>	43.633	121.3	2:12.092 (3)	80.91	3.261	09:04:49.992	
3 -	41.156	108.0	46.110	126.6	42.774	121.5	2:10.040 (2)	82.19	1.209	09:07:00.032	
4 -	<b>40.676</b>	<b>109.6</b>	<b>45.824</b>	124.2	<b>42.331</b>	<b>122.0</b>	<b>2:08.831 (1)</b>	<b>82.96</b>		<b>09:09:08.863</b>	

Weather / Track : Bright / Dry

Snetterton 300  
Circuit Length = 2.9689 miles  
Start: 09:00 Flag 09:08 End: 09:10



SECTOR 1 = FL to I1, SECTOR 2 = I1 to I2, SECTOR 3 = I2 to FL, DIFF = Difference To Personal Best Lap, P = Crossed Finish Line in Pit Lane, D = Time Disallowed

P15 12		Josh BANNISTER				Honda - Dunsley Heat Racing				
IDEAL LAP TIME : 2:08.745		BEST LAP TIME : 2:09.233				DIFFERENCE : 0.488				
LAP	SECTOR 1	SECTOR 2		SECTOR 3		LAP TIME	MPH	DIFF	TIME OF DAY	
1 -	OUTLAP	99.4	48.485	<b>121.3</b>	43.437	<b>116.5</b>	2:18.908	76.94	9.675	09:02:23.448
2 -	41.028	104.6	46.441	120.4	42.434	116.3	2:09.903 (3)	82.27	0.670	09:04:33.351
3 -	40.504	104.8	<b>46.123</b>	119.6	42.606	116.1	<b>2:09.233 (1)</b>	<b>82.70</b>		<b>09:06:42.584</b>
4 -	<b>40.297</b>	<b>106.5</b>	46.680	118.5	<b>42.325</b>	116.3	2:09.302 (2)	82.65	0.069	09:08:51.886

P16 24		Cormac BUCHANAN				Honda - Microlise Cresswell Racing				
IDEAL LAP TIME : 2:09.323		BEST LAP TIME : 2:09.323				DIFFERENCE : 0.000				
LAP	SECTOR 1	SECTOR 2		SECTOR 3		LAP TIME	MPH	DIFF	TIME OF DAY	
1 -	OUTLAP	101.9	47.788	117.5	43.496	115.3	2:18.691	77.06	9.368	09:05:37.931
2 -	42.015	104.8	46.395	117.5	42.646	115.7	2:11.056 (2)	81.55	1.733	09:07:48.987
3 -	<b>41.136</b>	<b>105.5</b>	<b>45.895</b>	<b>118.5</b>	<b>42.292</b>	<b>116.3</b>	<b>2:09.323 (1)</b>	<b>82.64</b>		<b>09:09:58.310</b>

P17 65		Alexander ROWAN				Honda - Victoria House Mortimer Racing				
IDEAL LAP TIME : 2:09.981		BEST LAP TIME : 2:10.055				DIFFERENCE : 0.074				
LAP	SECTOR 1	SECTOR 2		SECTOR 3		LAP TIME	MPH	DIFF	TIME OF DAY	
1 -	OUTLAP	110.3	47.850	124.7	44.522	119.4	2:18.822	76.99	8.767	09:02:46.663
2 -	41.345	<b>111.4</b>	46.680	125.4	43.040	120.0	2:11.065 (3)	81.54	1.010	09:04:57.728
3 -	<b>40.725</b>	111.1	<b>46.516</b>	<b>127.3</b>	42.814	<b>122.4</b>	<b>2:10.055 (1)</b>	<b>82.18</b>		<b>09:07:07.783</b>
4 -	40.968	96.4	47.156	127.0	<b>42.740</b>	120.9	2:10.864 (2)	81.67	0.809	09:09:18.647

P18 55		Harrison DESOY				Honda - Thorneycroft56 Racing				
IDEAL LAP TIME : 2:10.219		BEST LAP TIME : 2:10.219				DIFFERENCE : 0.000				
LAP	SECTOR 1	SECTOR 2		SECTOR 3		LAP TIME	MPH	DIFF	TIME OF DAY	
1 -	OUTLAP	83.9	51.580	113.9	46.517	116.3	2:30.400	71.06	20.181	09:02:47.785
2 -	43.782	96.8	48.264	121.1	45.332	<b>117.7</b>	2:17.378 (3)	77.80	7.159	09:05:05.163
3 -	41.286	106.6	47.117	120.9	43.437	<b>117.7</b>	2:11.840 (2)	81.06	1.621	09:07:17.003
4 -	<b>41.160</b>	<b>107.8</b>	<b>46.281</b>	<b>121.7</b>	<b>42.778</b>	117.1	<b>2:10.219 (1)</b>	<b>82.07</b>		<b>09:09:27.222</b>

P19 33		JJ CUNNINGHAM				Honda - Thorneycroft56 / JCRsupersport				
IDEAL LAP TIME : 2:09.955		BEST LAP TIME : 2:10.281				DIFFERENCE : 0.326				
LAP	SECTOR 1	SECTOR 2		SECTOR 3		LAP TIME	MPH	DIFF	TIME OF DAY	
1 -	OUTLAP	96.0	48.924	<b>122.6</b>	43.663	117.5	2:19.294	76.73	9.013	09:02:29.339
2 -	41.884	104.8	46.880	120.9	42.935	<b>119.6</b>	2:11.699 (3)	81.15	1.418	09:04:41.038
3 -	42.032	103.8	<b>46.622</b>	122.4	<b>42.562</b>	<b>119.6</b>	2:11.216 (2)	81.45	0.935	09:06:52.254
4 -	<b>40.771</b>	<b>108.9</b>	46.648	119.6	42.862	118.5	<b>2:10.281 (1)</b>	<b>82.03</b>		<b>09:09:02.535</b>

P20 79		Harley McCABE				Honda - MLav VisionTrack Academy				
IDEAL LAP TIME : 2:10.032		BEST LAP TIME : 2:10.380				DIFFERENCE : 0.348				
LAP	SECTOR 1	SECTOR 2		SECTOR 3		LAP TIME	MPH	DIFF	TIME OF DAY	
1 -	OUTLAP	94.2	48.699	124.9	45.271	116.7	2:22.558	74.97	12.178	09:02:28.194
2 -	42.112	106.3	46.927	125.4	43.619	119.1	2:12.658 (3)	80.56	2.278	09:04:40.852
3 -	41.832	105.6	<b>46.377</b>	<b>126.6</b>	42.759	<b>120.6</b>	2:10.968 (2)	81.60	0.588	09:06:51.820
4 -	<b>40.992</b>	<b>106.8</b>	46.725	124.2	<b>42.663</b>	119.6	<b>2:10.380 (1)</b>	<b>81.97</b>		<b>09:09:02.200</b>

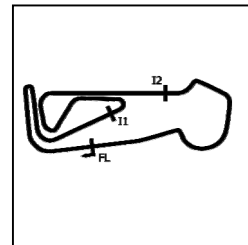
P21 41		Luca HOPKINS				Honda - Wilson Racing				
IDEAL LAP TIME : 2:11.244		BEST LAP TIME : 2:11.244				DIFFERENCE : 0.000				
LAP	SECTOR 1	SECTOR 2		SECTOR 3		LAP TIME	MPH	DIFF	TIME OF DAY	
1 -	OUTLAP	89.7	50.889	119.1	46.086	114.5	2:28.551	71.94	17.307	09:03:42.117
2 -	42.561	99.2	47.723	119.1	43.980	116.3	2:14.264 (2)	79.60	3.020	09:05:56.381
3 -	<b>41.417</b>	<b>107.0</b>	<b>46.610</b>	<b>120.0</b>	<b>43.217</b>	<b>116.7</b>	<b>2:11.244 (1)</b>	<b>81.43</b>		<b>09:08:07.625</b>

# MCRCB BULLETIN TK255

## 2021 Bennetts British Superbike Championship - Round 7

### 2021 Honda British Talent Cup

#### WARM UP - SECTOR ANALYSIS



SECTOR 1 = FL to I1, SECTOR 2 = I1 to I2, SECTOR 3 = I2 to FL, DIFF = Difference To Personal Best Lap, P = Crossed Finish Line in Pit Lane, D = Time Disallowed

P22 22		Anthony EAGLE		Honda - Microlise Cresswell Racing						
IDEAL LAP TIME : 2:11.448		BEST LAP TIME : 2:11.448		DIFFERENCE : 0.000						
LAP	SECTOR 1	SECTOR 2		SECTOR 3		LAP TIME	MPH	DIFF	TIME OF DAY	
1 -	OUTLAP	98.2	49.326	120.0	45.373	116.7	2:22.698	74.90	11.250	09:02:41.295
2 -	42.073	106.1	47.180	<b>122.2</b>	43.883	116.9	2:13.136 (2)	80.27	1.688	09:04:54.431
3 -	<b>41.439</b>	<b>106.5</b>	<b>46.629</b>	121.5	<b>43.380</b>	<b>118.7</b>	<b>2:11.448 (1)</b>	<b>81.31</b>		<b>09:07:05.879</b>
4 -	42.395	102.1	47.419	121.1	43.883	116.9	2:13.697 (3)	79.94	2.249	09:09:19.576

P23 61		Harrison MACKAY		Honda - True Heroes Racing / Super Soco						
IDEAL LAP TIME : 2:10.749		BEST LAP TIME : 2:11.615		DIFFERENCE : 0.866						
LAP	SECTOR 1	SECTOR 2		SECTOR 3		LAP TIME	MPH	DIFF	TIME OF DAY	
1 -	OUTLAP	100.0	49.273	122.0	44.856	119.4	2:22.008	75.26	10.393	09:02:40.279
2 -	41.946	101.8	46.854	<b>125.2</b>	43.540	120.6	2:12.340 (2)	80.76	0.725	09:04:52.619
3 -	<b>41.098</b>	99.7	46.732	124.0	45.080	<b>122.9</b>	2:12.910 (3)	80.41	1.295	09:07:05.529
4 -	41.964	<b>105.3</b>	<b>46.531</b>	123.1	<b>43.120</b>	120.4	<b>2:11.615 (1)</b>	<b>81.20</b>		<b>09:09:17.144</b>

P24 2		Rhys COATES		Honda - Ernie Coates Race Support / SP125 Racing						
IDEAL LAP TIME : 2:11.830		BEST LAP TIME : 2:12.109		DIFFERENCE : 0.279						
LAP	SECTOR 1	SECTOR 2		SECTOR 3		LAP TIME	MPH	DIFF	TIME OF DAY	
1 -	OUTLAP	98.3	49.155	120.2	45.689	<b>117.7</b>	2:22.470	75.01	10.361	09:02:34.209
2 -	42.077	106.0	47.740	120.2	43.989	115.5	2:13.806 (3)	79.87	1.697	09:04:48.015
3 -	<b>41.226</b>	<b>108.0</b>	47.036	120.6	<b>43.847</b>	115.9	<b>2:12.109 (1)</b>	<b>80.90</b>		<b>09:07:00.124</b>
4 -	41.740	<b>108.0</b>	<b>46.757</b>	<b>122.6</b>	44.299	114.1	2:12.796 (2)	80.48	0.687	09:09:12.920

P25 44		Lucas HILL		Honda - Ashcourt Racing						
IDEAL LAP TIME : 2:12.081		BEST LAP TIME : 2:12.779		DIFFERENCE : 0.698						
LAP	SECTOR 1	SECTOR 2		SECTOR 3		LAP TIME	MPH	DIFF	TIME OF DAY	
1 -	OUTLAP	103.8	52.098	106.1	46.525	114.9	2:27.948	72.24	15.169	09:02:33.681
2 -	41.971	<b>108.5</b>	46.910	121.7	43.978	<b>115.7</b>	2:12.859 (2)	80.44	0.080	09:04:46.540
3 -	41.649	108.4	<b>46.626</b>	<b>122.2</b>	44.705	<b>115.7</b>	2:12.980 (3)	80.37	0.201	09:06:59.520
4 -	<b>41.496</b>	108.0	47.324	120.6	<b>43.959</b>	115.5	<b>2:12.779 (1)</b>	<b>80.49</b>		<b>09:09:12.299</b>

P26 99		Peter WILLIS		Honda - WM Racing						
IDEAL LAP TIME : 2:12.925		BEST LAP TIME : 2:13.370		DIFFERENCE : 0.445						
LAP	SECTOR 1	SECTOR 2		SECTOR 3		LAP TIME	MPH	DIFF	TIME OF DAY	
1 -	OUTLAP	84.0	49.436	123.1	44.860	119.1	2:24.605	73.91	11.235	09:02:37.184
2 -	<b>41.735</b>	<b>105.5</b>	47.668	121.1	<b>43.967</b>	<b>121.1</b>	<b>2:13.370 (1)</b>	<b>80.13</b>		<b>09:04:50.554</b>
3 -	42.454	96.9	<b>47.223</b>	119.1	45.164	119.8	2:14.841 (2)	79.26	1.471	09:07:05.395
4 -	42.779	98.8	47.727	<b>124.2</b>	45.532	120.2	2:16.038 (3)	78.56	2.668	09:09:21.433

P27 51		Holly HARRIS		Honda - MJL Racing						
IDEAL LAP TIME : 2:14.651		BEST LAP TIME : 2:14.901		DIFFERENCE : 0.250						
LAP	SECTOR 1	SECTOR 2		SECTOR 3		LAP TIME	MPH	DIFF	TIME OF DAY	
1 -	OUTLAP	91.6	49.691	123.5	45.773	<b>119.8</b>	2:23.629	74.41	8.728	09:02:34.675
2 -	<b>42.568</b>	<b>101.9</b>	48.121	<b>124.7</b>	<b>44.650</b>	118.5	2:15.339 (2)	78.97	0.438	09:04:50.014
3 -	42.683	100.4	<b>47.433</b>	120.4	44.785	118.5	<b>2:14.901 (1)</b>	<b>79.22</b>		<b>09:07:04.915</b>
4 -	42.920	100.9	47.996	119.6	45.198	118.3	2:16.114 (3)	78.52	1.213	09:09:21.029

P28 40		Julian CORREA		Honda - Microlise Cresswell Racing						
IDEAL LAP TIME :		BEST LAP TIME :		DIFFERENCE :						
LAP	SECTOR 1	SECTOR 2		SECTOR 3		LAP TIME	MPH	DIFF	TIME OF DAY	
1 -	<b>OUTLAP</b>	78.3	57.794	71.7	<b>IN PIT</b>		4:49.119 P	36.96		09:05:01.129

**MCRCB BULLETIN TK256****2021 Bennetts British Superbike Championship - Round 7****2021 Honda British Talent Cup****WARM UP - BEST SECTORS**

SECTOR 1			SECTOR 2			SECTOR 3			IDEAL / BEST COMPARISON						
POS	NO	NAME	TIME	NO	NAME	TIME	NO	NAME	TIME	POS	NO	NAME	IDEAL	BEST	DIFF
													<b>PERFECT LAP</b>	<b>2:05.502</b>	
1	67	O'GORMAN	39.573	67	O'GORMAN	44.819	67	O'GORMAN	41.110	1	67	O'GORMAN	2:05.502	2:05.502	0.000
2	57	GARNESS	39.630	57	GARNESS	44.905	57	GARNESS	41.406	2	57	GARNESS	2:05.941	2:06.074	0.133
3	23	STEPHENSON	39.749	74	BROWN	44.994	74	BROWN	41.511	3	74	BROWN	2:06.421	2:06.457	0.036
4	52	BELFORD	39.899	23	STEPHENSON	45.304	52	BELFORD	41.710	4	52	BELFORD	2:06.959	2:07.341	0.382
5	74	BROWN	39.916	48	WALKER	45.339	5	JOHNSON	41.777	5	23	STEPHENSON	2:06.967	2:07.243	0.276
6	48	WALKER	40.014	52	BELFORD	45.350	23	STEPHENSON	41.914	6	48	WALKER	2:07.437	2:07.437	0.000
7	4	MOUNSEY	40.019	29	BROWN	45.480	48	WALKER	42.084	7	5	JOHNSON	2:07.619	2:07.708	0.089
8	15	CROSBY	40.099	15	CROSBY	45.534	4	MOUNSEY	42.169	8	4	MOUNSEY	2:07.773	2:07.782	0.009
9	5	JOHNSON	40.176	96	BANHAM	45.538	15	CROSBY	42.185	9	15	CROSBY	2:07.818	2:07.818	0.000
10	12	BANNISTER	40.297	34	COOK	45.558	29	BROWN	42.192	10	29	BROWN	2:08.048	2:08.275	0.227
11	29	BROWN	40.376	4	MOUNSEY	45.585	37	TINKER	42.240	11	37	TINKER	2:08.380	2:08.385	0.005
12	37	TINKER	40.476	37	TINKER	45.664	24	BUCHANAN	42.292	12	96	BANHAM	2:08.429	2:08.582	0.153
13	96	BANHAM	40.512	5	JOHNSON	45.666	12	BANNISTER	42.325	13	34	COOK	2:08.659	2:08.659	0.000
14	53	VEIJER	40.676	53	VEIJER	45.824	53	VEIJER	42.331	14	12	BANNISTER	2:08.745	2:09.233	0.488
15	65	ROWAN	40.725	24	BUCHANAN	45.895	34	COOK	42.364	15	53	VEIJER	2:08.831	2:08.831	0.000
16	34	COOK	40.737	12	BANNISTER	46.123	96	BANHAM	42.379	16	24	BUCHANAN	2:09.323	2:09.323	0.000
17	33	CUNNINGHAM	40.771	55	DESSOY	46.281	33	CUNNINGHAM	42.562	17	33	CUNNINGHAM	2:09.955	2:10.281	0.326
18	79	McCABE	40.992	79	McCABE	46.377	79	McCABE	42.663	18	65	ROWAN	2:09.981	2:10.055	0.074
19	61	MACKAY	41.098	65	ROWAN	46.516	65	ROWAN	42.740	19	79	McCABE	2:10.032	2:10.380	0.348
20	24	BUCHANAN	41.136	61	MACKAY	46.531	55	DESSOY	42.778	20	55	DESSOY	2:10.219	2:10.219	0.000
21	55	DESSOY	41.160	41	HOPKINS	46.610	61	MACKAY	43.120	21	61	MACKAY	2:10.749	2:11.615	0.866
22	2	COATES	41.226	33	CUNNINGHAM	46.622	41	HOPKINS	43.217	22	41	HOPKINS	2:11.244	2:11.244	0.000
23	41	HOPKINS	41.417	44	HILL	46.626	22	EAGLE	43.380	23	22	EAGLE	2:11.448	2:11.448	0.000
24	22	EAGLE	41.439	22	EAGLE	46.629	2	COATES	43.847	24	2	COATES	2:11.830	2:12.109	0.279
25	44	HILL	41.496	2	COATES	46.757	44	HILL	43.959	25	44	HILL	2:12.081	2:12.779	0.698
26	99	WILLIS	41.735	99	WILLIS	47.223	99	WILLIS	43.967	26	99	WILLIS	2:12.925	2:13.370	0.445
27	51	HARRIS	42.568	51	HARRIS	47.433	51	HARRIS	44.650	27	51	HARRIS	2:14.651	2:14.901	0.250
28				40	CORREA	50.404				28	40	CORREA			

Weather / Track : Bright / Dry

Snetterton 300

Circuit Length = 2.9689 miles

Start: 09:00 Flag 09:08 End: 09:10

Results can be found at [www.tsl-timing.com](http://www.tsl-timing.com)

Printed - 09:13 Sunday, 05 September 2021

**MCRCB BULLETIN TK257****2021 Bennetts British Superbike Championship - Round 7****2021 Honda British Talent Cup****WARM UP - BEST SPEEDS**

POS	INTERMEDIATE 1			INTERMEDIATE 2			FINISH LINE		
	NO	NAME	MPH	NO	NAME	MPH	NO	NAME	MPH
1	57	GARNESS	114.7	57	GARNESS	129.3	57	GARNESS	125.6
2	67	O'GORMAN	112.5	65	ROWAN	127.3	67	O'GORMAN	123.1
3	65	ROWAN	111.4	53	VEIJER	126.8	61	MACKAY	122.9
4	52	BELFORD	111.2	67	O'GORMAN	126.6	65	ROWAN	122.4
5	4	MOUNSEY	111.2	79	McCABE	126.6	53	VEIJER	122.0
6	23	STEPHENSON	110.0	61	MACKAY	125.2	34	COOK	121.1
7	48	WALKER	110.0	34	COOK	124.9	99	WILLIS	121.1
8	53	VEIJER	109.6	52	BELFORD	124.7	79	McCABE	120.6
9	74	BROWN	109.2	4	MOUNSEY	124.7	4	MOUNSEY	120.4
10	96	BANHAM	109.2	51	HARRIS	124.7	23	STEPHENSON	120.2
11	34	COOK	109.1	99	WILLIS	124.2	52	BELFORD	120.2
12	33	CUNNINGHAM	108.9	48	WALKER	123.8	51	HARRIS	119.8
13	15	CROSBY	108.7	29	BROWN	123.3	33	CUNNINGHAM	119.6
14	37	TINKER	108.5	96	BANHAM	123.1	96	BANHAM	119.4
15	44	HILL	108.5	37	TINKER	122.6	48	WALKER	119.1
16	29	BROWN	108.4	33	CUNNINGHAM	122.6	22	EAGLE	118.7
17	2	COATES	108.0	2	COATES	122.6	15	CROSBY	118.5
18	5	JOHNSON	107.8	74	BROWN	122.4	74	BROWN	117.7
19	55	DESSOY	107.8	23	STEPHENSON	122.4	55	DESSOY	117.7
20	41	HOPKINS	107.0	15	CROSBY	122.2	2	COATES	117.7
21	79	McCABE	106.8	22	EAGLE	122.2	29	BROWN	117.3
22	12	BANNISTER	106.5	44	HILL	122.2	5	JOHNSON	117.1
23	22	EAGLE	106.5	55	DESSOY	121.7	41	HOPKINS	116.7
24	24	BUCHANAN	105.5	12	BANNISTER	121.3	12	BANNISTER	116.5
25	99	WILLIS	105.5	5	JOHNSON	120.2	24	BUCHANAN	116.3
26	61	MACKAY	105.3	41	HOPKINS	120.0	37	TINKER	115.9
27	51	HARRIS	101.9	24	BUCHANAN	118.5	44	HILL	115.7
28	40	CORREA	96.6	40	CORREA	106.8			

Weather / Track : Bright / Dry

Results can be found at [www.tsl-timing.com](http://www.tsl-timing.com)Snetterton 300  
Circuit Length = 2.9689 miles  
Start: 09:00 Flag 09:08 End: 09:10

Printed - 09:13 Sunday, 05 September 2021

# MCRCB BULLETIN TK258

## 2021 Bennetts British Superbike Championship - Round 7

### 2021 Honda British Talent Cup

#### WARM UP - STATISTICS

**Competitors Started** 28  
**Planned Start** 2021-09-05 @ 09:00:00.000  
**Actual Start** 2021-09-05 @ 09:00:01.410  
**Finish Time** 2021-09-05 @ 09:08:01.410  
**Track Length** 2.9689mi.  
**Total Laps** 107  
**Total Distance Covered** 317.6735mi.

#### Session Fastest Lap History

NO	NAME	LAP TIME	TIME OF DAY	LAP	VEHICLE
5	Mason JOHNSON	<b>2:08.878</b>	09:04:27.873	2	Honda
74	Carter BROWN	<b>2:08.408</b>	09:04:31.339	2	Honda
57	Johnny GARNES	<b>2:08.002</b>	09:04:36.458	2	Honda
74	Carter BROWN	<b>2:06.457</b>	09:06:37.797	3	Honda
57	Johnny GARNES	<b>2:06.074</b>	09:06:42.531	3	Honda
67	Casey O'GORMAN	<b>2:05.502</b>	09:08:55.866	4	Honda

#### Flag History

TYPE	TIME OF DAY
GREEN	09:00:01.410
FINISH	09:08:01.410

#### Flag Statistics

TYPE	COUNT	TOTAL LAPS	TOTAL TIME
Green	1	4	10:52.216
Red	0	0	0.000
Safety Car	0	0	0.000
FCY	0	0	0.000

Weather / Track : Bright / Dry

Results can be found at [www.tsl-timing.com](http://www.tsl-timing.com)

Snetterton 300  
Circuit Length = 2.9689 miles  
Start: 09:00 Flag 09:08 End: 09:10

Printed - 09:13 Sunday, 05 September 2021

**MCRCB BULLETIN TK259**

**2021 Bennetts British Superbike Championship - Round 7**

**2021 Honda British Talent Cup**

**WARM UP - SESSION NOTES**

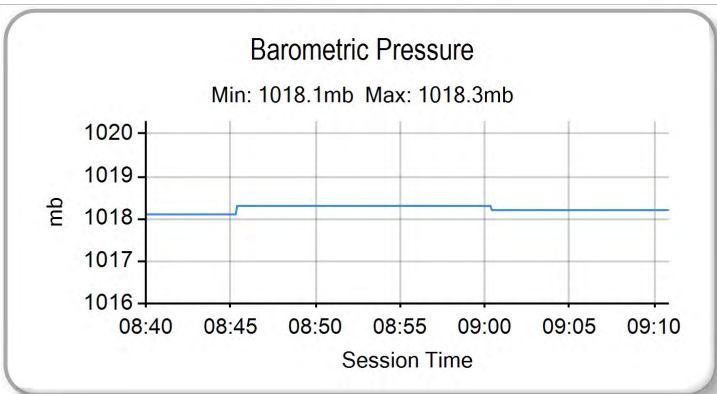
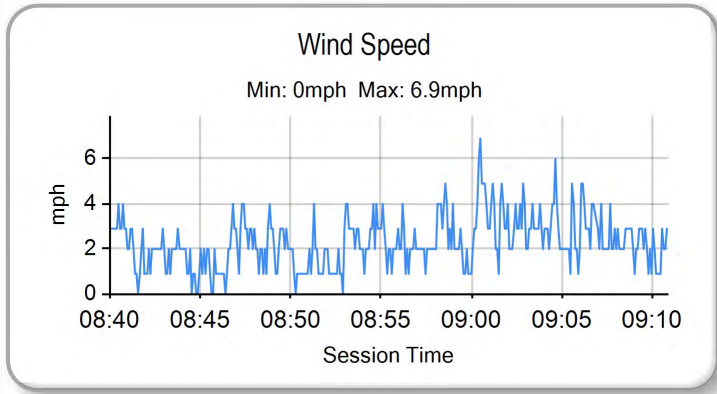
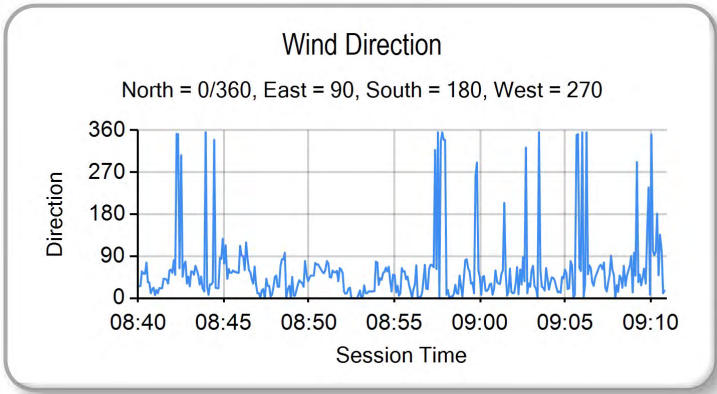
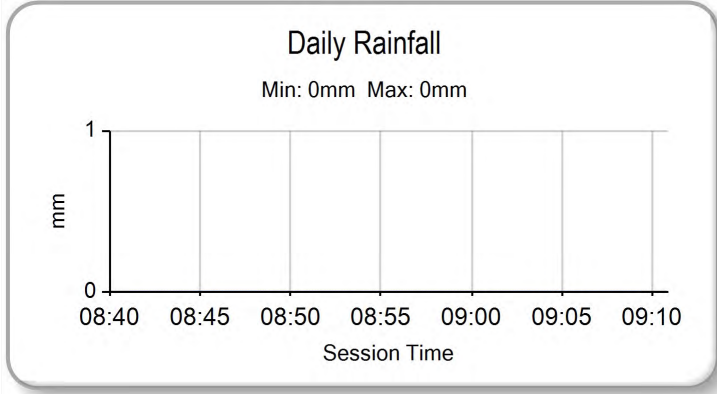
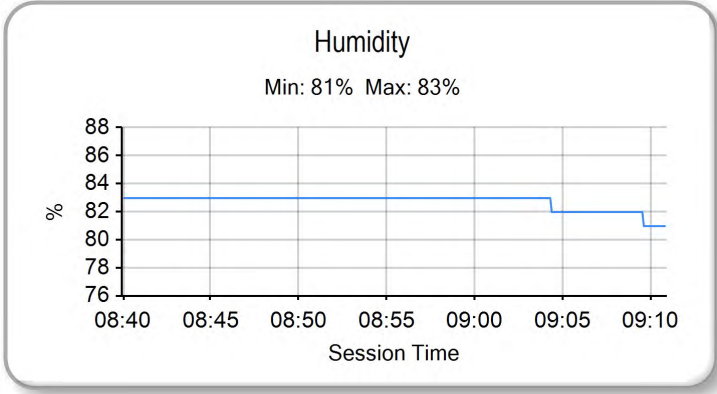
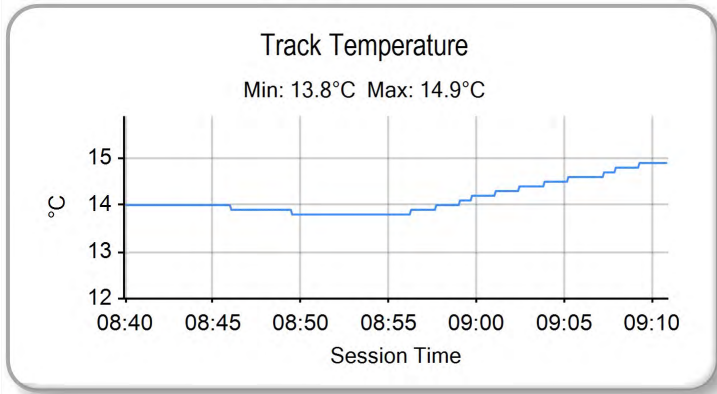
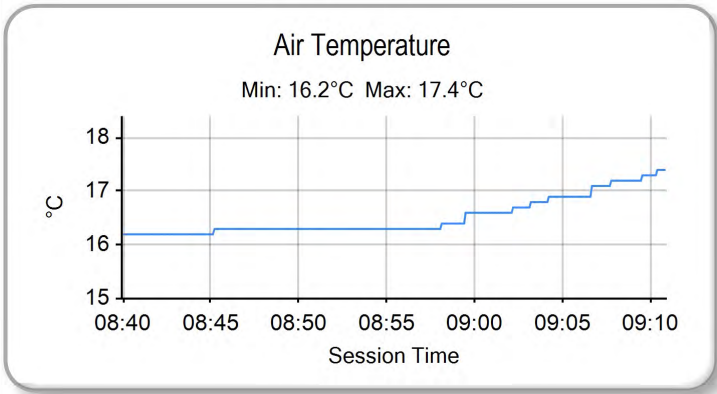
No notes recorded in this session

# MCRCB BULLETIN TK260

## 2021 Bennetts British Superbike Championship - Round 7

### 2021 Honda British Talent Cup

#### WARM UP - WEATHER CONDITIONS



Weather / Track : Bright / Dry

Results can be found at [www.tsl-timing.com](http://www.tsl-timing.com)

Snetterton 300  
Circuit Length = 2.9689 miles  
Start: 09:00 Flag 09:08 End: 09:10

Printed - 09:15 Sunday, 05 September 2021



RACE 2 - GRID (12 Laps) - FINAL

ROW 10	30	2:12.729	4 Sullivan MOUNSEY	29	2:11.408	51 Holly HARRIS	28	2:11.172	99 Peter WILLIS
ROW 9		2:10.006	27 44 Lucas HILL	26	2:09.201	22 Anthony EAGLE	25	2:09.197	66 Rossi DOBSON
ROW 8	24	2:09.135	2 Rhys COATES	23	2:08.721	79 Harley McCABE	22	2:08.709	61 Harrison MACKAY
ROW 7		2:08.138	21 96 Rossi BANHAM	20	2:07.327	12 Josh BANNISTER	19	2:07.244	65 Alexander ROWAN
ROW 6	18	2:07.218	40 Julian CORREA	17	2:06.977	29 Lucas BROWN	16	2:06.963	5 Mason JOHNSON
ROW 5		2:06.837	15 41 Luca HOPKINS	14	2:06.562	55 Harrison DESSOY	13	2:06.454	33 JJ CUNNINGHAM
ROW 4	12	2:06.375	7 Jamie LYONS	11	2:06.300	53 Kiyano VEIJER	10		24 Cormac BUCHANAN
ROW 3		2:06.289	9 37 Corey TINKER	8	2:05.912	34 James COOK	7	2:05.561	15 Harrison CROSBY
ROW 2	6	2:05.199	23 Rhys STEPHENSON	5	2:04.969	52 Evan BELFORD	4	2:04.852	48 Ollie WALKER
ROW 1		2:04.736	3 74 Carter BROWN	2	2:04.671	67 Casey O'GORMAN	1	2:04.449	57 Johnny GARNES
									<b>Pole</b>

Snetterton 300  
Circuit Length = 2.9689 miles

Chief Steward :	Steward :	Steward :
-----------------	-----------	-----------



## RACE 2 - CLASSIFICATION

POS	NO	NAME	NAT	ENTRY	LAPS	TIME	GAP	DIFF	MPH	BEST	ON
1	57	Johnny GARNESSE	GBR	Honda - City Lifting by RS Racing	12	25:13.593			84.73	2:05.034	9
2	67	Casey O'GORMAN	GBR	Honda - Microlise Cresswell Racing	12	25:13.877	0.284	0.284	84.72	2:05.199	6
3	52	Evan BELFORD	GBR	Honda - City Lifting by RS Racing	12	25:14.005	0.412	0.128	84.71	2:05.181	12
4	74	Carter BROWN	GBR	Honda - City Lifting by RS Racing	12	25:14.130	0.537	0.125	84.70	2:05.038	5
5	34	James COOK	GBR	Honda - Wilson Racing	12	25:14.147	0.554	0.017	84.70	2:05.015	12
6	15	Harrison CROSBY	GBR	Honda - Banks Racing	12	25:14.444	0.851	0.297	84.68	2:04.788	12
7	24	Cormac BUCHANAN	NZL	Honda - Microlise Cresswell Racing	12	25:24.468	10.875	10.024	84.13	2:06.130	4
8	48	Ollie WALKER	GBR	Honda - Moto Rapido / SP125 Racing	12	25:27.521	13.928	3.053	83.96	2:06.016	4
9	7	Jamie LYONS	GBR	Honda - C&M Motors Ltd / Tooltec Racing	12	25:27.646	14.053	0.125	83.95	2:06.056	5
10	37	Corey TINKER	GBR	Honda - CT Racing	12	25:29.610	16.017	1.964	83.84	2:06.029	11
11	79	Harley McCABE	GBR	Honda - MLav VisionTrack Academy	12	25:36.069	22.476	6.459	83.49	2:06.746	3
12	55	Harrison DESOY	GBR	Honda - Thorneycroft56 Racing	12	25:41.382	27.789	5.313	83.20	2:07.097	5
13	65	Alexander ROWAN	GBR	Honda - Victoria House Mortimer Racing	12	25:43.182	29.589	1.800	83.11	2:06.802	5
14	41	Luca HOPKINS	GBR	Honda - Wilson Racing	12	25:43.980	30.387	0.798	83.06	2:07.135	12
15	53	Kiyano VEIJER	NLD	Honda - Microlise Cresswell Racing	12	25:44.356	30.763	0.376	83.04	2:07.266	2
16	12	Josh BANNISTER	GBR	Honda - Dunsley Heat Racing	12	25:47.479	33.886	3.123	82.88	2:07.253	11
17	5	Mason JOHNSON	GBR	Honda - Johnson Racing	12	25:53.610	40.017	6.131	82.55	2:07.469	5
18	61	Harrison MACKAY	GBR	Honda - True Heroes Racing / Super Soco	12	26:03.558	49.965	9.948	82.02	2:08.567	5
19	96	Rossi BANHAM	GBR	Honda - MJL Racing	12	26:03.786	50.193	0.228	82.01	2:08.482	5
20	99	Peter WILLIS	GBR	Honda - WM Racing	12	26:14.002	1:00.409	10.216	81.48	2:09.097	11
21	2	Rhys COATES	GBR	Honda - Ernie Coates Race Support / SP125 Racing	12	26:14.031	1:00.438	0.029	81.48	2:09.477	5
22	66	Rossi DOBSON	GBR	Honda - WM Racing	12	26:15.009	1:01.416	0.978	81.43	2:09.491	12
23	22	Anthony EAGLE	UZB	Honda - Microlise Cresswell Racing	12	26:26.320	1:12.727	11.311	80.85	2:10.382	9
24	44	Lucas HILL	GBR	Honda - Ashcourt Racing	12	26:35.756	1:22.163	9.436	80.37	2:11.135	5
25	51	Holly HARRIS	GBR	Honda - MJL Racing	12	26:44.772	1:31.179	9.016	79.92	2:11.390	10

## NOT CLASSIFIED

DNF	23	Rhys STEPHENSON	GBR	Honda - Rocket Racing	4	8:33.882	8 Laps	8 Laps	83.19	2:06.366	2
DNF	33	JJ CUNNINGHAM	GBR	Honda - Thorneycroft56 / JCRsupersport	0						
DNF	29	Lucas BROWN	GBR	Honda - Amphibian Scaffolding / SP125 Racing	0						
DNF	40	Julian CORREA	USA	Honda - Microlise Cresswell Racing	0						
DNF	4	Sullivan MOUNSEY	GBR	Honda - iForce Lloyd & Jones	0						

## FASTEST LAP

15	Harrison CROSBY	GBR	Honda - Banks Racing	12	2:04.788	85.64 mph	137.84 kph
----	-----------------	-----	----------------------	----	----------	-----------	------------

Weather / Track : Bright / Dry

These results are provisional until the conclusion of any judicial and technical matters.

Snetterton 300: 2.9689 miles

Race Distance: 12 Laps / 35.62 miles

Start: 14:06 Flag 14:31 End: 14:33

Race Director : Stuart Higgs	Stewards :	Timekeeper : Richard Evans
------------------------------	------------	----------------------------

Results can be found at [www.britishsuperbike.com](http://www.britishsuperbike.com)

Printed - 14:35 Sunday, 05 September 2021



**MCRCB BULLETIN TK333**

**2021 Bennetts British Superbike Championship - Round 7**

**2021 Honda British Talent Cup**

**RACE 2 - LAP CHART**

LAP 1 @ 14:08:18.431		
NO	BEHIND	LAP TIME

57		2:12.081
67	0.286	2:12.367
74	0.612	2:12.693
52	0.650	2:12.731
15	0.994	2:13.075
34	1.051	2:13.132
23	1.336	2:13.417
24	1.837	2:13.918
48	2.055	2:14.136
7	2.416	2:14.497
37	2.510	2:14.591
53	3.234	2:15.315
55	3.598	2:15.679
79	3.785	2:15.866
41	4.630	2:16.711
61	6.824	2:18.905
12	6.887	2:18.968
2	7.312	2:19.393
96	7.429	2:19.510
65	7.566	2:19.647
66	8.900	2:20.981
99	10.335	2:22.416
5	11.235	2:23.316
44	12.880	2:24.961
22	14.330	2:26.411
51	16.164	2:28.245

LAP 2 @ 14:10:24.805		
NO	BEHIND	LAP TIME

57		2:06.374
67	0.172	2:06.260
52	0.418	2:06.142
74	0.699	2:06.461
34	0.755	2:06.078
15	1.185	2:06.565
23	1.328	2:06.366
24	2.549	2:07.086
48	3.321	2:07.640
7	3.397	2:07.355
37	3.475	2:07.339
53	4.126	2:07.266
79	4.375	2:06.964
55	4.682	2:07.458
41	6.981	2:08.725
12	9.142	2:08.629
65	9.718	2:08.526
61	10.845	2:10.395
96	11.120	2:10.065
2	11.635	2:10.697
66	13.019	2:10.493
5	13.923	2:09.062
99	14.478	2:10.517
22	18.782	2:10.826
44	19.114	2:12.608
51	22.986	2:13.196

LAP 3 @ 14:12:30.836		
NO	BEHIND	LAP TIME

57		2:06.031
67	0.134	2:05.993
74	0.396	2:05.728

52	0.492	2:06.105
15	0.698	2:05.544
34	0.897	2:06.173
23	2.832	2:07.535
24	2.863	2:06.345
7	3.807	2:06.441
48	4.129	2:06.839
37	4.366	2:06.922
79	5.090	2:06.746
53	5.834	2:07.739
55	6.347	2:07.696
41	9.290	2:08.340
65	11.633	2:07.946
12	11.910	2:08.799
96	14.836	2:09.747
61	14.961	2:10.147
2	15.581	2:09.977
5	15.711	2:07.819
66	17.895	2:10.907
99	18.288	2:09.841
22	23.786	2:11.035
44	24.716	2:11.633
51	30.286	2:13.331

LAP 4 @ 14:14:36.277		
NO	BEHIND	LAP TIME

57		2:05.441
67	0.314	2:05.621
52	0.417	2:05.366
74	1.042	2:06.087
34	1.281	2:05.825
15	1.299	2:06.042
24	3.552	2:06.130
23	3.955	2:06.564
7	4.443	2:06.077
48	4.704	2:06.016
37	5.631	2:06.706
79	6.728	2:07.079
53	8.145	2:07.752
55	8.488	2:07.582
41	12.332	2:08.483
65	13.245	2:07.053
12	14.078	2:07.609
5	18.644	2:08.374
96	19.175	2:09.780
61	19.440	2:09.920
2	20.323	2:10.183
66	22.620	2:10.166
99	22.677	2:09.830
22	29.327	2:10.982
44	30.619	2:11.344
51	37.798	2:12.953

LAP 5 @ 14:16:41.515		
NO	BEHIND	LAP TIME

57		2:05.238
67	0.477	2:05.401
52	0.529	2:05.350
74	0.842	2:05.038
15	1.195	2:05.134
34	1.596	2:05.553
24	4.456	2:06.142
7	5.261	2:06.056
48	5.670	2:06.204

37	7.054	2:06.661
79	8.456	2:06.966
55	10.347	2:07.097
53	11.110	2:08.203
65	14.809	2:06.802
41	15.541	2:08.447
12	16.570	2:07.730
5	20.875	2:07.469
96	22.419	2:08.482
61	22.769	2:08.567
2	24.562	2:09.477
66	28.428	2:11.046
99	28.766	2:11.327
22	35.292	2:11.203
44	36.516	2:11.135
51	45.806	2:13.246

LAP 6 @ 14:18:47.191		
NO	BEHIND	LAP TIME

67		2:05.199
57	0.139	2:05.815
52	0.408	2:05.555
74	0.572	2:05.406
15	0.852	2:05.333
34	1.358	2:05.438
24	5.238	2:06.458
7	6.271	2:06.686
48	6.440	2:06.446
37	8.430	2:07.052
79	10.307	2:07.527
55	12.342	2:07.671
53	13.498	2:08.064
65	16.210	2:07.077
41	17.165	2:07.300
12	19.023	2:08.129
5	23.266	2:08.067
96	25.628	2:08.885
61	26.004	2:08.911
2	29.911	2:11.025
66	33.665	2:10.913
99	33.982	2:10.892
22	40.544	2:10.928
44	42.920	2:12.080
51	52.608	2:12.478

LAP 7 @ 14:20:53.066		
NO	BEHIND	LAP TIME

52		2:05.467
67	0.028	2:05.903
57	0.206	2:05.942
74	0.320	2:05.623
15	0.849	2:05.872
34	0.973	2:05.490
24	5.711	2:06.348
48	7.110	2:06.545
7	7.462	2:07.066
37	9.988	2:07.433
79	11.681	2:07.249
55	14.864	2:08.397
53	17.149	2:09.526
65	18.408	2:08.073
41	18.906	2:07.616
12	21.497	2:08.349
5	25.767	2:08.376

96	29.487	2:09.734
61	29.653	2:09.524
2	35.072	2:11.036
66	38.554	2:10.764
99	38.885	2:10.778
22	45.874	2:11.205
44	48.802	2:11.757
51	59.646	2:12.913

LAP 8 @ 14:22:58.600		
NO	BEHIND	LAP TIME

67		2:05.506
57	0.064	2:05.392
52	0.411	2:05.945
74	0.646	2:05.860
34	0.770	2:05.331
15	1.131	2:05.816
24	6.528	2:06.351
48	8.318	2:06.742
7	8.662	2:06.734
37	11.536	2:07.082
79	13.827	2:07.680
55	16.981	2:07.651
53	20.500	2:08.885
65	21.379	2:08.505
41	21.979	2:08.607
12	24.042	2:08.079
5	28.409	2:08.176
61	33.860	2:09.741
96	34.127	2:10.174
2	40.669	2:11.131
66	43.343	2:10.323
99	43.461	2:10.110
22	50.808	2:10.468
44	55.480	2:12.212
51	1:06.082	2:11.970

LAP 9 @ 14:25:03.698		
NO	BEHIND	LAP TIME

57		2:05.034
67	0.311	2:05.409
52	0.711	2:05.398
74	0.769	2:05.221
34	0.846	2:05.174
15	1.204	2:05.171
24	7.989	2:06.559
48	9.812	2:06.592
7	10.315	2:06.751
37	13.364	2:06.926
79	16.037	2:07.308
55	19.508	2:07.625
53	23.587	2:08.185
41	24.459	2:07.578
65	24.674	2:08.393
12	26.623	2:07.679
5	31.145	2:07.834
61	38.004	2:09.242
96	38.394	2:09.365
2	46.246	2:10.675
66	48.279	2:10.034
99	48.517	2:10.154
22	56.092	2:10.382
44	1:02.545	2:12.163
51	1:12.506	2:11.522

LAP 10 @ 14:27:09.344		
NO	BEHIND	LAP TIME

67		2:05.335
57	0.127	2:05.773
52	0.636	2:05.571
74	0.712	2:05.589
34	0.891	2:05.691
15	1.601	2:06.043
24	8.822	2:06.479
48	11.140	2:06.974
7	11.246	2:06.577
37	13.937	2:06.219
79	17.840	2:07.449
55	21.640	2:07.778
53	25.764	2:07.823
65	26.284	2:07.256
41	26.581	2:07.768
12	28.354	2:07.377
5	33.307	2:07.808
61	41.620	2:09.262
96	41.943	2:09.195
2	50.776	2:10.176
66	52.453	2:09.820
99	52.526	2:09.655
22	1:01.241	2:10.795
44	1:08.558	2:11.659
51	1:18.250	2:11.390

LAP 11 @ 14:29:14.725		
NO	BEHIND	LAP TIME

67		2:05.381
57	0.063	2:05.317
52	0.449	2:05.194
74	0.694	2:05.363
34	0.757	2:05.247
15	1.281	2:05.061
24	9.708	2:06.267
48	12.332	2:06.573
7	12.485	2:06.620
37	14.585	2:06.029
79	19.737	2:07.278
55	23.677	2:07.418
65	27.709	2:06.806
53	28.076	2:07.693
41	28.470	2:07.270
12	30.226	2:07.253
5	36.464	2:08.538
61	45.794	2:09.555
96	45.890	2:09.328
2	55.817	2:10.422
99	56.242	2:09.097
66	57.143	2:10.071
22	1:07.160	2:11.300
44	1:14.962	2:11.785
51	1:24.554	2:11.685

LAP 12 @ 14:31:19.943		
NO	BEHIND	LAP TIME

57		2:05.155
67	0.284	2:05.502
52	0.412	2:05.181
74	0.537	2:05.061
34	0.554	2:05.015

Snetterton 300

Circuit Length = 2.9689 miles

# MCRCB BULLETIN TK333

## 2021 Bennetts British Superbike Championship - Round 7

### 2021 Honda British Talent Cup

#### RACE 2 - LAP CHART

15	0.851	2:04.788
24	10.875	2:06.385
48	13.928	2:06.814
7	14.053	2:06.786
37	16.017	2:06.650
79	22.476	2:07.957
55	27.789	2:09.330
65	29.589	2:07.098
41	30.387	2:07.135
53	30.763	2:07.905
12	33.886	2:08.878
5	40.017	2:08.771
61	49.965	2:09.389
96	50.193	2:09.521
99	1:00.409	2:09.385
2	1:00.438	2:09.839
66	1:01.416	2:09.491
22	1:12.727	2:10.785
44	1:22.163	2:12.419
51	1:31.179	2:11.843

# MCRCB BULLETIN TK334

## 2021 Bennetts British Superbike Championship - Round 7

### 2021 Honda British Talent Cup

### RACE 2 - POSITION CHART

No	Name	Lap												
		Pos	1	2	3	4	5	6	7	8	9	10	11	12
57	GARNESS	1	57	57	57	57	57	67	52	67	57	67	67	57
67	O'GORMAN	2	67	67	67	67	67	57	67	57	67	57	57	67
74	BROWN	3	74	52	74	52	52	52	57	52	52	52	52	52
48	WALKER	4	52	74	52	74	74	74	74	74	74	74	74	74
52	BELFORD	5	15	34	15	34	15	15	15	34	34	34	34	34
23	STEPHENSON	6	34	15	34	15	34	34	34	15	15	15	15	15
15	CROSBY	7	23	23	23	24	24	24	24	24	24	24	24	24
34	COOK	8	24	24	24	23	7	7	48	48	48	48	48	48
37	TINKER	9	48	48	7	7	48	48	7	7	7	7	7	7
24	BUCHANAN	10	7	7	48	48	37	37	37	37	37	37	37	37
53	VEIJER	11	37	37	37	37	79	79	79	79	79	79	79	79
7	LYONS	12	53	53	79	79	55	55	55	55	55	55	55	55
33	CUNNINGHAM	13	55	79	53	53	53	53	53	53	53	53	65	65
55	DESSOY	14	79	55	55	55	65	65	65	65	41	65	53	41
41	HOPKINS	15	41	41	41	41	41	41	41	41	65	41	41	53
5	JOHNSON	16	61	12	65	65	12	12	12	12	12	12	12	12
29	BROWN	17	12	65	12	12	5	5	5	5	5	5	5	5
40	CORREA	18	2	61	96	5	96	96	96	61	61	61	61	61
65	ROWAN	19	96	96	61	96	61	61	61	96	96	96	96	96
12	BANNISTER	20	65	2	2	61	2	2	2	2	2	2	2	99
96	BANHAM	21	66	66	5	2	66	66	66	66	66	66	99	2
61	MACKAY	22	99	5	66	66	99	99	99	99	99	99	66	66
79	McCABE	23	5	99	99	99	22	22	22	22	22	22	22	22
2	COATES	24	44	22	22	22	44	44	44	44	44	44	44	44
66	DOBSON	25	22	44	44	44	51	51	51	51	51	51	51	51
22	EAGLE	26	51	51	51	51								
44	HILL	27												
99	WILLIS	28												
51	HARRIS	29												
4	MOUNSEY	30												

Weather / Track : Bright / Dry

Results can be found at [www.tsl-timing.com](http://www.tsl-timing.com)

Snetterton 300  
 Circuit Length = 2.9689 miles  
 Start: 14:06 Flag 14:31 End: 14:33

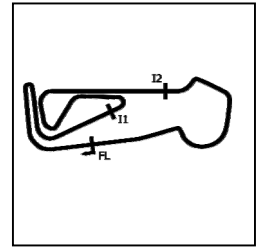
Printed - 14:36 Sunday, 05 September 2021

# MCRCB BULLETIN TK335

## 2021 Bennetts British Superbike Championship - Round 7

### 2021 Honda British Talent Cup

### RACE 2 - SECTOR ANALYSIS



SECTOR 1 = FL to I1, SECTOR 2 = I1 to I2, SECTOR 3 = I2 to FL, DIFF = Difference To Personal Best Lap, P = Crossed Finish Line in Pit Lane, D = Time Disallowed

P1 57		Johnny GARNESS					Honda - City Lifting by RS Racing				
IDEAL LAP TIME : 2:04.731		BEST LAP TIME : 2:05.034					DIFFERENCE : 0.303				
LAP	SECTOR 1	SECTOR 2		SECTOR 3		LAP TIME	MPH	DIFF	TIME OF DAY		
1 -		112.4	45.222	125.6	41.562	123.3	2:12.081	80.92	7.047	14:08:18.431	
2 -	39.894	113.1	45.070	126.3	41.410	122.2	2:06.374	84.57	1.340	14:10:24.805	
3 -	39.698	112.4	44.905	126.1	41.428	122.2	2:06.031	84.80	0.997	14:12:30.836	
4 -	39.634	113.3	44.577	125.9	41.230	122.9	2:05.441	85.20	0.407	14:14:36.277	
5 -	39.424	112.2	44.576	125.9	41.238	123.1	2:05.238 (3)	85.34	0.204	14:16:41.515	
6 -	<b>39.352</b>	<b>114.1</b>	44.756	125.9	41.707	118.3	2:05.815	84.95	0.781	14:18:47.330	
7 -	39.739	105.3	44.759	122.9	41.444	123.8	2:05.942	84.86	0.908	14:20:53.272	
8 -	39.458	112.9	44.952	121.5	40.982	123.5	2:05.392	85.23	0.358	14:22:58.664	
9 -	39.474	112.4	44.561	<b>128.3</b>	40.999	122.6	<b>2:05.034 (1)</b>	<b>85.48</b>		<b>14:25:03.698</b>	
10 -	39.924	110.5	44.791	120.6	41.058	120.2	2:05.773	84.97	0.739	14:27:09.471	
11 -	39.615	110.0	44.744	121.3	<b>40.958</b>	<b>125.2</b>	2:05.317	85.28	0.283	14:29:14.788	
12 -	39.438	112.9	<b>44.421</b>	125.9	41.296	122.4	2:05.155 (2)	85.39	0.121	14:31:19.943	

P2 67		Casey O'GORMAN					Honda - Microlise Cresswell Racing				
IDEAL LAP TIME : 2:04.638		BEST LAP TIME : 2:05.199					DIFFERENCE : 0.561				
LAP	SECTOR 1	SECTOR 2		SECTOR 3		LAP TIME	MPH	DIFF	TIME OF DAY		
1 -		112.0	45.396	124.0	41.549	121.5	2:12.367	80.74	7.168	14:08:18.717	
2 -	39.741	111.6	45.099	125.9	41.420	<b>122.0</b>	2:06.260	84.65	1.061	14:10:24.977	
3 -	39.706	112.0	44.867	126.3	41.420	121.5	2:05.993	84.83	0.794	14:12:30.970	
4 -	39.654	112.5	44.557	126.6	41.410	120.6	2:05.621	85.08	0.422	14:14:36.591	
5 -	39.505	<b>113.5</b>	44.623	124.2	41.273	120.2	2:05.401	85.23	0.202	14:16:41.992	
6 -	<b>39.104</b>	112.7	44.714	124.9	41.381	118.1	<b>2:05.199 (1)</b>	<b>85.36</b>		<b>14:18:47.191</b>	
7 -	39.698	110.9	44.785	121.7	41.420	120.0	2:05.903	84.89	0.704	14:20:53.094	
8 -	39.594	110.9	44.848	122.2	41.064	119.6	2:05.506	85.15	0.307	14:22:58.600	
9 -	39.651	112.7	44.516	<b>126.8</b>	41.242	120.9	2:05.409	85.22	0.210	14:25:04.009	
10 -	39.476	111.2	44.798	122.0	<b>41.061</b>	119.4	2:05.335 (2)	85.27	0.136	14:27:09.344	
11 -	39.669	110.7	44.631	121.7	41.081	118.9	2:05.381 (3)	85.24	0.182	14:29:14.725	
12 -	39.579	112.9	<b>44.473</b>	123.1	41.450	118.1	2:05.502	85.16	0.303	14:31:20.227	

P3 52		Evan BELFORD					Honda - City Lifting by RS Racing				
IDEAL LAP TIME : 2:04.846		BEST LAP TIME : 2:05.181					DIFFERENCE : 0.335				
LAP	SECTOR 1	SECTOR 2		SECTOR 3		LAP TIME	MPH	DIFF	TIME OF DAY		
1 -		111.8	45.301	122.4	41.769	121.7	2:12.731	80.52	7.550	14:08:19.081	
2 -	39.812	111.1	44.975	125.6	41.355	120.9	2:06.142	84.73	0.961	14:10:25.223	
3 -	39.719	108.9	44.772	122.0	41.614	121.7	2:06.105	84.75	0.924	14:12:31.328	
4 -	39.487	<b>112.5</b>	<b>44.446</b>	128.3	41.433	<b>122.0</b>	2:05.366	85.25	0.185	14:14:36.694	
5 -	39.337	111.1	44.652	123.5	41.361	121.5	2:05.350 (3)	85.26	0.169	14:16:42.044	
6 -	39.522	111.8	44.561	124.5	41.472	120.0	2:05.555	85.12	0.374	14:18:47.599	
7 -	39.425	111.1	44.653	125.4	41.389	118.1	2:05.467	85.18	0.286	14:20:53.066	
8 -	39.741	110.7	45.050	124.0	<b>41.154</b>	120.6	2:05.945	84.86	0.764	14:22:59.011	
9 -	39.526	110.7	44.567	<b>128.8</b>	41.305	119.4	2:05.398	85.23	0.217	14:25:04.409	
10 -	<b>39.246</b>	110.5	44.983	127.3	41.342	120.0	2:05.571	85.11	0.390	14:27:09.980	
11 -	39.407	111.2	44.584	125.4	41.203	120.4	2:05.194 (2)	85.37	0.013	14:29:15.174	
12 -	39.290	111.6	44.506	124.5	41.385	119.6	<b>2:05.181 (1)</b>	<b>85.38</b>		<b>14:31:20.355</b>	

Weather / Track : Bright / Dry

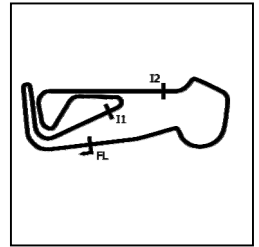
Snetterton 300  
Circuit Length = 2.9689 miles  
Start: 14:06 Flag 14:31 End: 14:33

# MCRCB BULLETIN TK335

## 2021 Bennetts British Superbike Championship - Round 7

### 2021 Honda British Talent Cup

## RACE 2 - SECTOR ANALYSIS



SECTOR 1 = FL to I1, SECTOR 2 = I1 to I2, SECTOR 3 = I2 to FL, DIFF = Difference To Personal Best Lap, P = Crossed Finish Line in Pit Lane, D = Time Disallowed

P4 74		Carter BROWN					Honda - City Lifting by RS Racing				
IDEAL LAP TIME : 2:04.184		BEST LAP TIME : 2:05.038					DIFFERENCE : 0.854				
LAP	SECTOR 1	SECTOR 2		SECTOR 3		LAP TIME	MPH	DIFF	TIME OF DAY		
1 -		110.5	45.153	124.9	41.780	119.4	2:12.693	80.54	7.655	14:08:19.043	
2 -	39.940	<b>111.4</b>	44.916	<b>127.5</b>	41.605	<b>120.0</b>	2:06.461	84.51	1.423	14:10:25.504	
3 -	39.314	107.8	44.820	124.7	41.594	119.1	2:05.728	85.00	0.690	14:12:31.232	
4 -	39.722	110.7	44.571	123.8	41.794	117.5	2:06.087	84.76	1.049	14:14:37.319	
5 -	39.182	107.8	<b>44.372</b>	124.9	41.484	119.4	<b>2:05.038 (1)</b>	<b>85.47</b>		<b>14:16:42.357</b>	
6 -	39.376	109.1	44.548	124.9	41.482	117.7	2:05.406	85.22	0.368	14:18:47.763	
7 -	39.393	111.2	44.714	126.1	41.516	118.5	2:05.623	85.08	0.585	14:20:53.386	
8 -	39.562	110.1	45.130	124.7	41.168	119.6	2:05.860	84.92	0.822	14:22:59.246	
9 -	<b>39.104</b>	110.3	44.734	125.6	41.383	117.1	2:05.221 (3)	85.35	0.183	14:25:04.467	
10 -	39.314	109.4	44.868	124.5	41.407	117.1	2:05.589	85.10	0.551	14:27:10.056	
11 -	39.472	109.2	45.183	123.1	<b>40.708</b>	<b>120.0</b>	2:05.363	85.25	0.325	14:29:15.419	
12 -	39.169	109.4	44.430	125.6	41.462	117.9	2:05.061 (2)	85.46	0.023	14:31:20.480	

P5 34		James COOK					Honda - Wilson Racing				
IDEAL LAP TIME : 2:04.779		BEST LAP TIME : 2:05.015					DIFFERENCE : 0.236				
LAP	SECTOR 1	SECTOR 2		SECTOR 3		LAP TIME	MPH	DIFF	TIME OF DAY		
1 -		103.2	45.277	124.7	41.774	120.0	2:13.132	80.28	8.117	14:08:19.482	
2 -	39.589	107.2	44.957	124.5	41.532	119.1	2:06.078	84.77	1.063	14:10:25.560	
3 -	39.864	108.5	44.550	125.6	41.759	119.6	2:06.173	84.70	1.158	14:12:31.733	
4 -	39.573	109.1	44.479	125.2	41.773	119.8	2:05.825	84.94	0.810	14:14:37.558	
5 -	39.796	109.6	44.533	122.4	41.224	119.4	2:05.553	85.12	0.538	14:16:43.111	
6 -	39.338	110.0	44.678	122.2	41.422	118.1	2:05.438	85.20	0.423	14:18:48.549	
7 -	39.567	108.2	44.714	122.4	<b>41.209</b>	120.4	2:05.490	85.17	0.475	14:20:54.039	
8 -	<b>39.114</b>	109.4	44.993	122.9	41.224	<b>120.6</b>	2:05.331	85.27	0.316	14:22:59.370	
9 -	39.363	<b>111.6</b>	<b>44.456</b>	<b>128.3</b>	41.355	120.4	2:05.174 (2)	85.38	0.159	14:25:04.544	
10 -	39.636	109.8	44.561	127.8	41.494	119.8	2:05.691	85.03	0.676	14:27:10.235	
11 -	39.535	108.4	44.458	124.2	41.254	120.4	2:05.247 (3)	85.33	0.232	14:29:15.482	
12 -	39.289	108.9	44.465	125.4	41.261	119.8	<b>2:05.015 (1)</b>	<b>85.49</b>		<b>14:31:20.497</b>	

P6 15		Harrison CROSBY					Honda - Banks Racing				
IDEAL LAP TIME : 2:04.782		BEST LAP TIME : 2:04.788					DIFFERENCE : 0.006				
LAP	SECTOR 1	SECTOR 2		SECTOR 3		LAP TIME	MPH	DIFF	TIME OF DAY		
1 -		108.9	45.270	125.6	41.949	119.1	2:13.075	80.31	8.287	14:08:19.425	
2 -	39.986	109.6	44.967	124.2	41.612	118.7	2:06.565	84.44	1.777	14:10:25.990	
3 -	39.359	108.7	44.468	125.9	41.717	<b>119.6</b>	2:05.544	85.13	0.756	14:12:31.534	
4 -	39.557	<b>110.1</b>	44.461	124.7	42.024	118.5	2:06.042	84.79	1.254	14:14:37.576	
5 -	39.333	107.8	44.484	122.6	41.317	118.7	2:05.134 (3)	85.41	0.346	14:16:42.710	
6 -	39.295	110.0	44.648	122.9	41.390	117.7	2:05.333	85.27	0.545	14:18:48.043	
7 -	39.384	107.0	44.867	123.3	41.621	118.1	2:05.872	84.91	1.084	14:20:53.915	
8 -	39.535	106.6	44.743	125.6	41.538	118.9	2:05.816	84.95	1.028	14:22:59.731	
9 -	39.299	109.1	44.403	<b>126.8</b>	41.469	119.1	2:05.171	85.38	0.383	14:25:04.902	
10 -	39.839	109.2	44.554	123.5	41.650	117.9	2:06.043	84.79	1.255	14:27:10.945	
11 -	39.414	108.7	<b>44.365</b>	122.9	41.282	117.9	2:05.061 (2)	85.46	0.273	14:29:16.006	
12 -	<b>39.289</b>	108.0	44.371	124.5	<b>41.128</b>	119.4	<b>2:04.788 (1)</b>	<b>85.64</b>		<b>14:31:20.794</b>	

Weather / Track : Bright / Dry

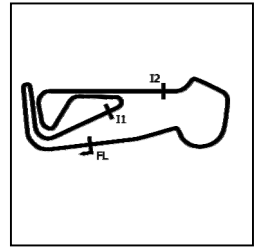
Snetterton 300  
Circuit Length = 2.9689 miles  
Start: 14:06 Flag 14:31 End: 14:33

# MCRCB BULLETIN TK335

## 2021 Bennetts British Superbike Championship - Round 7

### 2021 Honda British Talent Cup

### RACE 2 - SECTOR ANALYSIS



SECTOR 1 = FL to I1, SECTOR 2 = I1 to I2, SECTOR 3 = I2 to FL, DIFF = Difference To Personal Best Lap, P = Crossed Finish Line in Pit Lane, D = Time Disallowed

P7 24		Cormac BUCHANAN					Honda - Microlise Cresswell Racing			
IDEAL LAP TIME : 2:05.930		BEST LAP TIME : 2:06.130			DIFFERENCE : 0.200					
LAP	SECTOR 1	SECTOR 2		SECTOR 3		LAP TIME	MPH	DIFF	TIME OF DAY	
1 -		107.3	45.832	<b>125.2</b>	41.733	117.7	2:13.918	79.81	7.788	14:08:20.268
2 -	39.976	107.2	45.628	123.1	41.482	117.3	2:07.086	84.10	0.956	14:10:27.354
3 -	39.869	106.5	45.076	120.4	41.400	<b>118.3</b>	2:06.345	84.59	0.215	14:12:33.699
4 -	39.981	107.3	<b>44.904</b>	118.7	<b>41.245</b>	115.9	<b>2:06.130 (1)</b>	<b>84.73</b>		<b>14:14:39.829</b>
5 -	<b>39.781</b>	<b>107.7</b>	45.080	118.1	41.281	116.1	2:06.142 (2)	84.73	0.012	14:16:45.971
6 -	39.782	107.5	45.141	117.9	41.535	115.9	2:06.458	84.51	0.328	14:18:52.429
7 -	39.931	107.2	45.107	117.1	41.310	115.3	2:06.348	84.59	0.218	14:20:58.777
8 -	39.943	107.3	45.108	118.1	41.300	114.7	2:06.351	84.59	0.221	14:23:05.128
9 -	39.866	107.0	45.184	118.1	41.509	115.3	2:06.559	84.45	0.429	14:25:11.687
10 -	39.904	107.3	45.188	117.9	41.387	115.9	2:06.479	84.50	0.349	14:27:18.166
11 -	39.900	107.0	44.980	117.9	41.387	115.3	2:06.267 (3)	84.64	0.137	14:29:24.433
12 -	39.894	106.8	44.990	118.3	41.501	114.5	2:06.385	84.56	0.255	14:31:30.818

P8 48		Ollie WALKER					Honda - Moto Rapido / SP125 Racing			
IDEAL LAP TIME : 2:05.938		BEST LAP TIME : 2:06.016			DIFFERENCE : 0.078					
LAP	SECTOR 1	SECTOR 2		SECTOR 3		LAP TIME	MPH	DIFF	TIME OF DAY	
1 -		100.7	46.090	125.2	42.065	<b>120.6</b>	2:14.136	79.68	8.120	14:08:20.486
2 -	39.799	107.3	45.447	123.1	42.394	118.7	2:07.640	83.73	1.624	14:10:28.126
3 -	40.090	110.7	44.980	125.4	41.769	119.4	2:06.839	84.26	0.823	14:12:34.965
4 -	<b>39.445</b>	<b>111.4</b>	44.916	<b>125.9</b>	41.655	119.1	<b>2:06.016 (1)</b>	<b>84.81</b>		<b>14:14:40.981</b>
5 -	39.592	107.8	45.006	123.3	41.606	118.5	2:06.204 (2)	84.68	0.188	14:16:47.185
6 -	39.729	109.1	45.135	123.1	<b>41.582</b>	120.0	2:06.446 (3)	84.52	0.430	14:18:53.631
7 -	39.671	110.0	45.038	121.1	41.836	117.9	2:06.545	84.46	0.529	14:21:00.176
8 -	39.873	108.9	45.084	121.7	41.785	118.1	2:06.742	84.32	0.726	14:23:06.918
9 -	39.686	108.7	45.044	122.4	41.862	118.1	2:06.592	84.42	0.576	14:25:13.510
10 -	39.887	109.6	45.146	121.3	41.941	118.5	2:06.974	84.17	0.958	14:27:20.484
11 -	39.715	109.6	44.949	120.9	41.909	117.3	2:06.573	84.44	0.557	14:29:27.057
12 -	40.024	109.2	<b>44.911</b>	122.2	41.879	117.3	2:06.814	84.28	0.798	14:31:33.871

P9 7		Jamie LYONS					Honda - C&M Motors Ltd / Tooltec Racing			
IDEAL LAP TIME : 2:05.714		BEST LAP TIME : 2:06.056			DIFFERENCE : 0.342					
LAP	SECTOR 1	SECTOR 2		SECTOR 3		LAP TIME	MPH	DIFF	TIME OF DAY	
1 -		107.7	45.496	<b>127.3</b>	42.227	<b>118.3</b>	2:14.497	79.46	8.441	14:08:20.847
2 -	<b>39.664</b>	109.6	45.551	124.7	42.140	117.5	2:07.355	83.92	1.299	14:10:28.202
3 -	39.921	109.1	45.005	120.4	41.515	117.1	2:06.441 (3)	84.53	0.385	14:12:34.643
4 -	39.724	<b>110.0</b>	<b>44.722</b>	124.2	41.631	115.7	2:06.077 (2)	84.77	0.021	14:14:40.720
5 -	<b>39.664</b>	109.2	45.064	119.8	<b>41.328</b>	115.9	<b>2:06.056 (1)</b>	<b>84.78</b>		<b>14:16:46.776</b>
6 -	39.798	108.0	45.173	118.3	41.715	115.3	2:06.686	84.36	0.630	14:18:53.462
7 -	40.373	109.2	44.995	120.9	41.698	117.1	2:07.066	84.11	1.010	14:21:00.528
8 -	39.932	108.2	44.950	121.7	41.852	116.7	2:06.734	84.33	0.678	14:23:07.262
9 -	39.737	109.1	45.024	122.0	41.990	116.1	2:06.751	84.32	0.695	14:25:14.013
10 -	39.925	109.2	44.976	121.3	41.676	116.3	2:06.577	84.43	0.521	14:27:20.590
11 -	39.689	109.6	44.986	121.7	41.945	115.1	2:06.620	84.41	0.564	14:29:27.210
12 -	40.009	109.8	44.939	118.3	41.838	113.3	2:06.786	84.30	0.730	14:31:33.996

Weather / Track : Bright / Dry

Snetterton 300  
Circuit Length = 2.9689 miles  
Start: 14:06 Flag 14:31 End: 14:33

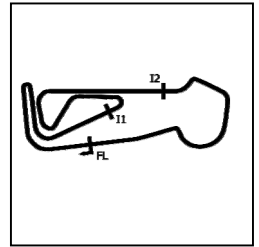


MCRCB BULLETIN TK335

2021 Bennetts British Superbike Championship - Round 7

2021 Honda British Talent Cup

RACE 2 - SECTOR ANALYSIS



SECTOR 1 = FL to I1, SECTOR 2 = I1 to I2, SECTOR 3 = I2 to FL, DIFF = Difference To Personal Best Lap, P = Crossed Finish Line in Pit Lane, D = Time Disallowed

P10 37		Corey TINKER					Honda - CT Racing			
IDEAL LAP TIME : 2:05.946		BEST LAP TIME : 2:06.029					DIFFERENCE : 0.083			
LAP	SECTOR 1	SECTOR 2		SECTOR 3		LAP TIME	MPH	DIFF	TIME OF DAY	
1 -		105.8	45.861	<b>125.4</b>	42.157	<b>121.1</b>	2:14.591	79.41	8.562	14:08:20.941
2 -	39.877	105.6	45.455	124.0	42.007	120.0	2:07.339	83.93	1.310	14:10:28.280
3 -	40.181	107.3	45.142	121.5	41.599	119.4	2:06.922	84.20	0.893	14:12:35.202
4 -	39.831	108.2	45.007	121.1	41.868	116.1	2:06.706	84.35	0.677	14:14:41.908
5 -	<b>39.579</b>	108.0	45.381	119.6	41.701	116.3	2:06.661	84.38	0.632	14:16:48.569
6 -	39.765	108.7	45.376	118.7	41.911	115.1	2:07.052	84.12	1.023	14:18:55.621
7 -	39.986	108.4	45.401	118.3	42.046	116.1	2:07.433	83.87	1.404	14:21:03.054
8 -	40.027	107.8	45.244	118.9	41.811	115.3	2:07.082	84.10	1.053	14:23:10.136
9 -	39.916	107.8	45.238	119.1	41.772	115.5	2:06.926	84.20	0.897	14:25:17.062
10 -	39.719	<b>109.1</b>	45.047	118.7	<b>41.453</b>	116.1	2:06.219 (2)	84.67	0.190	14:27:23.281
<b>11 -</b>	39.592	107.7	<b>44.914</b>	119.1	41.523	115.9	<b>2:06.029 (1)</b>	<b>84.80</b>		<b>14:29:29.310</b>
12 -	39.739	107.7	45.155	118.1	41.756	114.9	2:06.650 (3)	84.39	0.621	14:31:35.960

P11 79		Harley McCABE					Honda - MLav VisionTrack Academy			
IDEAL LAP TIME : 2:06.714		BEST LAP TIME : 2:06.746					DIFFERENCE : 0.032			
LAP	SECTOR 1	SECTOR 2		SECTOR 3		LAP TIME	MPH	DIFF	TIME OF DAY	
1 -		<b>110.3</b>	45.539	124.5	42.251	122.2	2:15.866	78.66	9.120	14:08:22.216
2 -	39.870	106.3	45.344	<b>127.0</b>	41.750	<b>122.4</b>	2:06.964 (2)	84.18	0.218	14:10:29.180
<b>3 -</b>	<b>39.709</b>	105.1	45.316	124.7	41.721	120.4	<b>2:06.746 (1)</b>	<b>84.32</b>		<b>14:12:35.926</b>
4 -	39.934	109.6	<b>45.297</b>	123.5	41.848	118.7	2:07.079	84.10	0.333	14:14:43.005
5 -	39.878	109.2	45.380	122.4	<b>41.708</b>	119.1	2:06.966 (3)	84.18	0.220	14:16:49.971
6 -	39.987	108.0	45.620	121.5	41.920	118.3	2:07.527	83.81	0.781	14:18:57.498
7 -	39.975	108.2	45.503	122.4	41.771	118.5	2:07.249	83.99	0.503	14:21:04.747
8 -	40.098	108.5	45.550	122.2	42.032	118.3	2:07.680	83.70	0.934	14:23:12.427
9 -	40.062	107.2	45.409	123.5	41.837	117.7	2:07.308	83.95	0.562	14:25:19.735
10 -	40.177	108.4	45.359	123.1	41.913	118.3	2:07.449	83.86	0.703	14:27:27.184
11 -	39.984	109.2	45.329	122.2	41.965	117.9	2:07.278	83.97	0.532	14:29:34.462
12 -	40.347	<b>110.3</b>	45.365	122.0	42.245	117.9	2:07.957	83.52	1.211	14:31:42.419

P12 55		Harrison DESSOY					Honda - Thorneycroft56 Racing			
IDEAL LAP TIME : 2:07.080		BEST LAP TIME : 2:07.097					DIFFERENCE : 0.017			
LAP	SECTOR 1	SECTOR 2		SECTOR 3		LAP TIME	MPH	DIFF	TIME OF DAY	
1 -		107.3	46.400	122.0	42.146	118.7	2:15.679	78.77	8.582	14:08:22.029
2 -	40.183	108.7	45.380	121.1	41.895	<b>119.8</b>	2:07.458 (3)	83.85	0.361	14:10:29.487
3 -	39.947	108.2	45.491	<b>124.2</b>	42.258	118.1	2:07.696	83.69	0.599	14:12:37.183
4 -	<b>39.899</b>	<b>110.7</b>	45.327	122.2	42.356	118.1	2:07.582	83.77	0.485	14:14:44.765
<b>5 -</b>	39.913	109.4	<b>45.319</b>	119.8	41.865	117.1	<b>2:07.097 (1)</b>	<b>84.09</b>		<b>14:16:51.862</b>
6 -	40.131	108.4	45.678	118.5	<b>41.862</b>	116.9	2:07.671	83.71	0.574	14:18:59.533
7 -	40.335	108.4	45.887	118.5	42.175	116.9	2:08.397	83.24	1.300	14:21:07.930
8 -	40.217	108.4	45.438	120.0	41.996	116.3	2:07.651	83.72	0.554	14:23:15.581
9 -	40.295	108.2	45.414	120.2	41.916	116.3	2:07.625	83.74	0.528	14:25:23.206
10 -	40.169	108.7	45.532	118.7	42.077	117.7	2:07.778	83.64	0.681	14:27:30.984
11 -	40.081	107.7	45.456	119.1	41.881	116.1	2:07.418 (2)	83.88	0.321	14:29:38.402
12 -	40.582	107.3	45.894	119.8	42.854	115.5	2:09.330	82.64	2.233	14:31:47.732

Weather / Track : Bright / Dry

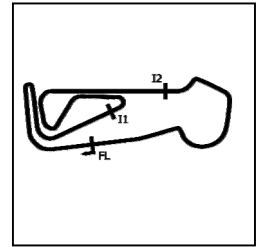
Snetterton 300  
Circuit Length = 2.9689 miles  
Start: 14:06 Flag 14:31 End: 14:33

# MCRCB BULLETIN TK335

## 2021 Bennetts British Superbike Championship - Round 7

### 2021 Honda British Talent Cup

### RACE 2 - SECTOR ANALYSIS



SECTOR 1 = FL to I1, SECTOR 2 = I1 to I2, SECTOR 3 = I2 to FL, DIFF = Difference To Personal Best Lap, P = Crossed Finish Line in Pit Lane, D = Time Disallowed

P13 65		Alexander ROWAN					Honda - Victoria House Mortimer Racing			
IDEAL LAP TIME : 2:06.422		BEST LAP TIME : 2:06.802			DIFFERENCE : 0.380					
LAP	SECTOR 1	SECTOR 2	SECTOR 3	LAP TIME	MPH	DIFF	TIME OF DAY			
1 -		110.5	45.970	<b>126.8</b>	43.289	<b>123.3</b>	2:19.647	76.53	12.845	14:08:25.997
2 -	40.585	108.2	46.099	125.6	41.842	121.7	2:08.526	83.15	1.724	14:10:34.523
3 -	40.004	102.9	45.786	126.3	42.156	119.4	2:07.946	83.53	1.144	14:12:42.469
4 -	39.898	<b>112.5</b>	45.214	123.8	41.941	120.0	2:07.053 (3)	84.12	0.251	14:14:49.522
5 -	<b>39.604</b>	105.8	45.567	123.5	<b>41.631</b>	118.9	<b>2:06.802 (1)</b>	<b>84.28</b>		<b>14:16:56.324</b>
6 -	39.763	111.1	45.493	122.4	41.821	118.9	2:07.077	84.10	0.275	14:19:03.401
7 -	40.388	110.9	45.573	122.2	42.112	118.9	2:08.073	83.45	1.271	14:21:11.474
8 -	40.562	111.8	45.802	123.8	42.141	118.7	2:08.505	83.17	1.703	14:23:19.979
9 -	41.050	110.7	45.529	125.9	41.814	121.3	2:08.393	83.24	1.591	14:25:28.372
10 -	39.783	111.6	45.528	124.2	41.945	119.6	2:07.256	83.98	0.454	14:27:35.628
11 -	39.707	107.2	<b>45.187</b>	126.1	41.912	118.5	2:06.806 (2)	84.28	0.004	14:29:42.434
12 -	39.898	111.2	45.549	123.8	41.651	118.9	2:07.098	84.09	0.296	14:31:49.532

P14 41		Luca HOPKINS					Honda - Wilson Racing			
IDEAL LAP TIME : 2:06.913		BEST LAP TIME : 2:07.135			DIFFERENCE : 0.222					
LAP	SECTOR 1	SECTOR 2	SECTOR 3	LAP TIME	MPH	DIFF	TIME OF DAY			
1 -		104.6	46.179	122.2	42.035	<b>119.8</b>	2:16.711	78.17	9.576	14:08:23.061
2 -	40.155	<b>108.9</b>	46.152	121.3	42.418	118.9	2:08.725	83.03	1.590	14:10:31.786
3 -	40.229	106.5	45.883	120.2	42.228	118.3	2:08.340	83.27	1.205	14:12:40.126
4 -	40.217	107.3	45.793	120.2	42.473	117.3	2:08.483	83.18	1.348	14:14:48.609
5 -	40.138	101.8	46.138	120.0	42.171	118.1	2:08.447	83.21	1.312	14:16:57.056
6 -	39.879	107.7	45.657	121.3	<b>41.764</b>	118.1	2:07.300 (3)	83.95	0.165	14:19:04.356
7 -	40.042	108.0	45.436	121.3	42.138	117.5	2:07.616	83.75	0.481	14:21:11.972
8 -	40.335	108.2	45.606	<b>124.9</b>	42.666	117.3	2:08.607	83.10	1.472	14:23:20.579
9 -	39.971	108.0	45.540	122.0	42.067	117.3	2:07.578	83.77	0.443	14:25:28.157
10 -	40.285	107.7	45.621	122.6	41.862	116.9	2:07.768	83.65	0.633	14:27:35.925
11 -	39.817	107.8	<b>45.412</b>	123.3	42.041	119.4	2:07.270 (2)	83.97	0.135	14:29:43.195
12 -	<b>39.737</b>	107.3	45.564	122.9	41.834	117.3	<b>2:07.135 (1)</b>	<b>84.06</b>		<b>14:31:50.330</b>

P15 53		Kiyano VEIJER					Honda - Microlise Cresswell Racing			
IDEAL LAP TIME : 2:06.946		BEST LAP TIME : 2:07.266			DIFFERENCE : 0.320					
LAP	SECTOR 1	SECTOR 2	SECTOR 3	LAP TIME	MPH	DIFF	TIME OF DAY			
1 -		106.3	46.082	126.6	42.230	122.4	2:15.315	78.98	8.049	14:08:21.665
2 -	39.858	107.3	45.380	126.6	42.028	<b>122.6</b>	<b>2:07.266 (1)</b>	<b>83.98</b>		<b>14:10:28.931</b>
3 -	40.214	107.8	45.464	126.6	42.061	121.3	2:07.739 (3)	83.67	0.473	14:12:36.670
4 -	39.910	<b>111.1</b>	45.522	124.5	42.320	121.1	2:07.752	83.66	0.486	14:14:44.422
5 -	40.134	110.0	45.656	120.2	42.413	120.9	2:08.203	83.36	0.937	14:16:52.625
6 -	39.959	110.9	45.725	124.0	42.380	120.6	2:08.064	83.45	0.798	14:19:00.689
7 -	40.203	<b>111.1</b>	45.801	122.9	43.522	119.1	2:09.526	82.51	2.260	14:21:10.215
8 -	40.505	109.4	45.607	122.9	42.773	118.7	2:08.885	82.92	1.619	14:23:19.100
9 -	40.271	110.1	45.563	123.3	42.351	119.4	2:08.185	83.38	0.919	14:25:27.285
10 -	40.233	109.8	<b>45.317</b>	122.6	42.273	120.0	2:07.823	83.61	0.557	14:27:35.108
11 -	40.005	110.7	45.391	122.9	42.297	120.6	2:07.693 (2)	83.70	0.427	14:29:42.801
12 -	<b>39.648</b>	110.7	46.276	<b>126.8</b>	<b>41.981</b>	120.4	2:07.905	83.56	0.639	14:31:50.706

Weather / Track : Bright / Dry

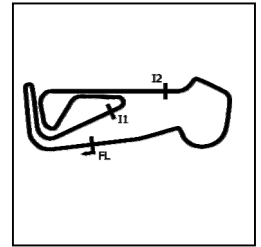
Snetterton 300  
Circuit Length = 2.9689 miles  
Start: 14:06 Flag 14:31 End: 14:33

# MCRCB BULLETIN TK335

## 2021 Bennetts British Superbike Championship - Round 7

### 2021 Honda British Talent Cup

## RACE 2 - SECTOR ANALYSIS



SECTOR 1 = FL to I1, SECTOR 2 = I1 to I2, SECTOR 3 = I2 to FL, DIFF = Difference To Personal Best Lap, P = Crossed Finish Line in Pit Lane, D = Time Disallowed

P16 12		Josh BANNISTER					Honda - Dunsley Heat Racing			
IDEAL LAP TIME : 2:06.868		BEST LAP TIME : 2:07.253					DIFFERENCE : 0.385			
LAP	SECTOR 1	SECTOR 2		SECTOR 3		LAP TIME	MPH	DIFF	TIME OF DAY	
1 -		<b>108.4</b>	46.120	<b>123.5</b>	43.138	115.5	2:18.968	76.90	11.715	14:08:25.318
2 -	40.558	105.6	45.864	117.5	42.207	115.5	2:08.629	83.09	1.376	14:10:33.947
3 -	40.260	104.5	46.067	117.3	42.472	<b>116.3</b>	2:08.799	82.98	1.546	14:12:42.746
4 -	39.950	105.1	45.522	118.7	42.137	115.1	2:07.609 (3)	83.75	0.356	14:14:50.355
5 -	39.975	105.3	45.640	117.7	42.115	114.3	2:07.730	83.67	0.477	14:16:58.085
6 -	40.203	106.0	45.947	117.1	41.979	113.7	2:08.129	83.41	0.876	14:19:06.214
7 -	40.088	106.1	45.973	117.3	42.288	112.7	2:08.349	83.27	1.096	14:21:14.563
8 -	40.324	105.8	45.744	117.1	42.011	113.7	2:08.079	83.44	0.826	14:23:22.642
9 -	40.047	105.6	45.678	119.6	<b>41.954</b>	114.1	2:07.679	83.71	0.426	14:25:30.321
10 -	39.997	108.0	<b>45.275</b>	118.1	42.105	115.3	2:07.377 (2)	83.90	0.124	14:27:37.698
<b>11 -</b>	<b>39.639</b>	106.5	45.609	117.9	42.005	113.7	<b>2:07.253 (1)</b>	<b>83.99</b>		<b>14:29:44.951</b>
12 -	40.345	106.1	45.721	118.1	42.812	112.4	2:08.878	82.93	1.625	14:31:53.829

P17 5		Mason JOHNSON					Honda - Johnson Racing			
IDEAL LAP TIME : 2:07.233		BEST LAP TIME : 2:07.469					DIFFERENCE : 0.236			
LAP	SECTOR 1	SECTOR 2		SECTOR 3		LAP TIME	MPH	DIFF	TIME OF DAY	
1 -		108.2	47.098	118.9	42.132	116.9	2:23.316	74.57	15.847	14:08:29.666
2 -	40.220	107.8	46.142	<b>119.6</b>	42.700	116.9	2:09.062	82.81	1.593	14:10:38.728
3 -	40.091	108.2	45.860	118.1	<b>41.868</b>	<b>118.5</b>	2:07.819 (3)	83.61	0.350	14:12:46.547
4 -	40.507	<b>110.0</b>	45.639	117.9	42.228	114.7	2:08.374	83.25	0.905	14:14:54.921
<b>5 -</b>	<b>39.993</b>	107.0	<b>45.372</b>	116.9	42.104	114.1	<b>2:07.469 (1)</b>	<b>83.84</b>		<b>14:17:02.390</b>
6 -	40.093	107.3	45.910	117.1	42.064	114.9	2:08.067	83.45	0.598	14:19:10.457
7 -	40.452	106.6	45.671	117.1	42.253	113.5	2:08.376	83.25	0.907	14:21:18.833
8 -	40.334	107.3	45.572	117.5	42.270	113.5	2:08.176	83.38	0.707	14:23:27.009
9 -	40.247	106.3	45.475	118.5	42.112	113.3	2:07.834	83.60	0.365	14:25:34.843
10 -	40.363	107.8	45.395	118.1	42.050	113.7	2:07.808 (2)	83.62	0.339	14:27:42.651
11 -	40.399	107.2	45.760	116.7	42.379	112.7	2:08.538	83.15	1.069	14:29:51.189
12 -	40.613	106.1	45.820	117.5	42.338	113.5	2:08.771	83.00	1.302	14:31:59.960

P18 61		Harrison MACKAY					Honda - True Heroes Racing / Super Soco			
IDEAL LAP TIME : 2:08.487		BEST LAP TIME : 2:08.567					DIFFERENCE : 0.080			
LAP	SECTOR 1	SECTOR 2		SECTOR 3		LAP TIME	MPH	DIFF	TIME OF DAY	
1 -		102.2	46.818	<b>123.5</b>	43.328	120.6	2:18.905	76.94	10.338	14:08:25.255
2 -	41.071	105.5	46.350	122.2	42.974	120.2	2:10.395	81.96	1.828	14:10:35.650
3 -	40.470	107.3	46.362	118.7	43.315	<b>120.9</b>	2:10.147	82.12	1.580	14:12:45.797
4 -	41.082	106.3	45.786	122.4	43.052	120.0	2:09.920	82.26	1.353	14:14:55.717
<b>5 -</b>	<b>40.306</b>	104.2	45.745	121.7	42.516	120.0	<b>2:08.567 (1)</b>	<b>83.13</b>		<b>14:17:04.284</b>
6 -	40.344	107.8	45.944	121.5	42.623	120.2	2:08.911 (2)	82.91	0.344	14:19:13.195
7 -	40.455	107.7	45.803	122.6	43.266	120.2	2:09.524	82.51	0.957	14:21:22.719
8 -	41.078	105.5	45.822	121.7	42.841	118.3	2:09.741	82.38	1.174	14:23:32.460
9 -	40.598	108.4	45.975	122.6	42.669	118.9	2:09.242 (3)	82.69	0.675	14:25:41.702
10 -	40.776	<b>108.7</b>	<b>45.734</b>	121.1	42.752	118.5	2:09.262	82.68	0.695	14:27:50.964
11 -	40.517	105.1	45.950	119.8	43.088	118.1	2:09.555	82.49	0.988	14:30:00.519
12 -	40.480	106.5	46.462	119.4	<b>42.447</b>	117.9	2:09.389	82.60	0.822	14:32:09.908

Weather / Track : Bright / Dry

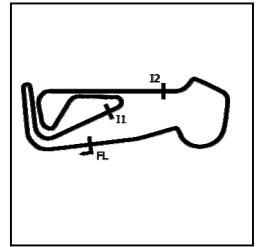
Snetterton 300  
Circuit Length = 2.9689 miles  
Start: 14:06 Flag 14:31 End: 14:33

# MCRCB BULLETIN TK335

## 2021 Bennetts British Superbike Championship - Round 7

### 2021 Honda British Talent Cup

## RACE 2 - SECTOR ANALYSIS



SECTOR 1 = FL to I1, SECTOR 2 = I1 to I2, SECTOR 3 = I2 to FL, DIFF = Difference To Personal Best Lap, P = Crossed Finish Line in Pit Lane, D = Time Disallowed

P19 96		Rossi BANHAM					Honda - MJL Racing			
IDEAL LAP TIME : 2:08.282		BEST LAP TIME : 2:08.482					DIFFERENCE : 0.200			
LAP	SECTOR 1	SECTOR 2		SECTOR 3		LAP TIME	MPH	DIFF	TIME OF DAY	
1 -		109.1	46.466	122.2	43.525	<b>119.6</b>	2:19.510	76.61	11.028	14:08:25.860
2 -	40.872	108.4	46.072	120.0	43.121	118.5	2:10.065	82.17	1.583	14:10:35.925
3 -	40.484	108.4	46.152	118.9	43.111	116.5	2:09.747	82.37	1.265	14:12:45.672
4 -	40.975	107.7	45.932	120.2	42.873	116.7	2:09.780	82.35	1.298	14:14:55.452
5 -	40.340	108.5	<b>45.441</b>	118.7	42.701	116.1	<b>2:08.482 (1)</b>	<b>83.18</b>		<b>14:17:03.934</b>
6 -	<b>40.238</b>	108.0	45.795	118.5	42.852	116.1	2:08.885 (2)	82.92	0.403	14:19:12.819
7 -	40.496	107.0	45.911	118.9	43.327	115.1	2:09.734	82.38	1.252	14:21:22.553
8 -	41.064	107.7	46.116	119.1	42.994	117.5	2:10.174	82.10	1.692	14:23:32.727
9 -	40.624	108.2	45.984	<b>122.6</b>	42.757	116.1	2:09.365	82.61	0.883	14:25:42.092
10 -	40.792	<b>109.2</b>	45.637	121.5	42.766	117.5	2:09.195 (3)	82.72	0.713	14:27:51.287
11 -	40.533	106.3	45.811	121.3	42.984	117.3	2:09.328	82.64	0.846	14:30:00.615
12 -	40.558	108.5	46.360	118.1	<b>42.603</b>	118.1	2:09.521	82.52	1.039	14:32:10.136

P20 99		Peter WILLIS					Honda - WM Racing			
IDEAL LAP TIME : 2:08.790		BEST LAP TIME : 2:09.097					DIFFERENCE : 0.307			
LAP	SECTOR 1	SECTOR 2		SECTOR 3		LAP TIME	MPH	DIFF	TIME OF DAY	
1 -		102.1	47.519	122.0	43.470	120.0	2:22.416	75.04	13.319	14:08:28.766
2 -	40.701	106.6	46.735	119.6	43.081	120.6	2:10.517	81.89	1.420	14:10:39.283
3 -	40.539	107.5	46.549	122.6	42.753	120.4	2:09.841	82.31	0.744	14:12:49.124
4 -	40.758	101.5	<b>45.975</b>	<b>123.5</b>	43.097	<b>122.0</b>	2:09.830	82.32	0.733	14:14:58.954
5 -	40.760	107.3	47.017	113.5	43.550	116.1	2:11.327	81.38	2.230	14:17:10.281
6 -	40.964	103.8	46.770	121.5	43.158	118.7	2:10.892	81.65	1.795	14:19:21.173
7 -	40.940	101.5	46.670	121.5	43.168	118.5	2:10.778	81.72	1.681	14:21:31.951
8 -	40.640	104.5	46.296	116.3	43.174	115.5	2:10.110	82.14	1.013	14:23:42.061
9 -	40.960	104.5	46.377	123.1	42.817	119.6	2:10.154	82.11	1.057	14:25:52.215
10 -	40.834	106.0	46.374	122.0	42.447	120.2	2:09.655 (3)	82.43	0.558	14:28:01.870
11 -	40.420	<b>108.5</b>	46.247	120.6	<b>42.430</b>	118.3	<b>2:09.097 (1)</b>	<b>82.79</b>		<b>14:30:10.967</b>
12 -	<b>40.385</b>	101.8	46.335	123.1	42.665	119.4	2:09.385 (2)	82.60	0.288	14:32:20.352

P21 2		Rhys COATES					Honda - Ernie Coates Race Support / SP125 Racing			
IDEAL LAP TIME : 2:09.127		BEST LAP TIME : 2:09.477					DIFFERENCE : 0.350			
LAP	SECTOR 1	SECTOR 2		SECTOR 3		LAP TIME	MPH	DIFF	TIME OF DAY	
1 -		103.4	46.723	<b>122.0</b>	43.670	117.5	2:19.393	76.67	9.916	14:08:25.743
2 -	41.235	105.5	46.622	120.6	42.840	<b>117.7</b>	2:10.697	81.77	1.220	14:10:36.440
3 -	40.442	104.6	<b>46.143</b>	119.8	43.392	116.1	2:09.977 (3)	82.23	0.500	14:12:46.417
4 -	41.115	<b>107.7</b>	46.205	119.8	42.863	116.3	2:10.183	82.10	0.706	14:14:56.600
5 -	<b>40.313</b>	106.0	46.257	118.1	42.907	114.5	<b>2:09.477 (1)</b>	<b>82.54</b>		<b>14:17:06.077</b>
6 -	40.773	106.8	46.691	116.7	43.561	114.1	2:11.025	81.57	1.548	14:19:17.102
7 -	41.104	105.8	46.469	116.7	43.463	113.3	2:11.036	81.56	1.559	14:21:28.138
8 -	41.075	106.3	46.596	116.9	43.460	113.1	2:11.131	81.50	1.654	14:23:39.269
9 -	40.964	106.5	46.509	117.7	43.202	113.5	2:10.675	81.79	1.198	14:25:49.944
10 -	40.990	107.0	46.320	116.7	42.866	113.7	2:10.176	82.10	0.699	14:28:00.120
11 -	40.856	105.0	46.419	116.1	43.147	113.5	2:10.422	81.94	0.945	14:30:10.542
12 -	40.674	106.1	46.494	117.3	<b>42.671</b>	115.1	2:09.839 (2)	82.31	0.362	14:32:20.381

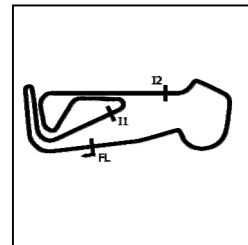
Weather / Track : Bright / Dry

Snetterton 300  
Circuit Length = 2.9689 miles  
Start: 14:06 Flag 14:31 End: 14:33

## 2021 Bennetts British Superbike Championship - Round 7

## 2021 Honda British Talent Cup

## RACE 2 - SECTOR ANALYSIS



SECTOR 1 = FL to I1, SECTOR 2 = I1 to I2, SECTOR 3 = I2 to FL, DIFF = Difference To Personal Best Lap, P = Crossed Finish Line in Pit Lane, D = Time Disallowed

P22 66		Rossi DOBSON					Honda - WM Racing			
IDEAL LAP TIME : 2:09.407		BEST LAP TIME : 2:09.491			DIFFERENCE : 0.084					
LAP	SECTOR 1	SECTOR 2		SECTOR 3		LAP TIME	MPH	DIFF	TIME OF DAY	
1 -		105.3	46.958	121.5	43.318	118.9	2:20.981	75.81	11.490	14:08:27.331
2 -	40.827	105.5	46.618	<b>122.2</b>	43.048	<b>119.1</b>	2:10.493	81.90	1.002	14:10:37.824
3 -	40.885	104.5	46.857	121.3	43.165	118.5	2:10.907	81.64	1.416	14:12:48.731
4 -	40.900	108.9	<b>46.053</b>	121.5	43.213	117.7	2:10.166	82.11	0.675	14:14:58.897
5 -	41.167	108.0	46.648	118.5	43.231	117.5	2:11.046	81.55	1.555	14:17:09.943
6 -	41.023	107.2	46.607	120.4	43.283	117.7	2:10.913	81.64	1.422	14:19:20.856
7 -	41.038	107.7	46.512	120.0	43.214	117.5	2:10.764	81.73	1.273	14:21:31.620
8 -	40.821	108.4	46.289	120.4	43.213	117.1	2:10.323	82.01	0.832	14:23:41.943
9 -	40.730	108.0	46.328	121.3	42.976	118.1	2:10.034 (3)	82.19	0.543	14:25:51.977
10 -	40.706	<b>109.1</b>	46.147	120.9	42.967	117.7	2:09.820 (2)	82.33	0.329	14:28:01.797
11 -	40.883	108.4	46.315	121.7	<b>42.873</b>	117.9	2:10.071	82.17	0.580	14:30:11.868
12 -	<b>40.481</b>	108.2	46.086	<b>122.2</b>	42.924	116.3	<b>2:09.491 (1)</b>	<b>82.53</b>		<b>14:32:21.359</b>

P23 22		Anthony EAGLE					Honda - Microlise Cresswell Racing			
IDEAL LAP TIME : 2:10.183		BEST LAP TIME : 2:10.382			DIFFERENCE : 0.199					
LAP	SECTOR 1	SECTOR 2		SECTOR 3		LAP TIME	MPH	DIFF	TIME OF DAY	
1 -		105.3	46.953	116.3	43.288	115.3	2:26.411	73.00	16.029	14:08:32.761
2 -	40.918	105.6	46.519	116.5	43.389	<b>115.5</b>	2:10.826	81.69	0.444	14:10:43.587
3 -	41.155	103.5	46.658	116.3	43.222	115.1	2:11.035	81.56	0.653	14:12:54.622
4 -	41.203	105.0	46.582	115.9	43.197	114.1	2:10.982	81.59	0.600	14:15:05.604
5 -	41.019	104.6	46.689	115.3	43.495	113.3	2:11.203	81.46	0.821	14:17:16.807
6 -	40.990	105.0	46.815	115.1	43.123	113.9	2:10.928	81.63	0.546	14:19:27.735
7 -	<b>40.883</b>	105.1	47.189	115.1	43.133	113.9	2:11.205	81.46	0.823	14:21:38.940
8 -	40.960	106.0	46.583	115.7	<b>42.925</b>	113.9	2:10.468 (2)	81.92	0.086	14:23:49.408
9 -	41.041	105.8	<b>46.375</b>	<b>117.5</b>	42.966	114.3	<b>2:10.382 (1)</b>	<b>81.97</b>		<b>14:25:59.790</b>
10 -	40.914	<b>106.1</b>	46.803	115.9	43.078	113.9	2:10.795	81.71	0.413	14:28:10.585
11 -	41.098	105.3	46.992	114.3	43.210	112.5	2:11.300	81.40	0.918	14:30:21.885
12 -	40.967	105.3	46.875	116.7	42.943	113.9	2:10.785 (3)	81.72	0.403	14:32:32.670

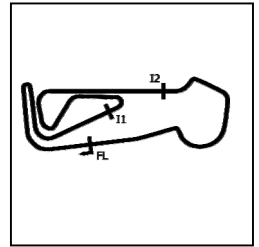
P24 44		Lucas HILL					Honda - Ashcourt Racing			
IDEAL LAP TIME : 2:11.023		BEST LAP TIME : 2:11.135			DIFFERENCE : 0.112					
LAP	SECTOR 1	SECTOR 2		SECTOR 3		LAP TIME	MPH	DIFF	TIME OF DAY	
1 -		107.5	47.600	118.7	43.813	116.7	2:24.961	73.73	13.826	14:08:31.311
2 -	41.822	107.2	47.018	118.7	43.768	<b>117.7</b>	2:12.608	80.59	1.473	14:10:43.919
3 -	41.463	106.1	46.622	<b>120.2</b>	43.548	116.1	2:11.633 (3)	81.19	0.498	14:12:55.552
4 -	41.330	107.2	<b>46.486</b>	119.4	43.528	116.1	2:11.344 (2)	81.37	0.209	14:15:06.896
5 -	<b>41.161</b>	106.6	46.598	118.3	<b>43.376</b>	115.5	<b>2:11.135 (1)</b>	<b>81.50</b>		<b>14:17:18.031</b>
6 -	41.287	107.0	47.014	118.3	43.779	114.3	2:12.080	80.92	0.945	14:19:30.111
7 -	41.317	106.6	46.796	118.3	43.644	114.3	2:11.757	81.11	0.622	14:21:41.868
8 -	41.729	106.1	46.692	118.5	43.791	114.3	2:12.212	80.84	1.077	14:23:54.080
9 -	41.643	106.6	46.926	118.7	43.594	115.1	2:12.163	80.87	1.028	14:26:06.243
10 -	41.329	<b>107.8</b>	46.745	117.3	43.585	115.1	2:11.659	81.18	0.524	14:28:17.902
11 -	41.300	107.7	46.599	118.3	43.886	113.9	2:11.785	81.10	0.650	14:30:29.687
12 -	41.523	105.8	47.247	118.5	43.649	114.5	2:12.419	80.71	1.284	14:32:42.106

**MCRCB BULLETIN TK335**

**2021 Bennetts British Superbike Championship - Round 7**

**2021 Honda British Talent Cup**

**RACE 2 - SECTOR ANALYSIS**



SECTOR 1 = FL to I1, SECTOR 2 = I1 to I2, SECTOR 3 = I2 to FL, DIFF = Difference To Personal Best Lap, P = Crossed Finish Line in Pit Lane, D = Time Disallowed

<b>P25 51</b>		<b>Holly HARRIS</b>					Honda - MJL Racing			
IDEAL LAP TIME : 2:10.992		BEST LAP TIME : 2:11.390					DIFFERENCE : 0.398			
LAP	SECTOR 1	SECTOR 2		SECTOR 3		LAP TIME	MPH	DIFF	TIME OF DAY	
1 -	98.1	47.961	121.1	43.989	<b>118.5</b>	2:28.245	72.09	16.855	14:08:34.595	
2 -	42.156	106.6	47.217	120.6	43.823	118.1	2:13.196	1.806	14:10:47.791	
3 -	42.086	105.3	47.294	120.4	43.951	117.7	2:13.331	1.941	14:13:01.122	
4 -	41.857	107.3	47.029	119.6	44.067	117.9	2:12.953	1.563	14:15:14.075	
5 -	42.010	107.2	47.088	120.2	44.148	117.9	2:13.246	1.856	14:17:27.321	
6 -	41.738	108.0	46.894	120.2	43.846	117.5	2:12.478	1.088	14:19:39.799	
7 -	41.659	<b>108.7</b>	47.045	119.6	44.209	117.3	2:12.913	1.523	14:21:52.712	
8 -	41.611	108.0	46.528	120.4	43.831	116.9	2:11.970	0.580	14:24:04.682	
9 -	41.331	105.8	46.652	<b>121.5</b>	<b>43.539</b>	117.7	2:11.522 (2)	0.132	14:26:16.204	
<b>10 -</b>	41.219	<b>108.7</b>	<b>46.386</b>	120.2	43.785	117.9	<b>2:11.390 (1)</b>	<b>81.34</b>	<b>14:28:27.594</b>	
11 -	41.407	108.0	46.540	120.6	43.738	117.5	2:11.685 (3)	0.295	14:30:39.279	
12 -	<b>41.067</b>	107.7	46.906	121.1	43.870	117.5	2:11.843	0.453	14:32:51.122	

<b>P26 23</b>		<b>Rhys STEPHENSON</b>					Honda - Rocket Racing			
IDEAL LAP TIME : 2:05.886		BEST LAP TIME : 2:06.366					DIFFERENCE : 0.480			
LAP	SECTOR 1	SECTOR 2		SECTOR 3		LAP TIME	MPH	DIFF	TIME OF DAY	
1 -	104.6	45.372	<b>124.5</b>	41.823	118.7	2:13.417	80.10	7.051	14:08:19.767	
<b>2 -</b>	39.786	107.2	45.027	123.5	41.553	<b>120.2</b>	<b>2:06.366 (1)</b>	<b>84.58</b>	<b>14:10:26.133</b>	
3 -	<b>39.594</b>	107.8	46.193	116.9	41.748	116.5	2:07.535 (3)	1.169	14:12:33.668	
4 -	40.272	108.0	<b>45.021</b>	120.4	<b>41.271</b>	117.3	2:06.564 (2)	0.198	14:14:40.232	

**MCRCB BULLETIN TK336****2021 Bennetts British Superbike Championship - Round 7****2021 Honda British Talent Cup****RACE 2 - BEST SECTORS**

SECTOR 1			SECTOR 2			SECTOR 3			IDEAL / BEST COMPARISON						
POS	NO	NAME	TIME	NO	NAME	TIME	NO	NAME	TIME	POS	NO	NAME	IDEAL	BEST	DIFF
													<b>PERFECT LAP</b>	<b>2:04.177</b>	
1	67	O'GORMAN	39.104	15	CROSBY	44.365	74	BROWN	40.708	1	74	BROWN	2:04.184	2:05.038	0.854
2	74	BROWN	39.104	74	BROWN	44.372	57	GARNESS	40.958	2	67	O'GORMAN	2:04.638	2:05.199	0.561
3	34	COOK	39.114	57	GARNESS	44.421	67	O'GORMAN	41.061	3	57	GARNESS	2:04.731	2:05.034	0.303
4	52	BELFORD	39.246	52	BELFORD	44.446	15	CROSBY	41.128	4	34	COOK	2:04.779	2:05.015	0.236
5	15	CROSBY	39.289	34	COOK	44.456	52	BELFORD	41.154	5	15	CROSBY	2:04.782	2:04.788	0.006
6	57	GARNESS	39.352	67	O'GORMAN	44.473	34	COOK	41.209	6	52	BELFORD	2:04.846	2:05.181	0.335
7	48	WALKER	39.445	7	LYONS	44.722	24	BUCHANAN	41.245	7	7	LYONS	2:05.714	2:06.056	0.342
8	37	TINKER	39.579	24	BUCHANAN	44.904	23	STEPHENSON	41.271	8	23	STEPHENSON	2:05.886	2:06.366	0.480
9	23	STEPHENSON	39.594	48	WALKER	44.911	7	LYONS	41.328	9	24	BUCHANAN	2:05.930	2:06.130	0.200
10	65	ROWAN	39.604	37	TINKER	44.914	37	TINKER	41.453	10	48	WALKER	2:05.938	2:06.016	0.078
11	12	BANNISTER	39.639	23	STEPHENSON	45.021	48	WALKER	41.582	11	37	TINKER	2:05.946	2:06.029	0.083
12	53	VEIJER	39.648	65	ROWAN	45.187	65	ROWAN	41.631	12	65	ROWAN	2:06.422	2:06.802	0.380
13	7	LYONS	39.664	12	BANNISTER	45.275	79	McCABE	41.708	13	79	McCABE	2:06.714	2:06.746	0.032
14	79	McCABE	39.709	79	McCABE	45.297	41	HOPKINS	41.764	14	12	BANNISTER	2:06.868	2:07.253	0.385
15	41	HOPKINS	39.737	53	VEIJER	45.317	55	DESSOY	41.862	15	41	HOPKINS	2:06.913	2:07.135	0.222
16	24	BUCHANAN	39.781	55	DESSOY	45.319	5	JOHNSON	41.868	16	53	VEIJER	2:06.946	2:07.266	0.320
17	55	DESSOY	39.899	5	JOHNSON	45.372	12	BANNISTER	41.954	17	55	DESSOY	2:07.080	2:07.097	0.017
18	5	JOHNSON	39.993	41	HOPKINS	45.412	53	VEIJER	41.981	18	5	JOHNSON	2:07.233	2:07.469	0.236
19	96	BANHAM	40.238	96	BANHAM	45.441	99	WILLIS	42.430	19	96	BANHAM	2:08.282	2:08.482	0.200
20	61	MACKAY	40.306	61	MACKAY	45.734	61	MACKAY	42.447	20	61	MACKAY	2:08.487	2:08.567	0.080
21	2	COATES	40.313	99	WILLIS	45.975	96	BANHAM	42.603	21	99	WILLIS	2:08.790	2:09.097	0.307
22	99	WILLIS	40.385	66	DOBSON	46.053	2	COATES	42.671	22	2	COATES	2:09.127	2:09.477	0.350
23	66	DOBSON	40.481	2	COATES	46.143	66	DOBSON	42.873	23	66	DOBSON	2:09.407	2:09.491	0.084
24	22	EAGLE	40.883	22	EAGLE	46.375	22	EAGLE	42.925	24	22	EAGLE	2:10.183	2:10.382	0.199
25	51	HARRIS	41.067	51	HARRIS	46.386	44	HILL	43.376	25	51	HARRIS	2:10.992	2:11.390	0.398
26	44	HILL	41.161	44	HILL	46.486	51	HARRIS	43.539	26	44	HILL	2:11.023	2:11.135	0.112
27															
28															
29															
30															

Weather / Track : Bright / Dry

Snetterton 300

Circuit Length = 2.9689 miles

Start: 14:06 Flag 14:31 End: 14:33

Results can be found at [www.tsl-timing.com](http://www.tsl-timing.com)

Printed - 14:37 Sunday, 05 September 2021

**MCRCB BULLETIN TK337****2021 Bennetts British Superbike Championship - Round 7****2021 Honda British Talent Cup****RACE 2 - BEST SPEEDS**

POS	INTERMEDIATE 1			INTERMEDIATE 2			FINISH LINE		
	NO	NAME	MPH	NO	NAME	MPH	NO	NAME	MPH
1	57	GARNES	114.1	52	BELFORD	128.8	57	GARNES	125.2
2	67	O'GORMAN	113.5	57	GARNES	128.3	65	ROWAN	123.3
3	52	BELFORD	112.5	34	COOK	128.3	53	VEIJER	122.6
4	65	ROWAN	112.5	74	BROWN	127.5	79	McCABE	122.4
5	34	COOK	111.6	7	LYONS	127.3	67	O'GORMAN	122.0
6	74	BROWN	111.4	79	McCABE	127.0	52	BELFORD	122.0
7	48	WALKER	111.4	67	O'GORMAN	126.8	99	WILLIS	122.0
8	53	VEIJER	111.1	15	CROSBY	126.8	37	TINKER	121.1
9	55	DESSOY	110.7	65	ROWAN	126.8	61	MACKAY	120.9
10	79	McCABE	110.3	53	VEIJER	126.8	34	COOK	120.6
11	15	CROSBY	110.1	48	WALKER	125.9	48	WALKER	120.6
12	7	LYONS	110.0	37	TINKER	125.4	23	STEPHENSON	120.2
13	5	JOHNSON	110.0	24	BUCHANAN	125.2	74	BROWN	120.0
14	96	BANHAM	109.2	41	HOPKINS	124.9	55	DESSOY	119.8
15	37	TINKER	109.1	23	STEPHENSON	124.5	41	HOPKINS	119.8
16	66	DOBSON	109.1	55	DESSOY	124.2	15	CROSBY	119.6
17	41	HOPKINS	108.9	12	BANNISTER	123.5	96	BANHAM	119.6
18	61	MACKAY	108.7	61	MACKAY	123.5	66	DOBSON	119.1
19	51	HARRIS	108.7	99	WILLIS	123.5	5	JOHNSON	118.5
20	99	WILLIS	108.5	96	BANHAM	122.6	51	HARRIS	118.5
21	12	BANNISTER	108.4	66	DOBSON	122.2	24	BUCHANAN	118.3
22	23	STEPHENSON	108.2	2	COATES	122.0	7	LYONS	118.3
23	44	HILL	107.8	51	HARRIS	121.5	2	COATES	117.7
24	24	BUCHANAN	107.7	44	HILL	120.2	44	HILL	117.7
25	2	COATES	107.7	5	JOHNSON	119.6	12	BANNISTER	116.3
26	22	EAGLE	106.1	22	EAGLE	117.5	22	EAGLE	115.5
27									
28									
29									
30									

Weather / Track : Bright / Dry

Results can be found at [www.tsl-timing.com](http://www.tsl-timing.com)Snetterton 300  
Circuit Length = 2.9689 miles  
Start: 14:06 Flag 14:31 End: 14:33

Printed - 14:38 Sunday, 05 September 2021



# MCRCB BULLETIN TK338

## 2021 Bennetts British Superbike Championship - Round 7

### 2021 Honda British Talent Cup

#### RACE 2 - STATISTICS

<b>Competitors Started</b>	29
<b>Planned Start</b>	2021-09-05 @ 14:05:00.000
<b>Actual Start</b>	2021-09-05 @ 14:06:06.349
<b>Finish Time</b>	2021-09-05 @ 14:31:19.942
<b>Track Length</b>	2.9689mi.
<b>Total Laps</b>	304
<b>Total Distance Covered</b>	902.5491mi.

#### Session Fastest Lap History

NO	NAME	LAP TIME	TIME OF DAY	LAP	VEHICLE
57	Johnny GARNESS	2:06.374	14:10:24.822	2	Honda
67	Casey O'GORMAN	2:06.260	14:10:24.989	2	Honda
52	Evan BELFORD	2:06.142	14:10:25.240	2	Honda
34	James COOK	2:06.078	14:10:25.560	2	Honda
57	Johnny GARNESS	2:06.031	14:12:30.852	3	Honda
67	Casey O'GORMAN	2:05.993	14:12:30.983	3	Honda
74	Carter BROWN	2:05.728	14:12:31.249	3	Honda
15	Harrison CROSBY	2:05.544	14:12:31.552	3	Honda
57	Johnny GARNESS	2:05.441	14:14:36.294	4	Honda
52	Evan BELFORD	2:05.366	14:14:36.711	4	Honda
57	Johnny GARNESS	2:05.238	14:16:41.532	5	Honda
74	Carter BROWN	2:05.038	14:16:42.374	5	Honda
57	Johnny GARNESS	2:05.034	14:25:03.715	9	Honda
34	James COOK	2:05.015	14:31:20.497	12	Honda
15	Harrison CROSBY	2:04.788	14:31:20.794	12	Honda

#### Session Leader History

NO	NAME	FROM LAP	LAPS LED	DISTANCE	VEHICLE
57	Johnny GARNESS	1	5	14.84 miles	Honda
67	Casey O'GORMAN	6	1	2.96 miles	Honda
52	Evan BELFORD	7	1	2.96 miles	Honda
67	Casey O'GORMAN	8	1	2.96 miles	Honda
57	Johnny GARNESS	9	1	2.96 miles	Honda
67	Casey O'GORMAN	10	2	5.93 miles	Honda
57	Johnny GARNESS	12	1	2.96 miles	Honda

#### Flag History

TYPE	TIME OF DAY
GREEN	14:06:06.349
FINISH	14:31:19.942

#### Flag Statistics

TYPE	COUNT	TOTAL LAPS	TOTAL TIME
Green	1	12	26:56.772
Red	0	0	0.000
Safety Car	0	0	0.000
FCY	0	0	0.000

Weather / Track : Bright / Dry

Snetterton 300  
Circuit Length = 2.9689 miles  
Start: 14:06 Flag 14:31 End: 14:33

# MCRCB BULLETIN TK339

## 2021 Bennetts British Superbike Championship - Round 7

### 2021 Honda British Talent Cup

#### RACE 2 - SESSION NOTES

TIME	MESSAGE
13:50:02	PITLANE OPEN
13:55:05	PITLANE CLOSED
13:58:04	5 MINUTES TO WARM UP LAP
14:00:07	3 MINUTES TO WARM UP LAP
14:02:07	1 MINUTE TO WARM UP LAP
14:02:38	30 SECONDS TO WARM UP LAP
14:02:40	
14:02:45	GREEN FLAG - WARM UP LAP
14:05:23	RACE START
14:07:12	NO.4,29,33 FALLERS AT T2 WILSON - RIDERS OK
14:09:48	NO JUMP STARTS
14:16:50	NO. 23 - STOPPED TECHNICAL PROBLEM AT T10
14:23:01	TWO THIRDS DISTANCE COMPLETED

Weather / Track : Bright / Dry

Results can be found at [www.tsl-timing.com](http://www.tsl-timing.com)

Snetterton 300  
Circuit Length = 2.9689 miles  
Start: 14:06 Flag 14:31 End: 14:33

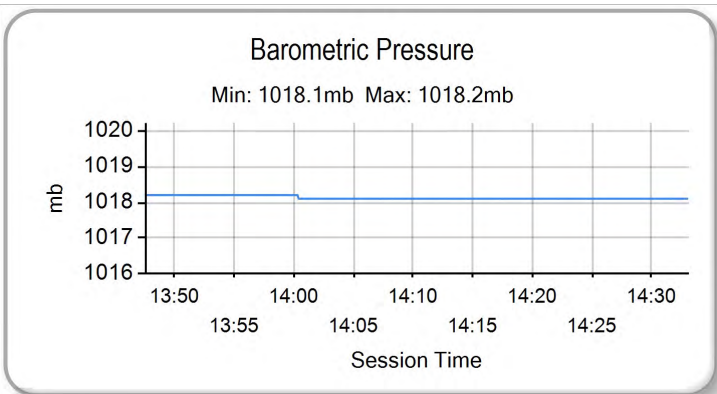
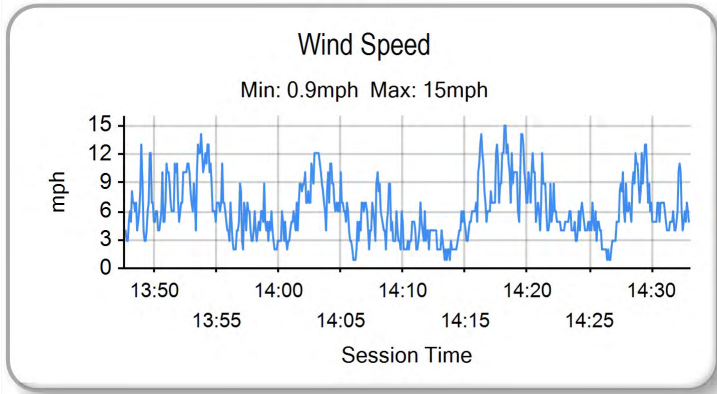
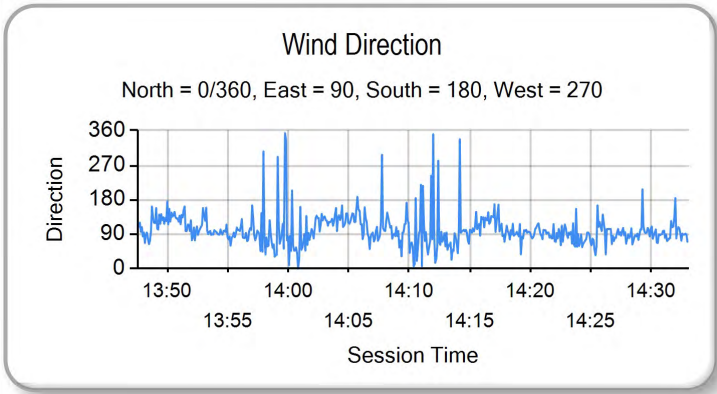
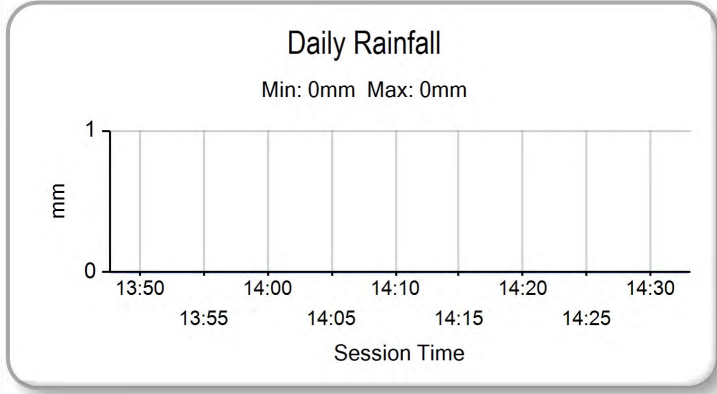
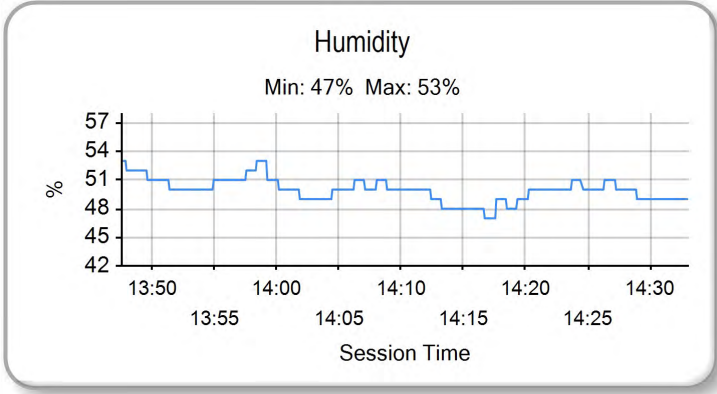
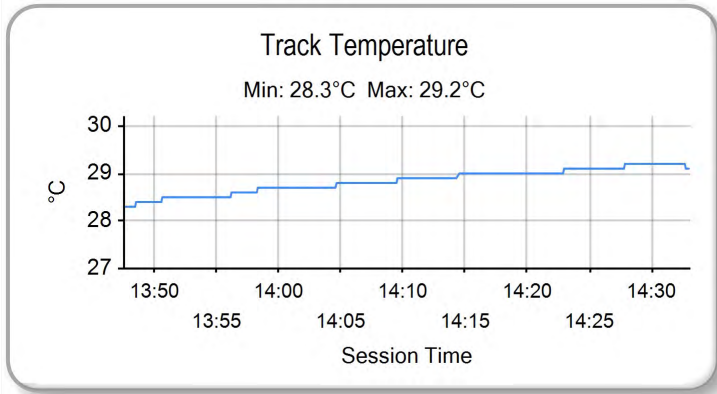
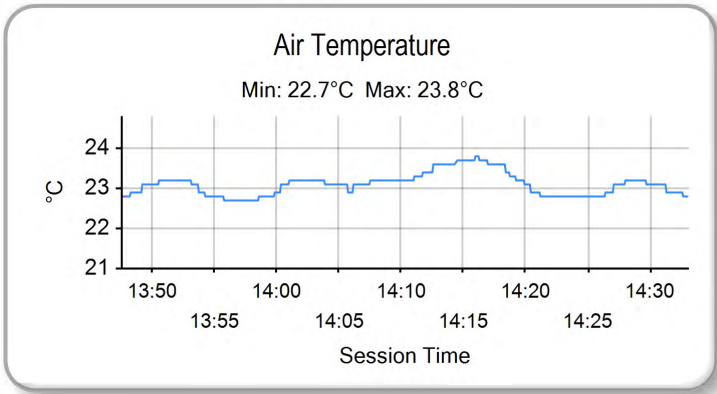
Printed - 14:40 Sunday, 05 September 2021

# MCRCB BULLETIN TK340

## 2021 Bennetts British Superbike Championship - Round 7

### 2021 Honda British Talent Cup

#### RACE 2 - WEATHER CONDITIONS



Weather / Track : Bright / Dry

Results can be found at [www.tsl-timing.com](http://www.tsl-timing.com)

Snetterton 300  
Circuit Length = 2.9689 miles  
Start: 14:06 Flag 14:31 End: 14:33

Printed - 14:41 Sunday, 05 September 2021

