



HONDA BRITISH TALENT CUP

Round 5

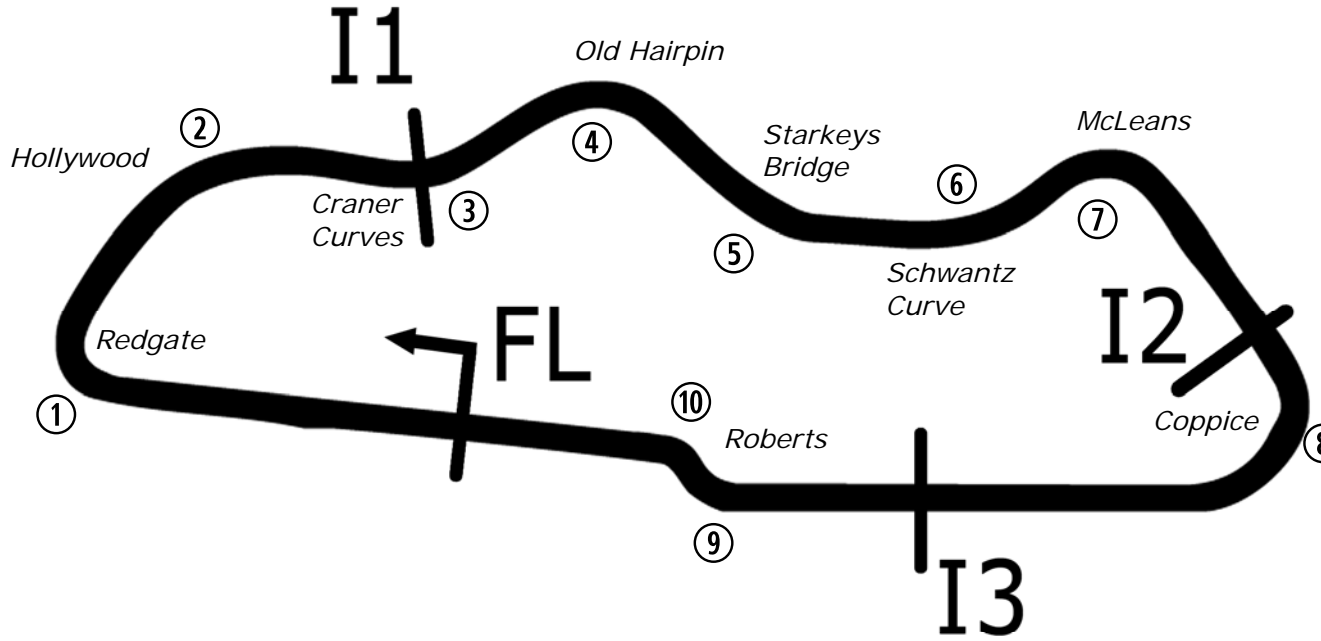
Donington Park National

13th – 15th August 2021

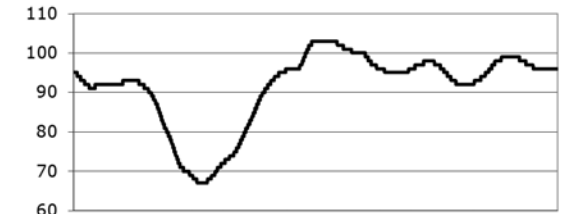


Results Provided by Timing Solutions Ltd
www.tsl-timing.com

Donington Park National



Circuit Altitude (m)



Length	1.9790 miles	3185.0 m	
FL		52.82971 N	1.37867 W
I1	941m	52.83226 N	1.37893 W
I2	2096m	52.82978 N	1.36508 W
I3	2641m	52.82866 N	1.37129 W
Pit Entry	3130m	52.82949 N	1.37787 W
Pit Exit	229m after FL	52.82996 N	1.38205 W
Pit Entry–Pit Exit 256m, 15.3s @60kph, 11.5s @80kph			

Lap Records		Best Sector Information						
		Sector 1 (FL - I1)	I1 Trap (mph)	Sector 2 (I1 - I2)	Sector 3 (I2 - I3)	I3 Trap (mph)	Sector 4 (I3 - FL)	FL Trap (mph)
Superbike	1:06.259	18.501	129.5	24.019	11.255	170.3	11.544	146.2
Superstock 1000	1:07.419	18.885	129.5	24.694	11.527	164.8	11.924	142.7
Supersport / GP2	1:08.484	19.220	129.3	24.747	11.761	153.2	12.000	132.3
Ducati Cup	1:09.764	19.681	124.0	25.394	12.065	153.2	12.358	131.5
Superstock 600	1:09.798	19.498	128.3	25.220	11.956	149.4	12.313	129.5
BTC 2020	1:15.508	21.510	119.1	27.072	12.917	125.4	13.365	109.8
Junior Supersport	1:18.236	22.247	117.1	27.900	13.323	119.1	13.736	103.2
Sidecar 600	To be Est	N/A	N/A	N/A	N/A	N/A	N/A	N/A

2021 Honda British Talent Cup
RIDER PERFORMANCE CHART AFTER ROUND 7



#	NAME / BIKE	25th-27th June		9th-11th July		23rd-25th July		30th July-1st August		13th-15th August			27th-29th August		3rd-5th September		10th-12th September		1st-3rd October	
		1	2	3	4	5	6	7	8	9	10	11	12	13	14	15	16	17	18	
2	Rhys COATES (Honda)	DNF	21	DNF	18	DNF	23	16												
4	Sulivan MOUNSEY (Honda)	DNF	8	DNF	DNF	7	9	9												
5	Mason JOHNSON (Honda)	9	12	15	11			18												
7	Jamie LYONS (Honda)	8	7	10	10	8	7	2												
8	Ross MOORE (Honda)	20	24	19	20	19	20	25												
9	Bailey STUART-CAMPBELL (Honda)	18	10	7	7	12	10	DNF												
12	Josh BANNISTER (Honda)					23	25	22												
14	Evann PENDRILL (Honda)	DNF	20			18	19	17												
15	Harrison CROSBY (Honda)	7	6	3	DNF	10	11	DNF												
21	Troy JEFFREY (Honda)	12	9	6	DNF	DNF	17	7												
22	Anthony EAGLE (Honda)	22	25	18	19	DNF	24	23												
23	Rhys STEPHENSON (Honda)	11	15	DNF	DNF	15	14	11												
24	Cormac BUCHANAN (Honda)	DNF	5	4	3	6	DNF	3												
28	Alfie DAVIDSON (Honda)																			
29	Lucas BROWN (Honda)	14	DNF	DNF	15	16	13	10												
33	JJ CUNNINGHAM (Honda)	16	18	DNF	DNS															
34	James COOK (Honda)	DNS	11	5	4	3*	2	5												
41	Luca HOPKINS (Honda)	15	14	13	12	17	15	14												
43	Ryan HITCHCOCK (Honda)	4	DNF	DNF	9	4	5	DNS												
44	Lucas HILL (Honda)	19	22	12	DNF	20	21	20												
48	Ollie WALKER (Honda)	6	DNF	8	6	9	6	4												
51	Holly HARRIS (Honda)	21	23	16	17	25	26	26												
52	Evan BELFORD (Honda)	2	3	1*	1*	2	1*	6												
53	Kiyano VEUER (Honda)	DNS	16	9	8	13	12	8												
55	Harrison DESSOY (Honda)	DNS	DNS																	
57	Johnny GARNES (Honda)	5	4	2	2	5	3	DNF												
61	Harrison MACKAY (Honda)	13	13	17	16	24	27	15												
65	Alexander ROWAN (Honda)			DNF	DNF	DNS	28	24												
66	Rossi DOBSON (Honda)	10	DNF	14	13	14	16	21												
67	Casey O'GORMAN (Honda)	1*	1	DNS	DNS															
69	Eli BANISH (Honda)					21	22	19												
74	Carter BROWN (Honda)	3	2*	DNF	5	1	4	1*												
79	Harley McCABE (Honda)			DNF	14	22	18	13												
96	Rossi BANHAM (Honda)	DNF	19	11	DNF	11	8	12												
99	Peter WILLIS (Honda)	17	17	DNS	DNS															

* Denotes Fastest Lap | DNF = Did Not Finish | NQ = Did Not Qualify | DNS = Did Not Start
NC = Finished but Not Classified | DQ - Disqualified | Change of Team/Machine ||

Denotes Pole Position

FREE PRACTICE 1 - CLASSIFICATION

POS	NO	NAME	NAT	ENTRY	TIME	ON	LAPS	GAP	DIFF	MPH
1	53	Kiyano VEIJER	NLD	Honda - Microlise Cresswell Racing	1:16.871	22	22			92.68
2	7	Jamie LYONS	GBR	Honda - C&M Motors Ltd / Tooltec Racing	1:16.914	21	23	0.043	0.043	92.63
3	48	Ollie WALKER	GBR	Honda - Moto Rapido / SP125 Racing	1:17.027	22	23	0.156	0.113	92.49
4	74	Carter BROWN	GBR	Honda - City Lifting by RS Racing	1:17.131	16	19	0.260	0.104	92.37
5	34	James COOK	GBR	Honda - Wilson Racing	1:17.138	16	23	0.267	0.007	92.36
6	67	Casey O'GORMAN	GBR	Honda - Microlise Cresswell Racing	1:17.342	20	21	0.471	0.204	92.11
7	15	Harrison CROSBY	GBR	Honda - Banks Racing	1:17.342	10	14	0.471	0.000	92.11
8	57	Johnny GARNES	GBR	Honda - City Lifting by RS Racing	1:17.419	20	20	0.548	0.077	92.02
9	9	Bailey STUART-CAMPBELL	GBR	Honda - Team 151s	1:17.739	23	23	0.868	0.320	91.64
10	96	Rossi BANHAM	GBR	Honda - MJL Racing	1:17.802	17	18	0.931	0.063	91.57
11	52	Evan BELFORD	GBR	Honda - City Lifting by RS Racing	1:17.827	15	16	0.956	0.025	91.54
12	66	Rossi DOBSON	GBR	Honda - WM Racing	1:18.328	22	22	1.457	0.501	90.95
13	4	Sullivan MOUNSEY	GBR	Honda - iForce Lloyd & Jones	1:18.707	8	15	1.836	0.379	90.52
14	23	Rhys STEPHENSON	GBR	Honda - Rocket Racing	1:18.976	22	23	2.105	0.269	90.21
15	5	Mason JOHNSON	GBR	Honda - Johnson Racing	1:18.994	20	21	2.123	0.018	90.19
16	29	Lucas BROWN	GBR	Honda - Amphibian Scaffolding / SP125 Racing	1:19.048	19	21	2.177	0.054	90.13
17	21	Troy JEFFREY	GBR	Honda - Stiggymotorsport	1:19.078	19	20	2.207	0.030	90.09
18	14	Evann PENDRILL	GBR	Honda - EPRacing / SP125 Racing	1:19.250	8	21	2.379	0.172	89.90
19	2	Rhys COATES	GBR	Honda - Ernie Coates Race Support / SP125 Racing	1:19.842	18	20	2.971	0.592	89.23
20	33	JJ CUNNINGHAM	GBR	Honda - Thornycroft56 / JCRsupersport	1:19.894	21	21	3.023	0.052	89.17
21	8	Ross MOORE	GBR	Honda - B Moore Honda	1:19.987	19	23	3.116	0.093	89.07
22	61	Harrison MACKAY	GBR	Honda - True Heroes Racing / Super Soco	1:20.003	14	22	3.132	0.016	89.05
23	44	Lucas HILL	GBR	Honda - Ashcourt Racing	1:20.393	8	8	3.522	0.390	88.62
24	65	Alexander ROWAN	GBR	Honda - Victoria House Mortimer Racing	1:20.516	12	21	3.645	0.123	88.48
25	41	Luca HOPKINS	GBR	Honda - Wilson Racing	1:20.578	10	10	3.707	0.062	88.41
26	12	Josh BANNISTER	GBR	Honda - Dunsley Heat Racing	1:20.584	14	22	3.713	0.006	88.41
27	99	Peter WILLIS	GBR	Honda - WM Racing	1:20.984	18	20	4.113	0.400	87.97
28	37	Corey TINKER	GBR	Honda - CT Racing	1:21.261	2	3	4.390	0.277	87.67
29	22	Anthony EAGLE	UZB	Honda - Microlise Cresswell Racing	1:22.907	17	17	6.036	1.646	85.93

QUALIFYING LAPTIME (110.0% of 1:16.871) = 1:24.558

30	51	Holly HARRIS	GBR	Honda - MJL Racing			1			
----	----	--------------	-----	--------------------	--	--	---	--	--	--

Weather / Track : Sunny / Dry

These results are provisional until the conclusion of any judicial and technical matters.

Donington Park National

Circuit Length = 1.9790 miles

Start: 10:20 Flag 10:50 End: 10:51

Race Director : Stuart Higgs	Stewards :	Timekeeper : Richard Evans
------------------------------	------------	----------------------------

Results can be found at www.britishsuperbike.com

Printed - 10:52 Friday, 13 August 2021

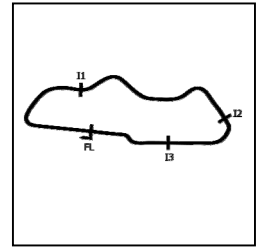


MCRCB BULLETIN TK016

2021 Bennetts British Superbike Championship - Round 5

2021 Honda British Talent Cup

FREE PRACTICE 1 - SECTOR ANALYSIS



SECTOR 1 = FL to I1, SECTOR 2 = I1 to I2, SECTOR 3 = I2 to I3, SECTOR 4 = I3 to FL, DIFF = Difference To Personal Best Lap, P = Crossed Finish Line in Pit Lane, D = Time Disallowed

P1 53		Kiyano VEIJER				Honda - Microlise Cresswell Racing						
IDEAL LAP TIME : 1:16.735		BEST LAP TIME : 1:16.871				DIFFERENCE : 0.136						
LAP	SECTOR 1	SECTOR 2	SECTOR 3	SECTOR 4	LAP TIME	MPH	DIFF	TIME OF DAY				
1 -	OUTLAP	81.9	32.183	14.554	117.1	15.524	103.8		10:21:46.203			
2 -	23.673	89.2	31.084	14.600	117.3	14.505	103.5	1:23.862	84.95	6.991	10:23:10.065	
3 -	23.011	95.3	29.301	13.914	119.1	14.177	104.6	1:20.403	88.61	3.532	10:24:30.468	
4 -	22.564	96.2	29.255	13.814	118.9	13.990	105.3	1:19.623	89.47	2.752	10:25:50.091	
5 -	22.524	101.3	28.771	13.675	119.6	14.276	106.6	1:19.246	89.90	2.375	10:27:09.337	
6 -	22.456	103.7	28.222	13.998	119.4	14.533	103.8	1:19.209	89.94	2.338	10:28:28.546	
7 -	22.563	104.8	28.919	13.933	118.1	14.438	98.9	1:19.853	89.22	2.982	10:29:48.399	
8 -	22.405	107.5	28.775	13.827	118.1	14.119	104.2	1:19.126	90.04	2.255	10:31:07.525	
9 -	22.350	106.0	28.053	13.849	119.4	14.071	105.1	1:18.323	90.96	1.452	10:32:25.848	
10 -	22.248	105.3	28.245	14.326	108.7	14.351	104.8	1:19.170	89.99	2.299	10:33:45.018	
11 -	22.467	103.5	28.589	13.908	119.4	14.171	105.3	1:19.135	90.03	2.264	10:35:04.153	
12 -	22.003	109.4	28.326	13.806	118.3	13.841	105.3	1:17.976	91.36	1.105	10:36:22.129	
13 -	22.347	105.1	29.348	14.025	116.9	14.002	104.2	1:19.722	89.36	2.851	10:37:41.851	
14 -	22.005	113.5	27.847	13.805	120.2	13.767	104.0	1:17.424	(3)	92.02	0.553	10:38:59.275
15 -	21.979	108.9	28.060	13.871	116.1	14.023	103.7	1:17.933	91.42	1.062	10:40:17.208	
16 -	22.081	112.4	28.535	14.667	110.1	14.193	103.0	1:19.476	89.64	2.605	10:41:36.684	
17 -	21.930	115.3	28.087	13.887	116.7	14.237	102.6	1:18.141	91.17	1.270	10:42:54.825	
18 -	22.623	106.6	29.436	15.029	107.8	IN PIT		1:28.161	P	80.81	11.290	10:44:22.986
19 -	OUTLAP	102.7	28.340	13.791	118.3	14.035	103.2	2:48.253	42.34	1:31.382	10:47:11.239	
20 -	22.257	104.6	28.667	13.954	117.1	14.206	103.8	1:19.084	90.08	2.213	10:48:30.323	
21 -	21.978	115.3	27.702	13.631	118.7	14.015	104.5	1:17.326	(2)	92.13	0.455	10:49:47.649
22 -	21.826	117.3	27.511	13.643	118.7	13.891	105.1	1:16.871	(1)	92.68		10:51:04.520

P2 7		Jamie LYONS				Honda - C&M Motors Ltd / Tooltec Racing						
IDEAL LAP TIME : 1:16.663		BEST LAP TIME : 1:16.914				DIFFERENCE : 0.251						
LAP	SECTOR 1	SECTOR 2	SECTOR 3	SECTOR 4	LAP TIME	MPH	DIFF	TIME OF DAY				
1 -	OUTLAP	91.8	31.369	14.678	113.5	15.992	100.0		10:21:45.083			
2 -	23.659	94.1	29.409	13.876	115.7	14.700	101.5	1:21.644	87.26	4.730	10:23:06.727	
3 -	22.473	112.5	28.067	13.958	115.3	14.572	102.6	1:19.070	90.10	2.156	10:24:25.797	
4 -	22.359	104.6	29.138	14.234	115.3	14.269	103.2	1:20.000	89.05	3.086	10:25:45.797	
5 -	22.125	115.9	28.953	13.809	115.5	13.989	102.7	1:18.876	90.32	1.962	10:27:04.673	
6 -	22.238	112.4	28.698	14.134	114.1	IN PIT		1:24.445	P	84.37	7.531	10:28:29.118
7 -	OUTLAP	114.7	27.883	13.806	114.9	14.128	103.2	1:38.374	72.42	21.460	10:30:07.492	
8 -	22.326	108.4	28.180	13.691	117.5	14.464	101.0	1:18.661	90.57	1.747	10:31:26.153	
9 -	22.659	104.6	29.628	13.807	116.1	14.071	102.2	1:20.165	88.87	3.251	10:32:46.318	
10 -	22.370	115.9	27.975	13.755	114.1	13.772	101.2	1:17.872	91.49	0.958	10:34:04.190	
11 -	22.073	117.3	27.752	13.765	114.1	14.486	101.8	1:18.076	91.25	1.162	10:35:22.266	
12 -	22.067	114.7	27.898	13.737	114.3	13.638	101.9	1:17.340	92.12	0.426	10:36:39.606	
13 -	22.011	116.1	27.697	13.832	115.9	14.107	103.7	1:17.647	91.75	0.733	10:37:57.253	
14 -	22.047	109.8	28.403	13.833	114.1	13.757	100.0	1:18.040	91.29	1.126	10:39:15.293	
15 -	22.039	117.3	27.608	13.837	113.1	13.797	100.7	1:17.281	92.19	0.367	10:40:32.574	
16 -	22.230	117.5	27.567	13.938	112.4	13.853	100.1	1:17.588	91.82	0.674	10:41:50.162	
17 -	22.003	116.7	27.671	13.870	112.9	13.921	100.4	1:17.465	91.97	0.551	10:43:07.627	
18 -	21.959	117.7	27.625	13.973	112.9	13.928	100.4	1:17.485	91.94	0.571	10:44:25.112	
19 -	21.962	118.7	27.743	14.936	98.6	14.965	98.8	1:19.606	89.49	2.692	10:45:44.718	
20 -	22.052	110.9	29.300	14.325	109.6	14.409	100.6	1:20.086	88.96	3.172	10:47:04.804	
21 -	21.928	118.5	27.406	13.818	112.4	13.762	100.1	1:16.914	(1)	92.63		10:48:21.718
22 -	21.972	118.1	27.526	13.846	113.9	13.743	100.3	1:17.087	(3)	92.42	0.173	10:49:38.805
23 -	21.942	117.5	27.517	13.743	113.3	13.749	99.1	1:16.951	(2)	92.58	0.037	10:50:55.756

Weather / Track : Sunny / Dry

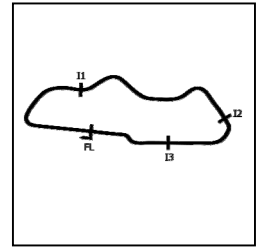
Donington Park National
Circuit Length = 1.9790 miles
Start: 10:20 Flag 10:50 End: 10:51

MCRCB BULLETIN TK016

2021 Bennetts British Superbike Championship - Round 5

2021 Honda British Talent Cup

FREE PRACTICE 1 - SECTOR ANALYSIS



SECTOR 1 = FL to I1, SECTOR 2 = I1 to I2, SECTOR 3 = I2 to I3, SECTOR 4 = I3 to FL, DIFF = Difference To Personal Best Lap, P = Crossed Finish Line in Pit Lane, D = Time Disallowed

P3 48		Ollie WALKER				Honda - Moto Rapido / SP125 Racing					
IDEAL LAP TIME : 1:16.681		BEST LAP TIME : 1:17.027				DIFFERENCE : 0.346					
LAP	SECTOR 1	SECTOR 2	SECTOR 3	SECTOR 4	LAP TIME	MPH	DIFF	TIME OF DAY			
1 -	OUTLAP	87.2	30.616	14.594	112.7	15.512	100.6		10:21:33.258		
2 -	23.564	99.7	29.580	13.944	116.3	14.553	101.3	1:21.641	87.26	4.614	10:22:54.899
3 -	23.046	107.0	28.914	14.060	113.9	14.786	101.0	1:20.806	88.16	3.779	10:24:15.705
4 -	23.074	106.3	28.592	13.800	116.7	14.574	102.9	1:20.040	89.01	3.013	10:25:35.745
5 -	22.431	110.9	27.936	13.944	116.3	14.885	102.4	1:19.196	89.96	2.169	10:26:54.941
6 -	22.612	107.2	28.533	14.247	111.6	14.355	99.7	1:19.747	89.34	2.720	10:28:14.688
7 -	22.340	111.2	28.020	13.861	113.5	14.161	101.0	1:18.382	90.89	1.355	10:29:33.070
8 -	22.196	114.3	27.837	13.888	113.3	13.996	101.5	1:17.917	91.43	0.890	10:30:50.987
9 -	22.252	112.7	27.628	14.032	113.7	14.133	100.7	1:18.045	91.28	1.018	10:32:09.032
10 -	22.259	114.1	27.881	13.848	114.7	14.033	101.5	1:18.021	91.31	0.994	10:33:27.053
11 -	22.240	111.6	27.787	13.822	114.1	14.039	101.6	1:17.888	91.47	0.861	10:34:44.941
12 -	22.092	114.1	27.559	13.755	114.7	13.874	101.9	1:17.280 (3)	92.19	0.253	10:36:02.221
13 -	22.168	112.7	27.858	13.892	114.1	13.914	101.8	1:17.832	91.53	0.805	10:37:20.053
14 -	22.223	112.9	28.414	13.699	114.9	13.933	101.0	1:18.269	91.02	1.242	10:38:38.322
15 -	22.061	113.5	27.455	13.881	112.9	14.087	101.0	1:17.484	91.94	0.457	10:39:55.806
16 -	22.216	115.9	27.522	13.746	114.9	13.923	101.9	1:17.407	92.04	0.380	10:41:13.213
17 -	22.179	105.1	28.300	13.988	113.3	14.284	103.0	1:18.751	90.47	1.724	10:42:31.964
18 -	21.992	112.9	27.589	13.777	117.3	14.717	100.0	1:18.075	91.25	1.048	10:43:50.039
19 -	22.031	116.9	27.626	13.829	114.5	13.934	101.2	1:17.420	92.02	0.393	10:45:07.459
20 -	21.850	112.4	27.615	14.137	105.0	14.867	101.9	1:18.469	90.79	1.442	10:46:25.928
21 -	21.956	116.3	27.353	13.817	113.9	14.339	103.4	1:17.465	91.97	0.438	10:47:43.393
22 -	22.130	112.7	27.419	13.636	116.5	13.842	102.4	1:17.027 (1)	92.49		10:49:00.420
23 -	21.929	112.2	27.735	13.657	115.3	13.867	101.0	1:17.188 (2)	92.30	0.161	10:50:17.608

P4 74		Carter BROWN				Honda - City Lifting by RS Racing					
IDEAL LAP TIME : 1:16.664		BEST LAP TIME : 1:17.131				DIFFERENCE : 0.467					
LAP	SECTOR 1	SECTOR 2	SECTOR 3	SECTOR 4	LAP TIME	MPH	DIFF	TIME OF DAY			
1 -	OUTLAP	89.2	30.687	14.649	114.5	15.310	100.7		10:21:32.981		
2 -	23.437	97.9	29.151	14.078	116.3	14.425	102.9	1:21.091	87.85	3.960	10:22:54.072
3 -	22.877	111.4	28.669	13.961	115.3	14.357	101.5	1:19.864	89.20	2.733	10:24:13.936
4 -	22.221	117.1	29.805	14.412	105.6	IN PIT		1:24.791 P	84.02	7.660	10:25:38.727
5 -	OUTLAP	93.8	29.906	14.200	113.5	14.333	101.0	6:24.766	18.51	5:07.635	10:32:03.493
6 -	22.143	118.3	28.871	13.847	115.5	15.113	99.4	1:19.974	89.08	2.843	10:33:23.467
7 -	22.341	118.1	28.513	14.073	114.1	14.124	102.2	1:19.051	90.12	1.920	10:34:42.518
8 -	22.064	118.5	28.271	14.022	114.9	13.986	101.0	1:18.343	90.94	1.212	10:36:00.861
9 -	22.223	111.8	27.975	13.882	114.3	13.792	102.1	1:17.872	91.49	0.741	10:37:18.733
10 -	22.995	111.8	29.401	13.954	114.5	IN PIT		1:25.306 P	83.51	8.175	10:38:44.039
11 -	OUTLAP	99.1	31.264	14.101	113.5	13.856	101.9	2:11.816	54.04	54.685	10:40:55.855
12 -	22.069	115.1	28.153	13.985	113.7	13.989	100.9	1:18.196	91.11	1.065	10:42:14.051
13 -	22.328	116.5	28.085	13.912	114.5	14.001	101.0	1:18.326	90.96	1.195	10:43:32.377
14 -	22.051	111.6	28.026	13.967	115.9	13.647	102.9	1:17.691	91.70	0.560	10:44:50.068
15 -	21.984	115.7	28.787	14.092	114.1	13.807	101.3	1:18.670	90.56	1.539	10:46:08.738
16 -	22.021	115.9	27.673	13.840	115.5	13.597	101.6	1:17.131 (1)	92.37		10:47:25.869
17 -	21.829	118.3	27.661	13.863	117.3	14.369	101.9	1:17.722	91.66	0.591	10:48:43.591
18 -	21.936	119.8	27.801	13.710	114.9	13.750	101.2	1:17.197 (2)	92.29	0.066	10:50:00.788
19 -	22.380	115.1	27.528	13.779	114.1	13.700	101.6	1:17.387 (3)	92.06	0.256	10:51:18.175

Weather / Track : Sunny / Dry

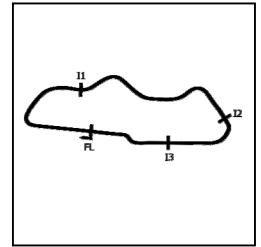
Donington Park National
Circuit Length = 1.9790 miles
Start: 10:20 Flag 10:50 End: 10:51

MCRCB BULLETIN TK016

2021 Bennetts British Superbike Championship - Round 5

2021 Honda British Talent Cup

FREE PRACTICE 1 - SECTOR ANALYSIS



SECTOR 1 = FL to I1, SECTOR 2 = I1 to I2, SECTOR 3 = I2 to I3, SECTOR 4 = I3 to FL, DIFF = Difference To Personal Best Lap, P = Crossed Finish Line in Pit Lane, D = Time Disallowed

P5 34		James COOK				Honda - Wilson Racing					
IDEAL LAP TIME : 1:16.873		BEST LAP TIME : 1:17.138				DIFFERENCE : 0.265					
LAP	SECTOR 1	SECTOR 2	SECTOR 3	SECTOR 4	LAP TIME	MPH	DIFF	TIME OF DAY			
1 -	OUTLAP	98.6	31.436	14.645	112.9	15.404	99.8		10:21:42.549		
2 -	23.232	109.8	29.648	14.210	115.1	14.641	102.4	1:21.731	87.17	4.593	10:23:04.280
3 -	22.375	115.3	28.658	14.094	115.3	14.497	101.6	1:19.624	89.47	2.486	10:24:23.904
4 -	22.839	101.5	28.870	13.686	119.1	14.595	103.0	1:19.990	89.06	2.852	10:25:43.894
5 -	22.972	104.6	28.453	13.653	116.3	14.604	103.4	1:19.682	89.41	2.544	10:27:03.576
6 -	22.691	105.5	29.022	13.869	116.3	14.370	102.7	1:19.952	89.11	2.814	10:28:23.528
7 -	22.142	116.3	28.079	13.737	115.5	14.595	101.0	1:18.553	90.69	1.415	10:29:42.081
8 -	22.036	117.5	28.164	13.826	115.5	14.306	101.8	1:18.332	90.95	1.194	10:31:00.413
9 -	22.206	110.3	28.147	14.073	113.7	13.949	101.0	1:18.375	90.90	1.237	10:32:18.788
10 -	22.219	117.7	27.758	13.899	113.3	14.029	100.6	1:17.805	91.57	0.667	10:33:36.593
11 -	22.225	113.5	28.442	13.943	113.5	13.922	100.7	1:18.532	90.72	1.394	10:34:55.125
12 -	22.174	114.9	27.757	13.975	112.4	14.034	101.5	1:17.940	91.41	0.802	10:36:13.065
13 -	22.186	109.6	28.267	14.017	113.9	13.984	100.7	1:18.454	90.81	1.316	10:37:31.519
14 -	22.092	113.3	28.130	13.853	114.5	14.238	101.2	1:18.313	90.97	1.175	10:38:49.832
15 -	21.962	115.5	27.545	13.816	112.9	13.954	101.5	1:17.277 (2)	92.19	0.139	10:40:07.109
16 -	21.966	118.1	27.613	13.691	114.5	13.868	101.2	1:17.138 (1)	92.36		10:41:24.247
17 -	21.941	117.1	27.805	13.798	114.3	13.899	102.1	1:17.443	91.99	0.305	10:42:41.690
18 -	21.807	117.3	27.738	13.662	116.9	14.073	102.9	1:17.280 (3)	92.19	0.142	10:43:58.970
19 -	22.378	105.3	28.208	13.901	114.3	13.916	101.2	1:18.403	90.87	1.265	10:45:17.373
20 -	22.027	116.1	27.736	13.830	116.3	13.927	100.7	1:17.520	91.90	0.382	10:46:34.893
21 -	22.132	106.5	28.073	13.903	113.9	13.880	101.0	1:17.988	91.35	0.850	10:47:52.881
22 -	22.174	115.3	28.070	13.867	112.9	13.872	100.7	1:17.983	91.36	0.845	10:49:10.864
23 -	22.059	115.1	27.700	13.779	113.3	14.048	100.1	1:17.586	91.82	0.448	10:50:28.450

P6 67		Casey O'GORMAN				Honda - Microlise Cresswell Racing						
IDEAL LAP TIME : 1:17.300		BEST LAP TIME : 1:17.342				DIFFERENCE : 0.042						
LAP	SECTOR 1	SECTOR 2	SECTOR 3	SECTOR 4	LAP TIME	MPH	DIFF	TIME OF DAY				
1 -	OUTLAP	85.1	31.816	15.303	111.8	16.146	100.9		10:21:45.209			
2 -	24.020	94.5	29.741	13.970	116.9	14.984	102.2	1:22.715	86.13	5.373	10:23:07.924	
3 -	23.230	96.2	29.184	13.855	116.9	14.549	102.4	1:20.818	88.15	3.476	10:24:28.742	
4 -	22.844	99.4	28.886	13.836	116.3	14.522	101.8	1:20.088	88.96	2.746	10:25:48.830	
5 -	22.742	101.6	29.103	14.092	114.9	14.519	101.3	1:20.456	88.55	3.114	10:27:09.286	
6 -	23.400	99.4	28.339	13.831	115.5	14.360	103.2	1:19.930	89.13	2.588	10:28:29.216	
7 -	22.633	102.7	28.423	14.458	113.5	14.501	100.9	1:20.015	89.04	2.673	10:29:49.231	
8 -	22.672	103.8	28.296	13.886	115.1	IN PIT		1:23.482	P	85.34	6.140	10:31:12.713
9 -	OUTLAP	97.3	29.311	14.156	114.5	14.578	100.4	4:05.715	28.99	2:48.373	10:35:18.428	
10 -	22.531	109.6	28.248	13.852	115.9	14.219	101.9	1:18.850	90.35	1.508	10:36:37.278	
11 -	22.416	101.8	28.899	14.087	114.9	14.489	104.0	1:19.891	89.17	2.549	10:37:57.169	
12 -	22.315	108.2	28.711	13.793	116.5	14.161	100.9	1:18.980	90.20	1.638	10:39:16.149	
13 -	22.299	111.4	28.070	13.777	114.9	14.147	101.2	1:18.293	90.99	0.951	10:40:34.442	
14 -	22.427	110.1	28.132	13.840	114.1	14.311	100.7	1:18.710	90.51	1.368	10:41:53.152	
15 -	22.336	110.5	27.917	13.840	114.7	14.321	100.6	1:18.414	90.85	1.072	10:43:11.566	
16 -	22.142	110.9	27.887	13.781	114.9	14.165	100.7	1:17.975	91.37	0.633	10:44:29.541	
17 -	22.276	108.2	28.238	14.900	110.5	14.601	102.7	1:20.015	89.04	2.673	10:45:49.556	
18 -	22.090	109.2	28.034	13.733	114.5	14.165	102.1	1:18.022	91.31	0.680	10:47:07.578	
19 -	22.103	112.7	27.720	13.741	114.3	14.105	101.5	1:17.669 (3)	91.73	0.327	10:48:25.247	
20 -	22.127	114.5	27.586	13.612	115.5	14.017	101.0	1:17.342 (1)	92.11		10:49:42.589	
21 -	22.085	113.5	27.604	13.757	114.5	14.063	101.3	1:17.509 (2)	91.92	0.167	10:51:00.098	

Weather / Track : Sunny / Dry

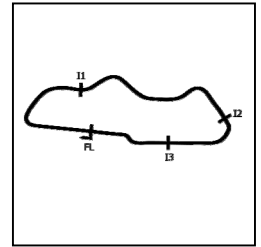
Donington Park National
Circuit Length = 1.9790 miles
Start: 10:20 Flag 10:50 End: 10:51

MCRCB BULLETIN TK016

2021 Bennetts British Superbike Championship - Round 5

2021 Honda British Talent Cup

FREE PRACTICE 1 - SECTOR ANALYSIS



SECTOR 1 = FL to I1, SECTOR 2 = I1 to I2, SECTOR 3 = I2 to I3, SECTOR 4 = I3 to FL, DIFF = Difference To Personal Best Lap, P = Crossed Finish Line in Pit Lane, D = Time Disallowed

P7 15		Harrison CROSBY				Honda - Banks Racing						
IDEAL LAP TIME : 1:17.258		BEST LAP TIME : 1:17.342				DIFFERENCE : 0.084						
LAP	SECTOR 1	SECTOR 2	SECTOR 3	SECTOR 4	LAP TIME	MPH	DIFF	TIME OF DAY				
1 -	OUTLAP	102.6	29.514	14.272	110.0	15.088	97.9		10:21:29.799			
2 -	23.331	112.9	28.487	14.068	112.7	14.389	99.5	1:20.275	88.75	2.933	10:22:50.074	
3 -	22.648	116.3	27.881	14.091	112.9	14.230	100.0	1:18.850	90.35	1.508	10:24:08.924	
4 -	22.664	114.5	27.803	13.973	112.9	13.949	100.0	1:18.389	90.88	1.047	10:25:27.313	
5 -	22.433	116.7	27.720	14.106	111.4	14.071	99.5	1:18.330	90.95	0.988	10:26:45.643	
6 -	22.404	117.9	27.923	14.626	107.5	14.348	99.8	1:19.301	89.84	1.959	10:28:04.944	
7 -	22.713	115.5	27.756	14.956	102.1	IN PIT		1:29.132	P	79.93	11.790	10:29:34.076
8 -	OUTLAP	110.3	28.940	14.191	112.0	14.106	100.0	6:36.809	17.95	5:19.467	10:36:10.885	
9 -	22.337	118.5	27.603	14.016	112.5	13.787	100.9	1:17.743	(3)	91.64	0.401	10:37:28.628
10 -	22.130	118.5	27.687	13.869	113.5	13.656	102.2	1:17.342	(1)	92.11		10:38:45.970
11 -	22.204	116.5	28.151	14.175	111.4	14.147	99.4	1:18.677	90.55	1.335	10:40:04.647	
12 -	22.314	118.1	27.604	13.935	111.8	13.887	99.8	1:17.740	(2)	91.64	0.398	10:41:22.387
13 -	22.207	115.5	27.783	13.995	112.4	13.921	100.4	1:17.906	91.45	0.564	10:42:40.293	
14 -	22.339	119.1	27.798	13.974	112.9	14.514	99.2	1:18.625	90.61	1.283	10:43:58.918	

P8 57		Johnny GARNESS				Honda - City Lifting by RS Racing						
IDEAL LAP TIME : 1:16.901		BEST LAP TIME : 1:17.419				DIFFERENCE : 0.518						
LAP	SECTOR 1	SECTOR 2	SECTOR 3	SECTOR 4	LAP TIME	MPH	DIFF	TIME OF DAY				
1 -	OUTLAP	90.6	31.358	14.629	117.3	15.717	104.5		10:21:36.354			
2 -	23.416	105.8	29.457	14.017	120.4	14.930	104.5	1:21.820	87.07	4.401	10:22:58.174	
3 -	23.612	93.0	30.488	14.224	120.9	14.420	106.8	1:22.744	86.10	5.325	10:24:20.918	
4 -	22.719	102.4	28.895	13.745	121.5	14.415	106.0	1:19.774	89.31	2.355	10:25:40.692	
5 -	23.354	85.5	29.563	13.937	117.5	14.736	104.0	1:21.590	87.32	4.171	10:27:02.282	
6 -	22.582	106.6	28.994	14.015	116.7	14.394	104.0	1:19.985	89.07	2.566	10:28:22.267	
7 -	22.536	108.9	28.603	13.743	120.2	14.317	103.2	1:19.199	89.95	1.780	10:29:41.466	
8 -	22.193	106.0	28.399	13.849	118.1	14.246	103.2	1:18.687	90.54	1.268	10:31:00.153	
9 -	22.279	109.8	28.612	13.875	115.9	14.152	106.1	1:18.918	90.27	1.499	10:32:19.071	
10 -	22.300	115.9	27.891	13.534	120.6	13.956	102.9	1:17.681	(3)	91.71	0.262	10:33:36.752
11 -	22.312	112.5	28.623	13.725	119.6	13.898	106.1	1:18.558	90.69	1.139	10:34:55.310	
12 -	22.262	114.3	28.298	13.730	118.9	13.904	106.6	1:18.194	91.11	0.775	10:36:13.504	
13 -	22.013	113.7	28.182	13.955	116.1	14.201	95.0	1:18.351	90.93	0.932	10:37:31.855	
14 -	22.139	114.9	28.119	13.540	121.7	13.873	104.0	1:17.671	(2)	91.72	0.252	10:38:49.526
15 -	21.679	110.3	29.797	13.913	117.3	IN PIT		1:22.759	P	86.08	5.340	10:40:12.285
16 -	OUTLAP	88.5	30.121	14.458	116.9	14.559	104.3	5:39.278	20.99	4:21.859	10:45:51.563	
17 -	22.279	110.1	28.509	13.741	118.3	13.939	106.6	1:18.468	90.79	1.049	10:47:10.031	
18 -	21.994	108.5	28.591	13.849	117.9	14.362	103.8	1:18.796	90.41	1.377	10:48:28.827	
19 -	22.175	107.8	28.056	13.687	118.3	13.965	104.5	1:17.883	91.47	0.464	10:49:46.710	
20 -	21.603	112.5	27.997	13.740	118.9	14.079	103.8	1:17.419	(1)	92.02		10:51:04.129

Weather / Track : Sunny / Dry

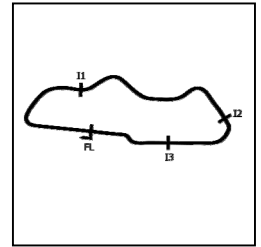
Donington Park National
Circuit Length = 1.9790 miles
Start: 10:20 Flag 10:50 End: 10:51

MCRCB BULLETIN TK016

2021 Bennetts British Superbike Championship - Round 5

2021 Honda British Talent Cup

FREE PRACTICE 1 - SECTOR ANALYSIS



SECTOR 1 = FL to I1, SECTOR 2 = I1 to I2, SECTOR 3 = I2 to I3, SECTOR 4 = I3 to FL, DIFF = Difference To Personal Best Lap, P = Crossed Finish Line in Pit Lane, D = Time Disallowed

P9 9		Bailey STUART-CAMPBELL				Honda - Team 151s					
IDEAL LAP TIME : 1:17.438		BEST LAP TIME : 1:17.739				DIFFERENCE : 0.301					
LAP	SECTOR 1	SECTOR 2	SECTOR 3	SECTOR 4	LAP TIME	MPH	DIFF	TIME OF DAY			
1 -	OUTLAP	87.8	30.443	14.491	115.3	15.532	101.6		10:21:33.590		
2 -	23.773	95.8	30.476	13.905	117.1	14.819	102.4	1:22.973	85.86	5.234	10:22:56.563
3 -	22.442	103.8	28.123	13.821	112.7	14.871	103.7	1:19.257	89.89	1.518	10:24:15.820
4 -	22.725	104.6	28.438	13.998	114.5	14.468	102.2	1:19.629	89.47	1.890	10:25:35.449
5 -	22.435	112.2	28.113	14.002	114.3	14.788	101.5	1:19.338	89.80	1.599	10:26:54.787
6 -	22.528	108.7	29.057	14.740	110.7	14.612	101.5	1:20.937	88.02	3.198	10:28:15.724
7 -	22.291	111.4	28.405	13.960	113.7	14.277	101.2	1:18.933	90.26	1.194	10:29:34.657
8 -	22.332	113.3	28.006	14.056	113.7	14.215	101.8	1:18.609	90.63	0.870	10:30:53.266
9 -	22.477	111.2	27.974	13.948	114.1	14.223	102.1	1:18.622	90.61	0.883	10:32:11.888
10 -	22.318	114.3	28.056	13.949	113.7	14.248	101.8	1:18.571	90.67	0.832	10:33:30.459
11 -	22.373	108.2	28.537	14.030	113.5	14.274	101.0	1:19.214	89.94	1.475	10:34:49.673
12 -	22.357	113.3	28.213	14.085	113.3	14.182	101.8	1:18.837	90.37	1.098	10:36:08.510
13 -	22.335	117.3	28.394	14.013	113.3	14.214	101.2	1:18.956	90.23	1.217	10:37:27.466
14 -	22.102	115.5	28.110	13.944	114.3	14.165	101.6	1:18.321	90.96	0.582	10:38:45.787
15 -	22.582	114.1	28.377	13.965	114.3	14.164	102.6	1:19.088	90.08	1.349	10:40:04.875
16 -	22.261	113.5	27.898	13.890	114.5	13.814	102.7	1:17.863 (3)	91.50	0.124	10:41:22.738
17 -	22.085	112.9	27.901	13.820	115.3	13.967	102.6	1:17.773 (2)	91.60	0.034	10:42:40.511
18 -	22.268	116.9	28.152	13.948	114.1	14.245	103.8	1:18.613	90.62	0.874	10:43:59.124
19 -	22.770	100.7	28.795	14.526	111.8	14.160	101.5	1:20.251	88.77	2.512	10:45:19.375
20 -	21.986	116.1	28.423	14.077	114.7	14.352	101.8	1:18.838	90.37	1.099	10:46:38.213
21 -	22.235	116.5	27.900	13.900	114.7	14.182	101.2	1:18.217	91.08	0.478	10:47:56.430
22 -	22.173	107.3	28.937	14.086	115.3	14.769	102.2	1:19.965	89.09	2.226	10:49:16.395
23 -	22.139	114.3	27.890	13.748	115.5	13.962	101.8	1:17.739 (1)	91.64		10:50:34.134

P10 96		Rossi BANHAM				Honda - MJL Racing					
IDEAL LAP TIME : 1:17.532		BEST LAP TIME : 1:17.802				DIFFERENCE : 0.270					
LAP	SECTOR 1	SECTOR 2	SECTOR 3	SECTOR 4	LAP TIME	MPH	DIFF	TIME OF DAY			
1 -	OUTLAP	103.2	29.428	14.098	113.7	14.666	97.9		10:22:10.868		
2 -	22.757	110.9	28.511	13.819	115.9	14.785	99.7	1:19.872	89.20	2.070	10:23:30.740
3 -	22.870	105.6	28.842	14.007	113.5	14.572	98.1	1:20.291	88.73	2.489	10:24:51.031
4 -	22.306	114.7	28.088	13.823	114.3	13.992	99.8	1:18.209	91.09	0.407	10:26:09.240
5 -	22.516	112.9	28.197	14.003	111.1	14.278	98.9	1:18.994	90.19	1.192	10:27:28.234
6 -	22.472	115.1	28.211	14.108	111.1	14.446	97.8	1:19.237	89.91	1.435	10:28:47.471
7 -	22.534	115.7	28.020	13.893	114.1	13.986	101.2	1:18.433	90.83	0.631	10:30:05.904
8 -	22.568	112.0	28.256	13.911	113.3	IN PIT		1:22.788 P	86.05	4.986	10:31:28.692
9 -	OUTLAP	112.9	28.267	13.906	114.7	14.274	100.7	2:26.405	48.66	1:08.603	10:33:55.097
10 -	22.402	113.5	27.852	13.983	112.2	14.229	98.8	1:18.466	90.79	0.664	10:35:13.563
11 -	22.295	113.1	28.439	14.060	111.4	14.304	99.7	1:19.098	90.07	1.296	10:36:32.661
12 -	22.258	113.3	28.145	13.908	113.1	13.950	99.8	1:18.261	91.03	0.459	10:37:50.922
13 -	22.101	117.7	27.995	13.960	112.4	14.064	99.1	1:18.120 (3)	91.20	0.318	10:39:09.042
14 -	22.230	115.7	28.416	14.449	105.3	IN PIT		1:23.406 P	85.42	5.604	10:40:32.448
15 -	OUTLAP	112.2	28.349	13.928	112.4	14.057	98.5	6:44.895	17.59	5:27.093	10:47:17.343
16 -	22.255	115.1	27.965	14.049	112.0	13.892	100.0	1:18.161	91.15	0.359	10:48:35.504
17 -	22.026	117.3	27.928	13.762	115.9	14.086	98.9	1:17.802 (1)	91.57		10:49:53.306
18 -	22.246	115.9	27.913	13.807	112.9	13.964	100.3	1:17.930 (2)	91.42	0.128	10:51:11.236

Weather / Track : Sunny / Dry

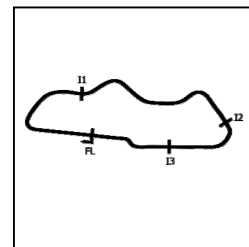
Donington Park National
 Circuit Length = 1.9790 miles
 Start: 10:20 Flag 10:50 End: 10:51

MCRCB BULLETIN TK016

2021 Bennetts British Superbike Championship - Round 5

2021 Honda British Talent Cup

FREE PRACTICE 1 - SECTOR ANALYSIS



SECTOR 1 = FL to I1, SECTOR 2 = I1 to I2, SECTOR 3 = I2 to I3, SECTOR 4 = I3 to FL, DIFF = Difference To Personal Best Lap, P = Crossed Finish Line in Pit Lane, D = Time Disallowed

P11 52		Evan BELFORD				Honda - City Lifting by RS Racing						
IDEAL LAP TIME : 1:17.676		BEST LAP TIME : 1:17.827				DIFFERENCE : 0.151						
LAP	SECTOR 1	SECTOR 2	SECTOR 3	SECTOR 4	LAP TIME	MPH	DIFF	TIME OF DAY				
1 -	OUTLAP	94.3	31.847	14.725	117.5	16.189	101.0		10:21:36.988			
2 -	23.464	107.8	29.450	14.064	117.9	14.927	102.4	1:21.905	86.98	4.078	10:22:58.893	
3 -	22.899	101.9	30.136	14.093	118.1	14.640	102.4	1:21.768	87.13	3.941	10:24:20.661	
4 -	22.540	106.3	29.481	13.868	118.1	14.650	104.2	1:20.539	88.46	2.712	10:25:41.200	
5 -	23.187	92.3	29.924	13.893	115.7	14.662	102.4	1:21.666	87.24	3.839	10:27:02.866	
6 -	22.358	111.1	29.738	14.938	114.9	IN PIT		1:27.053	P	81.84	9.226	10:28:29.919
7 -	OUTLAP	94.9	30.971	14.313	114.3	14.852	100.7	9:57.333	11.92	8:39.506	10:38:27.252	
8 -	22.475	110.9	28.865	15.311	112.5	14.499	101.8	1:21.150	87.79	3.323	10:39:48.402	
9 -	22.241	110.7	28.258	14.092	114.7	14.298	101.8	1:18.889	90.31	1.062	10:41:07.291	
10 -	22.300	105.5	28.379	14.096	114.3	14.041	101.5	1:18.816	(2)	90.39	0.989	10:42:26.107
11 -	22.306	106.5	28.974	13.868	117.3	14.274	101.2	1:19.422	89.70	1.595	10:43:45.529	
12 -	22.063	112.9	28.694	14.105	114.3	14.227	102.1	1:19.089	90.08	1.262	10:45:04.618	
13 -	22.043	114.3	28.292	14.399	114.5	14.121	101.5	1:18.855	90.35	1.028	10:46:23.473	
14 -	22.150	116.1	28.315	14.210	114.1	14.163	100.7	1:18.838	(3)	90.37	1.011	10:47:42.311
15 -	22.118	114.1	27.829	13.882	115.1	13.998	100.7	1:17.827	(1)	91.54		10:49:00.138
16 -	22.071	110.7	28.999	13.806	116.1	14.020	101.2	1:18.896	90.30	1.069	10:50:19.034	

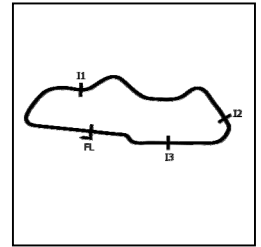
P12 66		Rossi DOBSON				Honda - WM Racing						
IDEAL LAP TIME : 1:18.267		BEST LAP TIME : 1:18.328				DIFFERENCE : 0.061						
LAP	SECTOR 1	SECTOR 2	SECTOR 3	SECTOR 4	LAP TIME	MPH	DIFF	TIME OF DAY				
1 -	OUTLAP	87.1	32.169	14.895	113.1	16.694	100.3		10:21:37.353			
2 -	23.903	98.1	30.743	14.677	114.9	15.171	101.2	1:24.494	84.32	6.166	10:23:01.847	
3 -	23.415	101.9	29.815	14.428	116.3	14.459	103.2	1:22.117	86.76	3.789	10:24:23.964	
4 -	23.094	101.6	30.044	14.278	116.1	14.358	101.6	1:21.774	87.12	3.446	10:25:45.738	
5 -	22.978	106.8	29.201	14.028	115.5	14.919	102.9	1:21.126	87.82	2.798	10:27:06.864	
6 -	22.847	106.5	29.098	14.394	112.7	14.831	100.7	1:21.170	87.77	2.842	10:28:28.034	
7 -	22.831	108.2	29.285	14.649	111.4	14.488	102.9	1:21.253	87.68	2.925	10:29:49.287	
8 -	23.329	101.0	30.335	15.025	101.3	IN PIT		1:27.054	P	81.84	8.726	10:31:16.341
9 -	OUTLAP	92.6	32.240	14.701	112.2	14.487	101.5	1:57.055	60.86	38.727	10:33:13.396	
10 -	22.686	105.1	28.863	14.150	112.7	14.146	101.8	1:19.845	89.23	1.517	10:34:33.241	
11 -	23.681	99.4	30.828	15.538	102.7	16.188	88.1	1:26.235	82.61	7.907	10:35:59.476	
12 -	24.055	108.4	28.611	14.294	113.7	13.968	103.4	1:20.928	88.03	2.600	10:37:20.404	
13 -	22.508	109.8	28.785	14.007	114.7	14.102	102.1	1:19.402	89.72	1.074	10:38:39.806	
14 -	22.602	110.1	28.281	14.152	112.0	14.337	100.9	1:19.372	(3)	89.76	1.044	10:39:59.178
15 -	22.578	108.2	28.508	14.254	111.4	IN PIT		1:22.249	P	86.62	3.921	10:41:21.427
16 -	OUTLAP	98.5	30.497	15.419	106.0	14.806	99.7	1:34.392	75.47	16.064	10:42:55.819	
17 -	22.589	108.5	28.763	14.456	112.4	14.346	101.0	1:20.154	88.88	1.826	10:44:15.973	
18 -	22.383	110.0	28.556	14.397	112.4	14.079	100.9	1:19.415	89.71	1.087	10:45:35.388	
19 -	22.413	111.8	28.535	14.170	113.5	13.940	102.1	1:19.058	(2)	90.11	0.730	10:46:54.446
20 -	23.260	95.8	30.339	14.912	107.3	IN PIT		1:26.850	P	82.03	8.522	10:48:21.296
21 -	OUTLAP	108.2	28.760	14.075	113.3	14.214	102.4	1:32.121	77.34	13.793	10:49:53.417	
22 -	22.413	108.4	28.049	13.895	114.9	13.971	103.2	1:18.328	(1)	90.95		10:51:11.745

MCRCB BULLETIN TK016

2021 Bennetts British Superbike Championship - Round 5

2021 Honda British Talent Cup

FREE PRACTICE 1 - SECTOR ANALYSIS



SECTOR 1 = FL to I1, SECTOR 2 = I1 to I2, SECTOR 3 = I2 to I3, SECTOR 4 = I3 to FL, DIFF = Difference To Personal Best Lap, P = Crossed Finish Line in Pit Lane, D = Time Disallowed

P13 4		Sullivan MOUNSEY				Honda - iForce Lloyd & Jones						
IDEAL LAP TIME : 1:18.189		BEST LAP TIME : 1:18.707				DIFFERENCE : 0.518						
LAP	SECTOR 1	SECTOR 2	SECTOR 3	SECTOR 4	LAP TIME	MPH	DIFF	TIME OF DAY				
1 -	OUTLAP	92.0	31.884	14.589	117.3	16.429	102.4		10:21:37.718			
2 -	23.717	102.4	30.618	14.441	116.9	14.911	103.4	1:23.687	85.13	4.980	10:23:01.405	
3 -	23.273	106.1	29.545	14.149	116.5	14.672	103.8	1:21.639	87.27	2.932	10:24:23.044	
4 -	22.867	108.2	29.163	13.994	118.3	14.586	103.2	1:20.610	88.38	1.903	10:25:43.654	
5 -	22.815	104.3	29.060	13.773	117.7	14.573	105.0	1:20.221	88.81	1.514	10:27:03.875	
6 -	22.732	107.7	29.123	14.046	114.5	14.429	103.8	1:20.330	88.69	1.623	10:28:24.205	
7 -	22.451	112.4	28.895	14.068	113.7	14.248	103.5	1:19.662	89.43	0.955	10:29:43.867	
8 -	22.521	109.1	28.653	13.643	119.4	13.890	102.7	1:18.707 (1)	90.52		10:31:02.574	
9 -	22.469	113.5	29.335	14.231	114.5	14.233	103.4	1:20.268	88.76	1.561	10:32:22.842	
10 -	22.445	109.6	28.571	14.043	113.1	14.423	102.9	1:19.482	89.63	0.775	10:33:42.324	
11 -	22.661	106.8	29.100	14.054	113.1	14.277	102.2	1:20.092	88.95	1.385	10:35:02.416	
12 -	22.422	111.2	28.601	14.072	112.7	14.001	103.2	1:19.096 (3)	90.07	0.389	10:36:21.512	
13 -	22.299	108.2	28.804	14.038	114.1	14.040	102.7	1:19.181	89.97	0.474	10:37:40.693	
14 -	22.174	110.5	28.596	14.033	114.7	14.032	102.9	1:18.835 (2)	90.37	0.128	10:38:59.528	
15 -	22.085	113.9	31.037	14.287	112.5		IN PIT	1:26.073	P	82.77	7.366	10:40:25.601

P14 23		Rhys STEPHENSON				Honda - Rocket Racing					
IDEAL LAP TIME : 1:18.397		BEST LAP TIME : 1:18.976				DIFFERENCE : 0.579					
LAP	SECTOR 1	SECTOR 2	SECTOR 3	SECTOR 4	LAP TIME	MPH	DIFF	TIME OF DAY			
1 -	OUTLAP	83.7	32.837	14.517	112.7	15.756	99.2		10:21:51.793		
2 -	24.335	99.8	30.186	14.252	112.7	14.953	99.4	1:23.726	85.09	4.750	10:23:15.519
3 -	23.927	103.8	30.001	14.173	113.5	14.780	100.9	1:22.881	85.96	3.905	10:24:38.400
4 -	23.646	105.0	29.248	14.153	112.9	14.427	100.6	1:21.474	87.44	2.498	10:25:59.874
5 -	23.615	106.1	29.170	14.258	112.9	14.520	98.1	1:21.563	87.35	2.587	10:27:21.437
6 -	23.481	106.6	29.880	14.352	109.6	14.484	99.1	1:22.197	86.67	3.221	10:28:43.634
7 -	23.427	111.8	28.727	14.127	111.4	14.986	98.3	1:21.267	87.66	2.291	10:30:04.901
8 -	23.428	110.5	28.775	14.009	113.3	14.322	99.8	1:20.534	88.46	1.558	10:31:25.435
9 -	23.162	107.7	29.073	14.174	112.0	14.039	100.7	1:20.448	88.56	1.472	10:32:45.883
10 -	23.198	110.0	28.710	14.015	112.4	14.180	100.7	1:20.103	88.94	1.127	10:34:05.986
11 -	22.594	112.4	28.622	14.118	111.2	13.993	100.6	1:19.327 (2)	89.81	0.351	10:35:25.313
12 -	23.041	108.0	28.441	14.046	112.4	13.832	101.8	1:19.360 (3)	89.77	0.384	10:36:44.673
13 -	22.851	110.3	28.469	13.917	114.1	14.225	100.6	1:19.462	89.66	0.486	10:38:04.135
14 -	23.112	107.7	28.899	13.831	115.1	14.591	97.1	1:20.433	88.57	1.457	10:39:24.568
15 -	22.960	108.0	29.026	14.140	109.6	14.145	99.5	1:20.271	88.75	1.295	10:40:44.839
16 -	22.952	108.5	28.632	14.161	109.6	14.022	98.9	1:19.767	89.31	0.791	10:42:04.606
17 -	22.950	108.2	28.333	14.291	110.3	14.335	100.4	1:19.909	89.15	0.933	10:43:24.515
18 -	22.905	105.1	28.813	14.065	111.2	13.952	100.6	1:19.735	89.35	0.759	10:44:44.250
19 -	22.673	109.1	28.635	14.252	111.1	14.091	100.4	1:19.651	89.44	0.675	10:46:03.901
20 -	23.490	109.1	28.194	14.092	111.1	14.067	100.3	1:19.843	89.23	0.867	10:47:23.744
21 -	22.749	111.4	28.423	14.099	113.3	14.655	102.9	1:19.926	89.14	0.950	10:48:43.670
22 -	22.540	110.9	28.414	13.996	112.2	14.026	100.6	1:18.976 (1)	90.21		10:50:02.646
23 -	22.779	106.3	28.542	14.295	114.3	14.477	98.6	1:20.093	88.95	1.117	10:51:22.739

Weather / Track : Sunny / Dry

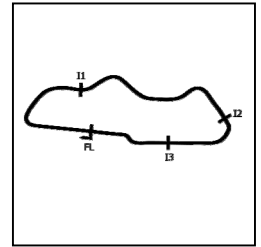
Donington Park National
Circuit Length = 1.9790 miles
Start: 10:20 Flag 10:50 End: 10:51

MCRCB BULLETIN TK016

2021 Bennetts British Superbike Championship - Round 5

2021 Honda British Talent Cup

FREE PRACTICE 1 - SECTOR ANALYSIS



SECTOR 1 = FL to I1, SECTOR 2 = I1 to I2, SECTOR 3 = I2 to I3, SECTOR 4 = I3 to FL, DIFF = Difference To Personal Best Lap, P = Crossed Finish Line in Pit Lane, D = Time Disallowed

P15		5		Mason JOHNSON				Honda - Johnson Racing				
IDEAL LAP TIME : 1:18.364		BEST LAP TIME : 1:18.994		DIFFERENCE : 0.630								
LAP	SECTOR 1	SECTOR 2	SECTOR 3	SECTOR 4	LAP TIME	MPH	DIFF	TIME OF DAY				
1 -	OUTLAP	90.0	30.813	14.689	115.1	15.742	98.6				10:21:34.005	
2 -	23.602	101.2	30.678	14.258	117.1	15.614	101.2	1:24.152	84.66	5.158	10:22:58.157	
3 -	23.458	101.0	29.666	14.127	115.1	14.540	100.3	1:21.791	87.10	2.797	10:24:19.948	
4 -	22.879	102.9	29.421	14.059	114.7	14.789	100.3	1:21.148	87.79	2.154	10:25:41.096	
5 -	23.575	89.7	29.895	13.983	113.1	14.761	102.6	1:22.214	86.65	3.220	10:27:03.310	
6 -	22.684	104.0	28.950	14.213	112.0	14.586	101.5	1:20.433	88.57	1.439	10:28:23.743	
7 -	22.425	114.3	28.844	14.056	112.9	14.469	99.8	1:19.794	89.28	0.800	10:29:43.537	
8 -	22.528	116.9	28.598	13.953	113.7	14.418	99.7	1:19.497	89.62	0.503	10:31:03.034	
9 -	22.743	106.5	28.856	14.219	115.5	14.853	99.5	1:20.671	88.31	1.677	10:32:23.705	
10 -	22.852	108.5	28.669	13.867	114.1	14.417	100.3	1:19.805	89.27	0.811	10:33:43.510	
11 -	22.457	115.3	28.595	13.982	112.0	14.170	100.7	1:19.204	89.95	0.210	10:35:02.714	
12 -	22.301	108.2	28.624	13.967	113.9	14.238	101.0	1:19.130	90.03	0.136	10:36:21.844	
13 -	22.385	109.1	30.257	14.568	109.6	IN PIT		1:26.863	P	7.869	10:37:48.707	
14 -	OUTLAP	101.3	29.593	14.377	111.4	14.406	98.6	3:16.117	36.32	1:57.123	10:41:04.824	
15 -	22.710	110.7	28.912	14.407	110.1	14.597	98.5	1:20.626	88.36	1.632	10:42:25.450	
16 -	22.816	111.8	28.760	14.180	112.9	14.499	100.4	1:20.255	88.77	1.261	10:43:45.705	
17 -	22.301	112.7	28.644	13.981	114.1	14.159	101.9	1:19.085	(2)	90.08	0.091	10:45:04.790
18 -	22.143	110.0	28.387	14.383	113.7	14.517	101.0	1:19.430	89.69	0.436	10:46:24.220	
19 -	22.277	111.2	28.405	14.124	114.7	14.317	99.4	1:19.123	(3)	90.04	0.129	10:47:43.343
20 -	22.399	111.4	28.236	14.121	112.7	14.238	99.1	1:18.994	(1)	90.19		10:49:02.337
21 -	22.387	109.8	28.806	13.826	116.3	14.334	98.8	1:19.353	89.78	0.359	10:50:21.690	

P16		29		Lucas BROWN				Honda - Amphibian Scaffolding / SP125 Racing				
IDEAL LAP TIME : 1:18.871		BEST LAP TIME : 1:19.048		DIFFERENCE : 0.177								
LAP	SECTOR 1	SECTOR 2	SECTOR 3	SECTOR 4	LAP TIME	MPH	DIFF	TIME OF DAY				
1 -	OUTLAP	96.6	30.996	14.811	110.5	15.546	97.5				10:21:32.955	
2 -	24.230	100.1	30.289	14.267	113.1	15.175	101.3	1:23.961	84.85	4.913	10:22:56.916	
3 -	23.799	96.6	29.331	14.540	112.5	14.916	99.2	1:22.586	86.26	3.538	10:24:19.502	
4 -	23.101	106.3	28.824	14.177	113.3	14.709	99.2	1:20.811	88.16	1.763	10:25:40.313	
5 -	23.928	87.3	29.729	14.150	111.8	14.693	99.8	1:22.500	86.35	3.452	10:27:02.813	
6 -	23.031	113.3	28.917	14.213	110.9	14.458	99.8	1:20.619	88.37	1.571	10:28:23.432	
7 -	22.926	105.8	29.041	14.257	112.7	14.686	100.0	1:20.910	88.05	1.862	10:29:44.342	
8 -	22.677	110.1	28.681	14.081	114.1	14.222	100.1	1:19.661	89.43	0.613	10:31:04.003	
9 -	22.800	111.4	28.507	14.260	114.1	14.339	102.1	1:19.906	89.16	0.858	10:32:23.909	
10 -	23.009	107.2	28.667	14.091	112.9	14.512	101.5	1:20.279	88.74	1.231	10:33:44.188	
11 -	22.738	112.7	29.035	14.114	113.7	14.414	101.9	1:20.301	88.72	1.253	10:35:04.489	
12 -	22.886	114.5	28.918	14.034	115.3	14.800	100.9	1:20.638	88.35	1.590	10:36:25.127	
13 -	22.611	110.7	28.240	14.165	114.1	14.165	100.7	1:19.181	(2)	89.97	0.133	10:37:44.308
14 -	22.711	114.7	29.172	14.995	109.4	14.631	98.1	1:21.509	87.40	2.461	10:39:05.817	
15 -	22.795	114.3	29.288	14.453	110.5	IN PIT		1:26.872	P	7.824	10:40:32.689	
16 -	OUTLAP	104.0	32.996	14.890	104.2	15.046	98.5	3:25.876	34.60	2:06.828	10:43:58.565	
17 -	22.957	98.2	29.008	14.765	109.6	14.455	100.1	1:21.185	87.75	2.137	10:45:19.750	
18 -	22.608	110.1	28.362	14.232	112.9	14.253	101.0	1:19.455	(3)	89.66	0.407	10:46:39.205
19 -	22.570	110.5	28.159	14.069	112.5	14.250	99.8	1:19.048	(1)	90.13		10:47:58.253
20 -	22.812	107.5	28.435	13.977	114.3	14.434	99.5	1:19.658	89.44	0.610	10:49:17.911	
21 -	22.929	96.4	29.929	14.745	111.1	15.074	96.5	1:22.677	86.17	3.629	10:50:40.588	

Weather / Track : Sunny / Dry

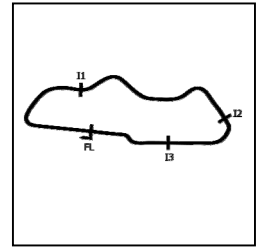
Donington Park National
Circuit Length = 1.9790 miles
Start: 10:20 Flag 10:50 End: 10:51

MCRCB BULLETIN TK016

2021 Bennetts British Superbike Championship - Round 5

2021 Honda British Talent Cup

FREE PRACTICE 1 - SECTOR ANALYSIS



SECTOR 1 = FL to I1, SECTOR 2 = I1 to I2, SECTOR 3 = I2 to I3, SECTOR 4 = I3 to FL, DIFF = Difference To Personal Best Lap, P = Crossed Finish Line in Pit Lane, D = Time Disallowed

P17 21		Troy JEFFREY				Honda - Stiggymotorsport						
IDEAL LAP TIME : 1:18.617		BEST LAP TIME : 1:19.078				DIFFERENCE : 0.461						
LAP	SECTOR 1	SECTOR 2	SECTOR 3	SECTOR 4	LAP TIME	MPH	DIFF	TIME OF DAY				
1 -	OUTLAP	93.4	30.781	14.436	113.9	15.006	101.5		10:22:09.573			
2 -	23.030	107.0	29.113	14.043	114.5	14.815	101.9	1:21.001	87.95	1.923	10:23:30.574	
3 -	22.906	99.8	29.360	13.994	115.7	14.802	103.0	1:21.062	87.89	1.984	10:24:51.636	
4 -	22.735	106.5	28.830	14.159	115.1	14.279	102.6	1:20.003	89.05	0.925	10:26:11.639	
5 -	22.924	108.9	29.471	16.015	108.4	14.346	102.7	1:22.756	86.09	3.678	10:27:34.395	
6 -	22.540	112.0	28.757	14.058	114.5	14.423	101.2	1:19.778	89.30	0.700	10:28:54.173	
7 -	22.579	111.6	28.865	14.400	113.7	14.456	100.9	1:20.300	88.72	1.222	10:30:14.473	
8 -	22.427	110.0	28.793	14.148	114.5	14.223	102.2	1:19.591	89.51	0.513	10:31:34.064	
9 -	22.694	106.3	30.194	14.598	113.9	14.598	101.0	1:22.084	86.79	3.006	10:32:56.148	
10 -	22.843	108.4	28.736	14.173	114.9	14.347	102.1	1:20.099	88.94	1.021	10:34:16.247	
11 -	22.308	114.9	28.463	14.269	115.1	14.566	103.2	1:19.606	89.49	0.528	10:35:35.853	
12 -	22.386	110.5	28.429	14.290	114.1	14.133	102.1	1:19.238	89.91	0.160	10:36:55.091	
13 -	22.168	117.5	28.598	17.499	103.0	IN PIT		1:30.729	P	78.52	11.651	10:38:25.820
14 -	OUTLAP	101.6	29.094	14.344	113.5	14.779	99.7	3:55.763	30.21	2:36.685	10:42:21.583	
15 -	22.727	108.2	29.000	14.348	113.7	15.261	100.4	1:21.336	87.59	2.258	10:43:42.919	
16 -	22.625	110.7	29.073	14.411	114.1	14.609	99.5	1:20.718	88.26	1.640	10:45:03.637	
17 -	22.488	110.5	28.736	14.629	115.9	14.599	102.4	1:20.452	88.55	1.374	10:46:24.089	
18 -	22.231	111.8	28.435	14.045	116.1	14.390	101.8	1:19.101	(2)	90.07	0.023	10:47:43.190
19 -	22.211	110.5	28.427	14.054	115.3	14.386	101.2	1:19.078	(1)	90.09		10:49:02.268
20 -	22.183	107.7	28.867	13.889	116.7	14.290	101.2	1:19.229	(3)	89.92	0.151	10:50:21.497

P18 14		Evann PENDRILL				Honda - EPRacing / SP125 Racing						
IDEAL LAP TIME : 1:18.782		BEST LAP TIME : 1:19.250				DIFFERENCE : 0.468						
LAP	SECTOR 1	SECTOR 2	SECTOR 3	SECTOR 4	LAP TIME	MPH	DIFF	TIME OF DAY				
1 -	OUTLAP	91.8	30.543	14.252	113.9	15.787	99.1		10:21:34.284			
2 -	23.474	105.6	30.363	14.255	115.7	15.191	99.1	1:23.283	85.54	4.033	10:22:57.567	
3 -	23.329	100.7	29.346	14.495	113.3	14.976	100.0	1:22.146	86.73	2.896	10:24:19.713	
4 -	22.992	106.0	29.154	13.923	114.5	14.717	99.7	1:20.786	88.19	1.536	10:25:40.499	
5 -	23.845	87.0	29.787	14.192	111.2	14.896	98.6	1:22.720	86.12	3.470	10:27:03.219	
6 -	23.173	101.6	28.965	14.336	112.7	15.023	98.6	1:21.497	87.42	2.247	10:28:24.716	
7 -	22.741	116.3	29.017	14.163	112.2	14.408	98.9	1:20.329	88.69	1.079	10:29:45.045	
8 -	22.334	117.3	28.762	13.992	114.1	14.162	100.1	1:19.250	(1)	89.90		10:31:04.295
9 -	22.710	109.1	28.647	14.059	115.9	14.540	100.9	1:19.956	89.10	0.706	10:32:24.251	
10 -	22.938	106.3	28.551	13.987	112.2	14.586	102.2	1:20.062	88.98	0.812	10:33:44.313	
11 -	22.784	110.9	28.647	13.920	113.3	14.542	97.6	1:19.893	89.17	0.643	10:35:04.206	
12 -	22.731	113.9	29.089	14.037	114.7	14.539	97.6	1:20.396	88.61	1.146	10:36:24.602	
13 -	22.342	118.1	28.643	14.147	111.4	14.388	98.1	1:19.520	(3)	89.59	0.270	10:37:44.122
14 -	22.450	118.1	29.585	15.300	107.5	IN PIT		1:29.236	P	79.84	9.986	10:39:13.358
15 -	OUTLAP	107.8	29.216	14.172	110.3	14.549	98.1	3:18.523	35.88	1:59.273	10:42:31.881	
16 -	22.827	116.1	28.464	14.182	111.8	14.333	98.3	1:19.806	89.27	0.556	10:43:51.687	
17 -	22.251	116.7	28.981	14.469	112.4	14.787	99.8	1:20.488	88.51	1.238	10:45:12.175	
18 -	22.892	104.2	28.488	14.270	109.8	14.404	97.9	1:20.054	88.99	0.804	10:46:32.229	
19 -	22.370	116.1	28.524	14.208	110.0	14.389	98.1	1:19.491	(2)	89.62	0.241	10:47:51.720
20 -	23.474	102.2	28.474	13.955	112.7	14.147	98.9	1:20.050	89.00	0.800	10:49:11.770	
21 -	22.443	114.9	28.717	14.100	110.7	14.712	96.9	1:19.972	89.08	0.722	10:50:31.742	

Weather / Track : Sunny / Dry

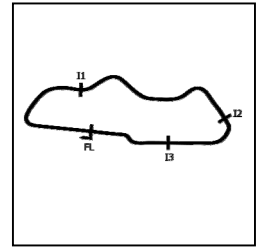
Donington Park National
Circuit Length = 1.9790 miles
Start: 10:20 Flag 10:50 End: 10:51

MCRCB BULLETIN TK016

2021 Bennetts British Superbike Championship - Round 5

2021 Honda British Talent Cup

FREE PRACTICE 1 - SECTOR ANALYSIS



SECTOR 1 = FL to I1, SECTOR 2 = I1 to I2, SECTOR 3 = I2 to I3, SECTOR 4 = I3 to FL, DIFF = Difference To Personal Best Lap, P = Crossed Finish Line in Pit Lane, D = Time Disallowed

P19 2		Rhys COATES				Honda - Ernie Coates Race Support / SP125 Racing					
IDEAL LAP TIME : 1:19.381		BEST LAP TIME : 1:19.842				DIFFERENCE : 0.461					
LAP	SECTOR 1	SECTOR 2	SECTOR 3	SECTOR 4	LAP TIME	MPH	DIFF	TIME OF DAY			
1 -	OUTLAP	101.6	29.571	14.395	111.6	15.482	98.3		10:21:30.693		
2 -	23.918	104.8	29.950	14.174	112.5	15.243	99.5	1:23.285	85.54	3.443	10:22:53.978
3 -	23.498	109.6	29.257	14.157	114.3	14.798	99.7	1:21.710	87.19	1.868	10:24:15.688
4 -	23.411	109.2	29.093	14.102	115.3	14.966	99.8	1:21.572	87.34	1.730	10:25:37.260
5 -	23.049	110.1	28.952	14.154	111.8	15.154	97.9	1:21.309	87.62	1.467	10:26:58.569
6 -	23.091	110.9	29.447	14.226	110.0	15.207	98.2	1:21.971	86.91	2.129	10:28:20.540
7 -	23.160	109.4	29.178	14.242	112.4	14.907	98.9	1:21.487	87.43	1.645	10:29:42.027
8 -	23.009	110.1	28.757	14.004	113.9	14.820	98.9	1:20.590	88.40	0.748	10:31:02.617
9 -	22.985	111.8	28.909	14.242	115.9	14.896	99.7	1:21.032	87.92	1.190	10:32:23.649
10 -	22.750	110.0	28.600	13.990	111.8	14.941	100.1	1:20.281	88.74	0.439	10:33:43.930
11 -	22.567	112.4	28.851	14.003	113.5	14.737	98.2	1:20.158 (3)	88.88	0.316	10:35:04.088
12 -	22.640	112.9	29.170	14.075	112.7	15.063	99.4	1:20.948	88.01	1.106	10:36:25.036
13 -	22.861	110.0	29.203	14.169	113.5	IN PIT		1:26.902 P	81.98	7.060	10:37:51.938
14 -	OUTLAP	101.2	29.088	14.187	112.9	15.126	98.5	4:40.823	25.37	3:20.981	10:42:32.761
15 -	23.128	102.7	29.187	14.288	113.3	14.754	98.8	1:21.357	87.57	1.515	10:43:54.118
16 -	22.802	112.4	29.364	14.153	112.9	14.699	98.6	1:21.018	87.93	1.176	10:45:15.136
17 -	22.739	107.3	28.898	14.169	114.1	14.726	99.8	1:20.532	88.46	0.690	10:46:35.668
18 -	22.476	108.2	28.674	14.041	114.1	14.651	98.5	1:19.842 (1)	89.23		10:47:55.510
19 -	22.669	107.5	29.129	14.189	116.7	15.335	100.3	1:21.322	87.61	1.480	10:49:16.832
20 -	22.944	107.5	28.395	13.962	113.1	14.548	99.4	1:19.849 (2)	89.22	0.007	10:50:36.681

P20 33		JJ CUNNINGHAM				Honda - Thornycroft56 / JCRsupersport					
IDEAL LAP TIME : 1:19.618		BEST LAP TIME : 1:19.894				DIFFERENCE : 0.276					
LAP	SECTOR 1	SECTOR 2	SECTOR 3	SECTOR 4	LAP TIME	MPH	DIFF	TIME OF DAY			
1 -	OUTLAP	79.6	35.509	15.416	108.9	16.977	95.7		10:21:44.881		
2 -	24.799	90.8	31.118	14.908	111.6	15.813	98.8	1:26.638	82.23	6.744	10:23:11.519
3 -	23.843	91.5	30.049	14.480	112.4	15.508	98.2	1:23.880	84.93	3.986	10:24:35.399
4 -	23.769	93.3	30.069	14.431	111.1	15.484	98.5	1:23.753	85.06	3.859	10:25:59.152
5 -	23.374	96.6	29.814	14.567	109.2	15.013	97.6	1:22.768	86.07	2.874	10:27:21.920
6 -	23.452	100.6	29.780	14.461	110.5	15.285	100.0	1:22.978	85.86	3.084	10:28:44.898
7 -	23.130	101.9	29.586	14.463	109.6	14.832	100.4	1:22.011	86.87	2.117	10:30:06.909
8 -	22.768	101.0	29.155	14.154	113.5	14.503	100.9	1:20.580 (3)	88.41	0.686	10:31:27.489
9 -	22.866	100.4	29.514	14.121	114.3	15.042	100.4	1:21.543	87.37	1.649	10:32:49.032
10 -	23.453	92.3	30.593	14.336	112.4	15.106	99.2	1:23.488	85.33	3.594	10:34:12.520
11 -	23.773	96.6	29.190	14.477	109.6	14.842	99.2	1:22.282	86.58	2.388	10:35:34.802
12 -	22.824	98.9	29.000	14.575	112.2	14.406	101.0	1:20.805	88.17	0.911	10:36:55.607
13 -	22.616	101.5	29.043	14.604	109.8	14.807	98.6	1:21.070	87.88	1.176	10:38:16.677
14 -	22.929	100.0	28.811	14.422	108.9	14.624	98.9	1:20.786	88.19	0.892	10:39:37.463
15 -	22.975	98.2	29.222	14.320	109.6	14.876	100.1	1:21.393	87.53	1.499	10:40:58.856
16 -	22.801	99.2	29.983	15.575	96.8	IN PIT		1:28.992 P	80.05	9.098	10:42:27.848
17 -	OUTLAP	95.7	29.857	14.742	110.0	14.667	99.5	3:21.489	35.35	2:01.595	10:45:49.337
18 -	22.773	108.7	28.650	14.249	111.4	14.917	98.3	1:20.589	88.40	0.695	10:47:09.926
19 -	23.143	103.0	29.000	14.173	111.8	14.535	100.3	1:20.851	88.12	0.957	10:48:30.777
20 -	22.681	103.5	28.881	14.007	112.4	14.472	98.9	1:20.041 (2)	89.01	0.147	10:49:50.818
21 -	22.850	101.6	28.650	14.049	111.4	14.345	100.4	1:19.894 (1)	89.17		10:51:10.712

Weather / Track : Sunny / Dry

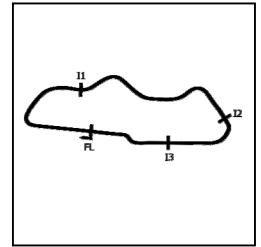
Donington Park National
Circuit Length = 1.9790 miles
Start: 10:20 Flag 10:50 End: 10:51

MCRCB BULLETIN TK016

2021 Bennetts British Superbike Championship - Round 5

2021 Honda British Talent Cup

FREE PRACTICE 1 - SECTOR ANALYSIS



SECTOR 1 = FL to I1, SECTOR 2 = I1 to I2, SECTOR 3 = I2 to I3, SECTOR 4 = I3 to FL, DIFF = Difference To Personal Best Lap, P = Crossed Finish Line in Pit Lane, D = Time Disallowed

P21 8		Ross MOORE				Honda - B Moore Honda			
IDEAL LAP TIME : 1:19.158		BEST LAP TIME : 1:19.987				DIFFERENCE : 0.829			
LAP	SECTOR 1	SECTOR 2	SECTOR 3	SECTOR 4	LAP TIME	MPH	DIFF	TIME OF DAY	
1 -	OUTLAP	79.9	32.390	15.147 112.5	15.704 99.5			10:21:40.381	
2 -	23.952	97.1	30.370	14.221 115.5	15.073 100.3	1:23.616	85.20	3.629 10:23:03.997	
3 -	23.311	101.8	29.245	14.085 116.1	14.328 101.5	1:20.969	87.99	0.982 10:24:24.966	
4 -	23.108	100.1	29.466	14.126 116.9	14.572 102.9	1:21.272	87.66	1.285 10:25:46.238	
5 -	22.876	102.9	28.966	13.999 115.9	14.919 103.0	1:20.760	88.21	0.773 10:27:06.998	
6 -	23.089	98.5	29.091	14.276 114.1	15.086 100.6	1:21.542	87.37	1.555 10:28:28.540	
7 -	23.226	103.2	29.422	14.187 115.5	14.832 94.1	1:21.667	87.24	1.680 10:29:50.207	
8 -	23.274	105.1	29.287	14.506 112.5	14.577 99.2	1:21.644	87.26	1.657 10:31:11.851	
9 -	23.031	106.3	28.864	14.166 113.7	14.674 100.3	1:20.735	88.24	0.748 10:32:32.586	
10 -	23.056	110.1	29.553	14.281 112.5	14.679 99.7	1:21.569	87.34	1.582 10:33:54.155	
11 -	23.207	109.4	28.904	14.205 113.9	14.337 100.0	1:20.653	88.33	0.666 10:35:14.808	
12 -	22.959	107.3	29.238	14.153 114.1	14.453 100.6	1:20.803	88.17	0.816 10:36:35.611	
13 -	22.993	106.0	29.027	14.380 113.9	14.540 99.4	1:20.940	88.02	0.953 10:37:56.551	
14 -	22.547 110.5	29.144	15.421 114.1	14.396 100.3	1:21.508	87.41	1.521 10:39:18.059		
15 -	22.723	101.3	29.324	14.067 114.5	14.185 100.9	1:20.299	88.72	0.312 10:40:38.358	
16 -	22.932	105.6	28.549	14.254 113.5	14.337 101.0	1:20.072 (2)	88.97	0.085 10:41:58.430	
17 -	23.330	104.0	29.113	14.477 114.1	14.681 100.6	1:21.601	87.31	1.614 10:43:20.031	
18 -	23.043	109.4	28.914	13.933 116.3	14.645 99.7	1:20.535	88.46	0.548 10:44:40.566	
19 -	22.615	108.9	28.809	14.235 113.7	14.328 100.3	1:19.987 (1)	89.07	10:46:00.553	
20 -	22.761	107.5	28.906	14.091 113.5	14.717 97.6	1:20.475	88.53	0.488 10:47:21.028	
21 -	23.251	106.6	28.546	14.363 112.9	14.459 99.2	1:20.619	88.37	0.632 10:48:41.647	
22 -	22.494	108.7	28.568	14.466 110.0	14.738 99.7	1:20.266 (3)	88.76	0.279 10:50:01.913	
23 -	23.137	104.0	28.841	14.227 113.9	15.678 98.8	1:21.883	87.01	1.896 10:51:23.796	

P22 61		Harrison MACKAY				Honda - True Heroes Racing / Super Soco			
IDEAL LAP TIME : 1:19.599		BEST LAP TIME : 1:20.003				DIFFERENCE : 0.404			
LAP	SECTOR 1	SECTOR 2	SECTOR 3	SECTOR 4	LAP TIME	MPH	DIFF	TIME OF DAY	
1 -	OUTLAP	98.5	31.615	14.268 117.3	15.704 103.2			10:22:57.866	
2 -	23.483	102.7	30.986	14.519 117.3	14.972 102.6	1:23.960	84.85	3.957 10:24:21.826	
3 -	23.263	109.1	29.637	14.105 116.3	14.755 102.4	1:21.760	87.14	1.757 10:25:43.586	
4 -	23.118	103.4	30.500	14.518 115.1	15.006 102.4	1:23.142	85.69	3.139 10:27:06.728	
5 -	23.533	107.3	29.634	14.081 115.9	15.063 101.8	1:22.311	86.55	2.308 10:28:29.039	
6 -	23.656	107.3	29.344	14.052 115.1	14.849 101.8	1:21.901	86.99	1.898 10:29:50.940	
7 -	23.038	111.6	29.561	14.328 114.7	14.705 101.9	1:21.632	87.27	1.629 10:31:12.572	
8 -	22.971 116.1	29.148	14.126 114.9	14.694 101.9	1:20.939	88.02	0.936 10:32:33.511		
9 -	22.954	114.7	29.489	14.101 114.9	14.833 101.9	1:21.377	87.55	1.374 10:33:54.888	
10 -	23.096	113.1	29.197	14.032 113.3	14.715 101.8	1:21.040	87.91	1.037 10:35:15.928	
11 -	22.870	111.1	29.130	13.991 114.7	14.612 101.6	1:20.603	88.39	0.600 10:36:36.531	
12 -	22.889	111.2	29.041	14.117 115.3	14.492 102.1	1:20.539	88.46	0.536 10:37:57.070	
13 -	22.919	110.7	28.920	13.963 114.9	14.477 101.6	1:20.279	88.74	0.276 10:39:17.349	
14 -	22.681	112.2	28.819	14.022 113.5	14.481 101.3	1:20.003 (1)	89.05	10:40:37.352	
15 -	22.785	112.2	29.071	14.153 112.9	14.699 101.2	1:20.708	88.27	0.705 10:41:58.060	
16 -	23.180	111.8	28.914	14.399 113.1	15.239 100.3	1:21.732	87.17	1.729 10:43:19.792	
17 -	22.809	112.7	29.108	14.085 112.9	14.921 101.0	1:20.923	88.04	0.920 10:44:40.715	
18 -	22.826	108.4	29.045	14.295 114.1	14.584 101.6	1:20.750	88.23	0.747 10:46:01.465	
19 -	23.014	103.4	29.067	14.119 114.1	15.229 98.9	1:21.429	87.49	1.426 10:47:22.894	
20 -	22.948	113.9	28.814	14.105 114.1	14.739 101.2	1:20.606	88.38	0.603 10:48:43.500	
21 -	22.959	111.6	28.768	13.925 115.1	14.588 101.9	1:20.240 (3)	88.79	0.237 10:50:03.740	
22 -	22.710	110.7	28.516	14.023 114.9	14.889 101.0	1:20.138 (2)	88.90	0.135 10:51:23.878	

Weather / Track : Sunny / Dry

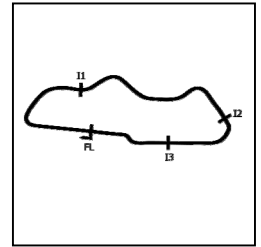
Donington Park National
 Circuit Length = 1.9790 miles
 Start: 10:20 Flag 10:50 End: 10:51

MCRCB BULLETIN TK016

2021 Bennetts British Superbike Championship - Round 5

2021 Honda British Talent Cup

FREE PRACTICE 1 - SECTOR ANALYSIS



SECTOR 1 = FL to I1, SECTOR 2 = I1 to I2, SECTOR 3 = I2 to I3, SECTOR 4 = I3 to FL, DIFF = Difference To Personal Best Lap, P = Crossed Finish Line in Pit Lane, D = Time Disallowed

P23 44		Lucas HILL				Honda - Ashcourt Racing						
IDEAL LAP TIME : 1:20.135		BEST LAP TIME : 1:20.393				DIFFERENCE : 0.258						
LAP	SECTOR 1	SECTOR 2	SECTOR 3	SECTOR 4	LAP TIME	MPH	DIFF	TIME OF DAY				
1 -	OUTLAP	81.5	34.913	15.910	110.0	17.110	98.1		10:21:46.213			
2 -	24.396	92.8	31.255	15.015	113.9	15.431	100.7	1:26.097	82.75	5.704	10:23:12.310	
3 -	23.948	100.3	30.141	15.383	112.0	15.180	100.3	1:24.652	84.16	4.259	10:24:36.962	
4 -	24.090	99.4	30.576	14.825	112.4	IN PIT		1:32.343	P	77.15	11.950	10:26:09.305
5 -	OUTLAP	97.5	29.856	14.878	110.0	15.345	98.3	2:07.167	56.02	46.774	10:28:16.472	
6 -	23.486	103.0	29.627	14.450	111.6	14.765	98.5	1:22.328	(3)	86.53	1.935	10:29:38.800
7 -	23.353	105.1	29.645	14.264	113.5	14.469	102.4	1:21.731	(2)	87.17	1.338	10:31:00.531
8 -	22.740	109.8	28.725	14.201	113.3	14.727	99.4	1:20.393	(1)	88.62		10:32:20.924

P24 65		Alexander ROWAN				Honda - Victoria House Mortimer Racing						
IDEAL LAP TIME : 1:20.397		BEST LAP TIME : 1:20.516				DIFFERENCE : 0.119						
LAP	SECTOR 1	SECTOR 2	SECTOR 3	SECTOR 4	LAP TIME	MPH	DIFF	TIME OF DAY				
1 -	OUTLAP	91.9	31.650	14.752	113.3	16.154	98.3		10:22:56.463			
2 -	23.996	92.1	31.567	14.653	114.9	15.830	100.4	1:26.046	82.80	5.530	10:24:22.509	
3 -	23.916	99.2	30.505	14.424	114.5	15.502	102.2	1:24.347	84.46	3.831	10:25:46.856	
4 -	23.713	100.4	29.978	14.210	113.3	15.301	102.1	1:23.202	85.63	2.686	10:27:10.058	
5 -	23.500	98.1	29.789	14.261	112.9	15.178	100.3	1:22.728	86.12	2.212	10:28:32.786	
6 -	23.433	105.1	29.657	14.292	113.1	14.836	100.6	1:22.218	86.65	1.702	10:29:55.004	
7 -	23.182	105.1	29.667	14.293	112.7	14.780	100.4	1:21.922	86.96	1.406	10:31:16.926	
8 -	23.320	105.3	29.721	14.225	112.9	14.857	100.3	1:22.123	86.75	1.607	10:32:39.049	
9 -	23.183	107.8	29.618	14.152	113.1	14.767	100.3	1:21.720	87.18	1.204	10:34:00.769	
10 -	23.109	105.5	29.419	14.232	112.4	14.569	100.1	1:21.329	87.60	0.813	10:35:22.098	
11 -	22.841	110.7	29.396	14.061	113.3	14.631	101.0	1:20.929	(2)	88.03	0.413	10:36:43.027
12 -	22.675	108.7	29.196	14.081	113.3	14.564	99.8	1:20.516	(1)	88.48		10:38:03.543
13 -	23.044	102.1	29.180	14.122	112.4	14.861	101.2	1:21.207	87.73	0.691	10:39:24.750	
14 -	23.012	106.3	29.208	14.169	113.1	14.545	100.9	1:20.934	(3)	88.03	0.418	10:40:45.684
15 -	22.726	99.4	29.244	14.287	112.5	14.782	99.1	1:21.039	87.91	0.523	10:42:06.723	
16 -	22.776	105.0	29.743	14.194	112.5	14.887	99.7	1:21.600	87.31	1.084	10:43:28.323	
17 -	22.919	101.6	29.227	14.343	111.8	15.042	98.9	1:21.531	87.38	1.015	10:44:49.854	
18 -	22.958	107.7	29.116	14.434	112.7	14.919	99.5	1:21.427	87.49	0.911	10:46:11.281	
19 -	23.031	101.8	29.388	14.591	112.9	14.920	99.7	1:21.930	86.96	1.414	10:47:33.211	
20 -	23.016	104.3	29.413	14.106	114.1	14.851	99.8	1:21.386	87.54	0.870	10:48:54.597	
21 -	23.076	99.8	29.236	14.126	113.9	14.891	99.2	1:21.329	87.60	0.813	10:50:15.926	

P25 41		Luca HOPKINS				Honda - Wilson Racing						
IDEAL LAP TIME : 1:19.762		BEST LAP TIME : 1:20.578				DIFFERENCE : 0.816						
LAP	SECTOR 1	SECTOR 2	SECTOR 3	SECTOR 4	LAP TIME	MPH	DIFF	TIME OF DAY				
1 -	OUTLAP	80.1	33.468	15.113	111.1	16.673	98.2		10:21:51.075			
2 -	24.807	96.6	30.765	14.444	114.1	15.369	99.2	1:25.385	83.44	4.807	10:23:16.460	
3 -	23.804	99.8	29.403	14.287	114.9	15.291	100.6	1:22.785	86.06	2.207	10:24:39.245	
4 -	23.609	100.6	29.489	14.659	114.3	14.913	101.0	1:22.670	86.18	2.092	10:26:01.915	
5 -	23.488	103.2	28.956	14.325	113.3	14.705	100.7	1:21.474	87.44	0.896	10:27:23.389	
6 -	23.071	104.8	28.942	14.273	113.7	14.805	100.4	1:21.091	87.85	0.513	10:28:44.480	
7 -	22.971	109.4	29.316	14.490	112.5	14.589	100.6	1:21.366	87.56	0.788	10:30:05.846	
8 -	23.069	105.0	28.750	13.983	116.1	14.852	100.1	1:20.654	(2)	88.33	0.076	10:31:26.500
9 -	22.674	104.2	29.661	14.109	114.9	14.414	100.9	1:20.858	(3)	88.11	0.280	10:32:47.358
10 -	22.695	104.0	28.986	14.542	114.3	14.355	101.3	1:20.578	(1)	88.41		10:34:07.936

Weather / Track : Sunny / Dry

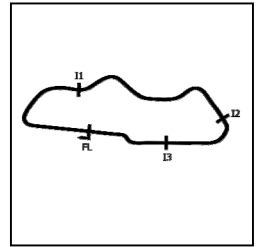
Donington Park National
Circuit Length = 1.9790 miles
Start: 10:20 Flag 10:50 End: 10:51

MCRCB BULLETIN TK016

2021 Bennetts British Superbike Championship - Round 5

2021 Honda British Talent Cup

FREE PRACTICE 1 - SECTOR ANALYSIS



SECTOR 1 = FL to I1, SECTOR 2 = I1 to I2, SECTOR 3 = I2 to I3, SECTOR 4 = I3 to FL, DIFF = Difference To Personal Best Lap, P = Crossed Finish Line in Pit Lane, D = Time Disallowed

P26 12		Josh BANNISTER				Honda - Dunsley Heat Racing						
IDEAL LAP TIME : 1:19.844		BEST LAP TIME : 1:20.584				DIFFERENCE : 0.740						
LAP	SECTOR 1	SECTOR 2	SECTOR 3	SECTOR 4	LAP TIME	MPH	DIFF	TIME OF DAY				
1 -	OUTLAP	87.7	31.643	15.000	111.4	16.035	99.2		10:21:44.821			
2 -	23.639	97.9	29.978	14.113	113.7	14.741	101.3	1:22.471	86.38	1.887	10:23:07.292	
3 -	23.217	99.7	28.941	14.063	114.1	14.452	100.6	1:20.673	(2)	88.31	0.089	10:24:27.965
4 -	23.120	99.2	29.836	15.518	108.7	14.579	99.8	1:23.053		85.78	2.469	10:25:51.018
5 -	23.610	100.3	29.782	14.234	111.8	14.525	98.9	1:22.151		86.72	1.567	10:27:13.169
6 -	23.156	99.5	30.055	14.285	110.3	14.739	98.8	1:22.235		86.63	1.651	10:28:35.404
7 -	23.644	96.1	30.406	14.268	111.4	14.390	99.4	1:22.708		86.14	2.124	10:29:58.112
8 -	23.052	103.8	29.445	14.331	110.9	14.387	99.7	1:21.215		87.72	0.631	10:31:19.327
9 -	22.996	104.6	29.523	14.044	112.0	14.507	99.4	1:21.070		87.88	0.486	10:32:40.397
10 -	23.263	104.6	29.506	14.007	112.9	14.420	100.4	1:21.196		87.74	0.612	10:34:01.593
11 -	23.236	99.5	28.939	14.075	110.9	14.689	101.2	1:20.939		88.02	0.355	10:35:22.532
12 -	23.052	101.0	29.089	14.062	113.5	14.977	99.1	1:21.180		87.76	0.596	10:36:43.712
13 -	22.761	109.4	28.972	14.069	112.4	14.928	96.0	1:20.730	(3)	88.25	0.146	10:38:04.442
14 -	23.243	103.7	28.918	13.853	113.7	14.570	101.2	1:20.584	(1)	88.41		10:39:25.026
15 -	23.300	103.0	28.940	14.142	111.2	14.524	101.3	1:20.906		88.06	0.322	10:40:45.932
16 -	23.240	99.1	29.602	14.234	110.7	14.338	98.6	1:21.414		87.51	0.830	10:42:07.346
17 -	23.400	104.2	29.303	14.018	112.2	14.570	99.2	1:21.291		87.64	0.707	10:43:28.637
18 -	23.107	102.4	29.278	14.072	111.8	14.850	98.8	1:21.307		87.62	0.723	10:44:49.944
19 -	23.304	104.5	28.904	14.414	112.5	14.817	100.0	1:21.439		87.48	0.855	10:46:11.383
20 -	23.146	106.8	29.218	14.241	110.7	14.326	96.9	1:20.931		88.03	0.347	10:47:32.314
21 -	23.439	107.7	29.052	14.200	110.9	14.361	98.2	1:21.052		87.90	0.468	10:48:53.366
22 -	23.075	104.6	29.338	14.056	111.4	14.388	97.3	1:20.857		88.11	0.273	10:50:14.223

P27 99		Peter WILLIS				Honda - WM Racing						
IDEAL LAP TIME : 1:20.730		BEST LAP TIME : 1:20.984				DIFFERENCE : 0.254						
LAP	SECTOR 1	SECTOR 2	SECTOR 3	SECTOR 4	LAP TIME	MPH	DIFF	TIME OF DAY				
1 -	OUTLAP	71.6	34.861	16.747	99.8	17.408	96.8					10:24:08.905
2 -	26.156	83.6	32.500	15.130	106.8	15.966	98.9	1:29.752		79.38	8.768	10:25:38.657
3 -	25.631	76.5	32.697	14.720	112.2	16.307	99.7	1:29.355		79.73	8.371	10:27:08.012
4 -	25.147	83.7	31.134	14.545	113.5	15.591	99.5	1:26.417		82.44	5.433	10:28:34.429
5 -	24.300	89.1	31.022	14.469	113.5	15.089	100.4	1:24.880		83.93	3.896	10:29:59.309
6 -	24.357	89.1	30.447	14.650	112.9	15.180	100.1	1:24.634		84.18	3.650	10:31:23.943
7 -	24.052	86.0	31.446	14.273	115.9	15.007	100.9	1:24.778		84.03	3.794	10:32:48.721
8 -	23.623	91.5	30.316	14.581	113.1	15.161	99.1	1:23.681		85.14	2.697	10:34:12.402
9 -	23.846	89.4	29.930	14.444	112.9	15.180	100.1	1:23.400		85.42	2.416	10:35:35.802
10 -	23.416	94.6	29.801	14.352	112.7	14.818	101.8	1:22.387		86.47	1.403	10:36:58.189
11 -	23.097	97.6	29.550	14.595	113.7	14.895	100.6	1:22.137		86.74	1.153	10:38:20.326
12 -	23.319	94.5	29.902	14.578	111.8	15.097	99.2	1:22.896		85.94	1.912	10:39:43.222
13 -	24.000	91.5	29.749	14.398	114.3	14.758	100.7	1:22.905		85.93	1.921	10:41:06.127
14 -	23.489	93.8	29.629	14.398	112.7	14.646	100.3	1:22.162		86.71	1.178	10:42:28.289
15 -	23.060	96.5	29.302	14.512	113.1	14.917	98.5	1:21.791	(2)	87.10	0.807	10:43:50.080
16 -	23.273	98.3	29.316	14.508	113.3	14.833	100.7	1:21.930		86.96	0.946	10:45:12.010
17 -	23.067	96.6	29.621	14.542	112.7	14.658	100.9	1:21.888	(3)	87.00	0.904	10:46:33.898
18 -	22.979	101.3	29.090	14.259	113.9	14.656	100.4	1:20.984	(1)	87.97		10:47:54.882
19 -	22.946	98.2	29.261	14.205	112.2	15.869	101.8	1:22.281		86.58	1.297	10:49:17.163
20 -	23.519	98.9	29.379	14.048	114.7	14.976	99.4	1:21.922		86.96	0.938	10:50:39.085

P28 37		Corey TINKER				Honda - CT Racing						
IDEAL LAP TIME : 1:20.887		BEST LAP TIME : 1:21.261				DIFFERENCE : 0.374						
LAP	SECTOR 1	SECTOR 2	SECTOR 3	SECTOR 4	LAP TIME	MPH	DIFF	TIME OF DAY				
1 -	OUTLAP	92.5	30.447	14.622	111.1	15.549	100.0					10:21:51.157
2 -	23.519	102.4	28.728	13.816	115.3	15.198	101.2	1:21.261	(1)	87.67		10:23:12.418
3 -	23.145	100.9	29.328	14.141	112.7		IN PIT	1:27.174	P	81.72	5.913	10:24:39.592

Weather / Track : Sunny / Dry

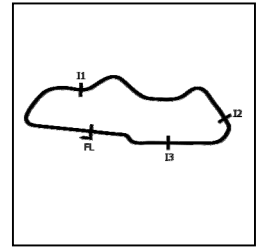
Donington Park National
Circuit Length = 1.9790 miles
Start: 10:20 Flag 10:50 End: 10:51

MCRCB BULLETIN TK016

2021 Bennetts British Superbike Championship - Round 5

2021 Honda British Talent Cup

FREE PRACTICE 1 - SECTOR ANALYSIS



SECTOR 1 = FL to I1, SECTOR 2 = I1 to I2 SECTOR 3 = I2 to I3, SECTOR 4 = I3 to FL, DIFF = Difference To Personal Best Lap, P = Crossed Finish Line in Pit Lane, D = Time Disallowed

P29 22		Anthony EAGLE		Honda - Microlise Cresswell Racing					
IDEAL LAP TIME : 1:22.150		BEST LAP TIME : 1:22.907		DIFFERENCE : 0.757					
LAP	SECTOR 1	SECTOR 2	SECTOR 3	SECTOR 4	LAP TIME	MPH	DIFF	TIME OF DAY	
1 -	OUTLAP	90.3	32.340	15.008	111.2	15.773	98.6	10:22:19.428	
2 -	24.802	91.1	31.338	14.681	111.8	15.527	98.6	1:26.348 82.51 3.441 10:23:45.776	
3 -	23.930	96.6	30.567	14.559	112.0	15.304	99.4	1:24.360 84.45 1.453 10:25:10.136	
4 -	23.475	103.4	30.260	14.526	110.1	15.475	98.5	1:23.736 85.08 0.829 10:26:33.872	
5 -	23.615	101.8	30.104	14.746	109.1	15.578	98.1	1:24.043 84.77 1.136 10:27:57.915	
6 -	23.901	93.3	30.387	14.731	107.8	IN PIT		1:32.576 P 76.95 9.669 10:29:30.491	
7 -	OUTLAP	100.7	30.644	14.344	113.1	15.219	98.6	4:42.676 25.20 3:19.769 10:34:13.167	
8 -	23.396	98.8	30.161	14.871	110.7	14.945	100.4	1:23.373 85.45 0.466 10:35:36.540	
9 -	23.398	100.9	30.387	14.652	109.2	14.985	99.2	1:23.422 85.40 0.515 10:36:59.962	
10 -	23.532	96.2	30.533	14.739	108.7	15.019	98.2	1:23.823 84.99 0.916 10:38:23.785	
11 -	23.709	99.2	30.424	14.760	107.5	15.407	97.2	1:24.300 84.51 1.393 10:39:48.085	
12 -	23.583	100.3	30.002	14.730	107.3	15.185	98.3	1:23.500 85.32 0.593 10:41:11.585	
13 -	23.394	96.6	30.264	14.649	109.6	15.047	98.6	1:23.354 (3) 85.47 0.447 10:42:34.939	
14 -	23.542	102.6	29.887	14.756	108.9	14.839	98.5	1:23.024 (2) 85.81 0.117 10:43:57.963	
15 -	23.315	100.3	31.167	14.825	107.7	IN PIT		1:29.813 P 79.32 6.906 10:45:27.776	
16 -	OUTLAP	98.5	30.188	14.614	109.8	15.195	98.1	3:48.528 31.17 2:25.621 10:49:16.304	
17 -	23.649	101.9	29.652	14.354	110.7	15.252	95.0	1:22.907 (1) 85.93 10:50:39.211	

P30 51		Holly HARRIS		Honda - MJL Racing					
IDEAL LAP TIME : 1:28.653		BEST LAP TIME :		DIFFERENCE :					
LAP	SECTOR 1	SECTOR 2	SECTOR 3	SECTOR 4	LAP TIME	MPH	DIFF	TIME OF DAY	
1 -	OUTLAP	77.8	34.056	15.294	111.6	16.330	97.2	10:22:22.599	

MCRCB BULLETIN TK017

2021 Bennetts British Superbike Championship - Round 5

2021 Honda British Talent Cup

FREE PRACTICE 1 - BEST SECTORS

SECTOR 1				SECTOR 2				SECTOR 3				SECTOR 4				IDEAL / BEST COMPARISON			
POS	NO	NAME	TIME	NO	NAME	TIME	NO	NAME	TIME	NO	NAME	TIME	POS	NO	NAME	IDEAL	BEST	DIFF	
																PERFECT LAP 1:16.087			
1	57	GARNESS	21.603	48	WALKER	27.353	57	GARNESS	13.534	74	BROWN	13.597	1	7	LYONS	1:16.663	1:16.914	0.251	
2	34	COOK	21.807	7	LYONS	27.406	67	O'GORMA	13.612	7	LYONS	13.638	2	74	BROWN	1:16.664	1:17.131	0.467	
3	53	VEIJER	21.826	53	VEIJER	27.511	53	VEIJER	13.631	15	CROSBY	13.656	3	48	WALKER	1:16.681	1:17.027	0.346	
4	74	BROWN	21.829	74	BROWN	27.528	48	WALKER	13.636	53	VEIJER	13.767	4	53	VEIJER	1:16.735	1:16.871	0.136	
5	48	WALKER	21.850	34	COOK	27.545	4	MOUNSEY	13.643	9	STUART-	13.814	5	34	COOK	1:16.873	1:17.138	0.265	
6	7	LYONS	21.928	67	O'GORMA	27.586	34	COOK	13.653	23	STEPHEN	13.832	6	57	GARNESS	1:16.901	1:17.419	0.518	
7	9	STUART-	21.986	15	CROSBY	27.603	7	LYONS	13.691	48	WALKER	13.842	7	15	CROSBY	1:17.258	1:17.342	0.084	
8	96	BANHAM	22.026	52	BELFORD	27.829	74	BROWN	13.710	34	COOK	13.868	8	67	O'GORMAN	1:17.300	1:17.342	0.042	
9	52	BELFORD	22.043	96	BANHAM	27.852	9	STUART-	13.748	57	GARNESS	13.873	9	9	STUART-CAMPBELL	1:17.438	1:17.739	0.301	
10	67	O'GORMA	22.085	9	STUART-	27.890	96	BANHAM	13.762	4	MOUNSEY	13.890	10	96	BANHAM	1:17.532	1:17.802	0.270	
11	4	MOUNSEY	22.085	57	GARNESS	27.891	52	BELFORD	13.806	96	BANHAM	13.892	11	52	BELFORD	1:17.676	1:17.827	0.151	
12	15	CROSBY	22.130	66	DOBSON	28.049	37	TINKER	13.816	66	DOBSON	13.940	12	4	MOUNSEY	1:18.189	1:18.707	0.518	
13	5	JOHNSON	22.143	29	BROWN	28.159	5	JOHNSON	13.826	52	BELFORD	13.998	13	66	DOBSON	1:18.267	1:18.328	0.061	
14	21	JEFFREY	22.168	23	STEPHEN	28.194	23	STEPHEN	13.831	67	O'GORMA	14.017	14	5	JOHNSON	1:18.364	1:18.994	0.630	
15	14	PENDRIL	22.251	5	JOHNSON	28.236	12	BANNIST	13.853	21	JEFFREY	14.133	15	23	STEPHENSON	1:18.397	1:18.976	0.579	
16	66	DOBSON	22.383	2	COATES	28.395	15	CROSBY	13.869	14	PENDRIL	14.147	16	21	JEFFREY	1:18.617	1:19.078	0.461	
17	2	COATES	22.476	21	JEFFREY	28.427	21	JEFFREY	13.889	5	JOHNSON	14.159	17	14	PENDRILL	1:18.782	1:19.250	0.468	
18	8	MOORE	22.494	14	PENDRIL	28.464	66	DOBSON	13.895	29	BROWN	14.165	18	29	BROWN	1:18.871	1:19.048	0.177	
19	23	STEPHEN	22.540	61	MACKAY	28.516	14	PENDRIL	13.920	8	MOORE	14.185	19	8	MOORE	1:19.158	1:19.987	0.829	
20	29	BROWN	22.570	8	MOORE	28.546	61	MACKAY	13.925	12	BANNIST	14.326	20	2	COATES	1:19.381	1:19.842	0.461	
21	33	CUNNING	22.616	4	MOUNSEY	28.571	8	MOORE	13.933	33	CUNNING	14.345	21	61	MACKAY	1:19.599	1:20.003	0.404	
22	41	HOPKINS	22.674	33	CUNNING	28.650	2	COATES	13.962	41	HOPKINS	14.355	22	33	CUNNINGHAM	1:19.618	1:19.894	0.276	
23	65	ROWAN	22.675	44	HILL	28.725	29	BROWN	13.977	44	HILL	14.469	23	41	HOPKINS	1:19.762	1:20.578	0.816	
24	61	MACKAY	22.681	37	TINKER	28.728	41	HOPKINS	13.983	61	MACKAY	14.477	24	12	BANNISTER	1:19.844	1:20.584	0.740	
25	44	HILL	22.740	41	HOPKINS	28.750	33	CUNNING	14.007	65	ROWAN	14.545	25	44	HILL	1:20.135	1:20.393	0.258	
26	12	BANNIST	22.761	12	BANNIST	28.904	99	WILLIS	14.048	2	COATES	14.548	26	65	ROWAN	1:20.397	1:20.516	0.119	
27	99	WILLIS	22.946	99	WILLIS	29.090	65	ROWAN	14.061	99	WILLIS	14.646	27	99	WILLIS	1:20.730	1:20.984	0.254	
28	37	TINKER	23.145	65	ROWAN	29.116	44	HILL	14.201	22	EAGLE	14.839	28	37	TINKER	1:20.887	1:21.261	0.374	
29	22	EAGLE	23.315	22	EAGLE	29.652	22	EAGLE	14.344	37	TINKER	15.198	29	22	EAGLE	1:22.150	1:22.907	0.757	
30	51	HARRIS	25.289	51	HARRIS	31.740	51	HARRIS	15.294	51	HARRIS	16.330	30	51	HARRIS	1:28.653			

Weather / Track : Sunny / Dry

Donington Park National
 Circuit Length = 1.9790 miles
 Start: 10:20 Flag 10:50 End: 10:51

Results can be found at www.tsl-timing.com

Printed - 10:53 Friday, 13 August 2021

MCRCB BULLETIN TK018**2021 Bennetts British Superbike Championship - Round 5****2021 Honda British Talent Cup****FREE PRACTICE 1 - BEST SPEEDS**

POS	INTERMEDIATE 1			INTERMEDIATE 2			INTERMEDIATE 3			FINISH LINE		
	NO	NAME	MPH	NO	NAME	MPH	NO	NAME	MPH	NO	NAME	MPH
1	74	BROWN	119.8				57	GARNESS	121.7	57	GARNESS	106.8
2	15	CROSBY	119.1				53	VEIJER	120.2	53	VEIJER	106.6
3	7	LYONS	118.7				4	MOUNSEY	119.4	4	MOUNSEY	105.0
4	34	COOK	118.1				34	COOK	119.1	52	BELFORD	104.2
5	14	PENDRILL	118.1				52	BELFORD	118.1	67	O'GORMAN	104.0
6	96	BANHAM	117.7				7	LYONS	117.5	9	STUART-CAMPBELL	103.8
7	21	JEFFREY	117.5				48	WALKER	117.3	7	LYONS	103.7
8	53	VEIJER	117.3				74	BROWN	117.3	48	WALKER	103.4
9	9	STUART-CAMPBELL	117.3				61	MACKAY	117.3	34	COOK	103.4
10	48	WALKER	116.9				9	STUART-CAMPBELL	117.1	66	DOBSON	103.4
11	5	JOHNSON	116.9				5	JOHNSON	117.1	21	JEFFREY	103.2
12	52	BELFORD	116.1				67	O'GORMAN	116.9	61	MACKAY	103.2
13	61	MACKAY	116.1				8	MOORE	116.9	8	MOORE	103.0
14	57	GARNESS	115.9				21	JEFFREY	116.7	74	BROWN	102.9
15	29	BROWN	114.7				2	COATES	116.7	23	STEPHENSON	102.9
16	67	O'GORMAN	114.5				66	DOBSON	116.3	5	JOHNSON	102.6
17	4	MOUNSEY	113.9				41	HOPKINS	116.1	44	HILL	102.4
18	2	COATES	112.9				96	BANHAM	115.9	15	CROSBY	102.2
19	23	STEPHENSON	112.4				14	PENDRILL	115.9	14	PENDRILL	102.2
20	66	DOBSON	111.8				99	WILLIS	115.9	65	ROWAN	102.2
21	65	ROWAN	110.7				29	BROWN	115.3	29	BROWN	102.1
22	8	MOORE	110.5				37	TINKER	115.3	99	WILLIS	101.8
23	44	HILL	109.8				23	STEPHENSON	115.1	41	HOPKINS	101.3
24	41	HOPKINS	109.4				65	ROWAN	114.9	12	BANNISTER	101.3
25	12	BANNISTER	109.4				33	CUNNINGHAM	114.3	96	BANHAM	101.2
26	33	CUNNINGHAM	108.7				12	BANNISTER	114.1	37	TINKER	101.2
27	22	EAGLE	103.4				44	HILL	113.9	33	CUNNINGHAM	101.0
28	37	TINKER	102.4				15	CROSBY	113.5	22	EAGLE	100.4
29	99	WILLIS	101.3				22	EAGLE	113.1	2	COATES	100.3
30	51	HARRIS	84.3				51	HARRIS	111.6	51	HARRIS	97.2

Weather / Track : Sunny / Dry

Results can be found at www.tsl-timing.comDonington Park National
Circuit Length = 1.9790 miles
Start: 10:20 Flag 10:50 End: 10:51

Printed - 10:54 Friday, 13 August 2021

MCRCB BULLETIN TK019

2021 Bennetts British Superbike Championship - Round 5

2021 Honda British Talent Cup

FREE PRACTICE 1 - STATISTICS

Competitors Started	30
Planned Start	2021-08-13 @ 10:20:00.000
Actual Start	2021-08-13 @ 10:20:05.939
Finish Time	2021-08-13 @ 10:50:05.939
Track Length	1.9790mi.
Total Laps	553
Total Distance Covered	1094.4241mi.

Session Fastest Lap History

NO	NAME	LAP TIME	TIME OF DAY	LAP	VEHICLE
15	Harrison CROSBY	1:20.275	10:22:50.088	2	Honda
96	Rossi BANHAM	1:19.872	10:23:30.751	2	Honda
15	Harrison CROSBY	1:18.850	10:24:08.924	3	Honda
15	Harrison CROSBY	1:18.389	10:25:27.327	4	Honda
96	Rossi BANHAM	1:18.209	10:26:09.251	4	Honda
48	Ollie WALKER	1:17.917	10:30:51.001	8	Honda
34	James COOK	1:17.805	10:33:36.605	10	Honda
57	Johnny GARNES	1:17.681	10:33:36.765	10	Honda
48	Ollie WALKER	1:17.280	10:36:02.235	12	Honda
34	James COOK	1:17.277	10:40:07.122	15	Honda
34	James COOK	1:17.138	10:41:24.260	16	Honda
74	Carter BROWN	1:17.131	10:47:25.884	16	Honda
7	Jamie LYONS	1:16.914	10:48:21.734	21	Honda
53	Kiyano VEIJER	1:16.871	10:51:04.528	22	Honda

Flag History

TYPE	TIME OF DAY
GREEN	10:20:05.939
FINISH	10:50:05.939

Flag Statistics

TYPE	COUNT	TOTAL LAPS	TOTAL TIME
Green	1	23	31:43.651
Red	0	0	0.000
Safety Car	0	0	0.000
FCY	0	0	0.000

Weather / Track : Sunny / Dry

Results can be found at www.tsl-timing.com

Donington Park National
Circuit Length = 1.9790 miles
Start: 10:20 Flag 10:50 End: 10:51

Printed - 10:55 Friday, 13 August 2021

MCRCB BULLETIN TK020

2021 Bennetts British Superbike Championship - Round 5

2021 Honda British Talent Cup

FREE PRACTICE 1 - SESSION NOTES

TIME	MESSAGE
10:23:46	NO. 51 FALLER AT T8 COPPICE - RIDER OK
10:33:24	NO. 44 FALLER AT T7 MCLEANS - RIDER OK
10:35:08	NO. 52 - STOPPED TECHNICAL PROBLEM PIT LANE EXIT
10:35:31	NO. 41 FALLER AT T8 COPPICE - RIDER OK
10:37:27	NO.52 CONTINUED
10:43:01	NO. 4 FALLER AT T9/10 ROBERTS - RIDER OK
10:45:20	NO. 15 FALLER AT T8 COPPICE - RIDER OK

Weather / Track : Sunny / Dry

Results can be found at www.tsl-timing.com

Donington Park National
Circuit Length = 1.9790 miles
Start: 10:20 Flag 10:50 End: 10:51

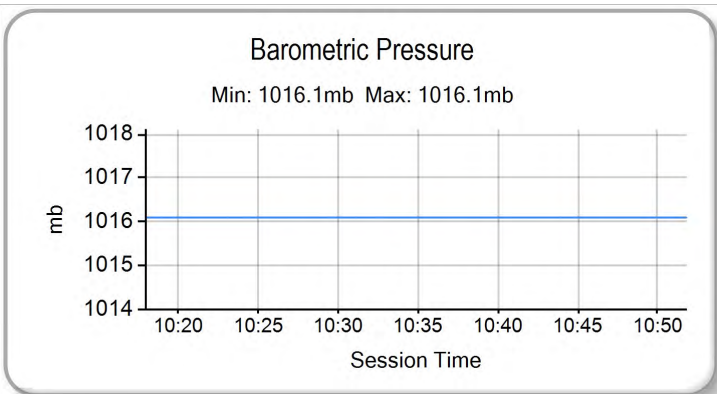
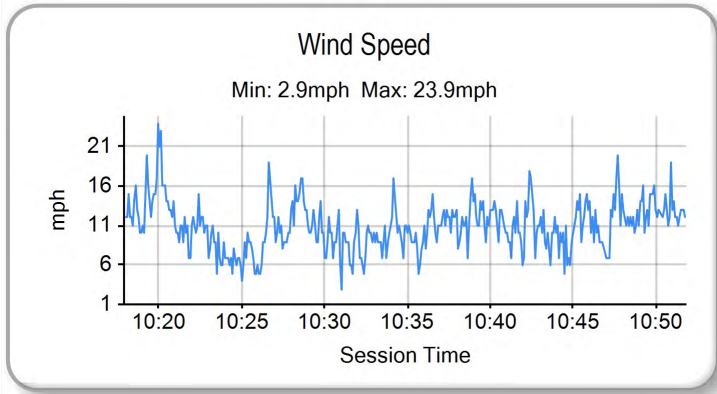
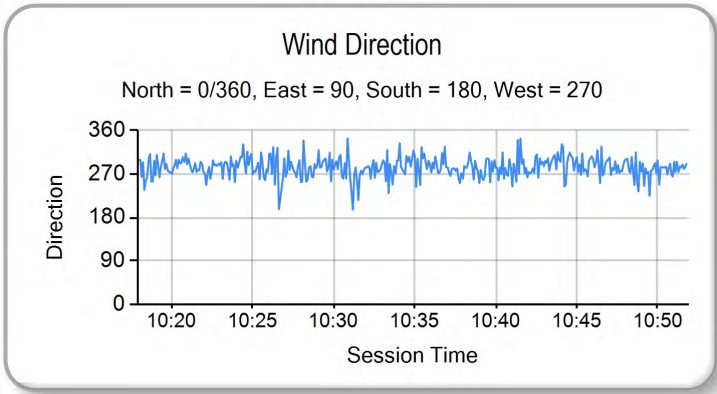
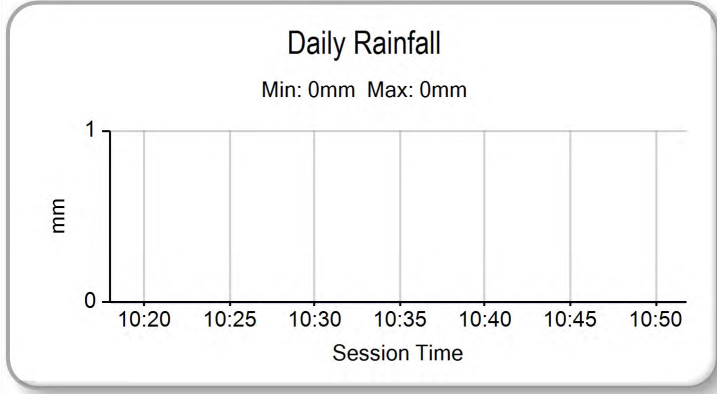
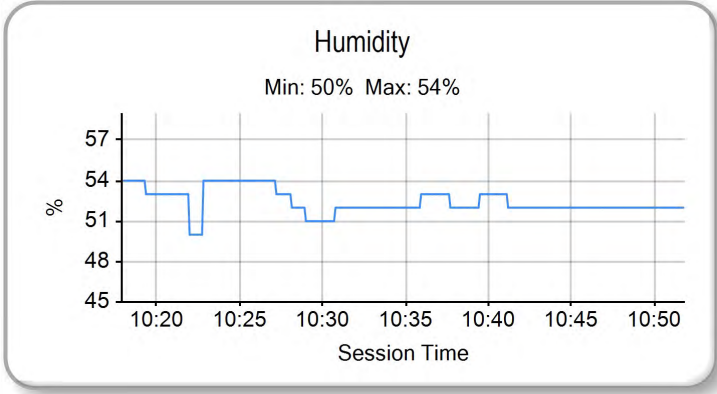
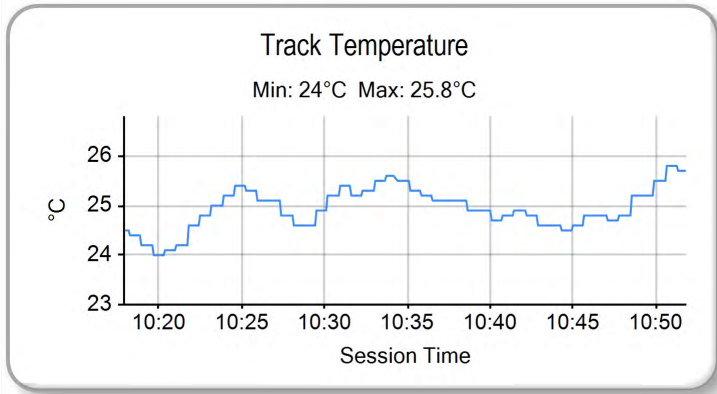
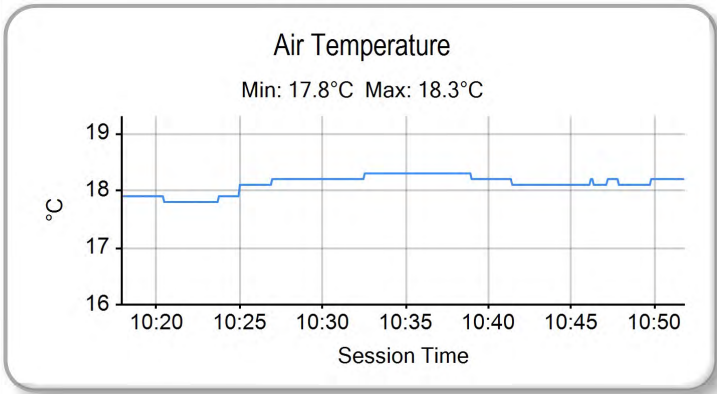
Printed - 10:55 Friday, 13 August 2021

MCRCB BULLETIN TK021

2021 Bennetts British Superbike Championship - Round 5

2021 Honda British Talent Cup

FREE PRACTICE 1 - WEATHER CONDITIONS



Weather / Track : Sunny / Dry

Results can be found at www.tsl-timing.com

Donington Park National
Circuit Length = 1.9790 miles
Start: 10:20 Flag 10:50 End: 10:51

Printed - 10:56 Friday, 13 August 2021

FREE PRACTICE 2 - CLASSIFICATION

POS	NO	NAME	NAT	ENTRY	TIME	ON	LAPS	GAP	DIFF	MPH
1	57	Johnny GARNES	GBR	Honda - City Lifting by RS Racing	1:15.941	17	21			93.81
2	48	Ollie WALKER	GBR	Honda - Moto Rapido / SP125 Racing	1:16.560	16	20	0.619	0.619	93.05
3	34	James COOK	GBR	Honda - Wilson Racing	1:16.691	22	22	0.750	0.131	92.90
4	67	Casey O'GORMAN	GBR	Honda - Microlise Cresswell Racing	1:16.796	10	21	0.855	0.105	92.77
5	7	Jamie LYONS	GBR	Honda - C&M Motors Ltd / Tooltec Racing	1:16.800	21	23	0.859	0.004	92.76
6	53	Kiyano VEIJER	NLD	Honda - Microlise Cresswell Racing	1:17.182	9	9	1.241	0.382	92.30
7	52	Evan BELFORD	GBR	Honda - City Lifting by RS Racing	1:17.323	9	18	1.382	0.141	92.14
8	9	Bailey STUART-CAMPBELL	GBR	Honda - Team 151s	1:17.341	9	9	1.400	0.018	92.11
9	15	Harrison CROSBY	GBR	Honda - Banks Racing	1:17.441	6	20	1.500	0.100	92.00
10	4	Sullivan MOUNSEY	GBR	Honda - iForce Lloyd & Jones	1:17.490	18	23	1.549	0.049	91.94
11	74	Carter BROWN	GBR	Honda - City Lifting by RS Racing	1:17.610	3	3	1.669	0.120	91.80
12	37	Corey TINKER	GBR	Honda - CT Racing	1:17.626	14	18	1.685	0.016	91.78
13	96	Rossi BANHAM	GBR	Honda - MJL Racing	1:17.678	6	6	1.737	0.052	91.72
14	29	Lucas BROWN	GBR	Honda - Amphibian Scaffolding / SP125 Racing	1:17.714	16	21	1.773	0.036	91.67
15	14	Evann PENDRILL	GBR	Honda - EPRacing / SP125 Racing	1:17.872	6	21	1.931	0.158	91.49
16	5	Mason JOHNSON	GBR	Honda - Johnson Racing	1:18.087	22	22	2.146	0.215	91.23
17	23	Rhys STEPHENSON	GBR	Honda - Rocket Racing	1:18.259	11	23	2.318	0.172	91.03
18	2	Rhys COATES	GBR	Honda - Ernie Coates Race Support / SP125 Racing	1:18.379	9	21	2.438	0.120	90.89
19	8	Ross MOORE	GBR	Honda - B Moore Honda	1:18.545	4	22	2.604	0.166	90.70
20	12	Josh BANNISTER	GBR	Honda - Dunsley Heat Racing	1:18.828	6	22	2.887	0.283	90.38
21	66	Rossi DOBSON	GBR	Honda - WM Racing	1:18.972	19	21	3.031	0.144	90.21
22	41	Luca HOPKINS	GBR	Honda - Wilson Racing	1:19.134	19	21	3.193	0.162	90.03
23	33	JJ CUNNINGHAM	GBR	Honda - Thomeycroft56 / JCRsupersport	1:19.275	16	20	3.334	0.141	89.87
24	21	Troy JEFFREY	GBR	Honda - Stiggymotorsport	1:19.313	3	5	3.372	0.038	89.82
25	65	Alexander ROWAN	GBR	Honda - Victoria House Mortimer Racing	1:19.330	11	12	3.389	0.017	89.81
26	44	Lucas HILL	GBR	Honda - Ashcourt Racing	1:19.635	21	21	3.694	0.305	89.46
27	61	Harrison MACKAY	GBR	Honda - True Heroes Racing / Super Soco	1:20.080	6	19	4.139	0.445	88.96
28	22	Anthony EAGLE	UZB	Honda - Microlise Cresswell Racing	1:20.311	16	19	4.370	0.231	88.71
29	99	Peter WILLIS	GBR	Honda - WM Racing	1:20.615	6	22	4.674	0.304	88.37
30	51	Holly HARRIS	GBR	Honda - MJL Racing	1:21.925	21	21	5.984	1.310	86.96

QUALIFYING LAPTIME (110.0% of 1:15.941) = 1:23.535

#74 - Course cut at turns 9/10 - Lap 2 time cancelled.

Weather / Track : Sunny / Dry

These results are provisional until the conclusion of any judicial and technical matters.

Donington Park National

Circuit Length = 1.9790 miles

Start: 15:10 Flag 15:40 End: 15:41

Race Director : Stuart Higgs	Stewards :	Timekeeper : Richard Evans
------------------------------	------------	----------------------------

Results can be found at www.britishsuperbike.com

Printed - 15:42 Friday, 13 August 2021

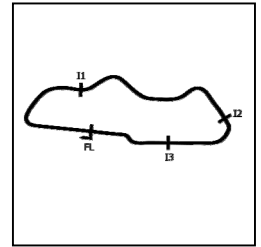


MCRCB BULLETIN TK067

2021 Bennetts British Superbike Championship - Round 5

2021 Honda British Talent Cup

FREE PRACTICE 2 - SECTOR ANALYSIS



SECTOR 1 = FL to I1, SECTOR 2 = I1 to I2, SECTOR 3 = I2 to I3, SECTOR 4 = I3 to FL, DIFF = Difference To Personal Best Lap, P = Crossed Finish Line in Pit Lane, D = Time Disallowed

P1 57		Johnny GARNESS				Honda - City Lifting by RS Racing						
IDEAL LAP TIME : 1:15.865		BEST LAP TIME : 1:15.941				DIFFERENCE : 0.076						
LAP	SECTOR 1	SECTOR 2	SECTOR 3	SECTOR 4	LAP TIME	MPH	DIFF	TIME OF DAY				
1 -	OUTLAP	91.8	29.653	13.583	120.2	14.576	106.8		15:11:25.928			
2 -	22.143	111.6	28.327	13.573	120.6	13.813	106.0	1:17.856	91.51	1.915	15:12:43.784	
3 -	22.224	111.2	28.451	13.639	116.7	13.999	105.0	1:18.313	90.97	2.372	15:14:02.097	
4 -	21.657	114.7	28.101	41.192	71.3	IN PIT		1:50.590	P	34.649	15:15:52.687	
5 -	OUTLAP	83.8	33.328	14.402	118.5	14.603	104.0	3:18.044	35.97	2:02.103	15:19:10.731	
6 -	22.732	103.5	29.219	13.907	118.9	14.496	101.5	1:20.354	88.66	4.413	15:20:31.085	
7 -	22.485	104.5	28.640	13.701	118.9	14.006	105.3	1:18.832	90.37	2.891	15:21:49.917	
8 -	21.790	111.6	28.136	13.575	120.4	13.813	104.6	1:17.314	92.15	1.373	15:23:07.231	
9 -	22.927	91.4	34.492	15.186	102.2	15.545	95.7	1:28.150	80.82	12.209	15:24:35.381	
10 -	22.833	104.5	29.787	15.342	103.8	14.618	105.0	1:22.580	86.27	6.639	15:25:57.961	
11 -	22.276	109.1	29.157	13.696	120.0	13.738	106.1	1:18.867	90.33	2.926	15:27:16.828	
12 -	22.393	111.6	27.747	13.659	119.1	13.873	104.3	1:17.672	91.72	1.731	15:28:34.500	
13 -	21.562	114.1	27.470	13.578	119.1	13.632	105.8	1:16.242	(2)	93.44	0.301	15:29:50.742
14 -	22.076	106.0	27.947	13.480	120.0	13.609	105.8	1:17.112	92.39	1.171	15:31:07.854	
15 -	21.742	114.7	27.998	13.510	118.7	13.810	104.8	1:17.060	92.45	1.119	15:32:24.914	
16 -	21.891	114.3	27.606	13.545	117.9	13.904	105.3	1:16.946	92.59	1.005	15:33:41.860	
17 -	21.458	116.5	27.494	13.423	121.1	13.566	105.5	1:15.941	(1)	93.81		15:34:57.801
18 -	21.784	112.4	27.590	13.519	120.0	13.677	106.1	1:16.570	93.04	0.629	15:36:14.371	
19 -	22.003	105.0	28.250	13.455	120.4	13.771	105.0	1:17.479	91.95	1.538	15:37:31.850	
20 -	21.512	116.7	27.628	13.697	118.9	13.514	106.0	1:16.351	(3)	93.31	0.410	15:38:48.201
21 -	22.059	116.1	27.997	13.487	119.8	13.751	104.8	1:17.294	92.17	1.353	15:40:05.495	

P2 48		Ollie WALKER				Honda - Moto Rapido / SP125 Racing						
IDEAL LAP TIME : 1:16.322		BEST LAP TIME : 1:16.560				DIFFERENCE : 0.238						
LAP	SECTOR 1	SECTOR 2	SECTOR 3	SECTOR 4	LAP TIME	MPH	DIFF	TIME OF DAY				
1 -	OUTLAP	109.6	28.201	13.950	113.9	14.339	100.7				15:11:21.496	
2 -	22.249	115.3	28.004	13.602	115.7	13.995	101.9	1:17.850	91.51	1.290	15:12:39.346	
3 -	21.997	116.3	27.498	13.614	114.9	13.919	101.9	1:17.028	92.49	0.468	15:13:56.374	
4 -	22.122	109.4	28.539	13.656	114.7	13.893	102.1	1:18.210	91.09	1.650	15:15:14.584	
5 -	21.875	116.9	27.559	13.531	114.9	13.892	100.9	1:16.857	92.69	0.297	15:16:31.441	
6 -	21.936	114.7	27.527	13.566	115.7	13.796	101.8	1:16.825	92.73	0.265	15:17:48.266	
7 -	21.948	117.9	27.720	13.905	114.3	13.777	101.2	1:17.350	92.10	0.790	15:19:05.616	
8 -	22.041	115.1	27.315	13.723	114.3	13.860	101.3	1:16.939	92.60	0.379	15:20:22.555	
9 -	21.974	118.5	27.348	13.660	115.7	IN PIT		1:23.289	P	85.54	6.729	15:21:45.844
10 -	OUTLAP	111.6	27.987	13.805	113.9	13.973	101.3	5:23.882	21.99	4:07.322	15:27:09.726	
11 -	21.987	115.7	27.441	14.714	111.4	14.145	101.5	1:18.287	91.00	1.727	15:28:28.013	
12 -	22.025	117.3	27.323	13.690	114.7	13.855	102.2	1:16.893	92.65	0.333	15:29:44.906	
13 -	21.874	116.5	27.713	13.649	115.1	14.080	96.2	1:17.316	92.14	0.756	15:31:02.222	
14 -	22.051	115.3	27.337	13.570	114.3	14.025	100.9	1:16.983	92.54	0.423	15:32:19.205	
15 -	21.893	117.9	27.220	13.697	114.1	13.932	101.5	1:16.742	(2)	92.83	0.182	15:33:35.947
16 -	21.879	115.1	27.399	13.536	118.3	13.746	104.0	1:16.560	(1)	93.05		15:34:52.507
17 -	22.086	109.1	27.499	13.577	117.3	14.584	101.0	1:17.746	91.63	1.186	15:36:10.253	
18 -	22.492	102.2	28.175	13.698	114.3	13.873	101.6	1:18.238	91.06	1.678	15:37:28.491	
19 -	21.826	117.7	27.301	13.689	114.3	13.947	99.4	1:16.763	(3)	92.81	0.203	15:38:45.254
20 -	22.099	116.7	27.219	13.697	114.5	13.823	101.9	1:16.838	92.72	0.278	15:40:02.092	

Weather / Track : Sunny / Dry

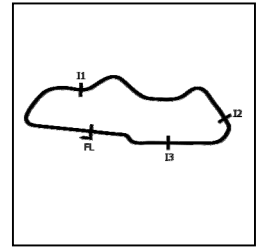
Donington Park National
Circuit Length = 1.9790 miles
Start: 15:10 Flag 15:40 End: 15:41

MCRCB BULLETIN TK067

2021 Bennetts British Superbike Championship - Round 5

2021 Honda British Talent Cup

FREE PRACTICE 2 - SECTOR ANALYSIS



SECTOR 1 = FL to I1, SECTOR 2 = I1 to I2, SECTOR 3 = I2 to I3, SECTOR 4 = I3 to FL, DIFF = Difference To Personal Best Lap, P = Crossed Finish Line in Pit Lane, D = Time Disallowed

P3 34		James COOK				Honda - Wilson Racing						
IDEAL LAP TIME : 1:16.452		BEST LAP TIME : 1:16.691				DIFFERENCE : 0.239						
LAP	SECTOR 1	SECTOR 2	SECTOR 3	SECTOR 4	LAP TIME	MPH	DIFF	TIME OF DAY				
1 -	OUTLAP	95.1	30.069	14.199	112.9	14.833	98.1		15:12:30.486			
2 -	22.716	114.1	28.461	14.069	112.7	14.778	99.4	1:20.024	89.03	3.333	15:13:50.510	
3 -	22.483	112.9	28.375	13.916	112.9	14.668	98.5	1:19.442	89.68	2.751	15:15:09.952	
4 -	22.316	118.3	27.957	13.883	112.9	14.131	100.0	1:18.287	91.00	1.596	15:16:28.239	
5 -	22.352	113.5	28.046	13.730	112.9	14.034	100.1	1:18.162	91.15	1.471	15:17:46.401	
6 -	22.529	104.8	28.869	14.284	109.4	14.078	101.0	1:19.760	89.32	3.069	15:19:06.161	
7 -	22.071	117.3	27.629	13.843	113.9	13.872	100.7	1:17.415	92.03	0.724	15:20:23.576	
8 -	22.125	117.5	27.630	13.624	114.9	13.971	99.4	1:17.350	92.10	0.659	15:21:40.926	
9 -	22.249	113.9	27.610	13.774	113.9	13.942	100.0	1:17.575	91.84	0.884	15:22:58.501	
10 -	22.170	108.9	27.816	13.826	113.1	IN PIT		1:23.412	P	85.41	6.721	15:24:21.913
11 -	OUTLAP	113.3	27.819	15.267	77.5	15.878	100.1	1:49.478	65.07	32.787	15:26:11.391	
12 -	22.141	113.5	27.644	14.151	112.7	13.950	100.3	1:17.886	91.47	1.195	15:27:29.277	
13 -	22.096	114.1	27.644	13.850	112.7	14.455	100.4	1:18.045	91.28	1.354	15:28:47.322	
14 -	22.134	115.1	27.730	13.737	115.1	14.078	103.2	1:17.679	91.71	0.988	15:30:05.001	
15 -	22.042	114.1	27.457	13.741	113.5	13.908	99.8	1:17.148	92.35	0.457	15:31:22.149	
16 -	22.096	115.5	27.671	14.173	111.1	13.938	99.2	1:17.878	91.48	1.187	15:32:40.027	
17 -	22.066	117.9	27.386	13.791	113.3	13.792	101.0	1:17.035	92.48	0.344	15:33:57.062	
18 -	22.212	115.9	27.525	13.846	114.1	13.810	100.9	1:17.393	92.05	0.702	15:35:14.455	
19 -	22.638	112.0	27.681	13.999	111.2	13.754	100.9	1:18.072	91.25	1.381	15:36:32.527	
20 -	21.965	117.9	27.282	13.770	113.3	13.728	100.6	1:16.745	(2)	92.83	0.054	15:37:49.272
21 -	22.039	115.9	27.331	13.854	113.1	13.715	100.7	1:16.939	(3)	92.60	0.248	15:39:06.211
22 -	21.878	119.4	27.343	13.577	115.7	13.893	99.4	1:16.691	(1)	92.90		15:40:22.902

P4 67		Casey O'GORMAN				Honda - Microlise Cresswell Racing						
IDEAL LAP TIME : 1:16.450		BEST LAP TIME : 1:16.796				DIFFERENCE : 0.346						
LAP	SECTOR 1	SECTOR 2	SECTOR 3	SECTOR 4	LAP TIME	MPH	DIFF	TIME OF DAY				
1 -	OUTLAP	90.4	30.219	14.501	109.8	15.764	98.8				15:11:45.979	
2 -	23.268	99.7	29.045	14.095	115.1	14.739	102.6	1:21.147	87.79	4.351	15:13:07.126	
3 -	22.324	107.7	29.039	14.409	112.5	14.788	102.6	1:20.560	88.43	3.764	15:14:27.686	
4 -	22.571	101.9	28.494	13.850	114.3	14.415	101.8	1:19.330	89.81	2.534	15:15:47.016	
5 -	22.124	110.7	28.050	13.640	115.1	14.015	102.9	1:17.829	91.54	1.033	15:17:04.845	
6 -	21.902	112.4	28.007	14.376	107.2	14.589	102.2	1:18.874	90.32	2.078	15:18:23.719	
7 -	22.071	113.7	27.739	13.508	117.9	13.985	102.2	1:17.303	92.16	0.507	15:19:41.022	
8 -	22.531	103.2	28.960	14.185	113.9	14.209	102.6	1:19.885	89.18	3.089	15:21:00.907	
9 -	22.020	110.7	27.793	13.489	117.1	13.809	102.2	1:17.111	92.39	0.315	15:22:18.018	
10 -	21.865	113.7	27.669	13.390	117.9	13.872	101.2	1:16.796	(1)	92.77		15:23:34.814
11 -	22.060	115.1	27.501	13.516	116.5	13.920	102.4	1:16.997	92.53	0.201	15:24:51.811	
12 -	22.748	104.0	28.138	13.824	112.7	IN PIT		1:24.387	P	84.42	7.591	15:26:16.198
13 -	OUTLAP	99.4	28.457	13.770	114.9	14.298	101.9	4:01.783	29.46	2:44.987	15:30:17.981	
14 -	21.995	112.5	27.588	13.483	117.3	13.976	102.2	1:17.042	92.47	0.246	15:31:35.023	
15 -	21.992	115.1	27.711	13.591	116.9	13.954	104.2	1:17.248	92.23	0.452	15:32:52.271	
16 -	21.761	115.5	27.503	13.556	114.7	14.001	102.9	1:16.821	(2)	92.74	0.025	15:34:09.092
17 -	21.923	115.9	27.566	13.557	116.7	13.834	102.9	1:16.880	92.67	0.084	15:35:25.972	
18 -	21.928	111.8	28.122	13.621	115.1	13.923	102.2	1:17.594	91.81	0.798	15:36:43.566	
19 -	21.879	114.5	27.490	13.564	116.3	13.945	103.5	1:16.878	(3)	92.67	0.082	15:38:00.444
20 -	22.202	103.5	29.873	13.808	115.7	14.242	102.4	1:20.125	88.91	3.329	15:39:20.569	
21 -	22.014	113.5	27.498	13.598	115.5	13.925	102.4	1:17.035	92.48	0.239	15:40:37.604	

Weather / Track : Sunny / Dry

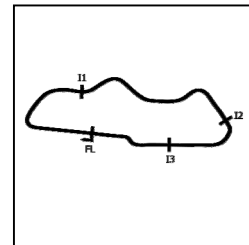
Donington Park National
Circuit Length = 1.9790 miles
Start: 15:10 Flag 15:40 End: 15:41

MCRCB BULLETIN TK067

2021 Bennetts British Superbike Championship - Round 5

2021 Honda British Talent Cup

FREE PRACTICE 2 - SECTOR ANALYSIS



SECTOR 1 = FL to I1, SECTOR 2 = I1 to I2, SECTOR 3 = I2 to I3, SECTOR 4 = I3 to FL, DIFF = Difference To Personal Best Lap, P = Crossed Finish Line in Pit Lane, D = Time Disallowed

P8		9		Bailey STUART-CAMPBELL				Honda - Team 151s			
IDEAL LAP TIME : 1:17.109		BEST LAP TIME : 1:17.341		DIFFERENCE : 0.232							
LAP	SECTOR 1	SECTOR 2	SECTOR 3	SECTOR 4	LAP TIME	MPH	DIFF	TIME OF DAY			
1 -	OUTLAP	101.6	29.890	14.028	116.7	14.674	102.9				15:11:47.691
2 -	22.412	106.3	29.960	14.339	116.5	13.980	104.6	1:20.691	88.29	3.350	15:13:08.382
3 -	22.195	106.3	28.602	13.887	115.3	14.632	104.2	1:19.316	89.82	1.975	15:14:27.698
4 -	22.298	107.5	28.552	13.941	115.1	14.434	100.3	1:19.225	89.92	1.884	15:15:46.923
5 -	22.076	112.0	27.935	13.714	116.5	13.874	102.2	1:17.599 (2)	91.81	0.258	15:17:04.522
6 -	22.047	112.9	28.025	13.866	115.7	13.861	102.6	1:17.799 (3)	91.57	0.458	15:18:22.321
7 -	22.636	114.3	28.102	13.855	115.7	14.045	101.2	1:18.638	90.60	1.297	15:19:40.959
8 -	22.250	110.1	27.995	13.787	115.7	13.965	101.5	1:17.997	91.34	0.656	15:20:58.956
9 -	22.093	115.7	27.646	13.707	116.3	13.895	102.7	1:17.341 (1)	92.11		15:22:16.297

P9		15		Harrison CROSBY				Honda - Banks Racing				
IDEAL LAP TIME : 1:17.219		BEST LAP TIME : 1:17.441		DIFFERENCE : 0.222								
LAP	SECTOR 1	SECTOR 2	SECTOR 3	SECTOR 4	LAP TIME	MPH	DIFF	TIME OF DAY				
1 -	OUTLAP	101.9	29.872	14.253	111.6	14.218	99.1				15:11:30.469	
2 -	22.433	117.7	28.051	14.086	116.7	14.244	102.1	1:18.814	90.39	1.373	15:12:49.283	
3 -	22.636	113.7	28.368	14.059	112.9	14.473	99.2	1:19.536	89.57	2.095	15:14:08.819	
4 -	22.548	117.9	28.305	13.897	114.3	14.176	101.8	1:18.926	90.26	1.485	15:15:27.745	
5 -	22.513	113.3	28.394	13.881	113.5	13.946	99.4	1:18.734	90.49	1.293	15:16:46.479	
6 -	22.290	118.1	27.672	13.723	114.7	13.756	101.6	1:17.441 (1)	92.00		15:18:03.920	
7 -	22.310	120.4	28.005	13.956	112.0	14.185	98.9	1:18.456	90.81	1.015	15:19:22.376	
8 -	22.590	120.0	27.848	14.032	112.0	14.207	99.1	1:18.677	90.55	1.236	15:20:41.053	
9 -	22.410	118.5	27.833	14.030	112.7	IN PIT		1:25.363	P	83.46	7.922	15:22:06.416
10 -	OUTLAP	107.8	29.273	14.278	111.6	14.062	99.4	4:54.974	24.15	3:37.533	15:27:01.390	
11 -	22.368	119.4	28.091	14.103	111.2	14.193	99.5	1:18.755	90.46	1.314	15:28:20.145	
12 -	22.510	117.9	27.755	13.866	112.5	13.772	100.0	1:17.903	91.45	0.462	15:29:38.048	
13 -	22.233	118.9	27.676	14.082	111.4	13.844	97.3	1:17.835 (3)	91.53	0.394	15:30:55.883	
14 -	22.356	118.9	27.565	14.013	111.4	13.912	99.8	1:17.846	91.52	0.405	15:32:13.729	
15 -	22.229	118.7	27.609	13.940	114.9	14.302	98.8	1:18.080	91.24	0.639	15:33:31.809	
16 -	22.265	112.4	29.000	14.265	111.2	14.076	99.2	1:19.606	89.49	2.165	15:34:51.415	
17 -	22.996	113.3	28.662	13.921	112.2	13.940	100.3	1:19.519	89.59	2.078	15:36:10.934	
18 -	22.243	112.4	28.392	13.888	116.1	14.082	99.7	1:18.605	90.63	1.164	15:37:29.539	
19 -	22.175	118.9	27.731	13.918	112.2	13.934	99.4	1:17.758 (2)	91.62	0.317	15:38:47.297	
20 -	22.490	115.9	27.794	14.571	109.6	14.866	95.8	1:19.721	89.36	2.280	15:40:07.018	

Weather / Track : Sunny / Dry

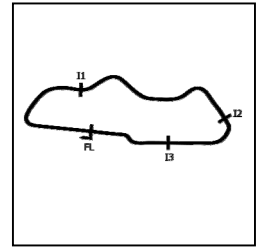
Donington Park National
Circuit Length = 1.9790 miles
Start: 15:10 Flag 15:40 End: 15:41

MCRCB BULLETIN TK067

2021 Bennetts British Superbike Championship - Round 5

2021 Honda British Talent Cup

FREE PRACTICE 2 - SECTOR ANALYSIS



SECTOR 1 = FL to I1, SECTOR 2 = I1 to I2, SECTOR 3 = I2 to I3, SECTOR 4 = I3 to FL, DIFF = Difference To Personal Best Lap, P = Crossed Finish Line in Pit Lane, D = Time Disallowed

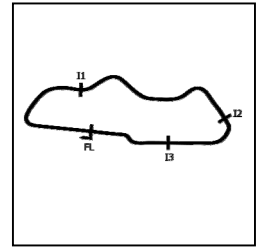
P10 4		Sullivan MOUNSEY				Honda - iForce Lloyd & Jones					
IDEAL LAP TIME : 1:17.162		BEST LAP TIME : 1:17.490				DIFFERENCE : 0.328					
LAP	SECTOR 1	SECTOR 2	SECTOR 3	SECTOR 4	LAP TIME	MPH	DIFF	TIME OF DAY			
1 -	OUTLAP	99.7	30.504	14.432	115.3	14.632	103.2		15:11:31.402		
2 -	22.470	112.4	29.090	13.852	117.3	14.149	104.2	1:19.561	89.54	2.071	15:12:50.963
3 -	22.366	111.2	28.455	13.609	118.3	14.280	104.0	1:18.710	90.51	1.220	15:14:09.673
4 -	22.126	114.1	28.281	13.754	115.9	14.301	104.2	1:18.462	90.80	0.972	15:15:28.135
5 -	22.608	103.7	28.423	13.956	116.1	14.143	102.1	1:19.130	90.03	1.640	15:16:47.265
6 -	22.180	109.2	28.406	13.634	116.7	13.923	103.0	1:18.143	91.17	0.653	15:18:05.408
7 -	21.943	113.9	28.368	13.735	117.5	14.232	103.2	1:18.278	91.01	0.788	15:19:23.686
8 -	22.235	109.1	28.118	13.681	118.7	14.039	102.6	1:18.073	91.25	0.583	15:20:41.759
9 -	22.256	112.0	27.810	13.670	116.3	14.191	102.9	1:17.927	91.42	0.437	15:21:59.686
10 -	24.087	109.4	28.250	13.659	116.3	14.020	101.8	1:20.016	89.04	2.526	15:23:19.702
11 -	22.185	113.7	27.978	13.750	115.7	14.139	101.3	1:18.052	91.28	0.562	15:24:37.754
12 -	22.311	112.4	28.142	15.138	111.6	14.314	102.2	1:19.905	89.16	2.415	15:25:57.659
13 -	22.243	111.1	27.943	13.872	115.5	14.070	102.7	1:18.128	91.19	0.638	15:27:15.787
14 -	21.934	114.1	27.847	13.822	114.7	14.081	102.1	1:17.684	91.71	0.194	15:28:33.471
15 -	21.981	113.7	27.953	13.795	115.3	14.042	103.5	1:17.771	91.61	0.281	15:29:51.242
16 -	21.939	108.5	28.045	13.568	117.9	14.038	103.8	1:17.590 (2)	91.82	0.100	15:31:08.832
17 -	22.017	110.5	28.217	13.878	113.7	13.990	101.9	1:18.102	91.22	0.612	15:32:26.934
18 -	22.069	107.8	27.863	13.693	114.5	13.865	102.7	1:17.490 (1)	91.94		15:33:44.424
19 -	27.132	103.7	31.620	14.349	114.1	14.073	103.0	1:27.174	81.72	9.684	15:35:11.598
20 -	22.086	106.0	28.177	13.874	113.9	14.043	102.1	1:18.180	91.13	0.690	15:36:29.778
21 -	22.074	111.8	28.125	13.814	114.3	13.850	102.9	1:17.863	91.50	0.373	15:37:47.641
22 -	22.020	113.9	27.833	13.906	114.3	13.913	102.1	1:17.672	91.72	0.182	15:39:05.313
23 -	22.069	110.3	27.819	13.756	115.3	13.972	102.2	1:17.616 (3)	91.79	0.126	15:40:22.929

P11 74		Carter BROWN				Honda - City Lifting by RS Racing					
IDEAL LAP TIME : 1:17.138		BEST LAP TIME : 1:17.610				DIFFERENCE : 0.472					
LAP	SECTOR 1	SECTOR 2	SECTOR 3	SECTOR 4	LAP TIME	MPH	DIFF	TIME OF DAY			
1 -	OUTLAP	102.7	28.886	14.248	115.3	14.105	101.6				15:11:28.290
2 -	21.859	115.9	27.857	13.651	116.9	14.531	101.5	1:17.898 D	91.46	0.288	15:12:46.188
3 -	21.907	115.5	28.091	13.758	114.9	13.854	101.0	1:17.610 (1)	91.80		15:14:03.798

P12 37		Corey TINKER				Honda - CT Racing					
IDEAL LAP TIME : 1:17.419		BEST LAP TIME : 1:17.626				DIFFERENCE : 0.207					
LAP	SECTOR 1	SECTOR 2	SECTOR 3	SECTOR 4	LAP TIME	MPH	DIFF	TIME OF DAY			
1 -	OUTLAP	93.4	29.294	14.267	113.7	14.679	102.9				15:11:25.662
2 -	23.260	103.2	28.292	13.940	114.7	14.484	99.1	1:19.976	89.08	2.350	15:12:45.638
3 -	23.517	98.1	29.886	14.161	112.0	IN PIT		1:28.527 P	80.47	10.901	15:14:14.165
4 -	OUTLAP	95.0	29.588	14.002	113.9	14.518	100.3	4:14.824	27.95	2:57.198	15:18:28.989
5 -	23.118	108.2	28.200	13.809	114.7	14.248	101.3	1:19.375	89.75	1.749	15:19:48.364
6 -	23.062	106.5	28.305	13.874	114.1	14.258	100.9	1:19.499	89.61	1.873	15:21:07.863
7 -	22.439	108.9	27.945	13.802	114.1	14.030	100.4	1:18.216	91.08	0.590	15:22:26.079
8 -	22.631	109.6	27.753	13.712	114.3	14.491	100.3	1:18.587	90.65	0.961	15:23:44.666
9 -	22.441	111.8	27.794	13.800	113.3	IN PIT		1:23.692 P	85.12	6.066	15:25:08.358
10 -	OUTLAP	98.8	29.342	13.896	113.5	14.535	100.6	5:06.315	23.25	3:48.689	15:30:14.673
11 -	22.546	108.5	28.009	13.787	113.7	14.204	100.0	1:18.546	90.70	0.920	15:31:33.219
12 -	22.327	111.6	27.915	13.759	112.7	14.039	101.3	1:18.040 (3)	91.29	0.414	15:32:51.259
13 -	22.210	109.8	27.690	13.812	112.2	14.132	99.8	1:17.844 (2)	91.52	0.218	15:34:09.103
14 -	22.249	112.7	27.696	13.673	114.9	14.008	102.1	1:17.626 (1)	91.78		15:35:26.729
15 -	22.075	110.7	28.089	13.929	112.9	14.281	101.2	1:18.374	90.90	0.748	15:36:45.103
16 -	22.300	109.1	28.335	13.862	112.9	14.206	100.0	1:18.703	90.52	1.077	15:38:03.806
17 -	22.331	108.2	28.050	13.646	113.3	14.294	102.2	1:18.321	90.96	0.695	15:39:22.127
18 -	22.659	105.6	28.617	13.956	110.5	14.479	101.0	1:19.711	89.38	2.085	15:40:41.838

Weather / Track : Sunny / Dry

Donington Park National
Circuit Length = 1.9790 miles
Start: 15:10 Flag 15:40 End: 15:41



SECTOR 1 = FL to I1, SECTOR 2 = I1 to I2, SECTOR 3 = I2 to I3, SECTOR 4 = I3 to FL, DIFF = Difference To Personal Best Lap, P = Crossed Finish Line in Pit Lane, D = Time Disallowed

P13 96		Rossi BANHAM						Honda - MJL Racing		
IDEAL LAP TIME : 1:17.616		BEST LAP TIME : 1:17.678				DIFFERENCE : 0.062				
LAP	SECTOR 1	SECTOR 2	SECTOR 3	SECTOR 4	LAP TIME	MPH	DIFF	TIME OF DAY		
1 -	OUTLAP	104.2	28.768	14.041	113.1	14.520	99.5		15:11:30.769	
2 -	22.358	112.0	28.075	13.931	117.1	14.824	100.3	1:19.188	89.97 1.510	15:12:49.957
3 -	22.341	113.7	28.091	13.947	114.1	14.428	97.9	1:18.807 (3)	90.40 1.129	15:14:08.764
4 -	22.337	117.5	28.192	13.784	115.1	14.608	99.8	1:18.921	90.27 1.243	15:15:27.685
5 -	22.371	112.2	28.058	13.856	112.2	14.087	97.2	1:18.372 (2)	90.90 0.694	15:16:46.057
6 -	22.293	114.9	27.666	13.846	113.5	13.873	100.0	1:17.678 (1)	91.72	15:18:03.735

P14 29		Lucas BROWN						Honda - Amphibian Scaffolding / SP125 Racing		
IDEAL LAP TIME : 1:17.615		BEST LAP TIME : 1:17.714				DIFFERENCE : 0.099				
LAP	SECTOR 1	SECTOR 2	SECTOR 3	SECTOR 4	LAP TIME	MPH	DIFF	TIME OF DAY		
1 -	OUTLAP	101.3	29.943	14.439	114.1	14.839	101.5		15:11:25.985	
2 -	23.196	104.2	28.397	14.103	113.3	14.590	102.1	1:20.286	88.74 2.572	15:12:46.271
3 -	23.055	100.1	29.543	14.201	113.3	14.347	101.8	1:21.146	87.80 3.432	15:14:07.417
4 -	22.769	109.1	28.595	14.228	114.9	14.326	98.6	1:19.918	89.14 2.204	15:15:27.335
5 -	23.202	110.0	28.436	14.117	114.7	14.521	100.1	1:20.276	88.75 2.562	15:16:47.611
6 -	22.458	111.1	28.047	13.915	114.5	13.920	100.4	1:18.340 (2)	90.94 0.626	15:18:05.951
7 -	22.586	110.7	27.923	14.045	112.9	14.354	99.2	1:18.908	90.29 1.194	15:19:24.859
8 -	22.521	110.0	28.267	14.172	112.4	14.327	99.8	1:19.287	89.85 1.573	15:20:44.146
9 -	22.920	108.4	29.031	14.473	113.5	IN PIT		1:26.597 P	82.27 8.883	15:22:10.743
10 -	OUTLAP	106.0	29.340	14.283	110.1	14.568	98.9	4:05.638	29.00 2:47.924	15:26:16.381
11 -	23.017	110.7	28.422	14.315	111.6	14.203	99.5	1:19.957	89.10 2.243	15:27:36.338
12 -	22.707	112.5	28.085	14.111	110.9	14.398	98.3	1:19.301	89.84 1.587	15:28:55.639
13 -	22.712	114.7	28.197	13.846	114.7	14.452	100.4	1:19.207	89.94 1.493	15:30:14.846
14 -	22.706	109.2	28.162	13.970	114.1	14.036	99.4	1:18.874	90.32 1.160	15:31:33.720
15 -	22.469	113.5	28.024	13.971	112.4	14.103	99.5	1:18.567 (3)	90.68 0.853	15:32:52.287
16 -	22.272	114.3	27.577	13.853	113.1	14.012	99.5	1:17.714 (1)	91.67	15:34:10.001
17 -	22.475	108.4	28.288	14.345	110.3	14.290	100.0	1:19.398	89.73 1.684	15:35:29.399
18 -	22.541	114.1	28.638	15.381	106.5	14.629	98.5	1:21.189	87.75 3.475	15:36:50.588
19 -	23.113	112.7	29.539	14.186	111.6	14.397	98.6	1:21.235	87.70 3.521	15:38:11.823
20 -	22.708	112.5	29.217	14.574	101.9	14.508	99.1	1:21.007	87.95 3.293	15:39:32.830
21 -	22.553	111.6	28.042	14.083	111.6	14.811	87.9	1:19.489	89.63 1.775	15:40:52.319

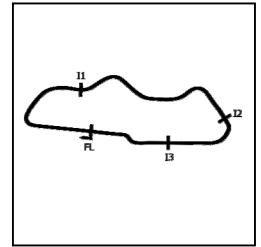
P15 14		Evann PENDRILL						Honda - EPRacing / SP125 Racing		
IDEAL LAP TIME : 1:17.512		BEST LAP TIME : 1:17.872				DIFFERENCE : 0.360				
LAP	SECTOR 1	SECTOR 2	SECTOR 3	SECTOR 4	LAP TIME	MPH	DIFF	TIME OF DAY		
1 -	OUTLAP	90.6	31.285	14.615	110.9	15.168	97.9		15:11:29.067	
2 -	22.837	103.5	28.941	14.140	115.7	15.491	98.5	1:21.409	87.51 3.537	15:12:50.476
3 -	23.066	112.4	28.659	13.893	112.7	14.292	101.2	1:19.910	89.15 2.038	15:14:10.386
4 -	22.257	117.5	28.394	14.119	115.1	14.311	101.6	1:19.081	90.09 1.209	15:15:29.467
5 -	22.244	111.1	29.290	13.864	113.1	14.250	99.5	1:19.648	89.45 1.776	15:16:49.115
6 -	22.133	114.7	28.025	13.591	115.1	14.123	102.6	1:17.872 (1)	91.49	15:18:06.987
7 -	22.488	112.7	28.093	13.712	115.5	14.415	99.7	1:18.708	90.51 0.836	15:19:25.695
8 -	22.189	111.2	28.891	13.919	114.9	14.051	100.1	1:19.050	90.12 1.178	15:20:44.745
9 -	22.462	108.5	28.653	13.736	113.9	14.191	99.2	1:19.042	90.13 1.170	15:22:03.787
10 -	22.404	113.3	28.020	13.750	114.7	14.009	100.9	1:18.183 (3)	91.12 0.311	15:23:21.970
11 -	22.349	109.2	30.420	14.482	108.9	IN PIT		1:30.224 P	78.96 12.352	15:24:52.194
12 -	OUTLAP	114.7	28.470	13.861	114.3	14.231	101.0	2:18.974	51.26 1:01.102	15:27:11.168
13 -	22.446	113.7	28.765	14.309	109.8	14.586	97.8	1:20.106	88.94 2.234	15:28:31.274
14 -	22.437	113.7	28.115	14.022	111.1	14.244	98.2	1:18.818	90.39 0.946	15:29:50.092
15 -	22.483	112.0	27.985	13.923	112.2	14.027	99.8	1:18.418	90.85 0.546	15:31:08.510
16 -	22.500	112.5	28.402	13.983	112.4	14.025	99.7	1:18.910	90.28 1.038	15:32:27.420
17 -	22.306	116.5	27.779	13.861	111.2	14.108	99.4	1:18.054 (2)	91.27 0.182	15:33:45.474
18 -	25.531	99.1	28.901	14.111	111.1	IN PIT		1:29.456 P	79.64 11.584	15:35:14.930
19 -	OUTLAP	111.6	28.276	13.770	114.1	14.243	100.9	2:49.082	42.13 1:31.210	15:38:04.012
20 -	22.297	113.1	28.010	13.731	115.5	14.361	101.0	1:18.399	90.87 0.527	15:39:22.411
21 -	22.816	96.4	29.460	14.043	112.9	14.981	98.6	1:21.300	87.63 3.428	15:40:43.711

MCRCB BULLETIN TK067

2021 Bennetts British Superbike Championship - Round 5

2021 Honda British Talent Cup

FREE PRACTICE 2 - SECTOR ANALYSIS



SECTOR 1 = FL to I1, SECTOR 2 = I1 to I2, SECTOR 3 = I2 to I3, SECTOR 4 = I3 to FL, DIFF = Difference To Personal Best Lap, P = Crossed Finish Line in Pit Lane, D = Time Disallowed

P16		5		Mason JOHNSON				Honda - Johnson Racing			
IDEAL LAP TIME : 1:17.696		BEST LAP TIME : 1:18.087				DIFFERENCE : 0.391					
LAP	SECTOR 1	SECTOR 2	SECTOR 3	SECTOR 4	LAP TIME	MPH	DIFF	TIME OF DAY			
1 -	OUTLAP	103.8	30.006	14.370	112.7	14.635	100.1		15:11:25.571		
2 -	22.936	113.1	28.718	14.151	116.1	14.730	99.5	1:20.535	88.46	2.448	15:12:46.106
3 -	23.098	104.2	29.495	14.194	112.2	14.425	99.4	1:21.212	87.72	3.125	15:14:07.318
4 -	22.546	115.3	28.763	14.272	111.4	14.524	100.4	1:20.105	88.94	2.018	15:15:27.423
5 -	22.475	112.5	28.865	13.924	114.1	14.224	99.4	1:19.488	89.63	1.401	15:16:46.911
6 -	22.635	106.5	28.741	13.851	113.7	14.161	100.1	1:19.388	89.74	1.301	15:18:06.299
7 -	22.601	106.8	28.479	13.858	114.3	14.198	100.3	1:19.136	90.03	1.049	15:19:25.435
8 -	22.274	113.5	28.605	13.907	114.7	14.035	101.9	1:18.821	90.39	0.734	15:20:44.256
9 -	22.382	115.5	28.357	13.880	112.5	14.161	100.0	1:18.780	90.43	0.693	15:22:03.036
10 -	22.550	114.3	28.249	13.907	114.7	14.014	99.8	1:18.720	90.50	0.633	15:23:21.756
11 -	22.312	113.7	28.184	13.851	114.7	14.198	100.1	1:18.545	90.70	0.458	15:24:40.301
12 -	22.269	117.7	28.437	13.871	113.3	13.907	101.8	1:18.484	90.77	0.397	15:25:58.785
13 -	22.027	117.9	28.340	13.990	113.7	14.053	101.8	1:18.410 (3)	90.86	0.323	15:27:17.195
14 -	22.337	117.9	28.257	14.106	111.6	14.081	100.0	1:18.781	90.43	0.694	15:28:35.976
15 -	22.454	111.1	28.946	14.137	112.0	IN PIT		1:25.396 P	83.43	7.309	15:30:01.372
16 -	OUTLAP	99.5	29.211	14.114	112.2	14.424	100.3	2:09.439	55.04	51.352	15:32:10.811
17 -	22.675	108.2	28.733	14.110	112.2	14.259	99.2	1:19.777	89.30	1.690	15:33:30.588
18 -	22.620	116.1	28.595	14.075	113.3	14.609	99.7	1:19.899	89.17	1.812	15:34:50.487
19 -	22.205	117.7	28.386	13.894	115.5	14.671	97.5	1:19.156	90.00	1.069	15:36:09.643
20 -	22.931	98.8	28.895	13.922	113.9	14.262	101.6	1:20.010	89.04	1.923	15:37:29.653
21 -	22.251	117.1	27.916	13.892	112.4	14.062	99.7	1:18.121 (2)	91.20	0.034	15:38:47.774
22 -	22.239	119.6	27.911	13.966	112.5	13.971	100.7	1:18.087 (1)	91.23		15:40:05.861

P17		23		Rhys STEPHENSON				Honda - Rocket Racing			
IDEAL LAP TIME : 1:17.603		BEST LAP TIME : 1:18.259				DIFFERENCE : 0.656					
LAP	SECTOR 1	SECTOR 2	SECTOR 3	SECTOR 4	LAP TIME	MPH	DIFF	TIME OF DAY			
1 -	OUTLAP	95.1	29.872	14.323	112.2	14.170	100.4		15:11:38.037		
2 -	22.689	109.1	28.328	14.159	112.7	14.051	100.3	1:19.227	89.92	0.968	15:12:57.264
3 -	22.960	105.5	28.564	13.995	112.2	13.958	100.3	1:19.477	89.64	1.218	15:14:16.741
4 -	22.607	114.7	28.380	14.560	111.6	14.037	98.8	1:19.584	89.52	1.325	15:15:36.325
5 -	22.514	112.7	28.212	13.931	112.4	13.868	99.5	1:18.525	90.73	0.266	15:16:54.850
6 -	22.612	110.5	28.149	13.747	113.5	13.851	100.0	1:18.359 (3)	90.92	0.100	15:18:13.209
7 -	23.343	106.5	28.448	13.984	111.8	14.106	97.5	1:19.881	89.19	1.622	15:19:33.090
8 -	22.699	113.1	28.116	13.930	113.5	13.829	100.0	1:18.574	90.67	0.315	15:20:51.664
9 -	22.706	109.8	28.145	13.797	113.3	13.792	100.0	1:18.440	90.82	0.181	15:22:10.104
10 -	22.691	110.5	28.443	13.922	117.1	14.730	98.3	1:19.786	89.29	1.527	15:23:29.890
11 -	22.482	115.1	28.102	13.838	112.5	13.837	99.7	1:18.259 (1)	91.03		15:24:48.149
12 -	22.495	113.1	27.839	13.935	112.0	14.271	99.7	1:18.540	90.71	0.281	15:26:06.689
13 -	22.395	115.5	28.205	14.132	112.2	13.723	100.0	1:18.455	90.81	0.196	15:27:25.144
14 -	22.579	115.9	28.502	14.587	105.3	14.438	99.5	1:20.106	88.94	1.847	15:28:45.250
15 -	22.853	112.0	28.328	14.010	114.3	14.450	100.7	1:19.641	89.45	1.382	15:30:04.891
16 -	22.700	109.8	28.353	14.100	112.2	13.931	99.2	1:19.084	90.08	0.825	15:31:23.975
17 -	22.519	113.9	28.407	14.047	110.9	13.951	99.8	1:18.924	90.27	0.665	15:32:42.899
18 -	22.576	112.4	28.184	13.962	111.4	14.021	99.7	1:18.743	90.47	0.484	15:34:01.642
19 -	22.419	114.5	28.125	14.022	111.8	13.824	100.9	1:18.390	90.88	0.131	15:35:20.032
20 -	22.330	116.1	27.985	13.711	114.9	14.699	101.2	1:18.725	90.50	0.466	15:36:38.757
21 -	22.579	111.4	28.869	14.046	114.3	14.150	97.9	1:19.644	89.45	1.385	15:37:58.401
22 -	22.560	114.9	28.370	14.729	109.8	14.045	98.9	1:19.704	89.38	1.445	15:39:18.105
23 -	22.487	116.7	27.926	14.046	111.6	13.826	100.0	1:18.285 (2)	91.00	0.026	15:40:36.390

Weather / Track : Sunny / Dry

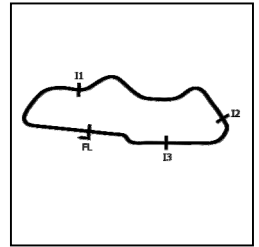
Donington Park National
Circuit Length = 1.9790 miles
Start: 15:10 Flag 15:40 End: 15:41

MCRCB BULLETIN TK067

2021 Bennetts British Superbike Championship - Round 5

2021 Honda British Talent Cup

FREE PRACTICE 2 - SECTOR ANALYSIS



SECTOR 1 = FL to I1, SECTOR 2 = I1 to I2, SECTOR 3 = I2 to I3, SECTOR 4 = I3 to FL, DIFF = Difference To Personal Best Lap, P = Crossed Finish Line in Pit Lane, D = Time Disallowed

P18		2		Rhys COATES		Honda - Ernie Coates Race Support / SP125 Racing						
IDEAL LAP TIME : 1:17.771		BEST LAP TIME : 1:18.379		DIFFERENCE : 0.608								
LAP	SECTOR 1	SECTOR 2	SECTOR 3	SECTOR 4	LAP TIME	MPH	DIFF	TIME OF DAY				
1 -	OUTLAP	108.9	28.759	14.060	112.4	14.766	100.3		15:11:23.187			
2 -	22.585	113.3	28.605	13.842	113.7	14.748	99.2	1:19.780	89.30	1.401	15:12:42.967	
3 -	22.683	114.9	28.597	13.944	111.8	14.619	100.1	1:19.843	89.23	1.464	15:14:02.810	
4 -	22.517	114.1	28.421	14.432	111.4	14.873	98.5	1:20.243	88.78	1.864	15:15:23.053	
5 -	22.606	113.9	28.632	14.090	111.8	14.714	97.8	1:20.042	89.01	1.663	15:16:43.095	
6 -	22.710	112.7	28.421	13.824	112.7	14.674	98.8	1:19.629	89.47	1.250	15:18:02.724	
7 -	22.799	110.5	29.103	13.914	112.4	14.483	99.5	1:20.299	88.72	1.920	15:19:23.023	
8 -	22.570	115.9	28.119	13.982	112.4	14.612	100.0	1:19.283	89.86	0.904	15:20:42.306	
9 -	22.579	116.7	27.699	13.760	113.9	14.341	100.1	1:18.379 (1)	90.89		15:22:00.685	
10 -	22.289	116.1	29.598	13.813	113.7	14.621	97.5	1:20.321	88.70	1.942	15:23:21.006	
11 -	22.539	112.4	27.970	13.852	113.3	14.853	97.6	1:19.214	89.94	0.835	15:24:40.220	
12 -	22.748	113.3	28.377	13.980	113.3	14.637	99.5	1:19.742	89.34	1.363	15:25:59.962	
13 -	22.517	115.3	28.303	14.071	112.4	14.829	98.5	1:19.720	89.37	1.341	15:27:19.682	
14 -	22.604	114.5	28.959	14.273	110.9	IN PIT		1:25.462	P	83.36	7.083	15:28:45.144
15 -	OUTLAP	108.0	29.154	14.149	114.3	14.868	99.4	3:25.534	34.66	2:07.155	15:32:10.678	
16 -	23.040	103.7	28.734	14.233	113.9	14.682	97.6	1:20.689	88.29	2.310	15:33:31.367	
17 -	22.374	116.3	28.205	13.989	115.9	14.439	98.6	1:19.007	(3)	90.17	0.628	15:34:50.374
18 -	22.598	109.4	28.518	13.902	114.1	14.730	99.5	1:19.748	89.33	1.369	15:36:10.122	
19 -	22.854	101.9	28.919	13.641	115.5	14.527	101.0	1:19.941	89.12	1.562	15:37:30.063	
20 -	22.169	114.1	28.605	14.003	112.5	14.262	99.7	1:19.039	90.14	0.660	15:38:49.102	
21 -	22.374	116.3	28.123	13.958	112.5	14.532	100.0	1:18.987	(2)	90.20	0.608	15:40:08.089

P19		8		Ross MOORE		Honda - B Moore Honda						
IDEAL LAP TIME : 1:18.092		BEST LAP TIME : 1:18.545		DIFFERENCE : 0.453								
LAP	SECTOR 1	SECTOR 2	SECTOR 3	SECTOR 4	LAP TIME	MPH	DIFF	TIME OF DAY				
1 -	OUTLAP	91.1	30.635	14.550	115.1	14.480	101.5		15:11:35.452			
2 -	22.937	105.8	28.493	13.801	117.3	14.210	100.4	1:19.441	89.68	0.896	15:12:54.893	
3 -	22.376	111.2	28.880	13.920	115.7	14.295	101.5	1:19.471	89.65	0.926	15:14:14.364	
4 -	22.285	108.9	28.060	13.919	114.7	14.281	100.9	1:18.545 (1)	90.70		15:15:32.909	
5 -	22.336	113.3	28.273	13.804	114.7	14.311	98.1	1:18.724	(3)	90.50	0.179	15:16:51.633
6 -	22.682	108.7	28.247	13.719	114.9	14.028	101.5	1:18.676	(2)	90.55	0.131	15:18:10.309
7 -	23.041	106.5	28.100	13.974	113.9	14.264	100.4	1:19.379	89.75	0.834	15:19:29.688	
8 -	22.417	113.3	28.518	13.989	115.1	14.228	100.3	1:19.152	90.01	0.607	15:20:48.840	
9 -	22.642	112.5	28.747	14.186	115.1	14.410	99.8	1:19.985	89.07	1.440	15:22:08.825	
10 -	22.543	107.5	28.375	14.051	114.9	14.155	100.1	1:19.124	90.04	0.579	15:23:27.949	
11 -	22.495	109.4	28.249	13.846	115.3	14.146	100.0	1:18.736	90.48	0.191	15:24:46.685	
12 -	22.717	107.7	28.512	14.060	112.0	IN PIT		1:24.641	P	84.17	6.096	15:26:11.326
13 -	OUTLAP	99.2	28.984	14.670	111.4	14.964	98.8	2:34.006	46.26	1:15.461	15:28:45.332	
14 -	22.613	107.3	28.176	14.175	113.1	14.384	100.3	1:19.348	89.78	0.803	15:30:04.680	
15 -	22.731	107.0	28.903	14.290	113.9	14.296	101.2	1:20.220	88.81	1.675	15:31:24.900	
16 -	22.625	108.7	28.625	14.192	112.7	14.341	99.7	1:19.783	89.30	1.238	15:32:44.683	
17 -	22.808	108.5	28.471	14.214	111.8	14.529	99.4	1:20.022	89.03	1.477	15:34:04.705	
18 -	22.958	104.5	28.550	14.362	113.7	14.482	100.3	1:20.352	88.66	1.807	15:35:25.057	
19 -	22.677	106.5	29.154	14.135	115.5	14.447	101.9	1:20.413	88.60	1.868	15:36:45.470	
20 -	22.826	102.1	28.478	13.942	114.3	14.266	100.9	1:19.512	89.60	0.967	15:38:04.982	
21 -	22.403	107.5	28.157	14.109	113.3	14.239	101.2	1:18.908	90.29	0.363	15:39:23.890	
22 -	23.052	104.0	29.865	14.219	114.7	14.222	101.8	1:21.358	87.57	2.813	15:40:45.248	

Weather / Track : Sunny / Dry

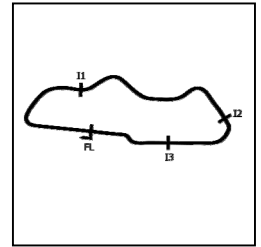
Donington Park National
Circuit Length = 1.9790 miles
Start: 15:10 Flag 15:40 End: 15:41

MCRCB BULLETIN TK067

2021 Bennetts British Superbike Championship - Round 5

2021 Honda British Talent Cup

FREE PRACTICE 2 - SECTOR ANALYSIS



SECTOR 1 = FL to I1, SECTOR 2 = I1 to I2, SECTOR 3 = I2 to I3, SECTOR 4 = I3 to FL, DIFF = Difference To Personal Best Lap, P = Crossed Finish Line in Pit Lane, D = Time Disallowed

P20 12		Josh BANNISTER				Honda - Dunsley Heat Racing			
IDEAL LAP TIME : 1:18.657		BEST LAP TIME : 1:18.828				DIFFERENCE : 0.171			
LAP	SECTOR 1	SECTOR 2	SECTOR 3	SECTOR 4	LAP TIME	MPH	DIFF	TIME OF DAY	
1 -	96.6	29.603	14.070	112.7	15.044	101.8		15:11:26.414	
2 -	22.922	106.5	28.986	13.817	116.3	14.293	102.7	1:20.018 89.03 1.190 15:12:46.432	
3 -	23.141	103.5	29.619	14.107	112.9	14.822	99.4	1:21.689 87.21 2.861 15:14:08.121	
4 -	22.689	108.5	29.074	14.001	112.0	14.608	101.8	1:20.372 88.64 1.544 15:15:28.493	
5 -	22.612	103.2	28.731	13.859	114.5	14.234	100.7	1:19.436 (3) 89.69 0.608 15:16:47.929	
6 -	22.456	106.8	28.506	13.724	116.1	14.142	102.1	1:18.828 (1) 90.38 15:18:06.757	
7 -	23.036	109.6	28.659	13.906	113.7	14.015	100.9	1:19.616 89.48 0.788 15:19:26.373	
8 -	22.412	112.7	28.934	13.909	114.9	14.266	101.3	1:19.521 89.59 0.693 15:20:45.894	
9 -	23.187	113.3	29.011	14.071	112.7	14.510	99.2	1:20.779 88.19 1.951 15:22:06.673	
10 -	22.745	111.2	28.661	13.889	113.7	14.051	99.5	1:19.346 (2) 89.79 0.518 15:23:26.019	
11 -	22.692	109.6	28.617	14.059	112.4	IN PIT		1:27.321 P 81.59 8.493 15:24:53.340	
12 -	OUTLAP	98.6	29.508	14.325	112.2	14.967	100.1	1:46.475 66.91 27.647 15:26:39.815	
13 -	22.992	104.2	29.277	14.433	113.3	14.951	99.2	1:21.653 87.25 2.825 15:28:01.468	
14 -	23.340	102.4	29.335	14.065	113.7	14.877	99.4	1:21.617 87.29 2.789 15:29:23.085	
15 -	23.736	101.2	28.959	14.298	113.1	14.743	99.7	1:21.736 87.16 2.908 15:30:44.821	
16 -	23.643	105.6	29.384	14.055	112.2	14.802	97.9	1:21.884 87.00 3.056 15:32:06.705	
17 -	23.065	102.2	29.382	14.078	112.7	IN PIT		1:25.600 P 83.23 6.772 15:33:32.305	
18 -	OUTLAP	109.8	29.152	13.930	113.7	14.201	99.5	1:46.376 66.97 27.548 15:35:18.681	
19 -	22.506	105.3	28.801	13.968	113.9	14.463	102.2	1:19.738 89.35 0.910 15:36:38.419	
20 -	23.165	108.4	29.387	13.958	112.0	14.692	101.6	1:21.202 87.73 2.374 15:37:59.621	
21 -	22.961	101.2	29.811	14.433	112.7	14.614	100.6	1:21.819 87.07 2.991 15:39:21.440	
22 -	23.605	99.2	29.766	14.079	111.1	14.903	101.2	1:22.353 86.51 3.525 15:40:43.793	

P21 66		Rossi DOBSON				Honda - WM Racing			
IDEAL LAP TIME : 1:18.448		BEST LAP TIME : 1:18.972				DIFFERENCE : 0.524			
LAP	SECTOR 1	SECTOR 2	SECTOR 3	SECTOR 4	LAP TIME	MPH	DIFF	TIME OF DAY	
1 -	OUTLAP	89.2	31.176	14.442	114.5	14.829	100.9		15:11:28.979
2 -	22.666	106.1	29.093	14.104	116.1	14.290	101.8	1:20.153 88.88 1.181 15:12:49.132	
3 -	23.026	108.7	29.044	13.955	115.3	14.235	101.8	1:20.260 88.76 1.288 15:14:09.392	
4 -	22.704	110.7	28.792	14.120	115.1	14.068	103.0	1:19.684 89.41 0.712 15:15:29.076	
5 -	22.466	110.1	30.091	14.038	114.5	14.209	102.2	1:20.804 88.17 1.832 15:16:49.880	
6 -	22.359	110.1	28.763	13.873	115.3	14.076	102.2	1:19.071 (2) 90.10 0.099 15:18:08.951	
7 -	22.535	111.6	28.834	15.288	98.9	IN PIT		1:24.654 P 84.16 5.682 15:19:33.605	
8 -	OUTLAP	94.7	30.985	14.978	108.5	15.628	94.6	2:05.026 56.98 46.054 15:21:38.631	
9 -	25.751	105.3	29.290	14.159	115.1	14.270	100.7	1:23.470 85.35 4.498 15:23:02.101	
10 -	22.837	106.0	29.092	14.506	113.3	15.078	97.9	1:21.513 87.40 2.541 15:24:23.614	
11 -	23.968	97.3	30.231	14.333	113.7	14.304	101.0	1:22.836 86.00 3.864 15:25:46.450	
12 -	23.620	94.3	32.388	14.317	113.9	14.192	101.2	1:24.517 84.29 5.545 15:27:10.967	
13 -	22.524	110.1	28.743	14.407	112.2	IN PIT		1:23.392 P 85.43 4.420 15:28:34.359	
14 -	OUTLAP	110.1	29.077	14.160	114.1	14.143	102.2	1:33.006 76.60 14.034 15:30:07.365	
15 -	22.490	110.7	28.490	13.944	115.1	14.917	97.3	1:19.841 89.23 0.869 15:31:27.206	
16 -	22.676	108.7	29.549	14.677	109.1	IN PIT		1:24.397 P 84.41 5.425 15:32:51.603	
17 -	OUTLAP	103.5	29.166	14.294	112.9	14.231	101.3	1:50.886 64.25 31.914 15:34:42.489	
18 -	22.553	110.9	28.416	14.015	112.7	14.117	101.0	1:19.101 (3) 90.07 0.129 15:36:01.590	
19 -	22.315	111.8	28.435	14.109	113.1	14.113	100.9	1:18.972 (1) 90.21 15:37:20.562	
20 -	22.404	113.9	28.192	14.097	113.1	14.496	99.8	1:19.189 89.97 0.217 15:38:39.751	
21 -	22.600	113.3	28.322	14.970	107.8	14.868	97.1	1:20.760 88.21 1.788 15:40:00.511	

Weather / Track : Sunny / Dry

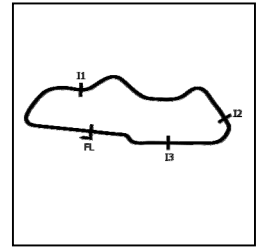
Donington Park National
Circuit Length = 1.9790 miles
Start: 15:10 Flag 15:40 End: 15:41

MCRCB BULLETIN TK067

2021 Bennetts British Superbike Championship - Round 5

2021 Honda British Talent Cup

FREE PRACTICE 2 - SECTOR ANALYSIS



SECTOR 1 = FL to I1, SECTOR 2 = I1 to I2 SECTOR 3 = I2 to I3, SECTOR 4 = I3 to FL, DIFF = Difference To Personal Best Lap, P = Crossed Finish Line in Pit Lane, D = Time Disallowed

P22 41		Luca HOPKINS				Honda - Wilson Racing						
IDEAL LAP TIME : 1:18.929		BEST LAP TIME : 1:19.134				DIFFERENCE : 0.205						
LAP	SECTOR 1	SECTOR 2	SECTOR 3	SECTOR 4	LAP TIME	MPH	DIFF	TIME OF DAY				
1 -	OUTLAP	92.9	31.096	14.709	112.2	15.205	99.5		15:11:41.743			
2 -	23.413	102.9	30.077	14.568	114.3	15.954	98.8	1:24.012	84.80	4.878	15:13:05.755	
3 -	23.022	106.8	29.620	14.437	113.3	14.754	101.5	1:21.833	87.06	2.699	15:14:27.588	
4 -	23.208	102.7	29.790	14.775	112.5	14.869	99.1	1:22.642	86.21	3.508	15:15:50.230	
5 -	23.197	106.0	29.496	14.322	112.4	14.515	98.8	1:21.530	87.38	2.396	15:17:11.760	
6 -	23.024	104.3	29.208	14.129	112.9	15.064	97.5	1:21.425	87.49	2.291	15:18:33.185	
7 -	23.190	107.3	29.218	14.381	109.2	14.624	99.4	1:21.413	87.51	2.279	15:19:54.598	
8 -	22.823	104.2	28.947	14.398	112.9	14.376	100.0	1:20.544	88.45	1.410	15:21:15.142	
9 -	22.896	101.0	29.133	14.155	113.9	14.507	98.3	1:20.691	88.29	1.557	15:22:35.833	
10 -	22.799	104.0	28.467	14.080	113.3	14.597	99.1	1:19.943	89.12	0.809	15:23:55.776	
11 -	23.130	106.3	28.941	14.162	113.3	14.827	98.5	1:21.060	87.89	1.926	15:25:16.836	
12 -	23.987	99.8	28.863	14.091	112.4	14.743	99.2	1:21.684	87.22	2.550	15:26:38.520	
13 -	22.802	104.2	28.884	14.156	112.5	23.007	83.1	1:28.849	80.18	9.715	15:28:07.369	
14 -	24.102	100.3	29.754	16.746	108.0	IN PIT		1:33.091	P	76.53	13.957	15:29:40.460
15 -	OUTLAP	101.6	29.351	14.234	112.4	14.730	99.4	2:30.003	47.49	1:10.869	15:32:10.463	
16 -	22.880	105.8	28.989	14.259	113.1	15.323	96.9	1:21.451	87.47	2.317	15:33:31.914	
17 -	23.262	106.8	29.531	14.066	114.3	14.469	101.0	1:21.328	87.60	2.194	15:34:53.242	
18 -	22.451	109.4	28.873	14.213	112.2	14.487	100.3	1:20.024	89.03	0.890	15:36:13.266	
19 -	22.629	107.3	28.337	13.969	114.3	14.199	101.6	1:19.134 (1)	90.03		15:37:32.400	
20 -	22.729	105.8	28.831	14.104	114.5	14.186	100.9	1:19.850	(3)	89.22	0.716	15:38:52.250
21 -	22.532	106.5	28.323	13.989	113.5	14.391	100.1	1:19.235	(2)	89.91	0.101	15:40:11.485

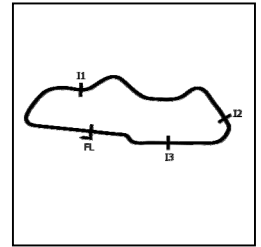
P23 33		JJ CUNNINGHAM				Honda - Thorneycroft56 / JCRsupersport						
IDEAL LAP TIME : 1:19.044		BEST LAP TIME : 1:19.275				DIFFERENCE : 0.231						
LAP	SECTOR 1	SECTOR 2	SECTOR 3	SECTOR 4	LAP TIME	MPH	DIFF	TIME OF DAY				
1 -	OUTLAP	87.3	31.026	14.619	112.0	15.536	100.0		15:11:40.753			
2 -	24.017	97.1	30.242	14.461	112.4	14.906	100.0	1:23.626	85.19	4.351	15:13:04.379	
3 -	23.142	102.9	29.689	14.493	110.7	14.982	100.4	1:22.306	86.56	3.031	15:14:26.685	
4 -	23.753	94.6	29.958	14.924	110.9	15.140	97.6	1:23.775	85.04	4.500	15:15:50.460	
5 -	23.315	100.0	30.022	14.430	111.4	14.825	99.5	1:22.592	86.26	3.317	15:17:13.052	
6 -	23.034	102.7	29.067	14.249	111.6	14.509	99.8	1:20.859	88.11	1.584	15:18:33.911	
7 -	23.208	105.1	30.177	14.215	112.0	14.742	99.5	1:22.342	86.52	3.067	15:19:56.253	
8 -	22.919	108.0	28.765	14.073	112.0	14.466	99.5	1:20.223	88.81	0.948	15:21:16.476	
9 -	22.830	106.6	29.001	14.080	112.7	14.484	99.5	1:20.395	88.62	1.120	15:22:36.871	
10 -	22.702	109.1	28.521	14.079	112.4	14.483	100.6	1:19.785	(2)	89.29	0.510	15:23:56.656
11 -	22.876	104.6	29.920	14.294	111.1	14.507	100.3	1:21.597	87.31	2.322	15:25:18.253	
12 -	23.520	94.6	30.071	15.026	85.7	IN PIT		1:29.533	P	79.57	10.258	15:26:47.786
13 -	OUTLAP	95.8	29.541	14.257	112.0	14.585	99.5	4:26.862	26.69	3:07.587	15:31:14.648	
14 -	22.795	107.0	29.124	14.306	110.7	14.863	98.6	1:21.088	87.86	1.813	15:32:35.736	
15 -	22.697	107.0	28.469	14.420	109.1	14.595	98.9	1:20.181	88.85	0.906	15:33:55.917	
16 -	22.353	109.6	28.700	13.930	113.1	14.292	100.9	1:19.275 (1)	89.87		15:35:15.192	
17 -	22.815	108.7	29.679	14.155	111.6	14.742	100.7	1:21.391	87.53	2.116	15:36:36.583	
18 -	23.424	104.0	31.546	15.214	86.3	15.582	99.2	1:25.766	83.07	6.491	15:38:02.349	
19 -	22.768	109.2	28.761	13.975	110.9	14.644	99.4	1:20.148	(3)	88.89	0.873	15:39:22.497
20 -	23.561	106.5	29.053	14.182	110.5	15.384	97.2	1:22.180	86.69	2.905	15:40:44.677	

P24 21		Troy JEFFREY				Honda - Stiggymotorsport						
IDEAL LAP TIME : 1:18.862		BEST LAP TIME : 1:19.313				DIFFERENCE : 0.451						
LAP	SECTOR 1	SECTOR 2	SECTOR 3	SECTOR 4	LAP TIME	MPH	DIFF	TIME OF DAY				
1 -	OUTLAP	95.3	30.377	14.215	116.7	14.688	102.9		15:11:39.258			
2 -	22.467	102.1	28.733	13.904	118.1	14.254	103.2	1:19.358	(2)	89.77	0.045	15:12:58.616
3 -	22.674	102.7	28.832	13.917	116.7	13.890	102.6	1:19.313 (1)	89.82		15:14:17.929	
4 -	22.335	112.4	28.995	18.979	84.4	IN PIT		1:31.457	P	77.90	12.144	15:15:49.386
5 -	OUTLAP	91.1	35.987	20.232	69.5	IN PIT		4:24.352	P	26.95	3:05.039	15:20:13.738

Weather / Track : Sunny / Dry

Donington Park National
Circuit Length = 1.9790 miles
Start: 15:10 Flag 15:40 End: 15:41

FREE PRACTICE 2 - SECTOR ANALYSIS



SECTOR 1 = FL to I1, SECTOR 2 = I1 to I2 SECTOR 3 = I2 to I3, SECTOR 4 = I3 to FL, DIFF = Difference To Personal Best Lap, P = Crossed Finish Line in Pit Lane, D = Time Disallowed

P25 65		Alexander ROWAN				Honda - Victoria House Mortimer Racing					
IDEAL LAP TIME : 1:18.688		BEST LAP TIME : 1:19.330				DIFFERENCE : 0.642					
LAP	SECTOR 1	SECTOR 2	SECTOR 3	SECTOR 4	LAP TIME	MPH	DIFF	TIME OF DAY			
1 -	OUTLAP	101.0	30.104	14.386	109.2	16.012	100.0		15:11:57.702		
2 -	23.554	101.0	29.387	14.183	114.3	14.713	101.3	1:21.837	87.05	2.507	15:13:19.539
3 -	23.172	102.9	29.014	14.270	113.9	14.606	100.7	1:21.062	87.89	1.732	15:14:40.601
4 -	22.625	106.0	28.991	14.114	114.5	14.398	101.2	1:20.128	88.91	0.798	15:16:00.729
5 -	22.633	105.1	28.775	13.926	114.3	14.423	99.7	1:19.757	89.32	0.427	15:17:20.486
6 -	22.567	107.7	28.716	13.953	114.5	14.280	101.2	1:19.516 (3)	89.60	0.186	15:18:40.002
7 -	23.108	110.7	28.907	14.475	112.5	14.298	101.2	1:20.788	88.18	1.458	15:20:00.790
8 -	22.613	108.5	28.681	14.008	114.5	14.481	101.3	1:19.783	89.30	0.453	15:21:20.573
9 -	22.480	107.3	28.598	13.852	115.1	14.568	100.1	1:19.498 (2)	89.62	0.168	15:22:40.071
10 -	22.754	110.5	28.424	13.883	115.9	14.558	101.0	1:19.619	89.48	0.289	15:23:59.690
11 -	22.574	98.5	28.702	13.788	115.3	14.266	102.6	1:19.330 (1)	89.81		15:25:19.020
12 -	22.910	106.6	29.137	13.749	116.3	14.533	103.2	1:20.329	88.69	0.999	15:26:39.349

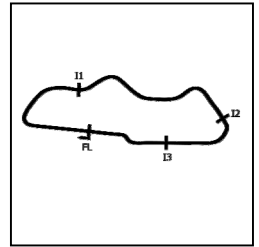
P26 44		Lucas HILL				Honda - Ashcourt Racing					
IDEAL LAP TIME : 1:19.559		BEST LAP TIME : 1:19.635				DIFFERENCE : 0.076					
LAP	SECTOR 1	SECTOR 2	SECTOR 3	SECTOR 4	LAP TIME	MPH	DIFF	TIME OF DAY			
1 -	OUTLAP	95.0	31.529	14.839	113.1	15.007	100.7		15:11:39.612		
2 -	23.178	102.9	30.233	14.862	112.0	15.047	99.2	1:23.320	85.50	3.685	15:13:02.932
3 -	23.282	107.0	30.309	14.820	111.4	14.661	99.1	1:23.072	85.76	3.437	15:14:26.004
4 -	23.827	109.6	30.915	14.883	112.5	14.914	100.9	1:24.539	84.27	4.904	15:15:50.543
5 -	23.506	107.5	30.660	14.768	110.3	IN PIT		1:31.958 P	77.47	12.323	15:17:22.501
6 -	OUTLAP	97.5	30.919	14.611	111.6	15.174	97.3	2:17.183	51.93	57.548	15:19:39.684
7 -	23.770	100.7	30.437	14.670	112.2	15.088	98.8	1:23.965	84.85	4.330	15:21:03.649
8 -	23.562	108.9	30.386	14.533	112.7	14.627	99.1	1:23.108	85.72	3.473	15:22:26.757
9 -	23.381	108.4	29.885	14.754	107.8	IN PIT		1:33.965 P	75.82	14.330	15:24:00.722
10 -	OUTLAP	102.6	30.491	14.561	109.8	14.961	99.4	2:17.243	51.91	57.608	15:26:17.965
11 -	23.206	111.1	29.976	14.639	110.5	14.865	98.6	1:22.686	86.16	3.051	15:27:40.651
12 -	23.102	112.7	29.269	14.650	110.1	15.831	97.3	1:22.852	85.99	3.217	15:29:03.503
13 -	23.108	110.0	29.787	14.368	111.8	14.591	97.5	1:21.854	87.04	2.219	15:30:25.357
14 -	22.959	112.5	29.336	14.427	111.6	14.660	97.2	1:21.382	87.54	1.747	15:31:46.739
15 -	23.220	113.5	29.210	14.459	110.3	14.357	98.8	1:21.246	87.69	1.611	15:33:07.985
16 -	22.920	114.5	28.688	14.318	110.7	14.374	96.8	1:20.300	88.72	0.665	15:34:28.285
17 -	22.879	115.5	29.103	14.177	110.9	14.239	98.2	1:20.398	88.61	0.763	15:35:48.683
18 -	22.849	114.1	28.795	14.173	110.9	14.221	98.3	1:20.038 (2)	89.01	0.403	15:37:08.721
19 -	22.722	110.9	29.030	14.351	110.7	14.323	98.1	1:20.426	88.58	0.791	15:38:29.147
20 -	22.815	111.8	28.812	14.340	110.7	14.327	97.6	1:20.294 (3)	88.73	0.659	15:39:49.441
21 -	22.756	112.7	28.473	14.143	110.9	14.263	98.1	1:19.635 (1)	89.46		15:41:09.076

MCRCB BULLETIN TK067

2021 Bennetts British Superbike Championship - Round 5

2021 Honda British Talent Cup

FREE PRACTICE 2 - SECTOR ANALYSIS



SECTOR 1 = FL to I1, SECTOR 2 = I1 to I2, SECTOR 3 = I2 to I3, SECTOR 4 = I3 to FL, DIFF = Difference To Personal Best Lap, P = Crossed Finish Line in Pit Lane, D = Time Disallowed

P27 61		Harrison MACKAY				Honda - True Heroes Racing / Super Soco					
IDEAL LAP TIME : 1:19.907		BEST LAP TIME : 1:20.080				DIFFERENCE : 0.173					
LAP	SECTOR 1	SECTOR 2	SECTOR 3	SECTOR 4	LAP TIME	MPH	DIFF	TIME OF DAY			
1 -	OUTLAP	103.8	30.604	14.221	116.9	15.034	103.4		15:11:32.740		
2 -	23.017	109.2	29.342	13.930	116.9	14.811	102.7	1:21.100	87.85	1.020	15:12:53.840
3 -	22.923	111.4	29.207	13.945	115.5	14.727	102.6	1:20.802	88.17	0.722	15:14:14.642
4 -	22.587	112.4	29.051	14.445	114.5	14.743	101.6	1:20.826	88.14	0.746	15:15:35.468
5 -	22.743	110.1	29.305	13.962	116.7	14.731	101.0	1:20.741	(3) 88.24	0.661	15:16:56.209
6 -	22.678	111.2	28.810	13.993	115.1	14.599	101.5	1:20.080	(1) 88.96		15:18:16.289
7 -	23.887	104.3	29.469	14.438	113.1	IN PIT		1:28.714	P 80.31	8.634	15:19:45.003
8 -	OUTLAP	99.8	30.213	14.504	112.7	14.715	102.2	2:24.310	49.37	1:04.230	15:22:09.313
9 -	22.893	110.1	28.885	13.911	118.1	15.382	100.7	1:21.071	87.88	0.991	15:23:30.384
10 -	22.880	110.1	28.876	14.060	116.3	IN PIT		1:27.069	P 81.82	6.989	15:24:57.453
11 -	OUTLAP	105.6	29.895	14.161	115.1	14.643	101.5	2:18.833	51.31	58.753	15:27:16.286
12 -	23.712	102.7	29.271	14.124	113.7	IN PIT		1:28.305	P 80.68	8.225	15:28:44.591
13 -	OUTLAP	101.5	29.545	14.200	113.3	15.058	100.4	3:50.988	30.84	2:30.908	15:32:35.579
14 -	23.133	105.8	28.969	14.121	113.9	14.818	101.5	1:21.041	87.91	0.961	15:33:56.620
15 -	23.000	109.1	29.272	14.076	115.1	14.636	100.9	1:20.984	87.97	0.904	15:35:17.604
16 -	22.815	109.6	29.080	14.075	114.3	14.668	102.2	1:20.638	(2) 88.35	0.558	15:36:38.242
17 -	22.952	109.2	29.541	13.961	115.5	14.749	101.8	1:21.203	87.73	1.123	15:37:59.445
18 -	22.926	100.6	29.197	14.075	114.5	14.850	101.3	1:21.048	87.90	0.968	15:39:20.493
19 -	23.077	107.7	28.975	14.105	114.5	15.017	99.5	1:21.174	87.77	1.094	15:40:41.667

P28 22		Anthony EAGLE				Honda - Microlise Cresswell Racing					
IDEAL LAP TIME : 1:20.194		BEST LAP TIME : 1:20.311				DIFFERENCE : 0.117					
LAP	SECTOR 1	SECTOR 2	SECTOR 3	SECTOR 4	LAP TIME	MPH	DIFF	TIME OF DAY			
1 -	OUTLAP	96.6	30.979	14.522	111.8	14.888	100.4				15:12:31.515
2 -	23.445	105.5	30.220	14.506	110.7	14.961	99.5	1:23.132	85.70	2.821	15:13:54.647
3 -	23.533	102.9	29.798	14.421	111.1	14.747	99.8	1:22.499	86.36	2.188	15:15:17.146
4 -	23.518	101.6	29.550	14.466	110.5	14.885	98.3	1:22.419	86.44	2.108	15:16:39.565
5 -	23.548	104.0	29.397	14.417	109.4	14.695	98.9	1:22.057	86.82	1.746	15:18:01.622
6 -	23.482	101.6	29.778	14.268	111.4	14.765	100.7	1:22.293	86.57	1.982	15:19:23.915
7 -	23.255	103.2	29.508	14.194	113.9	14.467	100.3	1:21.424	87.50	1.113	15:20:45.339
8 -	23.027	104.3	29.487	14.242	112.0	14.722	99.2	1:21.478	87.44	1.167	15:22:06.817
9 -	23.175	105.1	29.444	14.380	110.7	14.397	99.4	1:21.396	87.53	1.085	15:23:28.213
10 -	23.134	101.2	29.552	14.172	111.1	IN PIT		1:26.779	P 82.10	6.468	15:24:54.992
11 -	OUTLAP	100.9	30.105	14.732	108.9	14.903	98.5	3:09.366	37.62	1:49.055	15:28:04.358
12 -	23.580	101.5	29.747	14.429	109.1	15.131	94.6	1:22.887	85.95	2.576	15:29:27.245
13 -	23.616	103.5	29.461	14.561	109.8	14.553	99.5	1:22.191	86.68	1.880	15:30:49.436
14 -	23.320	103.0	29.326	14.288	111.1	14.830	100.0	1:21.764	87.13	1.453	15:32:11.200
15 -	22.993	105.0	28.998	14.203	111.6	14.566	100.4	1:20.760	(2) 88.21	0.449	15:33:31.960
16 -	22.716	105.0	28.992	14.189	111.6	14.414	100.3	1:20.311	(1) 88.71		15:34:52.271
17 -	22.633	107.7	29.507	14.356	110.0	14.608	100.3	1:21.104	(3) 87.84	0.793	15:36:13.375
18 -	22.867	107.2	29.593	14.439	110.5	IN PIT		1:26.500	P 82.36	6.189	15:37:39.875
19 -	OUTLAP	98.8	29.923	14.543	110.0	14.964	99.4	3:06.231	38.25	1:45.920	15:40:46.106

Weather / Track : Sunny / Dry

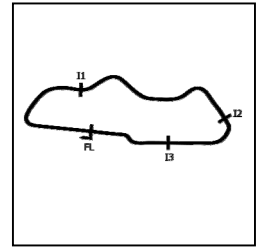
Donington Park National
Circuit Length = 1.9790 miles
Start: 15:10 Flag 15:40 End: 15:41

MCRCB BULLETIN TK067

2021 Bennetts British Superbike Championship - Round 5

2021 Honda British Talent Cup

FREE PRACTICE 2 - SECTOR ANALYSIS



SECTOR 1 = FL to I1, SECTOR 2 = I1 to I2, SECTOR 3 = I2 to I3, SECTOR 4 = I3 to FL, DIFF = Difference To Personal Best Lap, P = Crossed Finish Line in Pit Lane, D = Time Disallowed

P29 99		Peter WILLIS				Honda - WM Racing					
IDEAL LAP TIME : 1:19.972		BEST LAP TIME : 1:20.615				DIFFERENCE : 0.643					
LAP	SECTOR 1	SECTOR 2	SECTOR 3	SECTOR 4	LAP TIME	MPH	DIFF	TIME OF DAY			
1 -	OUTLAP	87.8	30.674	14.656	112.7	15.366	100.7		15:11:36.250		
2 -	23.461	100.1	29.513	14.168	113.3	15.004	100.0	1:22.146	86.73	1.531	15:12:58.396
3 -	23.297	97.9	29.335	14.337	114.3	14.597	101.2	1:21.566	87.34	0.951	15:14:19.962
4 -	23.149	99.1	29.271	15.246	109.2	14.991	99.7	1:22.657	86.19	2.042	15:15:42.619
5 -	23.331	99.5	29.599	15.309	113.9	14.661	100.9	1:22.900	85.94	2.285	15:17:05.519
6 -	22.812	104.8	29.036	14.178	113.9	14.589	101.2	1:20.615 (1)	88.37		15:18:26.134
7 -	23.476	100.0	29.499	14.251	113.9	14.695	100.4	1:21.921	86.96	1.306	15:19:48.055
8 -	23.234	105.1	29.393	14.414	114.9	14.720	100.7	1:21.761	87.13	1.146	15:21:09.816
9 -	22.978	101.5	29.208	14.188	114.7	14.728	99.5	1:21.102	87.84	0.487	15:22:30.918
10 -	23.162	98.9	29.355	14.179	113.9	17.089	94.1	1:23.785	85.03	3.170	15:23:54.703
11 -	23.376	100.4	29.379	14.177	114.3	14.790	99.8	1:21.722	87.18	1.107	15:25:16.425
12 -	24.195	98.3	29.658	14.170	114.5	14.810	101.0	1:22.833	86.01	2.218	15:26:39.258
13 -	23.307	101.8	29.068	14.615	113.7	14.968	99.4	1:21.958	86.93	1.343	15:28:01.216
14 -	23.330	101.9	29.069	14.410	112.0	14.961	99.1	1:21.770	87.13	1.155	15:29:22.986
15 -	23.608	102.1	28.954	14.314	113.3	14.798	99.7	1:21.674	87.23	1.059	15:30:44.660
16 -	23.544	101.9	29.281	14.202	111.8	14.733	99.8	1:21.760	87.14	1.145	15:32:06.420
17 -	23.194	101.3	29.115	14.316	112.4	14.654	99.1	1:21.279	87.65	0.664	15:33:27.699
18 -	22.984	106.1	29.048	14.422	112.9	14.392	100.7	1:20.846 (3)	88.12	0.231	15:34:48.545
19 -	23.056	103.4	29.048	14.194	112.9	14.493	100.3	1:20.791 (2)	88.18	0.176	15:36:09.336
20 -	23.100	103.4	30.296	14.119	116.5	15.062	100.0	1:22.577	86.27	1.962	15:37:31.913
21 -	22.561	108.7	29.740	14.065	112.7	15.062	98.9	1:21.428	87.49	0.813	15:38:53.341
22 -	22.980	106.5	29.584	14.630	112.0		IN PIT	1:28.692 P	80.33	8.077	15:40:22.033

P30 51		Holly HARRIS				Honda - MJL Racing					
IDEAL LAP TIME : 1:21.659		BEST LAP TIME : 1:21.925				DIFFERENCE : 0.266					
LAP	SECTOR 1	SECTOR 2	SECTOR 3	SECTOR 4	LAP TIME	MPH	DIFF	TIME OF DAY			
1 -	OUTLAP	83.8	32.349	14.986	113.7	15.205	100.7		15:11:44.325		
2 -	24.568	91.1	31.015	14.888	114.7	14.790	102.7	1:25.261	83.56	3.336	15:13:09.586
3 -	24.002	92.6	30.962	14.603	113.7	15.034	100.7	1:24.601	84.21	2.676	15:14:34.187
4 -	24.026	91.9	30.530	15.002	113.3	14.915	100.7	1:24.473	84.34	2.548	15:15:58.660
5 -	24.225	91.4	30.377	14.413	114.1	14.705	101.2	1:23.720	85.10	1.795	15:17:22.380
6 -	24.115	95.8	30.033	14.489	114.3	14.735	100.4	1:23.372	85.45	1.447	15:18:45.752
7 -	24.548	96.6	29.682	14.552	112.5	15.327	99.7	1:24.109	84.70	2.184	15:20:09.861
8 -	23.782	92.5	29.771	15.473	112.9	14.857	101.0	1:23.883	84.93	1.958	15:21:33.744
9 -	23.792	94.2	29.755	14.482	113.7	14.756	101.0	1:22.785	86.06	0.860	15:22:56.529
10 -	23.752	97.8	29.519	14.491	113.5	14.816	100.6	1:22.578	86.27	0.653	15:24:19.107
11 -	23.749	97.5	29.632	14.803	113.1	14.803	101.5	1:22.987	85.85	1.062	15:25:42.094
12 -	23.602	96.8	29.621	14.483	113.9	14.701	100.7	1:22.407	86.45	0.482	15:27:04.501
13 -	23.986	97.1	30.514	15.250	102.6		IN PIT	1:30.432 P	78.78	8.507	15:28:34.933
14 -	OUTLAP	96.2	30.231	14.420	113.9	14.784	100.3	2:30.074	47.47	1:08.149	15:31:05.007
15 -	23.804	102.6	30.290	14.617	113.7	14.737	101.2	1:23.448	85.37	1.523	15:32:28.455
16 -	23.423	103.4	29.968	14.682	112.2	14.713	100.7	1:22.786	86.06	0.861	15:33:51.241
17 -	23.551	99.4	29.935	14.477	115.1	14.756	101.5	1:22.719	86.13	0.794	15:35:13.960
18 -	23.454	101.9	29.848	14.397	112.9	14.694	100.9	1:22.393 (3)	86.47	0.468	15:36:36.353
19 -	23.498	105.0	29.982	14.332	113.7	14.842	101.3	1:22.654	86.19	0.729	15:37:59.007
20 -	23.224	98.6	29.960	14.401	112.9	14.762	101.8	1:22.347 (2)	86.51	0.422	15:39:21.354
21 -	23.286	103.8	29.723	14.241	114.7	14.675	102.4	1:21.925 (1)	86.96		15:40:43.279

Weather / Track : Sunny / Dry

Donington Park National
Circuit Length = 1.9790 miles
Start: 15:10 Flag 15:40 End: 15:41

MCRCB BULLETIN TK068

2021 Bennetts British Superbike Championship - Round 5

2021 Honda British Talent Cup

FREE PRACTICE 2 - BEST SECTORS

SECTOR 1				SECTOR 2				SECTOR 3				SECTOR 4				IDEAL / BEST COMPARISON		
POS	NO	NAME	TIME	NO	NAME	TIME	NO	NAME	TIME	NO	NAME	TIME	POS	NO	NAME	IDEAL	BEST	DIFF
1	57	GARNESS	21.458	48	WALKER	27.219	67	O'GORMA	13.390	57	GARNESS	13.514	1	57	GARNESS	1:15.581		
2	7	LYONS	21.753	34	COOK	27.282	57	GARNESS	13.423	7	LYONS	13.708	2	48	WALKER	1:16.322	1:16.560	0.238
3	67	O'GORMA	21.761	7	LYONS	27.370	48	WALKER	13.531	34	COOK	13.715	3	7	LYONS	1:16.376	1:16.800	0.424
4	52	BELFORD	21.794	57	GARNESS	27.470	7	LYONS	13.545	52	BELFORD	13.723	4	67	O'GORMAN	1:16.450	1:16.796	0.346
5	48	WALKER	21.826	67	O'GORMA	27.490	53	VEIJER	13.552	23	STEPHEN	13.723	5	34	COOK	1:16.452	1:16.691	0.239
6	74	BROWN	21.859	15	CROSBY	27.565	4	MOUNSEY	13.568	48	WALKER	13.746	6	52	BELFORD	1:16.920	1:17.323	0.403
7	34	COOK	21.878	29	BROWN	27.577	34	COOK	13.577	15	CROSBY	13.756	7	53	VEIJER	1:16.938	1:17.182	0.244
8	4	MOUNSEY	21.934	53	VEIJER	27.624	14	PENDRIL	13.591	53	VEIJER	13.781	8	9	STUART-CAMPBELL	1:17.109	1:17.341	0.232
9	53	VEIJER	21.981	9	STUART-	27.646	9	STUART-	13.621	67	O'GORMA	13.809	9	74	BROWN	1:17.138	1:17.610	0.472
10	9	STUART-	21.981	96	BANHAM	27.666	52	BELFORD	13.637	4	MOUNSEY	13.850	10	4	MOUNSEY	1:17.162	1:17.490	0.328
11	5	JOHNSON	22.027	37	TINKER	27.690	2	COATES	13.641	74	BROWN	13.854	11	15	CROSBY	1:17.219	1:17.441	0.222
12	37	TINKER	22.075	2	COATES	27.699	37	TINKER	13.646	9	STUART-	13.861	12	37	TINKER	1:17.419	1:17.626	0.207
13	14	PENDRIL	22.133	52	BELFORD	27.766	74	BROWN	13.651	96	BANHAM	13.873	13	14	PENDRILL	1:17.512	1:17.872	0.360
14	2	COATES	22.169	74	BROWN	27.774	23	STEPHEN	13.711	21	JEFFREY	13.890	14	23	STEPHENSON	1:17.603	1:18.259	0.656
15	15	CROSBY	22.175	14	PENDRIL	27.779	8	MOORE	13.719	5	JOHNSON	13.907	15	29	BROWN	1:17.615	1:17.714	0.099
16	65	ROWAN	22.249	4	MOUNSEY	27.810	15	CROSBY	13.723	29	BROWN	13.920	16	96	BANHAM	1:17.616	1:17.678	0.062
17	29	BROWN	22.272	23	STEPHEN	27.839	12	BANNIST	13.724	37	TINKER	14.008	17	5	JOHNSON	1:17.696	1:18.087	0.391
18	8	MOORE	22.285	5	JOHNSON	27.911	65	ROWAN	13.749	14	PENDRIL	14.009	18	2	COATES	1:17.771	1:18.379	0.608
19	96	BANHAM	22.293	8	MOORE	28.060	96	BANHAM	13.784	12	BANNIST	14.015	19	8	MOORE	1:18.092	1:18.545	0.453
20	66	DOBSON	22.315	66	DOBSON	28.192	29	BROWN	13.846	8	MOORE	14.028	20	66	DOBSON	1:18.448	1:18.972	0.524
21	23	STEPHEN	22.330	41	HOPKINS	28.323	5	JOHNSON	13.851	66	DOBSON	14.068	21	12	BANNISTER	1:18.657	1:18.828	0.171
22	21	JEFFREY	22.335	65	ROWAN	28.424	66	DOBSON	13.873	41	HOPKINS	14.186	22	65	ROWAN	1:18.688	1:19.330	0.642
23	33	CUNNING	22.353	33	CUNNING	28.469	21	JEFFREY	13.904	44	HILL	14.221	23	21	JEFFREY	1:18.862	1:19.313	0.451
24	12	BANNIST	22.412	44	HILL	28.473	61	MACKAY	13.911	2	COATES	14.262	24	41	HOPKINS	1:18.929	1:19.134	0.205
25	41	HOPKINS	22.451	12	BANNIST	28.506	33	CUNNING	13.930	65	ROWAN	14.266	25	33	CUNNINGHAM	1:19.044	1:19.275	0.231
26	99	WILLIS	22.561	21	JEFFREY	28.733	41	HOPKINS	13.969	33	CUNNING	14.292	26	44	HILL	1:19.559	1:19.635	0.076
27	61	MACKAY	22.587	61	MACKAY	28.810	99	WILLIS	14.065	99	WILLIS	14.392	27	61	MACKAY	1:19.907	1:20.080	0.173
28	22	EAGLE	22.633	99	WILLIS	28.954	44	HILL	14.143	22	EAGLE	14.397	28	99	WILLIS	1:19.972	1:20.615	0.643
29	44	HILL	22.722	22	EAGLE	28.992	22	EAGLE	14.172	61	MACKAY	14.599	29	22	EAGLE	1:20.194	1:20.311	0.117
30	51	HARRIS	23.224	51	HARRIS	29.519	51	HARRIS	14.241	51	HARRIS	14.675	30	51	HARRIS	1:21.659	1:21.925	0.266

Weather / Track : Sunny / Dry

Results can be found at www.tsl-timing.com

Donington Park National
Circuit Length = 1.9790 miles
Start: 15:10 Flag 15:40 End: 15:41

Printed - 15:46 Friday, 13 August 2021

MCRCB BULLETIN TK069**2021 Bennetts British Superbike Championship - Round 5****2021 Honda British Talent Cup****FREE PRACTICE 2 - BEST SPEEDS**

POS	INTERMEDIATE 1			INTERMEDIATE 2			INTERMEDIATE 3			FINISH LINE		
	NO	NAME	MPH	NO	NAME	MPH	NO	NAME	MPH	NO	NAME	MPH
1	15	CROSBY	120.4				57	GARNESS	121.1	57	GARNESS	106.8
2	5	JOHNSON	119.6				53	VEIJER	119.6	53	VEIJER	105.5
3	34	COOK	119.4				4	MOUNSEY	118.7	52	BELFORD	105.1
4	7	LYONS	118.7				7	LYONS	118.5	9	STUART-CAMPBELL	104.6
5	48	WALKER	118.5				48	WALKER	118.3	67	O'GORMAN	104.2
6	52	BELFORD	117.7				52	BELFORD	118.1	4	MOUNSEY	104.2
7	53	VEIJER	117.5				21	JEFFREY	118.1	48	WALKER	104.0
8	96	BANHAM	117.5				61	MACKAY	118.1	61	MACKAY	103.4
9	14	PENDRILL	117.5				67	O'GORMAN	117.9	34	COOK	103.2
10	57	GARNESS	116.7				8	MOORE	117.3	7	LYONS	103.2
11	23	STEPHENSON	116.7				96	BANHAM	117.1	21	JEFFREY	103.2
12	2	COATES	116.7				23	STEPHENSON	117.1	65	ROWAN	103.2
13	67	O'GORMAN	115.9				9	STUART-CAMPBELL	116.9	66	DOBSON	103.0
14	74	BROWN	115.9				74	BROWN	116.9	37	TINKER	102.9
15	9	STUART-CAMPBELL	115.7				15	CROSBY	116.7	12	BANNISTER	102.7
16	44	HILL	115.5				99	WILLIS	116.5	51	HARRIS	102.7
17	29	BROWN	114.7				12	BANNISTER	116.3	14	PENDRILL	102.6
18	4	MOUNSEY	114.1				65	ROWAN	116.3	15	CROSBY	102.1
19	66	DOBSON	113.9				5	JOHNSON	116.1	29	BROWN	102.1
20	8	MOORE	113.3				66	DOBSON	116.1	5	JOHNSON	101.9
21	12	BANNISTER	113.3				2	COATES	115.9	8	MOORE	101.9
22	37	TINKER	112.7				34	COOK	115.7	74	BROWN	101.6
23	21	JEFFREY	112.4				14	PENDRILL	115.7	41	HOPKINS	101.6
24	61	MACKAY	112.4				51	HARRIS	115.1	23	STEPHENSON	101.2
25	65	ROWAN	111.8				37	TINKER	114.9	99	WILLIS	101.2
26	33	CUNNINGHAM	109.6				29	BROWN	114.9	2	COATES	101.0
27	41	HOPKINS	109.4				41	HOPKINS	114.5	33	CUNNINGHAM	100.9
28	99	WILLIS	108.7				22	EAGLE	113.9	44	HILL	100.9
29	22	EAGLE	107.7				33	CUNNINGHAM	113.1	22	EAGLE	100.7
30	51	HARRIS	105.0				44	HILL	113.1	96	BANHAM	100.3

Weather / Track : Sunny / Dry

Donington Park National
Circuit Length = 1.9790 miles
Start: 15:10 Flag 15:40 End: 15:41Results can be found at www.tsl-timing.com

Printed - 15:46 Friday, 13 August 2021

MCRCB BULLETIN TK070

2021 Bennetts British Superbike Championship - Round 5

2021 Honda British Talent Cup

FREE PRACTICE 2 - STATISTICS

Competitors Started 30
Planned Start 2021-08-13 @ 15:10:00.000
Actual Start 2021-08-13 @ 15:10:01.451
Finish Time 2021-08-13 @ 15:40:01.451
Track Length 1.9790mi.
Total Laps 546
Total Distance Covered 1080.5707mi.

Session Fastest Lap History

NO	NAME	LAP TIME	TIME OF DAY	LAP	VEHICLE
48	Ollie WALKER	1:17.850	15:12:39.359	2	Honda
7	Jamie LYONS	1:17.819	15:12:54.374	2	Honda
48	Ollie WALKER	1:17.028	15:13:56.388	3	Honda
48	Ollie WALKER	1:16.857	15:16:31.455	5	Honda
48	Ollie WALKER	1:16.825	15:17:48.279	6	Honda
67	Casey O'GORMAN	1:16.796	15:23:34.823	10	Honda
57	Johnny GARNESS	1:16.242	15:29:50.756	13	Honda
57	Johnny GARNESS	1:15.941	15:34:57.815	17	Honda

Flag History

TYPE	TIME OF DAY
GREEN	15:10:01.451
FINISH	15:40:01.451

Flag Statistics

TYPE	COUNT	TOTAL LAPS	TOTAL TIME
Green	1	23	31:35.509
Red	0	0	0.000
Safety Car	0	0	0.000
FCY	0	0	0.000

Weather / Track : Sunny / Dry

Results can be found at www.tsl-timing.com

Donington Park National
Circuit Length = 1.9790 miles
Start: 15:10 Flag 15:40 End: 15:41

Printed - 15:46 Friday, 13 August 2021

MCRCB BULLETIN TK071

2021 Bennetts British Superbike Championship - Round 5

2021 Honda British Talent Cup

FREE PRACTICE 2 - SESSION NOTES

TIME	MESSAGE
15:13:20	NO. 74 - COURSE CUT T9/10 - LAST LAP TIME CANCELLED
15:15:20	NO. 74 FALLER AT T8 COPPICE - RIDER OK
15:18:30	NO. 96 FALLER AT T1 REDGATE - RIDER OK
15:23:59	NO. 9 AND 53 FALLERS AT T9/10 ROBERTS - RIDER OK
15:28:25	NO. 65 FALLER AT T9/10 ROBERTS - RIDER OK

Weather / Track : Sunny / Dry

Results can be found at www.tsl-timing.com

Donington Park National
Circuit Length = 1.9790 miles
Start: 15:10 Flag 15:40 End: 15:41

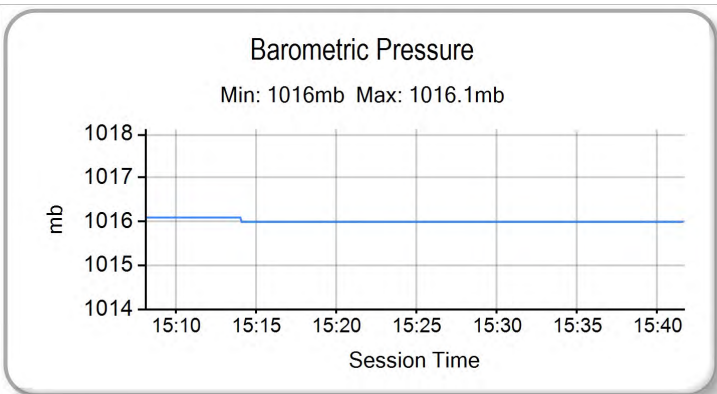
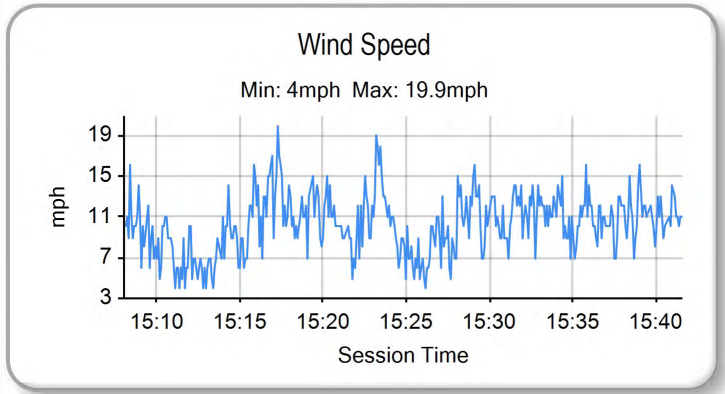
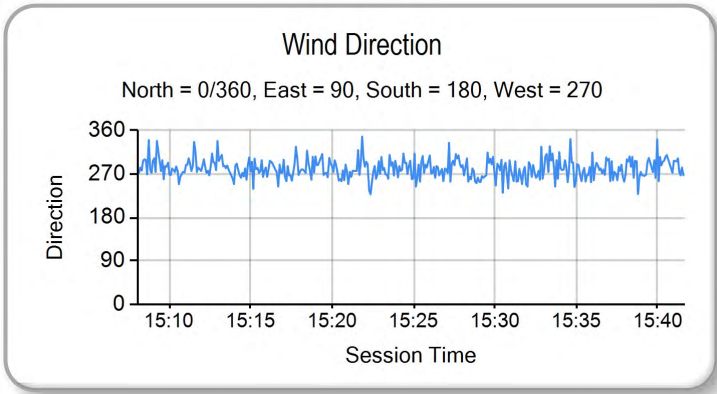
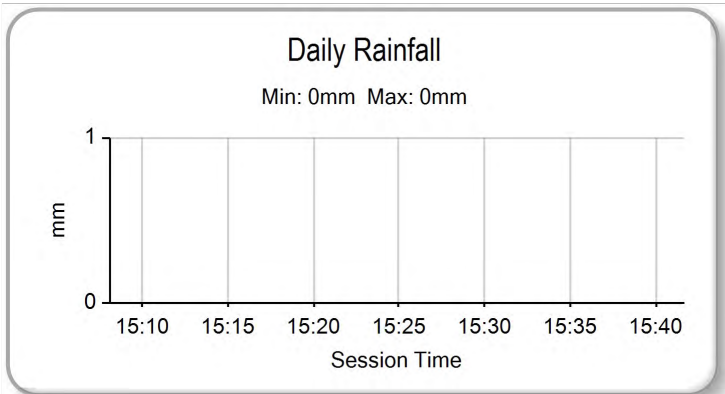
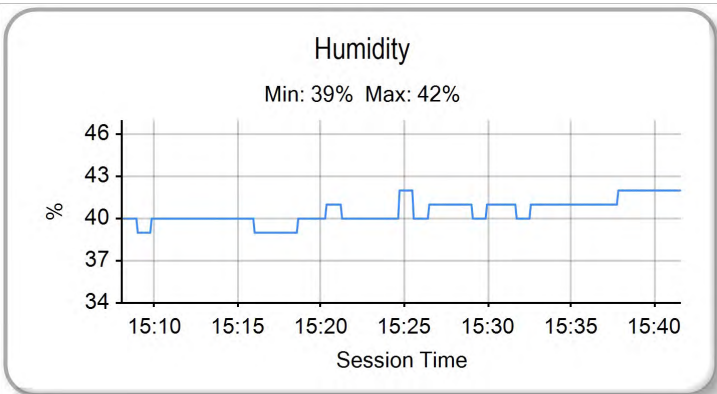
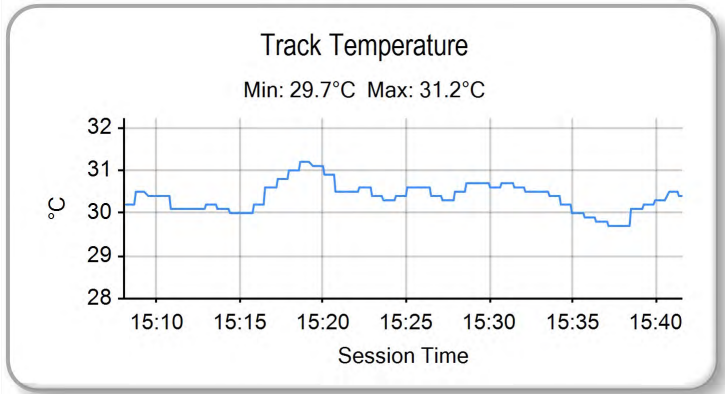
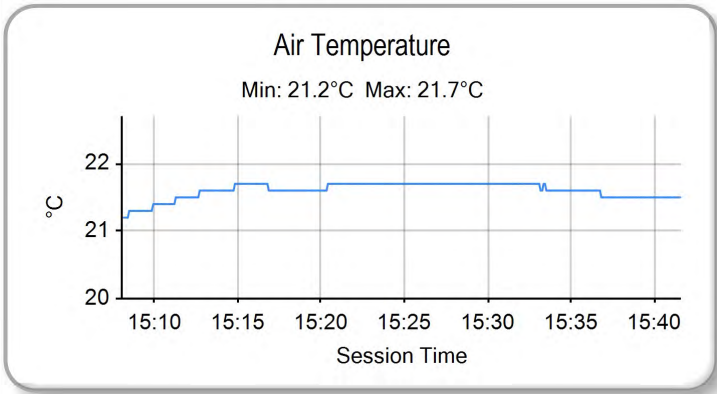
Printed - 15:47 Friday, 13 August 2021

MCRCB BULLETIN TK072

2021 Bennetts British Superbike Championship - Round 5

2021 Honda British Talent Cup

FREE PRACTICE 2 - WEATHER CONDITIONS



Weather / Track : Sunny / Dry

Results can be found at www.tsl-timing.com

Donington Park National
Circuit Length = 1.9790 miles
Start: 15:10 Flag 15:40 End: 15:41

Printed - 15:47 Friday, 13 August 2021

FREE PRACTICE - COMBINED CLASSIFICATION

POS	NO	NAME	NAT	ENTRY	FIRST		SECOND		GAP	DIFF
					TIME	LAPS	TIME	LAPS		
1	57	Johnny GARNES	GBR	Honda - City Lifting by RS Racing	1:17.419	20	1:15.941	21		
2	48	Ollie WALKER	GBR	Honda - Moto Rapido / SP125 Racing	1:17.027	23	1:16.560	20	0.619	0.619
3	34	James COOK	GBR	Honda - Wilson Racing	1:17.138	23	1:16.691	22	0.750	0.131
4	67	Casey O'GORMAN	GBR	Honda - Microlise Cresswell Racing	1:17.342	21	1:16.796	21	0.855	0.105
5	7	Jamie LYONS	GBR	Honda - C&M Motors Ltd / Tooltec Racing	1:16.914	23	1:16.800	23	0.859	0.004
6	53	Kiyano VEIJER	NLD	Honda - Microlise Cresswell Racing	1:16.871	22	1:17.182	9	0.930	0.071
7	74	Carter BROWN	GBR	Honda - City Lifting by RS Racing	1:17.131	19	1:17.610	3	1.190	0.260
8	52	Evan BELFORD	GBR	Honda - City Lifting by RS Racing	1:17.827	16	1:17.323	18	1.382	0.192
9	9	Bailey STUART-CAMPBELL	GBR	Honda - Team 151s	1:17.739	23	1:17.341	9	1.400	0.018
10	15	Harrison CROSBY	GBR	Honda - Banks Racing	1:17.342	14	1:17.441	20	1.401	0.001
11	4	Sullivan MOUNSEY	GBR	Honda - iForce Lloyd & Jones	1:18.707	15	1:17.490	23	1.549	0.148
12	37	Corey TINKER	GBR	Honda - CT Racing	1:21.261	3	1:17.626	18	1.685	0.136
13	96	Rossi BANHAM	GBR	Honda - MJL Racing	1:17.802	18	1:17.678	6	1.737	0.052
14	29	Lucas BROWN	GBR	Honda - Amphibian Scaffolding / SP125 Racing	1:19.048	21	1:17.714	21	1.773	0.036
15	14	Evann PENDRILL	GBR	Honda - EPRacing / SP125 Racing	1:19.250	21	1:17.872	21	1.931	0.158
16	5	Mason JOHNSON	GBR	Honda - Johnson Racing	1:18.994	21	1:18.087	22	2.146	0.215
17	23	Rhys STEPHENSON	GBR	Honda - Rocket Racing	1:18.976	23	1:18.259	23	2.318	0.172
18	66	Rossi DOBSON	GBR	Honda - WM Racing	1:18.328	22	1:18.972	21	2.387	0.069
19	2	Rhys COATES	GBR	Honda - Ernie Coates Race Support / SP125 Racing	1:19.842	20	1:18.379	21	2.438	0.051
20	8	Ross MOORE	GBR	Honda - B Moore Honda	1:19.987	23	1:18.545	22	2.604	0.166
21	12	Josh BANNISTER	GBR	Honda - Dunsley Heat Racing	1:20.584	22	1:18.828	22	2.887	0.283
22	21	Troy JEFFREY	GBR	Honda - Stiggymotorsport	1:19.078	20	1:19.313	5	3.137	0.250
23	41	Luca HOPKINS	GBR	Honda - Wilson Racing	1:20.578	10	1:19.134	21	3.193	0.056
24	33	JJ CUNNINGHAM	GBR	Honda - Thornycroft56 / JCRsupersport	1:19.894	21	1:19.275	20	3.334	0.141
25	65	Alexander ROWAN	GBR	Honda - Victoria House Mortimer Racing	1:20.516	21	1:19.330	12	3.389	0.055
26	44	Lucas HILL	GBR	Honda - Ashcourt Racing	1:20.393	8	1:19.635	21	3.694	0.305
27	61	Harrison MACKAY	GBR	Honda - True Heroes Racing / Super Soco	1:20.003	22	1:20.080	19	4.062	0.368
28	22	Anthony EAGLE	UZB	Honda - Microlise Cresswell Racing	1:22.907	17	1:20.311	19	4.370	0.308
29	99	Peter WILLIS	GBR	Honda - WM Racing	1:20.984	20	1:20.615	22	4.674	0.304
30	51	Holly HARRIS	GBR	Honda - MJL Racing		1	1:21.925	21	5.984	1.310

QUALIFYING LAPTIME (110.0% of 1:15.941) = 1:23.535

Weather / Track : Sunny / Dry

These results are provisional until the conclusion of any judicial and technical matters.

Donington Park National

Circuit Length = 1.9790 miles

Start: 15:10 Flag 15:40 End: 15:41

Race Director : Stuart Higgs	Stewards :	Timekeeper : Richard Evans
------------------------------	------------	----------------------------

Results can be found at www.britishsuperbike.com

Printed - 15:43 Friday, 13 August 2021



QUALIFYING - CLASSIFICATION

POS	NO	NAME	NAT	ENTRY	TIME	ON	LAPS	GAP	DIFF	MPH
1	57	Johnny GARNES	GBR	Honda - City Lifting by RS Racing	1:15.505	15	20			94.35
2	34	James COOK	GBR	Honda - Wilson Racing	1:15.580	22	23	0.075	0.075	94.26
3	74	Carter BROWN	GBR	Honda - City Lifting by RS Racing	1:15.594	20	20	0.089	0.014	94.24
4	52	Evan BELFORD	GBR	Honda - City Lifting by RS Racing	1:15.710	19	20	0.205	0.116	94.10
5	7	Jamie LYONS	GBR	Honda - C&M Motors Ltd / Tooltec Racing	1:15.798	23	23	0.293	0.088	93.99
6	67	Casey O'GORMAN	GBR	Honda - Microlise Cresswell Racing	1:15.920	10	21	0.415	0.122	93.84
7	48	Ollie WALKER	GBR	Honda - Moto Rapido / SP125 Racing	1:15.961	21	21	0.456	0.041	93.79
8	53	Kiyano VEIJER	NLD	Honda - Microlise Cresswell Racing	1:16.298	9	22	0.793	0.337	93.37
9	9	Bailey STUART-CAMPBELL	GBR	Honda - Team 151s	1:16.505	13	23	1.000	0.207	93.12
10	4	Sullivan MOUNSEY	GBR	Honda - iForce Lloyd & Jones	1:16.705	13	23	1.200	0.200	92.88
11	37	Corey TINKER	GBR	Honda - CT Racing	1:16.903	17	20	1.398	0.198	92.64
12	15	Harrison CROSBY	GBR	Honda - Banks Racing	1:16.949	14	19	1.444	0.046	92.58
13	21	Troy JEFFREY	GBR	Honda - Stiggymotorsport	1:17.191	17	21	1.686	0.242	92.29
14	23	Rhys STEPHENSON	GBR	Honda - Rocket Racing	1:17.193	9	22	1.688	0.002	92.29
15	5	Mason JOHNSON	GBR	Honda - Johnson Racing	1:17.274	18	21	1.769	0.081	92.19
16	14	Evann PENDRILL	GBR	Honda - EPRacing / SP125 Racing	1:17.304	14	19	1.799	0.030	92.16
17	29	Lucas BROWN	GBR	Honda - Amphibian Scaffolding / SP125 Racing	1:17.355	10	21	1.850	0.051	92.10
18	66	Rossi DOBSON	GBR	Honda - WM Racing	1:17.358	18	22	1.853	0.003	92.09
19	96	Rossi BANHAM	GBR	Honda - MJL Racing	1:17.567	15	21	2.062	0.209	91.85
20	12	Josh BANNISTER	GBR	Honda - Dunsley Heat Racing	1:17.729	22	22	2.224	0.162	91.66
21	8	Ross MOORE	GBR	Honda - B Moore Honda	1:18.349	5	5	2.844	0.620	90.93
22	41	Luca HOPKINS	GBR	Honda - Wilson Racing	1:18.350	21	22	2.845	0.001	90.93
23	33	JJ CUNNINGHAM	GBR	Honda - Thomeycroft56 / JCRsupersport	1:18.395	16	19	2.890	0.045	90.88
24	44	Lucas HILL	GBR	Honda - Ashcourt Racing	1:18.407	21	21	2.902	0.012	90.86
25	2	Rhys COATES	GBR	Honda - Ernie Coates Race Support / SP125 Racing	1:18.903	7	8	3.398	0.496	90.29
26	65	Alexander ROWAN	GBR	Honda - Victoria House Mortimer Racing	1:19.164	9	22	3.659	0.261	89.99
27	61	Harrison MACKAY	GBR	Honda - True Heroes Racing / Super Soco	1:19.626	17	21	4.121	0.462	89.47
28	99	Peter WILLIS	GBR	Honda - WM Racing	1:19.643	22	22	4.138	0.017	89.45
29	22	Anthony EAGLE	UZB	Honda - Microlise Cresswell Racing	1:19.817	16	20	4.312	0.174	89.26
30	51	Holly HARRIS	GBR	Honda - MJL Racing	1:20.536	22	22	5.031	0.719	88.46

QUALIFYING LAPTIME (110.0% of 1:15.505) = 1:23.055

#52 - Exceeded track limits at turn 3 - Lap 4 time cancelled.
 #74 - Exceeded track limits at turn 3 - Lap 10 time cancelled.
 #52 - Exceeded track limits at turn 3 - Lap 15 time cancelled.
 #52 - Exceeded track limits at turn 3 - Lap 16 time cancelled.
 #14 - Exceeded track limits at turn 3 - Lap 15 time cancelled.
 #74 - Exceeded track limits at turn 4 - Lap 19 time cancelled.

Weather / Track : Cloudy / Dry

These results are provisional until the conclusion of any judicial and technical matters.

Donington Park National

Circuit Length = 1.9790 miles

Start: 09:30 Flag 10:00 End: 10:01

Race Director : Stuart Higgs

Stewards :

Timekeeper : Richard Evans

Results can be found at www.britishsuperbike.com

Printed - 10:02 Saturday, 14 August 2021

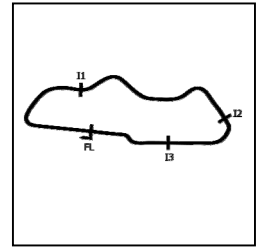


MCRCB BULLETIN TK123

2021 Bennetts British Superbike Championship - Round 5

2021 Honda British Talent Cup

QUALIFYING - SECTOR ANALYSIS



SECTOR 1 = FL to I1, SECTOR 2 = I1 to I2 SECTOR 3 = I2 to I3, SECTOR 4 = I3 to FL, DIFF = Difference To Personal Best Lap, P = Crossed Finish Line in Pit Lane, D = Time Disallowed

P1 57		Johnny GARNESSE				Honda - City Lifting by RS Racing						
IDEAL LAP TIME : 1:15.295		BEST LAP TIME : 1:15.505				DIFFERENCE : 0.210						
LAP	SECTOR 1	SECTOR 2	SECTOR 3	SECTOR 4	LAP TIME	MPH	DIFF	TIME OF DAY				
1 -	OUTLAP	96.6	31.044	13.869	122.4	14.408	105.3		09:31:26.819			
2 -	22.230	105.6	28.592	13.507	122.2	14.141	106.5	1:18.470	90.79	2.965	09:32:45.289	
3 -	22.190	108.7	28.428	13.633	119.6	13.929	107.0	1:18.180	91.13	2.675	09:34:03.469	
4 -	21.691	114.9	27.779	13.424	120.9	13.790	106.1	1:16.684	92.90	1.179	09:35:20.153	
5 -	21.921	109.6	30.414	13.437	121.7	IN PIT		1:22.593	P	86.26	7.088	09:36:42.746
6 -	OUTLAP	106.8	28.487	13.546	121.1	13.763	106.8	1:39.827	71.36	24.322	09:38:22.573	
7 -	21.904	110.7	28.084	13.416	121.3	13.601	107.0	1:17.005	92.52	1.500	09:39:39.578	
8 -	21.393	114.7	27.894	13.325	122.2	13.515	106.6	1:16.127	93.58	0.622	09:40:55.705	
9 -	21.533	117.5	28.036	13.539	122.9	14.211	106.0	1:17.319	92.14	1.814	09:42:13.024	
10 -	21.859	109.4	28.295	13.617	120.4	13.691	106.1	1:17.462	91.97	1.957	09:43:30.486	
11 -	21.492	117.9	27.941	13.595	120.6	IN PIT		1:19.835	P	89.24	4.330	09:44:50.321
12 -	OUTLAP	98.6	29.686	13.738	119.4	13.964	105.0	5:43.134	20.76	4:27.629	09:50:33.455	
13 -	21.692	114.9	27.692	13.511	119.8	13.589	106.1	1:16.484	93.15	0.979	09:51:49.939	
14 -	22.049	108.4	28.964	13.535	120.4	13.566	106.0	1:18.114	91.20	2.609	09:53:08.053	
15 -	21.448	115.1	27.268	13.243	122.0	13.546	106.6	1:15.505 (1)	94.35		09:54:23.558	
16 -	21.849	107.8	29.687	15.208	108.4	14.296	104.3	1:21.040	87.91	5.535	09:55:44.598	
17 -	21.525	115.1	27.558	13.416	119.4	13.552	104.5	1:16.051	93.68	0.546	09:57:00.649	
18 -	21.482	116.7	27.560	13.474	118.7	13.523	106.1	1:16.039	(3)	93.69	0.534	09:58:16.688
19 -	21.373	116.9	27.320	13.592	119.1	13.431	107.0	1:15.716	(2)	94.09	0.211	09:59:32.404
20 -	21.353	116.3	28.016	13.754	116.9	13.644	105.8	1:16.767	92.80	1.262	10:00:49.171	

P2 34		James COOK				Honda - Wilson Racing						
IDEAL LAP TIME : 1:15.473		BEST LAP TIME : 1:15.580				DIFFERENCE : 0.107						
LAP	SECTOR 1	SECTOR 2	SECTOR 3	SECTOR 4	LAP TIME	MPH	DIFF	TIME OF DAY				
1 -	OUTLAP	84.7	30.726	14.193	116.5	14.730	101.2		09:31:36.591			
2 -	22.306	116.3	28.767	14.037	115.7	14.451	101.3	1:19.561	89.54	3.981	09:32:56.152	
3 -	22.379	113.5	28.650	13.731	119.4	13.989	103.5	1:18.749	90.47	3.169	09:34:14.901	
4 -	22.173	107.2	28.046	13.850	114.9	13.955	102.1	1:18.024	91.31	2.444	09:35:32.925	
5 -	21.859	115.9	28.268	13.594	116.7	13.862	104.0	1:17.583	91.83	2.003	09:36:50.508	
6 -	22.400	108.7	28.030	13.719	114.7	13.721	101.6	1:17.870	91.49	2.290	09:38:08.378	
7 -	22.076	118.1	27.895	13.606	115.9	13.860	103.4	1:17.437	92.00	1.857	09:39:25.815	
8 -	21.903	112.0	27.642	13.489	116.9	13.518	104.0	1:16.552	93.06	0.972	09:40:42.367	
9 -	21.932	107.3	28.903	13.706	113.9	14.378	104.6	1:18.919	90.27	3.339	09:42:01.286	
10 -	21.945	112.9	27.353	13.352	118.5	13.499	103.5	1:16.149	93.56	0.569	09:43:17.435	
11 -	21.717	117.1	27.345	13.409	116.5	13.506	103.7	1:15.977	(3)	93.77	0.397	09:44:33.412
12 -	21.878	109.4	27.945	13.448	117.7	IN PIT		1:21.716	P	87.18	6.136	09:45:55.128
13 -	OUTLAP	105.3	28.662	14.719	110.3	13.750	102.7	1:43.840	68.61	28.260	09:47:38.968	
14 -	21.773	116.9	27.353	13.503	116.3	13.767	103.4	1:16.396	93.25	0.816	09:48:55.364	
15 -	22.022	114.7	27.402	13.690	113.9	13.733	102.1	1:16.847	92.71	1.267	09:50:12.211	
16 -	21.885	117.1	27.411	13.714	114.7	13.676	101.3	1:16.686	92.90	1.106	09:51:28.897	
17 -	21.938	114.9	27.501	13.659	113.7	13.721	101.2	1:16.819	92.74	1.239	09:52:45.716	
18 -	22.162	114.5	29.209	15.457	109.2	14.097	100.7	1:20.925	88.04	5.345	09:54:06.641	
19 -	21.728	115.1	27.636	13.655	114.7	13.673	101.8	1:16.692	92.89	1.112	09:55:23.333	
20 -	21.871	114.9	27.550	13.606	115.3	13.487	103.2	1:16.514	93.11	0.934	09:56:39.847	
21 -	21.661	116.3	27.204	13.459	115.9	13.542	103.8	1:15.866	(2)	93.91	0.286	09:57:55.713
22 -	21.558	115.1	27.141	13.287	119.1	13.594	105.3	1:15.580 (1)	94.26		09:59:11.293	
23 -	21.608	110.5	27.356	13.491	117.3	13.646	104.0	1:16.101	93.62	0.521	10:00:27.394	

Weather / Track : Cloudy / Dry

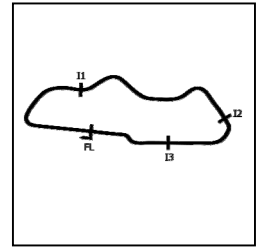
Donington Park National
Circuit Length = 1.9790 miles
Start: 09:30 Flag 10:00 End: 10:01

MCRCB BULLETIN TK123

2021 Bennetts British Superbike Championship - Round 5

2021 Honda British Talent Cup

QUALIFYING - SECTOR ANALYSIS



SECTOR 1 = FL to I1, SECTOR 2 = I1 to I2 SECTOR 3 = I2 to I3, SECTOR 4 = I3 to FL, DIFF = Difference To Personal Best Lap, P = Crossed Finish Line in Pit Lane, D = Time Disallowed

P3 74		Carter BROWN				Honda - City Lifting by RS Racing						
IDEAL LAP TIME : 1:15.296		BEST LAP TIME : 1:15.594				DIFFERENCE : 0.298						
LAP	SECTOR 1	SECTOR 2	SECTOR 3	SECTOR 4	LAP TIME	MPH	DIFF	TIME OF DAY				
1 -	OUTLAP	91.5	30.334	13.907	117.5	14.160	102.9		09:31:26.987			
2 -	22.549	105.1	28.442	13.606	118.3	13.973	102.7	1:18.570	90.67	2.976	09:32:45.557	
3 -	22.174	104.0	28.515	13.554	118.3	13.968	102.7	1:18.211	91.09	2.617	09:34:03.768	
4 -	21.849	114.9	27.748	13.695	118.3	13.613	103.5	1:16.905	92.64	1.311	09:35:20.673	
5 -	21.837	111.2	28.646	14.273	107.3	14.329	103.7	1:19.085	90.08	3.491	09:36:39.758	
6 -	21.898	107.3	29.230	14.431	108.0	14.922	101.6	1:20.481	88.52	4.887	09:38:00.239	
7 -	22.379	95.5	29.052	14.074	107.8	IN PIT		1:22.562	P	86.29	6.968	09:39:22.801
8 -	OUTLAP	97.9	28.702	13.869	115.9	14.073	103.4	2:15.096	52.73	59.502	09:41:37.897	
9 -	22.946	109.2	28.335	13.836	116.5	13.646	102.4	1:18.763	90.45	3.169	09:42:56.660	
10 -	22.027	116.3	28.030	13.577	116.9	13.571	101.9	4:17.205	D	92.28	1.611	09:44:13.865
11 -	21.681	119.6	27.636	14.243	115.1	13.615	102.6	1:17.175	92.31	1.581	09:45:31.040	
12 -	21.796	118.1	27.548	13.668	116.1	13.692	102.4	1:16.704	92.88	1.110	09:46:47.744	
13 -	22.320	112.7	28.430	14.339	107.0	IN PIT		1:22.244	P	86.62	6.650	09:48:09.988
14 -	OUTLAP	104.5	28.223	13.819	116.9	13.698	101.8	4:39.292	25.50	3:23.698	09:52:49.280	
15 -	21.740	121.1	27.424	13.584	117.7	13.461	103.7	1:16.209	(3)	93.48	0.615	09:54:05.489
16 -	21.609	119.4	27.182	13.437	117.3	13.761	100.7	1:15.989	(2)	93.75	0.395	09:55:31.478
17 -	21.862	119.1	27.400	13.625	117.3	13.768	101.8	1:16.655	92.94	1.061	09:56:38.133	
18 -	21.862	119.1	27.612	13.601	116.7	13.714	103.4	1:16.789	92.78	1.195	09:57:54.922	
19 -	21.599	118.9	27.161	13.775	116.3	13.309	104.3	4:15.844	D	93.93	0.250	09:59:10.766
20 -	21.484	119.6	27.066	13.631	116.5	13.413	102.2	1:15.594	(1)	94.24		10:00:26.360

P4 52		Evan BELFORD				Honda - City Lifting by RS Racing						
IDEAL LAP TIME : 1:15.641		BEST LAP TIME : 1:15.710				DIFFERENCE : 0.069						
LAP	SECTOR 1	SECTOR 2	SECTOR 3	SECTOR 4	LAP TIME	MPH	DIFF	TIME OF DAY				
1 -	OUTLAP	104.8	29.717	13.909	118.5	14.268	104.2		09:31:24.279			
2 -	22.718	100.1	29.593	13.645	119.1	14.597	104.0	1:20.553	88.44	4.843	09:32:44.832	
3 -	22.381	107.3	28.486	13.747	116.9	13.994	103.5	1:18.608	90.63	2.898	09:34:03.440	
4 -	21.931	118.9	27.863	13.697	117.3	13.894	105.5	4:17.385	D	92.06	1.675	09:35:20.825
5 -	21.799	111.6	29.417	13.568	117.3	13.771	104.6	1:18.555	90.69	2.845	09:36:39.380	
6 -	22.089	108.0	29.569	14.178	109.6	15.109	103.5	1:20.945	88.01	5.235	09:38:00.325	
7 -	22.341	94.5	29.655	13.634	118.3	14.277	103.7	1:19.907	89.16	4.197	09:39:20.232	
8 -	22.146	108.5	27.981	13.719	116.3	13.787	103.5	1:17.633	91.77	1.923	09:40:37.865	
9 -	21.990	116.9	27.622	13.713	116.3	13.712	103.8	1:17.037	92.48	1.327	09:41:54.902	
10 -	21.872	116.5	27.617	13.654	116.9	13.666	104.6	1:16.809	92.75	1.099	09:43:11.711	
11 -	21.794	114.1	28.224	13.629	119.6	13.823	103.5	1:17.470	91.96	1.760	09:44:29.181	
12 -	21.815	115.9	27.577	13.715	116.9	13.761	103.7	1:16.868	92.68	1.158	09:45:46.049	
13 -	23.146	106.6	28.735	14.119	112.4	IN PIT		1:24.818	P	83.99	9.108	09:47:10.867
14 -	OUTLAP	107.7	28.623	13.778	117.3	13.692	103.8	5:37.706	21.09	4:21.996	09:52:48.573	
15 -	21.703	118.7	27.510	13.793	117.3	13.686	105.5	4:16.692	D	92.89	0.982	09:54:05.265
16 -	21.454	116.3	27.302	13.636	117.5	14.071	103.7	4:16.463	D	93.17	0.753	09:55:21.728
17 -	21.813	113.9	27.422	13.519	119.1	14.009	104.3	1:16.763	(3)	92.81	1.053	09:56:38.491
18 -	21.649	117.7	27.710	13.641	113.1	13.860	105.5	1:16.860	92.69	1.150	09:57:55.351	
19 -	21.523	116.7	27.288	13.442	119.4	13.457	106.8	1:15.710	(1)	94.10		09:59:11.061
20 -	21.611	112.4	27.346	13.480	120.2	13.483	106.0	1:15.920	(2)	93.84	0.210	10:00:26.981

Weather / Track : Cloudy / Dry

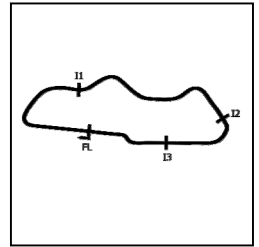
Donington Park National
Circuit Length = 1.9790 miles
Start: 09:30 Flag 10:00 End: 10:01

MCRCB BULLETIN TK123

2021 Bennetts British Superbike Championship - Round 5

2021 Honda British Talent Cup

QUALIFYING - SECTOR ANALYSIS



SECTOR 1 = FL to I1, SECTOR 2 = I1 to I2 SECTOR 3 = I2 to I3, SECTOR 4 = I3 to FL, DIFF = Difference To Personal Best Lap, P = Crossed Finish Line in Pit Lane, D = Time Disallowed

P5		7		Jamie LYONS				Honda - C&M Motors Ltd / Tooltec Racing			
IDEAL LAP TIME : 1:15.410		BEST LAP TIME : 1:15.798		DIFFERENCE : 0.388							
LAP	SECTOR 1	SECTOR 2	SECTOR 3	SECTOR 4	LAP TIME	MPH	DIFF	TIME OF DAY			
1 -	OUTLAP	87.7	30.495	14.371	112.4	14.638	100.3				09:31:35.145
2 -	22.582	112.9	28.516	14.156	113.5	13.993	101.3	1:19.247	89.90	3.449	09:32:54.392
3 -	22.473	110.9	28.650	13.859	114.5	14.570	101.8	1:19.552	89.55	3.754	09:34:13.944
4 -	21.928	118.3	27.637	13.579	116.7	13.780	103.2	1:16.924	92.61	1.126	09:35:30.868
5 -	22.352	107.7	28.662	13.695	117.3	14.061	102.4	1:18.770	90.44	2.972	09:36:49.638
6 -	22.026	118.5	27.487	13.631	117.5	14.051	101.9	1:17.195	92.29	1.397	09:38:06.833
7 -	22.063	118.5	27.837	13.584	116.5	14.159	101.8	1:17.643	91.76	1.845	09:39:24.476
8 -	21.944	117.7	27.512	13.638	115.1	14.373	102.1	1:17.467	91.97	1.669	09:40:41.943
9 -	22.165	107.7	28.878	13.829	115.3	14.304	103.5	1:19.176	89.98	3.378	09:42:01.119
10 -	21.878	118.7	27.418	13.548	116.1	13.712	103.8	1:16.556 (3)	93.06	0.758	09:43:17.675
11 -	21.731	120.6	27.324	13.262	120.0	13.658	104.3	1:15.975 (2)	93.77	0.177	09:44:33.650
12 -	21.985	114.9	28.639	13.934	114.7	IN PIT		1:22.227 P	86.64	6.429	09:45:55.877
13 -	OUTLAP	109.6	28.687	13.918	114.1	13.741	101.8	1:42.586	69.45	26.788	09:47:38.463
14 -	21.889	117.1	27.392	13.726	113.1	13.708	102.1	1:16.715	92.87	0.917	09:48:55.178
15 -	22.521	117.7	27.362	13.584	116.3	13.767	103.2	1:17.234	92.24	1.436	09:50:12.412
16 -	21.755	115.9	27.621	13.516	117.5	13.988	103.0	1:16.880	92.67	1.082	09:51:29.292
17 -	21.992	116.1	27.388	13.564	115.5	13.685	103.0	1:16.629	92.97	0.831	09:52:45.921
18 -	21.788	117.3	29.018	16.575	101.2	14.241	102.9	1:21.622	87.28	5.824	09:54:07.543
19 -	21.929	118.9	27.962	14.171	116.3	13.715	101.8	1:17.777	91.60	1.979	09:55:25.320
20 -	21.918	118.1	27.397	13.678	114.7	14.087	102.6	1:17.080	92.43	1.282	09:56:42.400
21 -	21.857	117.5	27.294	13.665	113.3	13.818	101.8	1:16.634	92.96	0.836	09:57:59.034
22 -	21.773	117.9	27.567	13.680	113.9	13.698	101.9	1:16.718	92.86	0.920	09:59:15.752
23 -	21.774	116.5	26.996	13.607	115.1	13.421	102.4	1:15.798 (1)	93.99		10:00:31.550

P6		67		Casey O'GORMAN				Honda - Microlise Cresswell Racing			
IDEAL LAP TIME : 1:15.473		BEST LAP TIME : 1:15.920		DIFFERENCE : 0.447							
LAP	SECTOR 1	SECTOR 2	SECTOR 3	SECTOR 4	LAP TIME	MPH	DIFF	TIME OF DAY			
1 -	OUTLAP	91.8	30.129	13.796	118.9	14.130	105.0				09:31:33.083
2 -	22.956	99.8	28.775	13.861	116.9	14.847	104.2	1:20.439	88.57	4.519	09:32:53.522
3 -	22.709	105.5	28.843	13.790	118.1	14.441	106.1	1:19.783	89.30	3.863	09:34:13.305
4 -	21.671	116.1	27.873	13.244	122.2	14.087	105.6	1:16.875	92.67	0.955	09:35:30.180
5 -	22.752	105.8	28.116	13.425	119.4	14.115	107.3	1:18.408	90.86	2.488	09:36:48.588
6 -	21.672	116.1	27.770	13.304	121.3	14.007	105.5	1:16.753	92.82	0.833	09:38:05.341
7 -	22.533	108.2	28.640	14.009	112.9	14.550	105.1	1:19.732	89.35	3.812	09:39:25.073
8 -	21.670	116.5	27.632	13.177	120.4	13.942	106.1	1:16.421	93.22	0.501	09:40:41.494
9 -	22.515	107.2	28.636	13.527	119.6	14.012	104.2	1:18.690	90.54	2.770	09:42:00.184
10 -	21.691	117.9	27.413	13.213	121.5	13.603	106.6	1:15.920 (1)	93.84		09:43:16.104
11 -	21.522	116.5	28.169	14.331	98.2	14.780	104.5	1:18.802	90.41	2.882	09:44:34.906
12 -	22.317	108.7	28.154	13.480	117.9	IN PIT		1:21.868 P	87.02	5.948	09:45:56.774
13 -	OUTLAP	96.8	29.880	13.644	117.5	14.164	106.1	3:55.231	30.28	2:39.311	09:49:52.005
14 -	22.515	106.3	29.138	13.547	118.3	14.037	103.7	1:19.237	89.91	3.317	09:51:11.242
15 -	21.828	115.9	27.495	13.443	118.9	13.728	105.3	1:16.494	93.13	0.574	09:52:27.736
16 -	21.716	116.9	27.438	13.392	118.9	13.781	104.3	1:16.327 (3)	93.34	0.407	09:53:44.063
17 -	22.173	111.8	28.020	14.447	99.5	14.425	104.5	1:19.065	90.11	3.145	09:55:03.128
18 -	21.915	112.2	27.776	13.397	120.0	13.743	105.8	1:16.831	92.73	0.911	09:56:19.959
19 -	21.682	114.1	27.719	13.848	115.7	13.824	104.2	1:17.073	92.44	1.153	09:57:37.032
20 -	21.569	117.5	27.352	13.756	115.1	13.737	104.3	1:16.414	93.23	0.494	09:58:53.446
21 -	21.641	115.7	27.171	13.691	117.3	13.686	105.3	1:16.189 (2)	93.51	0.269	10:00:09.635

Weather / Track : Cloudy / Dry

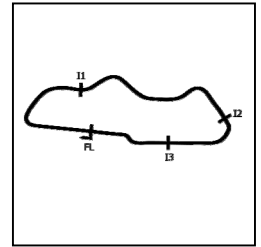
Donington Park National
Circuit Length = 1.9790 miles
Start: 09:30 Flag 10:00 End: 10:01

MCRCB BULLETIN TK123

2021 Bennetts British Superbike Championship - Round 5

2021 Honda British Talent Cup

QUALIFYING - SECTOR ANALYSIS



SECTOR 1 = FL to I1, SECTOR 2 = I1 to I2, SECTOR 3 = I2 to I3, SECTOR 4 = I3 to FL, DIFF = Difference To Personal Best Lap, P = Crossed Finish Line in Pit Lane, D = Time Disallowed

P7 48		Ollie WALKER				Honda - Moto Rapido / SP125 Racing					
IDEAL LAP TIME : 1:15.799		BEST LAP TIME : 1:15.961				DIFFERENCE : 0.162					
LAP	SECTOR 1	SECTOR 2	SECTOR 3	SECTOR 4	LAP TIME	MPH	DIFF	TIME OF DAY			
1 -	OUTLAP	104.6	29.536	14.140	114.7	14.282	102.2		09:31:23.117		
2 -	22.222	117.5	27.875	13.587	116.3	13.855	102.9	1:17.539	91.88	1.578	09:32:40.656
3 -	22.015	113.7	27.714	13.468	116.7	13.739	103.7	1:16.936	92.60	0.975	09:33:57.592
4 -	21.909	114.1	28.451	13.472	116.3	13.872	103.0	1:17.704	91.68	1.743	09:35:15.296
5 -	21.892	115.3	27.338	13.381	116.7	13.729	103.5	1:16.340	93.32	0.379	09:36:31.636
6 -	21.798	119.6	27.386	13.341	117.5	13.932	102.2	1:16.457	93.18	0.496	09:37:48.093
7 -	21.906	111.6	27.464	13.739	114.7	13.756	102.7	1:16.865	92.69	0.904	09:39:04.958
8 -	21.837	117.1	27.280	13.365	116.3	13.705	102.9	1:16.187	(2) 93.51	0.226	09:40:21.145
9 -	21.782	116.9	27.279	13.655	115.9	13.866	102.9	1:16.582	93.03	0.621	09:41:37.727
10 -	23.808	102.2	28.881	13.640	116.3	13.725	103.5	1:20.054	88.99	4.093	09:42:57.781
11 -	21.787	118.1	27.317	13.508	119.1	13.701	103.7	1:16.313	93.36	0.352	09:44:14.094
12 -	22.850	105.0	28.293	14.041	113.5	IN PIT		1:25.195	P 83.62	9.234	09:45:39.289
13 -	OUTLAP	113.3	28.024	13.940	114.1	14.034	101.3	5:19.316	22.31	4:03.355	09:50:58.605
14 -	21.919	118.3	27.278	13.601	115.7	13.849	102.6	1:16.647	92.95	0.686	09:52:15.252
15 -	21.813	115.9	27.186	13.478	116.7	13.720	103.2	1:16.197	93.50	0.236	09:53:31.449
16 -	21.905	118.9	27.375	13.551	115.3	13.751	103.2	1:16.582	93.03	0.621	09:54:48.031
17 -	21.728	117.7	27.315	13.482	116.3	13.740	102.4	1:16.265	93.41	0.304	09:56:04.296
18 -	21.876	118.5	27.550	13.484	115.3	13.743	102.2	1:16.653	92.94	0.692	09:57:20.949
19 -	21.826	118.5	27.175	13.591	114.7	13.814	102.7	1:16.406	93.24	0.445	09:58:37.355
20 -	21.727	118.5	27.193	13.500	115.3	13.771	103.0	1:16.191	(3) 93.51	0.230	09:59:53.546
21 -	21.688	118.1	27.186	13.492	116.5	13.595	103.7	1:15.961	(1) 93.79		10:01:09.507

P8 53		Kiyano VEIJER				Honda - Microlise Cresswell Racing					
IDEAL LAP TIME : 1:16.026		BEST LAP TIME : 1:16.298				DIFFERENCE : 0.272					
LAP	SECTOR 1	SECTOR 2	SECTOR 3	SECTOR 4	LAP TIME	MPH	DIFF	TIME OF DAY			
1 -	OUTLAP	93.3	31.750	14.202	119.1	14.817	104.5		09:31:41.801		
2 -	22.941	95.0	29.633	13.945	120.0	14.410	101.6	1:20.929	88.03	4.631	09:33:02.730
3 -	22.285	110.5	28.751	13.606	120.0	13.977	104.8	1:18.619	90.62	2.321	09:34:21.349
4 -	21.719	111.8	28.030	13.418	120.9	13.818	105.8	1:16.985	92.54	0.687	09:35:38.334
5 -	21.791	110.3	27.962	13.373	121.5	13.880	105.3	1:17.006	92.52	0.708	09:36:55.340
6 -	21.840	113.1	27.876	13.287	122.2	14.040	106.3	1:17.043	92.47	0.745	09:38:12.383
7 -	21.790	102.9	28.585	13.650	115.7	14.737	106.3	1:18.762	90.45	2.464	09:39:31.145
8 -	21.723	112.2	27.800	13.362	120.9	13.835	105.0	1:16.720	92.86	0.422	09:40:47.865
9 -	21.644	111.6	27.473	13.412	120.4	13.769	106.0	1:16.298	(1) 93.37		09:42:04.163
10 -	21.614	111.8	27.710	13.216	122.4	14.021	108.0	1:16.561	93.05	0.263	09:43:20.724
11 -	21.886	110.7	27.738	13.286	120.9	13.877	105.1	1:16.787	92.78	0.489	09:44:37.511
12 -	21.773	105.0	29.189	13.497	120.0	13.858	104.5	1:18.317	90.97	2.019	09:45:55.828
13 -	21.733	111.1	27.427	13.376	119.6	13.819	105.1	1:16.355	(2) 93.30	0.057	09:47:12.183
14 -	21.819	109.2	28.394	13.668	118.5	IN PIT		1:24.756	P 84.06	8.458	09:48:36.939
15 -	OUTLAP	103.7	28.733	14.018	117.9	14.313	103.8	2:46.597	42.76	1:30.299	09:51:23.536
16 -	21.966	110.1	27.680	13.639	118.7	14.017	104.2	1:17.302	92.16	1.004	09:52:40.838
17 -	21.742	112.2	27.428	13.366	119.1	13.827	105.0	1:16.363	(3) 93.29	0.065	09:53:57.201
18 -	21.724	112.9	27.565	13.344	118.5	13.976	104.2	1:16.609	93.00	0.311	09:55:13.810
19 -	21.746	109.6	27.471	13.381	119.4	13.842	104.5	1:16.440	93.20	0.142	09:56:30.250
20 -	21.786	108.5	28.324	13.433	117.7	13.783	104.3	1:17.326	92.13	1.028	09:57:47.576
21 -	22.758	102.9	30.034	13.917	117.3	13.954	105.1	1:20.663	88.32	4.365	09:59:08.239
22 -	21.900	104.3	27.781	13.517	118.3	13.852	105.1	1:17.050	92.46	0.752	10:00:25.289

Weather / Track : Cloudy / Dry

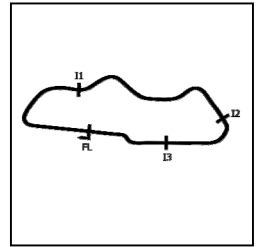
Donington Park National
Circuit Length = 1.9790 miles
Start: 09:30 Flag 10:00 End: 10:01

MCRCB BULLETIN TK123

2021 Bennetts British Superbike Championship - Round 5

2021 Honda British Talent Cup

QUALIFYING - SECTOR ANALYSIS



SECTOR 1 = FL to I1, SECTOR 2 = I1 to I2, SECTOR 3 = I2 to I3, SECTOR 4 = I3 to FL, DIFF = Difference To Personal Best Lap, P = Crossed Finish Line in Pit Lane, D = Time Disallowed

P9		9				Bailey STUART-CAMPBELL				Honda - Team 151s			
IDEAL LAP TIME : 1:16.269		BEST LAP TIME : 1:16.505				DIFFERENCE : 0.236							
LAP		SECTOR 1	SECTOR 2	SECTOR 3	SECTOR 4	LAP TIME	MPH	DIFF	TIME OF DAY				
1 -	OUTLAP	92.9	30.448	14.429	114.7	15.412	100.6						09:31:59.303
2 -	23.128	100.0	28.902	13.877	115.9	14.425	102.1	1:20.332	88.68	3.827			09:33:19.635
3 -	22.100	116.9	28.155	13.681	116.1	13.976	102.7	1:17.912	91.44	1.407			09:34:37.547
4 -	21.936	116.9	27.934	13.582	116.7	14.083	103.2	1:17.535	91.88	1.030			09:35:55.082
5 -	22.080	116.5	28.213	13.689	115.1	14.054	102.7	1:18.036	91.29	1.531			09:37:13.118
6 -	22.238	117.5	28.158	13.708	115.9	13.980	102.6	1:18.084	91.24	1.579			09:38:31.202
7 -	21.846	120.4	27.843	13.535	116.1	13.891	103.5	1:17.115	92.38	0.610			09:39:48.317
8 -	21.843	119.8	27.698	13.593	116.7	13.701	102.4	1:16.835	92.72	0.330			09:41:05.152
9 -	21.931	118.3	27.553	13.528	117.1	13.560	103.8	1:16.572	(2) 93.04	0.067			09:42:21.724
10 -	21.962	109.6	28.025	13.803	115.7	13.817	102.6	1:17.607	91.80	1.102			09:43:39.331
11 -	21.951	118.9	27.637	14.271	112.5	14.150	102.4	1:18.009	91.33	1.504			09:44:57.340
12 -	22.291	105.6	29.076	13.870	115.9	13.843	103.5	1:19.080	90.09	2.575			09:46:16.420
13 -	21.757	119.6	27.502	13.669	116.5	13.577	102.6	1:16.505	(1) 93.12				09:47:32.925
14 -	21.837	120.6	28.011	13.783	113.5	13.870	103.2	1:17.501	91.92	0.996			09:48:50.426
15 -	22.234	108.5	28.346	14.031	112.0	IN PIT		1:26.003	P 82.84	9.498			09:50:16.429
16 -	OUTLAP	110.0	28.242	13.732	114.5	13.989	101.5	1:38.816	72.10	22.311			09:51:55.245
17 -	21.970	116.7	28.028	13.736	115.7	13.879	101.6	1:17.613	91.79	1.108			09:53:12.858
18 -	21.831	120.0	27.777	13.716	115.5	14.095	101.3	1:17.419	92.02	0.914			09:54:30.277
19 -	21.994	114.1	27.715	13.702	115.1	13.924	102.4	1:17.335	92.12	0.830			09:55:47.612
20 -	22.156	115.7	27.714	13.622	115.5	13.697	102.2	1:17.189	92.30	0.684			09:57:04.801
21 -	22.058	113.1	27.854	13.723	113.7	13.817	102.7	1:17.452	91.98	0.947			09:58:22.253
22 -	21.853	120.4	27.683	13.789	114.1	13.901	103.2	1:17.226	92.25	0.721			09:59:39.479
23 -	21.972	118.7	27.424	13.623	115.9	13.711	102.4	1:16.730	(3) 92.85	0.225			10:00:56.209

P10		4				Sullivan MOUNSEY				Honda - iForce Lloyd & Jones			
IDEAL LAP TIME : 1:16.381		BEST LAP TIME : 1:16.705				DIFFERENCE : 0.324							
LAP		SECTOR 1	SECTOR 2	SECTOR 3	SECTOR 4	LAP TIME	MPH	DIFF	TIME OF DAY				
1 -	OUTLAP	93.0	30.048	14.141	117.9	14.157	104.8						09:31:33.816
2 -	22.401	96.9	29.016	13.654	118.5	14.655	102.1	1:19.726	89.36	3.021			09:32:53.542
3 -	22.428	105.1	28.634	13.615	117.9	13.919	105.0	1:18.596	90.64	1.891			09:34:12.138
4 -	21.674	114.5	28.287	13.474	120.0	14.398	102.4	1:17.833	91.53	1.128			09:35:29.971
5 -	22.150	111.2	28.081	13.604	119.4	13.874	103.7	1:17.709	91.68	1.004			09:36:47.680
6 -	21.797	111.4	28.325	13.505	117.5	13.987	104.8	1:17.614	91.79	0.909			09:38:05.294
7 -	22.393	107.5	28.656	13.606	116.9	14.188	103.8	1:18.843	90.36	2.138			09:39:24.137
8 -	22.106	106.0	27.993	13.288	118.5	13.719	104.6	1:17.106	(3) 92.40	0.401			09:40:41.243
9 -	21.949	101.5	28.446	13.413	117.5	13.983	104.0	1:17.791	91.58	1.086			09:41:59.034
10 -	21.762	111.6	27.936	13.411	118.5	13.622	104.6	1:16.731	(2) 92.85	0.026			09:43:15.765
11 -	21.756	111.1	27.979	13.537	117.5	13.929	104.2	1:17.201	92.28	0.496			09:44:32.966
12 -	21.845	107.0	27.924	14.372	111.6	14.038	103.7	1:18.179	91.13	1.474			09:45:51.145
13 -	21.685	115.1	27.797	13.371	121.5	13.852	105.8	1:16.705	(1) 92.88				09:47:07.850
14 -	24.512	103.4	28.546	13.732	114.7	IN PIT		1:27.902	P 81.05	11.197			09:48:35.752
15 -	OUTLAP	97.5	28.524	13.727	115.9	14.263	102.7	2:03.747	57.57	47.042			09:50:39.499
16 -	22.489	104.6	28.414	13.686	115.3	15.531	88.1	1:20.120	88.92	3.415			09:51:59.619
17 -	23.104	100.0	28.302	13.813	115.5	14.359	102.7	1:19.578	89.53	2.873			09:53:19.197
18 -	21.874	114.3	28.081	13.618	115.9	14.082	103.5	1:17.655	91.74	0.950			09:54:36.852
19 -	21.920	106.5	27.967	13.551	115.7	14.134	102.7	1:17.572	91.84	0.867			09:55:54.424
20 -	21.917	111.8	28.026	13.706	115.5	14.116	102.1	1:17.765	91.61	1.060			09:57:12.189
21 -	21.891	112.5	28.035	13.696	114.7	13.927	102.9	1:17.549	91.87	0.844			09:58:29.738
22 -	21.967	112.2	28.400	13.720	115.5	13.962	103.4	1:18.049	91.28	1.344			09:59:47.787
23 -	22.085	107.0	28.912	13.846	115.1	14.154	101.6	1:18.997	90.18	2.292			10:01:06.784

Weather / Track : Cloudy / Dry

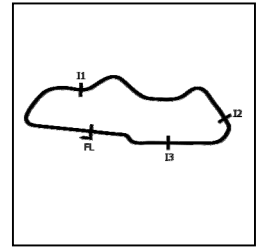
Donington Park National
Circuit Length = 1.9790 miles
Start: 09:30 Flag 10:00 End: 10:01

MCRCB BULLETIN TK123

2021 Bennetts British Superbike Championship - Round 5

2021 Honda British Talent Cup

QUALIFYING - SECTOR ANALYSIS



SECTOR 1 = FL to I1, SECTOR 2 = I1 to I2, SECTOR 3 = I2 to I3, SECTOR 4 = I3 to FL, DIFF = Difference To Personal Best Lap, P = Crossed Finish Line in Pit Lane, D = Time Disallowed

P11 37		Corey TINKER				Honda - CT Racing					
IDEAL LAP TIME : 1:16.227		BEST LAP TIME : 1:16.903				DIFFERENCE : 0.676					
LAP	SECTOR 1	SECTOR 2	SECTOR 3	SECTOR 4	LAP TIME	MPH	DIFF	TIME OF DAY			
1 -	OUTLAP	89.0	31.813	14.471	112.2	14.708	100.3		09:31:38.192		
2 -	22.978	103.7	28.668	13.795	115.1	14.418	103.0	1:19.859	89.21	2.956	09:32:58.051
3 -	22.285	109.6	27.983	14.080	114.7	14.085	100.6	1:18.433	90.83	1.530	09:34:16.484
4 -	22.381	109.1	27.951	13.850	118.5	14.014	105.0	1:18.196	91.11	1.293	09:35:34.680
5 -	22.283	110.3	27.836	13.410	116.9	13.825	102.4	1:17.354	92.10	0.451	09:36:52.034
6 -	22.024	110.5	27.784	13.886	117.7	14.794	97.8	1:18.488	90.77	1.585	09:38:10.522
7 -	22.308	112.9	27.718	13.529	115.7	13.938	101.2	1:17.493	91.93	0.590	09:39:28.015
8 -	22.037	112.9	27.712	13.487	116.3	13.794	102.9	1:17.030	(3) 92.49	0.127	09:40:45.045
9 -	21.943	114.5	27.530	13.459	117.5	14.028	105.0	1:16.960	(2) 92.57	0.057	09:42:02.005
10 -	22.022	110.5	28.100	13.762	117.7	14.373	102.9	1:18.257	91.04	1.354	09:43:20.262
11 -	21.818	113.3	27.471	13.525	114.9	IN PIT		1:23.177	P 85.65	6.274	09:44:43.439
12 -	OUTLAP	104.8	28.666	14.896	100.0	14.505	102.6	5:08.413	23.10	3:51.510	09:49:51.852
13 -	22.066	111.6	28.143	13.594	114.5	13.855	101.2	1:17.658	91.74	0.755	09:51:09.510
14 -	22.418	114.3	27.463	13.739	111.6	14.337	99.7	1:17.957	91.39	1.054	09:52:27.467
15 -	22.260	113.7	27.427	13.502	116.7	13.849	103.5	1:17.038	92.48	0.135	09:53:44.505
16 -	21.860	111.8	28.142	13.606	115.1	13.926	103.0	1:17.534	91.89	0.631	09:55:02.039
17 -	21.813	113.1	27.766	13.607	114.3	13.717	102.6	1:16.903	(1) 92.64		09:56:18.942
18 -	21.938	110.3	27.630	13.648	113.3	13.836	100.4	1:17.052	92.46	0.149	09:57:35.994
19 -	22.182	113.9	27.651	13.909	112.7	13.955	103.8	1:17.697	91.69	0.794	09:58:53.691
20 -	21.864	115.3	27.287	13.585	116.5	14.474	103.5	1:17.210	92.27	0.307	10:00:10.901

P12 15		Harrison CROSBY				Honda - Banks Racing					
IDEAL LAP TIME : 1:16.743		BEST LAP TIME : 1:16.949				DIFFERENCE : 0.206					
LAP	SECTOR 1	SECTOR 2	SECTOR 3	SECTOR 4	LAP TIME	MPH	DIFF	TIME OF DAY			
1 -	OUTLAP	70.5	35.490	14.763	111.1	14.801	97.5		09:31:48.757		
2 -	22.773	115.7	28.547	13.898	113.5	13.941	101.8	1:19.159	90.00	2.210	09:33:07.916
3 -	22.300	111.1	28.670	13.853	113.9	13.923	100.6	1:18.746	90.47	1.797	09:34:26.662
4 -	22.314	116.9	27.784	13.831	113.5	13.887	101.2	1:17.816	91.55	0.867	09:35:44.478
5 -	22.192	115.7	28.073	13.760	113.1	13.788	100.7	1:17.813	91.56	0.864	09:37:02.291
6 -	22.253	116.3	27.807	13.841	113.7	13.803	101.0	1:17.704	91.68	0.755	09:38:19.995
7 -	22.106	117.9	27.619	13.814	114.1	13.758	100.4	1:17.297	92.17	0.348	09:39:37.292
8 -	22.156	118.3	27.479	13.790	114.5	13.846	100.3	1:17.271	92.20	0.322	09:40:54.563
9 -	22.215	117.1	27.521	13.839	114.1	13.740	102.1	1:17.315	92.15	0.366	09:42:11.878
10 -	22.842	109.4	30.448	15.040	104.3	IN PIT		1:29.234	P 79.84	12.285	09:43:41.112
11 -	OUTLAP	107.3	29.364	14.181	111.2	13.983	99.8	6:50.284	17.36	5:33.335	09:50:31.396
12 -	22.344	116.7	27.664	13.992	111.6	13.790	100.3	1:17.790	91.58	0.841	09:51:49.186
13 -	22.114	118.3	27.512	13.852	112.7	13.870	100.4	1:17.348	92.11	0.399	09:53:06.534
14 -	22.066	116.3	27.450	13.686	113.9	13.747	100.4	1:16.949	(1) 92.58		09:54:23.483
15 -	22.081	111.6	28.150	15.698	102.4	IN PIT		1:24.988	P 83.83	8.039	09:55:48.471
16 -	OUTLAP	117.3	27.632	13.641	115.5	13.931	100.6	1:33.478	76.21	16.529	09:57:21.949
17 -	21.982	118.7	27.380	13.847	112.9	13.760	101.8	1:16.969	(2) 92.56	0.020	09:58:38.918
18 -	22.013	117.3	27.546	13.737	113.5	13.780	101.3	1:17.076	(3) 92.43	0.127	09:59:55.994
19 -	22.044	116.1	27.523	14.114	111.6	13.855	101.5	1:17.536	91.88	0.587	10:01:13.530

Weather / Track : Cloudy / Dry

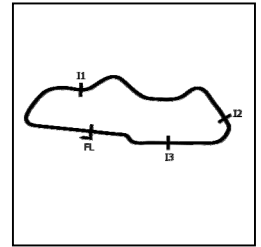
Donington Park National
Circuit Length = 1.9790 miles
Start: 09:30 Flag 10:00 End: 10:01

MCRCB BULLETIN TK123

2021 Bennetts British Superbike Championship - Round 5

2021 Honda British Talent Cup

QUALIFYING - SECTOR ANALYSIS



SECTOR 1 = FL to I1, SECTOR 2 = I1 to I2, SECTOR 3 = I2 to I3, SECTOR 4 = I3 to FL, DIFF = Difference To Personal Best Lap, P = Crossed Finish Line in Pit Lane, D = Time Disallowed

P13 21		Troy JEFFREY				Honda - Stiggymotorsport						
IDEAL LAP TIME : 1:16.447		BEST LAP TIME : 1:17.191				DIFFERENCE : 0.744						
LAP	SECTOR 1	SECTOR 2	SECTOR 3	SECTOR 4	LAP TIME	MPH	DIFF	TIME OF DAY				
1 -	OUTLAP	94.6	30.759	13.818	120.0	14.604	104.5		09:31:27.715			
2 -	22.831	100.0	28.914	13.817	120.0	14.131	104.0	1:19.693	89.40	2.502	09:32:47.408	
3 -	22.278	110.3	28.366	13.986	120.2	14.333	103.4	1:18.963	90.22	1.772	09:34:06.371	
4 -	21.907	114.7	28.572	13.848	116.5	14.349	102.7	1:18.676	90.55	1.485	09:35:25.047	
5 -	22.361	110.1	28.140	13.780	117.1	14.211	103.2	1:18.492	90.76	1.301	09:36:43.539	
6 -	22.259	109.4	28.356	13.868	115.5	14.239	103.4	1:18.722	90.50	1.531	09:38:02.261	
7 -	21.955	107.8	28.718	13.558	118.3	14.274	104.5	1:18.505	90.75	1.314	09:39:20.766	
8 -	21.936	108.2	28.032	13.416	118.9	14.156	104.6	1:17.540	91.88	0.349	09:40:38.306	
9 -	22.182	112.0	28.066	13.602	118.1	14.152	103.2	1:18.002	91.33	0.811	09:41:56.308	
10 -	21.788	114.9	28.141	13.576	117.3	13.919	104.8	1:17.424	92.02	0.233	09:43:13.732	
11 -	21.909	109.4	28.151	13.736	117.7	14.212	105.8	1:18.008	91.33	0.817	09:44:31.740	
12 -	21.872	111.1	28.422	13.796	118.5	14.090	105.3	1:18.180	91.13	0.989	09:45:49.920	
13 -	21.950	106.5	28.148	13.823	118.9	13.905	104.8	1:17.826	91.54	0.635	09:47:07.746	
14 -	22.466	109.8	27.877	14.118	113.9	IN PIT		1:27.088	P	81.80	9.897	09:48:34.834
15 -	OUTLAP	99.5	28.801	13.947	115.9	14.492	101.5	4:18.827	27.52	3:01.636	09:52:53.661	
16 -	22.313	109.8	27.984	13.903	116.7	13.915	104.2	1:18.115	91.20	0.924	09:54:11.776	
17 -	21.873	113.5	27.878	13.648	116.7	13.792	103.7	1:17.191 (1)	92.29		09:55:28.967	
18 -	21.887	108.5	27.785	14.040	117.3	13.675	104.3	1:17.387	(2)	92.06	0.196	09:56:46.354
19 -	22.141	102.4	28.761	13.961	115.9	14.099	102.4	1:18.962	90.22	1.771	09:58:05.316	
20 -	21.778	115.1	27.999	13.573	118.3	14.046	106.3	1:17.396	(3)	92.05	0.205	09:59:22.712
21 -	22.262	109.8	27.578	13.867	117.7	14.066	102.6	1:17.773	91.60	0.582	10:00:40.485	

P14 23		Rhys STEPHENSON				Honda - Rocket Racing						
IDEAL LAP TIME : 1:16.690		BEST LAP TIME : 1:17.193				DIFFERENCE : 0.503						
LAP	SECTOR 1	SECTOR 2	SECTOR 3	SECTOR 4	LAP TIME	MPH	DIFF	TIME OF DAY				
1 -	OUTLAP	96.0	31.705	15.057	113.7	14.789	101.0		09:31:39.277			
2 -	22.510	106.8	28.594	13.543	118.5	14.327	103.8	1:18.974	90.21	1.781	09:32:58.251	
3 -	22.442	110.0	28.130	13.710	116.3	14.623	103.8	1:18.905	90.29	1.712	09:34:17.156	
4 -	22.471	107.2	28.007	13.507	117.1	13.873	104.0	1:17.858	91.50	0.665	09:35:35.014	
5 -	22.324	109.8	28.249	13.595	115.3	13.782	103.8	1:17.950	91.40	0.757	09:36:52.964	
6 -	22.041	113.5	28.270	13.562	115.1	13.848	103.4	1:17.721	91.66	0.528	09:38:10.685	
7 -	23.195	110.1	28.492	13.862	114.1	13.946	101.9	1:19.495	89.62	2.302	09:39:30.180	
8 -	22.254	116.7	28.072	13.597	115.1	13.919	102.9	1:17.842	91.52	0.649	09:40:48.022	
9 -	22.042	117.9	27.817	13.629	115.3	13.705	102.7	1:17.193 (1)	92.29		09:42:05.215	
10 -	22.107	117.3	27.829	13.654	114.9	13.709	102.7	1:17.299	(2)	92.16	0.106	09:43:22.514
11 -	22.180	116.1	27.890	13.692	114.3	14.531	101.3	1:18.293	90.99	1.100	09:44:40.807	
12 -	22.447	111.4	28.239	13.870	113.7	13.617	101.6	1:18.173	91.13	0.980	09:45:58.980	
13 -	22.465	116.3	27.803	13.848	114.1	13.729	100.7	1:17.845	91.52	0.652	09:47:16.825	
14 -	22.332	116.1	27.924	13.903	111.8	14.788	97.3	1:18.947	90.24	1.754	09:48:35.772	
15 -	22.757	111.4	27.907	13.819	111.8	14.007	100.6	1:18.490	90.77	1.297	09:49:54.262	
16 -	22.663	110.3	28.065	13.804	113.7	13.936	102.6	1:18.468	90.79	1.275	09:51:12.730	
17 -	22.253	114.9	27.721	13.805	112.9	14.231	100.0	1:18.010	91.32	0.817	09:52:30.740	
18 -	23.094	106.1	29.343	14.259	111.4	IN PIT		1:28.864	P	80.17	11.671	09:53:59.604
19 -	OUTLAP	111.4	28.332	13.808	113.9	13.875	100.9	2:35.809	45.72	1:18.616	09:56:35.413	
20 -	22.211	116.7	27.652	13.788	112.9	13.703	101.0	1:17.354	92.10	0.161	09:57:52.767	
21 -	22.233	114.1	27.991	13.852	113.5	13.675	102.6	1:17.751	91.63	0.558	09:59:10.518	
22 -	22.037	115.3	27.529	13.597	117.9	14.148	103.0	1:17.311	(3)	92.15	0.118	10:00:27.829

Weather / Track : Cloudy / Dry

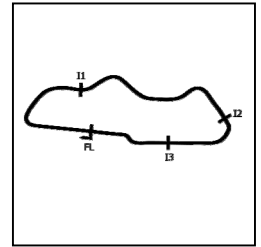
Donington Park National
 Circuit Length = 1.9790 miles
 Start: 09:30 Flag 10:00 End: 10:01

MCRCB BULLETIN TK123

2021 Bennetts British Superbike Championship - Round 5

2021 Honda British Talent Cup

QUALIFYING - SECTOR ANALYSIS



SECTOR 1 = FL to I1, SECTOR 2 = I1 to I2, SECTOR 3 = I2 to I3, SECTOR 4 = I3 to FL, DIFF = Difference To Personal Best Lap, P = Crossed Finish Line in Pit Lane, D = Time Disallowed

P15		5		Mason JOHNSON				Honda - Johnson Racing			
IDEAL LAP TIME : 1:16.721		BEST LAP TIME : 1:17.274				DIFFERENCE : 0.553					
LAP	SECTOR 1	SECTOR 2	SECTOR 3	SECTOR 4	LAP TIME	MPH	DIFF	TIME OF DAY			
1 -	OUTLAP	98.6	30.252	14.089	115.1	14.741	102.9		09:31:24.785		
2 -	22.528	106.0	29.524	13.753	117.3	IN PIT		1:23.519 P 85.30 6.245	09:32:48.304		
3 -	OUTLAP	114.5	28.872	13.810	115.7	14.117	102.1	1:34.408	75.46 17.134	09:34:22.712	
4 -	21.990	118.1	28.597	13.724	115.5	14.052	102.4	1:18.363	90.91 1.089	09:35:41.075	
5 -	22.068	110.5	28.691	13.783	114.9	13.889	102.6	1:18.431	90.83 1.157	09:36:59.506	
6 -	22.088	111.8	29.095	13.934	114.7	14.152	100.7	1:19.269	89.87 1.995	09:38:18.775	
7 -	22.461	113.5	28.445	13.948	113.5	13.878	102.6	1:18.732	90.49 1.458	09:39:37.507	
8 -	22.091	117.1	27.749	13.686	116.5	13.773	103.4	1:17.299 (2)	92.16 0.025	09:40:54.806	
9 -	22.124	117.3	28.205	13.847	114.9	IN PIT		1:23.622 P	85.20 6.348	09:42:18.428	
10 -	OUTLAP	97.5	29.681	13.909	116.7	14.110	103.5	3:58.519	29.87 2:41.245	09:46:16.947	
11 -	22.019	117.7	28.112	13.569	116.7	14.096	100.6	1:17.796	91.58 0.522	09:47:34.743	
12 -	22.179	117.3	28.135	13.858	113.5	14.179	101.6	1:18.351	90.93 1.077	09:48:53.094	
13 -	21.979	117.7	28.161	13.868	113.7	14.038	101.6	1:18.046	91.28 0.772	09:50:11.140	
14 -	22.176	118.5	27.964	13.900	114.3	13.857	103.0	1:17.897	91.46 0.623	09:51:29.037	
15 -	22.103	118.1	27.864	13.750	115.5	13.750	102.6	1:17.467 (3)	91.97 0.193	09:52:46.504	
16 -	21.772	118.5	28.359	15.705	110.9	14.359	101.3	1:20.195	88.84 2.921	09:54:06.699	
17 -	21.969	118.9	28.830	14.128	113.1	13.883	102.9	1:18.810	90.40 1.536	09:55:25.509	
18 -	21.860	119.4	27.630	13.613	116.7	14.171	102.7	1:17.274 (1)	92.19	09:56:42.783	
19 -	22.567	111.2	28.472	13.986	111.8	14.034	99.8	1:19.059	90.11 1.785	09:58:01.842	
20 -	22.418	115.3	28.018	13.942	112.9	13.833	103.0	1:18.211	91.09 0.937	09:59:20.053	
21 -	22.464	114.3	28.282	14.011	112.9	13.950	102.2	1:18.707	90.52 1.433	10:00:38.760	

P16		14		Evann PENDRILL				Honda - EPRacing / SP125 Racing			
IDEAL LAP TIME : 1:16.965		BEST LAP TIME : 1:17.304				DIFFERENCE : 0.339					
LAP	SECTOR 1	SECTOR 2	SECTOR 3	SECTOR 4	LAP TIME	MPH	DIFF	TIME OF DAY			
1 -	OUTLAP	104.6	29.695	13.853	117.5	14.358	103.5			09:31:24.497	
2 -	22.620	102.4	29.311	13.832	116.3	14.516	100.1	1:20.279	88.74 2.975	09:32:44.776	
3 -	22.570	107.3	29.097	13.420	117.7	14.356	103.0	1:19.443	89.68 2.139	09:34:04.219	
4 -	22.312	114.7	27.986	13.601	114.5	13.904	101.9	1:17.803	91.57 0.499	09:35:22.022	
5 -	21.899	117.1	28.812	13.676	114.1	14.090	101.9	1:18.477	90.78 1.173	09:36:40.499	
6 -	21.896	116.1	28.948	13.924	112.5	14.560	99.8	1:19.328	89.81 2.024	09:37:59.827	
7 -	22.169	114.7	28.826	13.738	112.5	IN PIT		1:23.954 P	84.86 6.650	09:39:23.781	
8 -	OUTLAP	109.8	28.434	15.470	100.6	15.282	100.7	3:49.097	31.09 2:31.793	09:43:12.878	
9 -	22.086	115.9	27.814	13.580	113.7	14.226	102.2	1:17.706 (2)	91.68 0.402	09:44:30.584	
10 -	22.070	116.7	27.996	13.719	113.7	14.008	99.4	1:17.793	91.58 0.489	09:45:48.377	
11 -	22.113	117.3	27.796	13.743	112.9	14.066	98.8	1:17.718 (3)	91.67 0.414	09:47:06.095	
12 -	22.283	115.3	28.440	14.347	98.9	IN PIT		1:27.661 P	81.27 10.357	09:48:33.756	
13 -	OUTLAP	112.7	28.120	13.813	115.9	13.877	101.5	4:15.848	27.84 2:58.544	09:52:49.604	
14 -	22.052	115.1	27.863	13.536	114.7	13.853	102.2	1:17.304 (1)	92.16	09:54:06.908	
15 -	21.938	117.7	28.782	14.133	113.7	14.647	102.4	4:19.500 D	89.61 2.196	09:55:26.408	
16 -	22.283	115.9	28.031	13.669	113.9	13.991	100.3	1:17.974	91.37 0.670	09:56:44.382	
17 -	22.069	116.3	28.012	14.124	114.3	14.467	101.3	1:18.672	90.56 1.368	09:58:03.054	
18 -	22.647	106.1	29.049	13.781	115.1	15.733	97.3	1:21.210	87.73 3.906	09:59:24.264	
19 -	22.359	111.1	28.506	13.820	113.1	13.901	101.6	1:18.586	90.66 1.282	10:00:42.850	

Weather / Track : Cloudy / Dry

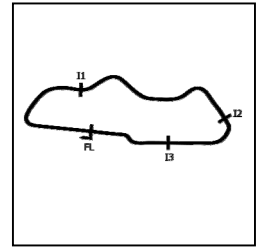
Donington Park National
Circuit Length = 1.9790 miles
Start: 09:30 Flag 10:00 End: 10:01

MCRCB BULLETIN TK123

2021 Bennetts British Superbike Championship - Round 5

2021 Honda British Talent Cup

QUALIFYING - SECTOR ANALYSIS



SECTOR 1 = FL to I1, SECTOR 2 = I1 to I2, SECTOR 3 = I2 to I3, SECTOR 4 = I3 to FL, DIFF = Difference To Personal Best Lap, P = Crossed Finish Line in Pit Lane, D = Time Disallowed

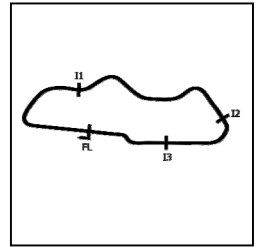
P17 29		Lucas BROWN				Honda - Amphibian Scaffolding / SP125 Racing						
IDEAL LAP TIME : 1:17.234		BEST LAP TIME : 1:17.355				DIFFERENCE : 0.121						
LAP	SECTOR 1	SECTOR 2	SECTOR 3	SECTOR 4	LAP TIME	MPH	DIFF	TIME OF DAY				
1 -	OUTLAP	108.0	29.913	14.195	112.9	14.855	101.3		09:31:23.939			
2 -	22.943	96.9	29.179	14.104	113.3	14.225	100.3	1:20.451	88.55	3.096	09:32:44.390	
3 -	22.679	110.5	28.498	14.027	112.9	14.534	101.8	1:19.738	89.35	2.383	09:34:04.128	
4 -	22.274	117.1	28.320	13.846	115.9	13.892	102.2	1:18.332	90.95	0.977	09:35:22.460	
5 -	22.242	108.9	28.490	13.719	115.5	14.159	101.3	1:18.610	90.63	1.255	09:36:41.070	
6 -	22.158	116.1	28.259	13.944	117.3	14.120	99.8	1:18.481	90.78	1.126	09:37:59.551	
7 -	22.539	109.8	28.913	13.965	112.2	14.687	96.8	1:20.104	88.94	2.749	09:39:19.655	
8 -	22.569	114.3	27.999	13.853	113.5	14.534	101.6	1:18.955	90.23	1.600	09:40:38.610	
9 -	22.152	118.3	27.971	13.645	117.7	14.167	101.9	1:17.935	91.41	0.580	09:41:56.545	
10 -	22.091	117.5	27.796	13.645	117.3	13.823	103.2	1:17.355 (1)	92.10		09:43:13.900	
11 -	22.024	112.4	28.056	13.635	118.7	14.103	100.9	1:17.818	(3)	91.55	0.463	09:44:31.718
12 -	22.102	116.5	27.859	13.750	114.7	13.985	102.6	1:17.696	(2)	91.69	0.341	09:45:49.414
13 -	22.109	117.9	28.169	13.792	114.7	14.000	100.6	1:18.070		91.25	0.715	09:47:07.484
14 -	22.260	116.3	27.869	14.890	95.0	IN PIT		1:26.938	P	81.95	9.583	09:48:34.422
15 -	OUTLAP	105.8	29.378	15.373	91.4	15.570	99.5	3:42.117		32.07	2:24.762	09:52:16.539
16 -	22.340	116.1	27.904	13.866	113.9	14.195	100.1	1:18.305		90.98	0.950	09:53:34.844
17 -	22.295	113.7	27.774	13.684	114.7	14.096	101.0	1:17.849		91.51	0.494	09:54:52.693
18 -	22.104	114.1	27.752	13.639	115.7	14.484	101.6	1:17.979		91.36	0.624	09:56:10.672
19 -	22.270	112.9	28.966	14.115	112.4	14.354	99.5	1:19.705		89.38	2.350	09:57:30.377
20 -	22.551	111.1	27.846	13.952	113.1	14.268	100.1	1:18.617		90.62	1.262	09:58:48.994
21 -	22.428	110.7	27.958	13.800	114.1	13.838	100.9	1:18.024		91.31	0.669	10:00:07.018

P18 66		Rossi DOBSON				Honda - WM Racing						
IDEAL LAP TIME : 1:17.356		BEST LAP TIME : 1:17.358				DIFFERENCE : 0.002						
LAP	SECTOR 1	SECTOR 2	SECTOR 3	SECTOR 4	LAP TIME	MPH	DIFF	TIME OF DAY				
1 -	OUTLAP	86.5	33.189	14.784	114.5	15.274	99.1		09:31:31.628			
2 -	24.394	93.9	30.201	14.218	115.1	14.353	104.2	1:23.166	85.66	5.808	09:32:54.794	
3 -	22.696	107.0	29.346	13.997	115.5	14.248	103.7	1:20.287	88.73	2.929	09:34:15.081	
4 -	22.516	109.4	29.135	13.812	118.3	14.007	104.6	1:19.470	89.65	2.112	09:35:34.551	
5 -	22.631	108.4	28.766	13.784	115.1	IN PIT		1:22.246	P	86.62	4.888	09:36:56.797
6 -	OUTLAP	91.1	32.198	16.614	77.0	17.009	101.2	2:10.426		54.62	53.068	09:39:07.223
7 -	22.680	110.1	28.613	14.037	114.5	14.237	102.2	1:19.567		89.54	2.209	09:40:26.790
8 -	22.474	110.9	28.495	13.749	115.1	14.149	101.8	1:18.867		90.33	1.509	09:41:45.657
9 -	24.271	99.7	30.687	15.635	94.6	14.594	101.9	1:25.187		83.63	7.829	09:43:10.844
10 -	22.410	111.8	28.341	13.742	116.3	15.066	100.1	1:19.559		89.55	2.201	09:44:30.403
11 -	22.493	111.6	28.359	13.659	115.9	14.281	102.6	1:18.792		90.42	1.434	09:45:49.195
12 -	22.130	115.1	28.713	14.003	108.4	14.671	103.4	1:19.517		89.59	2.159	09:47:08.712
13 -	22.120	113.5	28.381	13.658	115.1	14.757	101.3	1:18.916		90.28	1.558	09:48:27.628
14 -	22.338	112.9	28.264	13.822	114.1	14.931	96.5	1:19.355		89.78	1.997	09:49:46.983
15 -	24.261	103.0	29.005	15.794	88.4	16.139	103.7	1:25.199		83.62	7.841	09:51:12.182
16 -	22.085	114.3	27.941	13.687	115.7	13.993	102.7	1:17.706	(2)	91.68	0.348	09:52:29.888
17 -	22.324	115.7	28.310	13.672	115.1	13.935	103.0	1:18.241	(3)	91.06	0.883	09:53:48.129
18 -	21.988	118.3	27.943	13.562	115.7	13.865	103.7	1:17.358 (1)	92.09			09:55:05.487
19 -	22.135	115.9	28.159	14.044	111.4	IN PIT		1:21.765	P	87.13	4.407	09:56:27.252
20 -	OUTLAP	109.1	28.991	13.830	116.1	14.374	103.0	1:35.784		74.38	18.426	09:58:03.036
21 -	22.561	107.0	28.831	14.024	114.3	14.025	103.0	1:19.441		89.68	2.083	09:59:22.477
22 -	22.813	103.2	29.476	14.674	97.6	IN PIT		1:25.979	P	82.86	8.621	10:00:48.456

Weather / Track : Cloudy / Dry

Donington Park National
Circuit Length = 1.9790 miles
Start: 09:30 Flag 10:00 End: 10:01

QUALIFYING - SECTOR ANALYSIS



SECTOR 1 = FL to I1, SECTOR 2 = I1 to I2, SECTOR 3 = I2 to I3, SECTOR 4 = I3 to FL, DIFF = Difference To Personal Best Lap, P = Crossed Finish Line in Pit Lane, D = Time Disallowed

P19 96		Rossi BANHAM				Honda - MJL Racing					
IDEAL LAP TIME : 1:16.846		BEST LAP TIME : 1:17.567				DIFFERENCE : 0.721					
LAP	SECTOR 1	SECTOR 2	SECTOR 3	SECTOR 4	LAP TIME	MPH	DIFF	TIME OF DAY			
1 -	OUTLAP	98.1	31.333	14.876	112.5	14.518	100.3		09:31:38.533		
2 -	22.693	106.3	28.932	13.696	116.9	14.178	100.9	1:19.499	89.61	1.932	09:32:58.032
3 -	22.427	111.8	28.122	13.908	115.5	14.003	101.6	1:18.460	90.80	0.893	09:34:16.492
4 -	22.162	115.1	28.005	13.775	116.5	14.065	100.7	1:18.007	91.33	0.440	09:35:34.499
5 -	22.289	114.7	28.076	13.617	117.1	13.855	102.9	1:17.837	91.53	0.270	09:36:52.336
6 -	21.843	114.9	28.079	13.679	117.9	14.651	99.4	1:18.252	91.04	0.685	09:38:10.588
7 -	22.378	115.1	27.826	13.522	117.1	13.874	101.8	1:17.600	(2) 91.81	0.033	09:39:28.188
8 -	21.984	117.7	28.262	14.180	104.3	IN PIT		1:21.667	P 87.24	4.100	09:40:49.855
9 -	OUTLAP	113.5	27.920	13.717	114.9	13.966	100.6	2:51.317	41.58	1:33.750	09:43:41.172
10 -	22.316	115.3	27.702	13.805	114.3	13.962	101.5	1:17.785	91.59	0.218	09:44:58.957
11 -	22.128	116.3	27.720	13.941	116.3	13.962	101.8	1:17.751	91.63	0.184	09:46:16.708
12 -	22.128	116.9	27.682	13.609	114.9	IN PIT		1:21.673	P 87.23	4.106	09:47:38.381
13 -	OUTLAP	101.3	29.512	13.805	114.3	13.998	100.1	2:13.301	53.44	55.734	09:49:51.682
14 -	22.342	115.3	29.144	14.473	111.1	14.036	101.2	1:19.995	89.06	2.428	09:51:11.677
15 -	22.144	117.3	27.626	13.826	113.9	13.971	100.4	1:17.567	(1) 91.85		09:52:29.244
16 -	22.196	115.9	27.825	13.734	113.7	13.933	100.4	1:17.688	91.70	0.121	09:53:46.932
17 -	22.235	117.5	27.818	13.740	114.5	14.113	101.2	1:17.906	91.45	0.339	09:55:04.838
18 -	22.233	116.3	27.808	13.677	115.5	13.963	100.3	1:17.681	(3) 91.71	0.114	09:56:22.519
19 -	22.236	113.3	28.250	13.767	113.1	IN PIT		1:22.008	P 86.87	4.441	09:57:44.527
20 -	OUTLAP	116.9	28.375	14.106	114.1	14.438	102.7	1:38.553	72.29	20.986	09:59:23.080
21 -	22.287	108.7	27.894	13.644	115.7	13.932	101.8	1:17.757	91.62	0.190	10:00:40.837

P20 12		Josh BANNISTER				Honda - Dunsley Heat Racing					
IDEAL LAP TIME : 1:17.268		BEST LAP TIME : 1:17.729				DIFFERENCE : 0.461					
LAP	SECTOR 1	SECTOR 2	SECTOR 3	SECTOR 4	LAP TIME	MPH	DIFF	TIME OF DAY			
1 -	OUTLAP	93.8	31.100	14.104	115.5	14.986	102.2				09:31:27.380
2 -	22.876	108.7	29.326	14.006	117.5	14.656	102.2	1:20.864	88.10	3.135	09:32:48.244
3 -	22.792	110.3	29.208	13.913	116.3	14.803	102.4	1:20.716	88.26	2.987	09:34:08.960
4 -	23.136	106.6	29.086	13.589	117.1	14.365	101.2	1:20.176	88.86	2.447	09:35:29.136
5 -	22.248	113.7	28.614	14.081	113.7	14.522	101.8	1:19.465	89.65	1.736	09:36:48.601
6 -	22.269	114.7	28.082	13.660	115.5	14.157	101.6	1:18.168	91.14	0.439	09:38:06.769
7 -	22.366	116.1	28.308	13.605	116.1	14.328	104.0	1:18.607	90.63	0.878	09:39:25.376
8 -	22.050	117.1	28.557	13.541	116.5	13.883	102.4	1:18.031	(3) 91.30	0.302	09:40:43.407
9 -	22.149	113.3	28.320	13.545	116.7	14.353	103.8	1:18.367	90.91	0.638	09:42:01.774
10 -	22.094	112.2	28.712	13.422	118.7	14.645	103.2	1:18.873	90.33	1.144	09:43:20.647
11 -	22.478	108.2	28.642	14.035	116.7	IN PIT		1:26.149	P 82.70	8.420	09:44:46.796
12 -	OUTLAP	100.3	29.561	14.133	112.9	14.070	99.8	1:49.225	65.22	31.496	09:46:36.021
13 -	22.754	110.5	28.746	13.952	113.3	14.014	101.5	1:19.466	89.65	1.737	09:47:55.487
14 -	22.713	109.6	28.695	13.945	112.5	14.054	101.6	1:19.407	89.72	1.678	09:49:14.894
15 -	22.470	111.4	28.735	13.788	113.9	13.882	102.2	1:18.875	90.32	1.146	09:50:33.769
16 -	22.105	112.4	28.091	13.905	112.9	14.022	101.5	1:18.123	91.19	0.394	09:51:51.892
17 -	22.442	115.3	28.183	13.818	113.9	14.048	100.7	1:18.491	90.77	0.762	09:53:10.383
18 -	22.448	112.9	28.545	13.823	113.1	IN PIT		1:25.545	P 83.28	7.816	09:54:35.928
19 -	OUTLAP	110.5	28.164	13.624	115.5	14.134	101.3	1:59.964	59.38	42.235	09:56:35.892
20 -	22.242	116.1	27.986	13.734	114.3	13.846	102.6	1:17.808	(2) 91.56	0.079	09:57:53.700
21 -	22.118	113.7	28.942	13.578	116.3	14.111	101.9	1:18.749	90.47	1.020	09:59:12.449
22 -	22.156	112.4	27.950	13.748	114.7	13.875	103.5	1:17.729	(1) 91.66		10:00:30.178

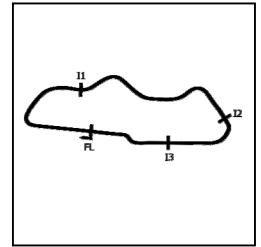
P21 8		Ross MOORE				Honda - B Moore Honda					
IDEAL LAP TIME : 1:18.085		BEST LAP TIME : 1:18.349				DIFFERENCE : 0.264					
LAP	SECTOR 1	SECTOR 2	SECTOR 3	SECTOR 4	LAP TIME	MPH	DIFF	TIME OF DAY			
1 -	OUTLAP	92.8	31.279	14.503	116.5	14.823	101.8				09:31:31.568
2 -	22.639	112.4	28.673	13.997	116.7	14.324	102.6	1:19.633	(3) 89.46	1.284	09:32:51.201
3 -	22.243	112.4	28.482	13.807	117.1	14.092	103.0	1:18.624	(2) 90.61	0.275	09:34:09.825
4 -	22.494	104.0	28.959	13.781	119.1	14.645	101.3	1:19.879	89.19	1.530	09:35:29.704
5 -	22.106	113.1	28.106	13.824	115.9	14.313	103.5	1:18.349	(1) 90.93		09:36:48.053

MCRCB BULLETIN TK123

2021 Bennetts British Superbike Championship - Round 5

2021 Honda British Talent Cup

QUALIFYING - SECTOR ANALYSIS



SECTOR 1 = FL to I1, SECTOR 2 = I1 to I2 SECTOR 3 = I2 to I3, SECTOR 4 = I3 to FL, DIFF = Difference To Personal Best Lap, P = Crossed Finish Line in Pit Lane, D = Time Disallowed

P22 41		Luca HOPKINS				Honda - Wilson Racing					
IDEAL LAP TIME : 1:18.165		BEST LAP TIME : 1:18.350				DIFFERENCE : 0.185					
LAP	SECTOR 1	SECTOR 2	SECTOR 3	SECTOR 4	LAP TIME	MPH	DIFF	TIME OF DAY			
1 -	OUTLAP	86.8	32.487	14.621	114.1	14.783	101.5		09:31:34.725		
2 -	23.299	96.8	29.469	14.156	116.3	14.640	103.2	1:21.564	87.35	3.214	09:32:56.289
3 -	22.943	104.8	29.048	14.247	113.9	14.525	102.6	1:20.763	88.21	2.413	09:34:17.052
4 -	22.535	104.2	28.710	13.862	116.9	14.413	101.5	1:19.520	89.59	1.170	09:35:36.572
5 -	22.646	104.5	28.685	13.840	114.9	14.241	102.2	1:19.412	89.71	1.062	09:36:55.984
6 -	22.557	106.1	28.561	13.806	116.1	14.224	101.2	1:19.148	90.01	0.798	09:38:15.132
7 -	22.488	107.7	28.506	13.670	115.9	14.154	101.9	1:18.818	90.39	0.468	09:39:33.950
8 -	22.320	108.5	28.415	13.751	117.3	14.392	102.2	1:18.878	90.32	0.528	09:40:52.828
9 -	22.447	107.7	28.793	14.219	115.5	IN PIT		1:27.960	P	9.610	09:42:20.788
10 -	OUTLAP	102.1	28.772	13.785	115.5	14.328	101.3	2:01.051	58.85	42.701	09:44:21.839
11 -	22.696	96.5	29.505	14.121	114.3	14.673	100.6	1:20.995	87.96	2.645	09:45:42.834
12 -	22.772	104.5	29.022	13.995	114.9	14.309	101.3	1:20.098	88.94	1.748	09:47:02.932
13 -	22.556	103.2	28.423	13.910	114.9	14.501	101.3	1:19.390	89.74	1.040	09:48:22.322
14 -	22.732	105.3	28.393	14.185	112.2	14.608	101.3	1:19.918	89.14	1.568	09:49:42.240
15 -	22.377	106.3	28.370	13.727	115.7	14.267	100.7	1:18.741	(2)	0.391	09:51:00.981
16 -	22.372	105.8	28.980	14.176	113.1	14.244	101.6	1:19.772	89.31	1.422	09:52:20.753
17 -	22.353	107.3	28.206	13.821	113.5	14.411	101.5	1:18.791	(3)	0.441	09:53:39.544
18 -	22.512	104.3	28.601	13.832	114.5	14.369	100.7	1:19.314	89.82	0.964	09:54:58.858
19 -	22.710	104.8	28.596	13.857	114.5	14.471	100.9	1:19.634	89.46	1.284	09:56:18.492
20 -	22.614	102.2	28.232	13.949	112.0	14.462	101.6	1:19.257	89.89	0.907	09:57:37.749
21 -	22.204	105.3	28.153	13.855	114.9	14.138	101.5	1:18.350	(1)	90.93	09:58:56.099
22 -	22.437	106.6	28.670	13.839	114.5	14.221	101.9	1:19.167	89.99	0.817	10:00:15.266

P23 33		JJ CUNNINGHAM				Honda - Thorneycroft56 / JCRsupersport					
IDEAL LAP TIME : 1:17.987		BEST LAP TIME : 1:18.395				DIFFERENCE : 0.408					
LAP	SECTOR 1	SECTOR 2	SECTOR 3	SECTOR 4	LAP TIME	MPH	DIFF	TIME OF DAY			
1 -	OUTLAP	89.8	31.221	14.677	113.9	15.279	101.6				09:31:32.033
2 -	23.493	103.5	28.987	14.240	113.1	15.083	102.4	1:21.803	87.09	3.408	09:32:53.836
3 -	22.868	110.5	29.202	14.003	114.7	14.277	103.7	1:20.350	88.67	1.955	09:34:14.186
4 -	22.501	110.7	28.819	13.739	115.7	14.284	102.2	1:19.343	89.79	0.948	09:35:33.529
5 -	22.429	113.3	28.414	13.888	114.3	14.274	103.4	1:19.005	90.17	0.610	09:36:52.534
6 -	22.295	110.5	29.016	13.960	115.1	14.527	101.5	1:19.798	89.28	1.403	09:38:12.332
7 -	22.657	106.0	28.396	13.632	117.3	14.844	101.2	1:19.529	89.58	1.134	09:39:31.861
8 -	22.821	106.6	28.916	14.004	115.7	14.611	101.5	1:20.352	88.66	1.957	09:40:52.213
9 -	22.704	110.5	30.458	14.492	111.2	IN PIT		1:30.173	P	11.778	09:42:22.386
10 -	OUTLAP	90.3	30.507	14.528	110.5	14.832	99.5	5:59.553	19.81	4:41.158	09:48:21.939
11 -	22.603	111.4	28.760	14.286	110.9	14.702	101.0	1:20.351	88.66	1.956	09:49:42.290
12 -	22.823	107.2	28.501	14.877	108.5	14.718	101.0	1:20.919	88.04	2.524	09:51:03.209
13 -	22.683	112.4	28.543	14.159	112.4	14.187	101.3	1:19.572	89.53	1.177	09:52:22.781
14 -	22.610	112.7	28.225	14.098	115.1	14.570	101.9	1:19.503	89.61	1.108	09:53:42.284
15 -	22.331	110.9	28.358	13.983	112.7	14.257	100.9	1:18.929	90.26	0.534	09:55:01.213
16 -	22.452	111.6	28.212	13.813	114.5	13.918	102.2	1:18.395	(1)	90.88	09:56:19.608
17 -	22.317	112.5	28.194	14.041	113.3	14.255	101.8	1:18.807	(3)	0.412	09:57:38.415
18 -	22.243	114.5	28.292	13.901	113.1	14.096	101.9	1:18.532	(2)	0.137	09:58:56.947
19 -	22.438	112.0	28.339	14.176	111.6	14.319	102.2	1:19.272	89.87	0.877	10:00:16.219

Weather / Track : Cloudy / Dry

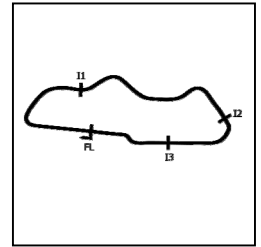
Donington Park National
Circuit Length = 1.9790 miles
Start: 09:30 Flag 10:00 End: 10:01

MCRCB BULLETIN TK123

2021 Bennetts British Superbike Championship - Round 5

2021 Honda British Talent Cup

QUALIFYING - SECTOR ANALYSIS



SECTOR 1 = FL to I1, SECTOR 2 = I1 to I2 SECTOR 3 = I2 to I3, SECTOR 4 = I3 to FL, DIFF = Difference To Personal Best Lap, P = Crossed Finish Line in Pit Lane, D = Time Disallowed

P24 44		Lucas HILL				Honda - Ashcourt Racing						
IDEAL LAP TIME : 1:17.873		BEST LAP TIME : 1:18.407				DIFFERENCE : 0.534						
LAP	SECTOR 1	SECTOR 2	SECTOR 3	SECTOR 4	LAP TIME	MPH	DIFF	TIME OF DAY				
1 -	OUTLAP	93.2	31.814	14.528	114.3	14.819	99.4		09:31:28.967			
2 -	23.032	111.2	29.342	14.111	114.1	14.409	99.2	1:20.894	88.07	2.487	09:32:49.861	
3 -	22.708	111.6	29.471	14.120	114.7	14.227	101.8	1:20.526	88.47	2.119	09:34:10.387	
4 -	22.877	116.3	28.936	13.817	116.7	14.229	99.8	1:19.859	89.21	1.452	09:35:30.246	
5 -	22.883	106.1	29.032	13.493	119.1	14.729	99.4	1:20.137	88.90	1.730	09:36:50.383	
6 -	22.789	108.4	29.067	13.829	117.7	14.562	100.0	1:20.247	88.78	1.840	09:38:10.630	
7 -	23.215	107.8	28.997	13.796	117.1	14.834	99.2	1:20.842	88.13	2.435	09:39:31.472	
8 -	22.981	114.1	29.009	13.851	114.7	IN PIT		1:25.165	P	83.65	6.758	09:40:56.637
9 -	OUTLAP	101.3	30.038	16.198	93.8	15.062	99.1	1:41.779	70.00	23.372	09:42:38.416	
10 -	22.694	113.1	28.825	13.889	113.7	14.337	99.2	1:19.745	89.34	1.338	09:43:58.161	
11 -	22.661	113.7	28.608	14.676	103.8	IN PIT		1:26.662	P	82.21	8.255	09:45:24.823
12 -	OUTLAP	111.4	29.637	14.097	110.1	14.504	99.8	1:38.314	72.46	19.907	09:47:03.137	
13 -	22.822	110.0	29.269	14.430	108.7	14.771	95.8	1:21.292	87.64	2.885	09:48:24.429	
14 -	23.676	110.9	29.084	14.387	109.2	14.627	97.3	1:21.774	87.12	3.367	09:49:46.203	
15 -	23.195	106.5	29.490	14.283	109.4	IN PIT		1:27.265	P	81.64	8.858	09:51:13.468
16 -	OUTLAP	108.4	28.954	14.170	109.8	14.640	99.4	2:45.867	42.95	1:27.460	09:53:59.335	
17 -	22.578	113.1	28.542	14.079	111.8	14.521	99.1	1:19.720	89.37	1.313	09:55:19.055	
18 -	22.513	114.1	28.508	13.907	112.9	14.572	99.8	1:19.500	89.61	1.093	09:56:38.555	
19 -	22.169	114.9	28.622	13.876	112.7	14.189	99.2	1:18.856	(2)	90.35	0.449	09:57:57.411
20 -	22.618	113.7	28.554	13.945	112.9	13.968	100.3	1:19.085	(3)	90.08	0.678	09:59:16.496
21 -	22.279	114.9	28.243	13.855	113.3	14.030	100.6	1:18.407	(1)	90.86		10:00:34.903

P25 2		Rhys COATES				Honda - Ernie Coates Race Support / SP125 Racing						
IDEAL LAP TIME : 1:18.631		BEST LAP TIME : 1:18.903				DIFFERENCE : 0.272						
LAP	SECTOR 1	SECTOR 2	SECTOR 3	SECTOR 4	LAP TIME	MPH	DIFF	TIME OF DAY				
1 -	OUTLAP	104.2	29.985	14.271	112.7	14.980	100.1				09:31:23.826	
2 -	22.966	98.6	29.482	13.900	114.7	15.036	100.7	1:21.384	87.54	2.481	09:32:45.210	
3 -	23.009	100.0	29.723	13.930	114.3	IN PIT		1:25.727	P	83.10	6.824	09:34:10.937
4 -	OUTLAP	107.2	29.586	14.005	113.3	14.646	100.3	3:37.100	32.81	2:18.197	09:37:48.037	
5 -	22.719	112.0	28.622	13.924	113.9	14.780	100.3	1:20.045	(3)	89.00	1.142	09:39:08.082
6 -	22.375	113.5	28.214	14.030	115.5	14.569	100.6	1:19.188	(2)	89.97	0.285	09:40:27.270
7 -	22.368	113.7	28.438	13.670	115.5	14.427	101.6	1:18.903	(1)	90.29		09:41:46.173
8 -	22.775	113.7	28.703	13.828	114.1	14.744	100.0	1:20.050	89.00	1.147	09:43:06.223	

Weather / Track : Cloudy / Dry

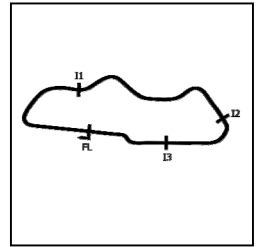
Donington Park National
Circuit Length = 1.9790 miles
Start: 09:30 Flag 10:00 End: 10:01

MCRCB BULLETIN TK123

2021 Bennetts British Superbike Championship - Round 5

2021 Honda British Talent Cup

QUALIFYING - SECTOR ANALYSIS



SECTOR 1 = FL to I1, SECTOR 2 = I1 to I2, SECTOR 3 = I2 to I3, SECTOR 4 = I3 to FL, DIFF = Difference To Personal Best Lap, P = Crossed Finish Line in Pit Lane, D = Time Disallowed

P26 65		Alexander ROWAN				Honda - Victoria House Mortimer Racing						
IDEAL LAP TIME : 1:18.821		BEST LAP TIME : 1:19.164				DIFFERENCE : 0.343						
LAP	SECTOR 1	SECTOR 2	SECTOR 3	SECTOR 4	LAP TIME	MPH	DIFF	TIME OF DAY				
1 -	OUTLAP	95.5	32.332	14.762	114.1	15.788	99.4		09:32:31.293			
2 -	24.201	99.1	30.799	14.491	114.5	15.130	100.4	1:24.621	84.19	5.457	09:33:55.914	
3 -	23.070	104.8	29.646	14.065	116.1	15.275	101.0	1:22.056	86.82	2.892	09:35:17.970	
4 -	22.733	105.5	29.111	14.062	115.7	14.726	101.8	1:20.632	88.35	1.468	09:36:38.602	
5 -	22.777	105.6	30.126	14.126	110.1	15.383	102.6	1:22.412	86.45	3.248	09:38:01.014	
6 -	22.365	101.2	29.333	13.732	117.7	14.918	103.2	1:20.348	88.67	1.184	09:39:21.362	
7 -	22.332	104.8	28.636	13.803	117.1	14.424	102.6	1:19.195	(2)	89.96	0.031	09:40:40.557
8 -	22.542	99.4	29.314	13.787	117.1	14.806	103.4	1:20.449	88.56	1.285	09:42:01.006	
9 -	22.537	108.4	28.425	13.764	117.1	14.438	102.7	1:19.164	(1)	89.99		09:43:20.170
10 -	22.786	104.3	28.598	14.073	116.3	14.861	101.3	1:20.318	88.70	1.154	09:44:40.488	
11 -	22.610	105.0	28.996	13.853	116.9	14.339	102.9	1:19.798	89.28	0.634	09:46:00.286	
12 -	22.564	108.9	28.496	13.879	116.1	14.597	101.2	1:19.536	(3)	89.57	0.372	09:47:19.822
13 -	22.559	100.7	28.728	13.844	114.9	14.898	101.8	1:20.029	89.02	0.865	09:48:39.851	
14 -	22.963	94.9	29.452	14.030	113.7	14.702	101.3	1:21.147	87.79	1.983	09:50:00.998	
15 -	22.925	104.5	28.945	14.011	114.3	14.704	101.9	1:20.585	88.41	1.421	09:51:21.583	
16 -	22.500	104.5	28.893	13.927	114.5	14.571	102.1	1:19.891	89.17	0.727	09:52:41.474	
17 -	22.479	100.6	29.084	13.825	115.9	14.656	102.6	1:20.044	89.00	0.880	09:54:01.518	
18 -	22.580	106.3	28.905	13.908	115.3	14.987	100.6	1:20.380	88.63	1.216	09:55:21.898	
19 -	23.044	104.5	29.051	13.805	116.3	14.476	102.9	1:20.376	88.64	1.212	09:56:42.274	
20 -	22.926	105.3	29.055	14.172	115.1	14.429	102.4	1:20.582	88.41	1.418	09:58:02.856	
21 -	22.550	109.4	28.874	14.101	115.3	15.490	101.0	1:21.015	87.94	1.851	09:59:23.871	
22 -	22.666	105.6	29.080	13.904	116.7	14.332	103.4	1:19.982	89.07	0.818	10:00:43.853	

P27 61		Harrison MACKAY				Honda - True Heroes Racing / Super Soco						
IDEAL LAP TIME : 1:19.212		BEST LAP TIME : 1:19.626				DIFFERENCE : 0.414						
LAP	SECTOR 1	SECTOR 2	SECTOR 3	SECTOR 4	LAP TIME	MPH	DIFF	TIME OF DAY				
1 -	OUTLAP	98.9	30.485	14.159	117.3	15.182	101.6				09:31:26.842	
2 -	23.117	106.6	29.269	14.009	117.9	14.869	102.9	1:21.264	87.67	1.638	09:32:48.106	
3 -	22.725	108.5	29.123	13.977	117.5	14.911	102.6	1:20.736	88.24	1.110	09:34:08.842	
4 -	22.856	105.8	29.048	13.886	116.5	15.274	102.7	1:21.064	87.88	1.438	09:35:29.906	
5 -	22.766	110.3	29.037	13.677	118.1	14.701	103.5	1:20.181	88.85	0.555	09:36:50.087	
6 -	22.621	112.5	29.018	13.796	117.1	14.914	100.4	1:20.349	88.67	0.723	09:38:10.436	
7 -	23.145	111.4	28.757	13.968	118.7	14.726	103.0	1:20.596	88.39	0.970	09:39:31.032	
8 -	22.796	108.2	28.819	13.813	116.7	14.919	102.1	1:20.347	88.67	0.721	09:40:51.379	
9 -	22.923	111.4	28.790	13.867	116.1	14.622	102.4	1:20.202	88.83	0.576	09:42:11.581	
10 -	22.886	112.2	28.830	13.979	117.3	14.523	103.2	1:20.218	88.81	0.592	09:43:31.799	
11 -	22.727	111.2	28.784	14.073	115.3	14.651	102.6	1:20.235	88.79	0.609	09:44:52.034	
12 -	22.977	111.8	29.277	14.095	115.3	14.706	102.6	1:21.055	87.89	1.429	09:46:13.089	
13 -	23.022	109.4	29.237	14.078	114.7	IN PIT		1:26.725	P	82.15	7.099	09:47:39.814
14 -	OUTLAP	108.2	29.184	14.092	113.7	14.899	102.4	3:10.043	37.48	1:50.417	09:50:49.857	
15 -	22.804	112.0	28.689	14.047	115.5	15.196	101.9	1:20.736	88.24	1.110	09:52:10.593	
16 -	22.733	113.9	28.535	14.461	112.4	14.720	102.2	1:20.449	88.56	0.823	09:53:31.042	
17 -	22.677	113.3	28.453	13.829	116.1	14.667	102.7	1:19.626	(1)	89.47		09:54:50.668
18 -	22.585	112.9	28.595	13.912	115.9	14.737	101.8	1:19.829	89.24	0.203	09:56:10.497	
19 -	22.834	114.5	29.117	14.023	115.3	14.863	101.6	1:20.837	88.13	1.211	09:57:31.334	
20 -	22.572	112.7	28.493	13.890	115.3	14.686	102.7	1:19.641	(2)	89.45	0.015	09:58:50.975
21 -	22.561	107.5	28.577	14.059	115.9	14.521	103.7	1:19.718	(3)	89.37	0.092	10:00:10.693

Weather / Track : Cloudy / Dry

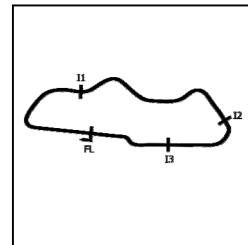
Donington Park National
 Circuit Length = 1.9790 miles
 Start: 09:30 Flag 10:00 End: 10:01

MCRCB BULLETIN TK123

2021 Bennetts British Superbike Championship - Round 5

2021 Honda British Talent Cup

QUALIFYING - SECTOR ANALYSIS



SECTOR 1 = FL to I1, SECTOR 2 = I1 to I2, SECTOR 3 = I2 to I3, SECTOR 4 = I3 to FL, DIFF = Difference To Personal Best Lap, P = Crossed Finish Line in Pit Lane, D = Time Disallowed

P28 99		Peter WILLIS				Honda - WM Racing						
IDEAL LAP TIME : 1:19.234		BEST LAP TIME : 1:19.643				DIFFERENCE : 0.409						
LAP	SECTOR 1	SECTOR 2	SECTOR 3	SECTOR 4	LAP TIME	MPH	DIFF	TIME OF DAY				
1 -	OUTLAP	79.7	33.522	14.962	115.3	16.138	101.2		09:31:41.428			
2 -	23.922	92.9	30.808	14.476	114.7	15.303	103.0	1:24.509	84.30	4.866	09:33:05.937	
3 -	24.021	96.5	30.619	14.105	115.7	14.832	100.7	1:23.577	85.24	3.934	09:34:29.514	
4 -	23.538	98.3	29.792	14.189	114.5	15.117	100.7	1:22.636	86.21	2.993	09:35:52.150	
5 -	23.227	103.0	29.464	14.306	110.9	14.865	102.4	1:21.862	87.03	2.219	09:37:14.012	
6 -	23.326	100.4	29.685	14.166	114.7	14.470	101.0	1:21.647	87.26	2.004	09:38:35.659	
7 -	22.877	104.3	29.109	14.170	114.1	14.536	101.6	1:20.692	88.29	1.049	09:39:56.351	
8 -	22.807	107.0	28.922	13.963	114.3	14.495	101.6	1:20.187	88.85	0.544	09:41:16.538	
9 -	22.714	101.5	28.948	13.899	114.5	14.316	101.6	1:19.877	(3)	89.19	0.234	09:42:36.415
10 -	22.794	105.1	28.818	14.025	114.3	14.223	101.9	1:19.860	(2)	89.21	0.217	09:43:56.275
11 -	22.868	105.5	28.978	14.274	113.9	14.445	102.4	1:20.565		88.43	0.922	09:45:16.840
12 -	22.811	103.2	28.964	14.112	114.9	14.557	99.2	1:20.444		88.56	0.801	09:46:37.284
13 -	22.777	107.3	28.801	14.153	114.7	14.437	101.8	1:20.168		88.87	0.525	09:47:57.452
14 -	22.856	103.5	28.891	14.316	112.9	14.559	101.0	1:20.622		88.37	0.979	09:49:18.074
15 -	22.916	104.6	29.237	14.154	115.5	14.381	101.9	1:20.688		88.29	1.045	09:50:38.762
16 -	23.001	105.5	29.220	14.048	114.1	14.502	100.9	1:20.771		88.20	1.128	09:51:59.533
17 -	22.709	106.6	28.785	14.111	113.7	14.545	101.6	1:20.150		88.89	0.507	09:53:19.683
18 -	23.556	102.9	29.334	14.275	113.1	14.630	101.5	1:21.795		87.10	2.152	09:54:41.478
19 -	22.844	103.7	29.073	14.305	113.5	14.562	100.6	1:20.784		88.19	1.141	09:56:02.262
20 -	22.814	99.8	28.849	14.031	113.9	14.304	102.1	1:19.998		89.06	0.355	09:57:22.260
21 -	23.022	100.6	28.701	14.528	112.9	14.377	101.8	1:20.628		88.36	0.985	09:58:42.888
22 -	22.509	104.6	28.997	14.012	113.5	14.125	102.4	1:19.643	(1)	89.45		10:00:02.531

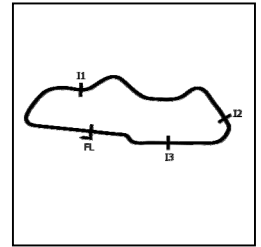
P29 22		Anthony EAGLE				Honda - Microlise Cresswell Racing						
IDEAL LAP TIME : 1:19.443		BEST LAP TIME : 1:19.817				DIFFERENCE : 0.374						
LAP	SECTOR 1	SECTOR 2	SECTOR 3	SECTOR 4	LAP TIME	MPH	DIFF	TIME OF DAY				
1 -	OUTLAP	83.7	34.367	15.334	111.2	15.482	99.5		09:32:12.192			
2 -	24.375	98.6	30.555	14.524	112.0	14.920	100.0	1:24.374	84.44	4.557	09:33:36.566	
3 -	23.697	101.0	29.926	14.468	111.6	14.918	100.9	1:23.009	85.82	3.192	09:34:59.575	
4 -	23.269	105.1	29.337	14.168	112.5	14.969	95.1	1:21.743	87.15	1.926	09:36:21.318	
5 -	23.427	105.3	29.583	14.368	110.0	14.853	100.6	1:22.231	86.64	2.414	09:37:43.549	
6 -	23.582	102.6	29.826	14.321	110.3	IN PIT		1:29.256	P	79.82	9.439	09:39:12.805
7 -	OUTLAP	99.5	30.297	14.337	111.8	14.873	99.8	3:36.785		32.86	2:16.968	09:42:49.590
8 -	23.274	103.5	29.732	14.283	112.2	14.526	100.3	1:21.815	87.08	1.998	09:44:11.405	
9 -	23.254	105.8	29.554	14.256	111.6	14.519	100.4	1:21.583	87.32	1.766	09:45:32.988	
10 -	23.166	104.8	29.534	14.269	111.1	14.718	99.8	1:21.687	87.21	1.870	09:46:54.675	
11 -	23.092	109.4	29.557	14.411	110.0	14.844	99.1	1:21.904	86.98	2.087	09:48:16.579	
12 -	23.140	103.5	29.396	14.378	108.7	14.687	99.4	1:21.601	87.31	1.784	09:49:38.180	
13 -	22.858	106.6	29.358	14.209	110.9	14.314	101.2	1:20.739	88.24	0.922	09:50:58.919	
14 -	23.432	101.5	29.762	14.563	106.5	14.689	100.4	1:22.446	86.41	2.629	09:52:21.365	
15 -	22.733	107.0	29.099	14.186	110.9	14.655	100.1	1:20.673	(3)	88.31	0.856	09:53:42.038
16 -	22.816	110.3	28.660	14.007	113.5	14.334	100.7	1:19.817	(1)	89.26		09:55:01.855
17 -	22.925	105.0	29.182	14.325	110.1	14.465	101.6	1:20.897	88.07	1.080	09:56:22.752	
18 -	22.462	107.3	29.373	14.090	112.2	14.381	100.0	1:20.306	(2)	88.71	0.489	09:57:43.058
19 -	23.707	101.2	30.528	14.827	105.5	14.781	99.7	1:23.843	84.97	4.026	09:59:06.901	
20 -	23.100	102.6	29.121	14.228	112.5	15.201	100.6	1:21.650	87.25	1.833	10:00:28.551	

MCRCB BULLETIN TK123

2021 Bennetts British Superbike Championship - Round 5

2021 Honda British Talent Cup

QUALIFYING - SECTOR ANALYSIS



SECTOR 1 = FL to I1, SECTOR 2 = I1 to I2 SECTOR 3 = I2 to I3, SECTOR 4 = I3 to FL, DIFF = Difference To Personal Best Lap, P = Crossed Finish Line in Pit Lane, D = Time Disallowed

P30 51		Holly HARRIS		Honda - MJL Racing										
IDEAL LAP TIME : 1:20.068		BEST LAP TIME : 1:20.536		DIFFERENCE : 0.468										
LAP	SECTOR 1	SECTOR 2	SECTOR 3	SECTOR 4	LAP TIME	MPH	DIFF	TIME OF DAY						
1 -	OUTLAP	77.8	33.487	15.295	115.1	15.937	101.6				09:31:40.349			
2 -	24.275	91.6	31.315	14.627	115.1	15.208	101.0	1:25.425	83.40	4.889	09:33:05.774			
3 -	23.835	94.6	30.672	14.373	114.9	15.217	101.2	1:24.097	84.71	3.561	09:34:29.871			
4 -	23.717	100.9	30.230	14.094	116.1	14.818	102.2	1:22.859	85.98	2.323	09:35:52.730			
5 -	23.225	104.6	29.775	13.944	116.7	14.846	103.4	1:21.790	87.10	1.254	09:37:14.520			
6 -	23.164	103.0	29.956	13.991	117.1	14.578	102.6	1:21.689	87.21	1.153	09:38:36.209			
7 -	23.018	103.8	29.335	14.016	115.7	14.502	102.4	1:20.871	88.09	0.335	09:39:57.080			
8 -	23.172	106.1	29.436	14.009	115.3	14.430	102.6	1:21.047	87.90	0.511	09:41:18.127			
9 -	23.208	96.6	29.624	13.890	116.1	14.338	103.2	1:21.060	87.89	0.524	09:42:39.187			
10 -	22.966	106.6	29.339	13.939	116.1	14.346	102.6	1:20.590 (2)	88.40	0.054	09:43:59.777			
11 -	22.842	101.2	29.385	14.336	115.5	14.408	102.6	1:20.971	87.99	0.435	09:45:20.748			
12 -	22.828	107.3	29.656	14.092	115.3	14.267	102.4	1:20.843 (3)	88.12	0.307	09:46:41.591			
13 -	23.105	105.0	29.414	14.406	114.5	14.805	101.8	1:21.730	87.17	1.194	09:48:03.321			
14 -	23.001	103.2	29.571	14.563	113.3	14.471	100.7	1:21.606	87.30	1.070	09:49:24.927			
15 -	23.111	98.1	29.531	14.402	114.1	14.500	101.9	1:21.544	87.37	1.008	09:50:46.471			
16 -	23.542	99.5	29.978	14.679	110.1	IN PIT		1:28.304 P	80.68	7.768	09:52:14.775			
17 -	OUTLAP	94.3	29.923	14.374	114.9	14.415	102.4	1:50.326	64.57	29.790	09:54:05.101			
18 -	22.879	102.6	29.363	14.186	115.1	14.719	103.8	1:21.147	87.79	0.611	09:55:26.248			
19 -	22.901	107.5	29.456	14.533	117.1	14.190	102.6	1:21.080	87.87	0.544	09:56:47.328			
20 -	22.948	106.5	29.712	14.309	114.3	14.338	102.7	1:21.307	87.62	0.771	09:58:08.635			
21 -	22.782	107.5	29.507	14.268	114.3	14.560	102.2	1:21.117	87.83	0.581	09:59:29.752			
22 -	22.778	109.4	29.437	14.256	115.3	14.065	104.3	1:20.536 (1)	88.46		10:00:50.288			

Weather / Track : Cloudy / Dry

MCRCB BULLETIN TK124

2021 Bennetts British Superbike Championship - Round 5

2021 Honda British Talent Cup

QUALIFYING - BEST SECTORS

SECTOR 1				SECTOR 2				SECTOR 3				SECTOR 4				IDEAL / BEST COMPARISON			
POS	NO	NAME	TIME	NO	NAME	TIME	NO	NAME	TIME	NO	NAME	TIME	POS	NO	NAME	IDEAL	BEST	DIFF	
																PERFECT LAP 1:14.835			
1	57	GARNESS	21.353	7	LYONS	26.996	67	O'GORMA	13.177	74	BROWN	13.309	1	57	GARNESS	1:15.295	1:15.505	0.210	
2	52	BELFORD	21.454	74	BROWN	27.066	53	VEIJER	13.216	7	LYONS	13.421	2	74	BROWN	1:15.296	1:15.594	0.298	
3	74	BROWN	21.484	34	COOK	27.141	57	GARNESS	13.243	57	GARNESS	13.431	3	7	LYONS	1:15.410	1:15.798	0.388	
4	67	O'GORMA	21.522	67	O'GORMA	27.171	7	LYONS	13.262	52	BELFORD	13.457	4	34	COOK	1:15.473	1:15.580	0.107	
5	34	COOK	21.558	48	WALKER	27.175	34	COOK	13.287	34	COOK	13.487	5	67	O'GORMAN	1:15.473	1:15.920	0.447	
6	53	VEIJER	21.614	57	GARNESS	27.268	4	MOUNSEY	13.288	9	STUART-	13.560	6	52	BELFORD	1:15.641	1:15.710	0.069	
7	4	MOUNSEY	21.674	37	TINKER	27.287	48	WALKER	13.341	48	WALKER	13.595	7	48	WALKER	1:15.799	1:15.961	0.162	
8	48	WALKER	21.688	52	BELFORD	27.288	37	TINKER	13.410	67	O'GORMA	13.603	8	53	VEIJER	1:16.026	1:16.298	0.272	
9	7	LYONS	21.731	15	CROSBY	27.380	21	JEFFREY	13.416	23	STEPHEN	13.617	9	37	TINKER	1:16.227	1:16.903	0.676	
10	9	STUART-	21.757	9	STUART-	27.424	14	PENDRIL	13.420	4	MOUNSEY	13.622	10	9	STUART-CAMPBELL	1:16.269	1:16.505	0.236	
11	5	JOHNSON	21.772	53	VEIJER	27.427	12	BANNIST	13.422	21	JEFFREY	13.675	11	4	MOUNSEY	1:16.381	1:16.705	0.324	
12	21	JEFFREY	21.778	23	STEPHEN	27.529	74	BROWN	13.437	37	TINKER	13.717	12	21	JEFFREY	1:16.447	1:17.191	0.744	
13	37	TINKER	21.813	21	JEFFREY	27.578	52	BELFORD	13.442	15	CROSBY	13.740	13	23	STEPHENSON	1:16.690	1:17.193	0.503	
14	96	BANHAM	21.843	96	BANHAM	27.626	44	HILL	13.493	5	JOHNSON	13.750	14	5	JOHNSON	1:16.721	1:17.274	0.553	
15	14	PENDRIL	21.896	5	JOHNSON	27.630	23	STEPHEN	13.507	53	VEIJER	13.769	15	15	CROSBY	1:16.743	1:16.949	0.206	
16	15	CROSBY	21.982	29	BROWN	27.752	96	BANHAM	13.522	29	BROWN	13.823	16	96	BANHAM	1:16.846	1:17.567	0.721	
17	66	DOBSON	21.988	14	PENDRIL	27.796	9	STUART-	13.528	12	BANNIST	13.846	17	14	PENDRILL	1:16.965	1:17.304	0.339	
18	29	BROWN	22.024	4	MOUNSEY	27.797	66	DOBSON	13.562	14	PENDRIL	13.853	18	29	BROWN	1:17.234	1:17.355	0.121	
19	23	STEPHEN	22.037	66	DOBSON	27.941	5	JOHNSON	13.569	96	BANHAM	13.855	19	12	BANNISTER	1:17.268	1:17.729	0.461	
20	12	BANNIST	22.050	12	BANNIST	27.950	33	CUNNING	13.632	66	DOBSON	13.865	20	66	DOBSON	1:17.356	1:17.358	0.002	
21	8	MOORE	22.106	8	MOORE	28.106	29	BROWN	13.635	33	CUNNING	13.918	21	44	HILL	1:17.873	1:18.407	0.534	
22	44	HILL	22.169	41	HOPKINS	28.153	15	CROSBY	13.641	44	HILL	13.968	22	33	CUNNINGHAM	1:17.987	1:18.395	0.408	
23	41	HOPKINS	22.204	2	COATES	28.166	41	HOPKINS	13.670	51	HARRIS	14.065	23	8	MOORE	1:18.085	1:18.349	0.264	
24	33	CUNNING	22.243	33	CUNNING	28.194	2	COATES	13.670	8	MOORE	14.092	24	41	HOPKINS	1:18.165	1:18.350	0.185	
25	65	ROWAN	22.332	44	HILL	28.243	61	MACKAY	13.677	99	WILLIS	14.125	25	2	COATES	1:18.631	1:18.903	0.272	
26	2	COATES	22.368	65	ROWAN	28.425	65	ROWAN	13.732	41	HOPKINS	14.138	26	65	ROWAN	1:18.821	1:19.164	0.343	
27	22	EAGLE	22.462	61	MACKAY	28.453	8	MOORE	13.781	22	EAGLE	14.314	27	61	MACKAY	1:19.212	1:19.626	0.414	
28	99	WILLIS	22.509	22	EAGLE	28.660	51	HARRIS	13.890	65	ROWAN	14.332	28	99	WILLIS	1:19.234	1:19.643	0.409	
29	61	MACKAY	22.561	99	WILLIS	28.701	99	WILLIS	13.899	2	COATES	14.427	29	22	EAGLE	1:19.443	1:19.817	0.374	
30	51	HARRIS	22.778	51	HARRIS	29.335	22	EAGLE	14.007	61	MACKAY	14.521	30	51	HARRIS	1:20.068	1:20.536	0.468	

Weather / Track : Cloudy / Dry

Results can be found at www.tsl-timing.com

Donington Park National
 Circuit Length = 1.9790 miles
 Start: 09:30 Flag 10:00 End: 10:01

Printed - 10:04 Saturday, 14 August 2021

MCRCB BULLETIN TK125**2021 Bennetts British Superbike Championship - Round 5****2021 Honda British Talent Cup****QUALIFYING - BEST SPEEDS**

POS	INTERMEDIATE 1		INTERMEDIATE 2		INTERMEDIATE 3		FINISH LINE				
	NO	NAME	MPH	NO	NAME	MPH	NO	NAME	MPH		
1	74	BROWN	121.1			57	GARNESS	122.9	53	VEIJER	108.0
2	7	LYONS	120.6			53	VEIJER	122.4	67	O'GORMAN	107.3
3	9	STUART-CAMPBELL	120.6			67	O'GORMAN	122.2	57	GARNESS	107.0
4	48	WALKER	119.6			4	MOUNSEY	121.5	52	BELFORD	106.8
5	5	JOHNSON	119.4			52	BELFORD	120.2	21	JEFFREY	106.3
6	52	BELFORD	118.9			21	JEFFREY	120.2	4	MOUNSEY	105.8
7	15	CROSBY	118.7			7	LYONS	120.0	34	COOK	105.3
8	29	BROWN	118.3			34	COOK	119.4	37	TINKER	105.0
9	66	DOBSON	118.3			48	WALKER	119.1	66	DOBSON	104.6
10	34	COOK	118.1			8	MOORE	119.1	74	BROWN	104.3
11	57	GARNESS	117.9			44	HILL	119.1	7	LYONS	104.3
12	67	O'GORMAN	117.9			29	BROWN	118.7	51	HARRIS	104.3
13	23	STEPHENSON	117.9			12	BANNISTER	118.7	23	STEPHENSON	104.0
14	14	PENDRILL	117.7			61	MACKAY	118.7	12	BANNISTER	104.0
15	96	BANHAM	117.7			37	TINKER	118.5	9	STUART-CAMPBELL	103.8
16	2	COATES	117.3			23	STEPHENSON	118.5	48	WALKER	103.7
17	12	BANNISTER	117.1			74	BROWN	118.3	33	CUNNINGHAM	103.7
18	44	HILL	116.3			66	DOBSON	118.3	61	MACKAY	103.7
19	37	TINKER	115.3			96	BANHAM	117.9	5	JOHNSON	103.5
20	4	MOUNSEY	115.1			14	PENDRILL	117.7	14	PENDRILL	103.5
21	21	JEFFREY	115.1			65	ROWAN	117.7	8	MOORE	103.5
22	33	CUNNINGHAM	114.5			5	JOHNSON	117.3	65	ROWAN	103.4
23	61	MACKAY	114.5			41	HOPKINS	117.3	29	BROWN	103.2
24	53	VEIJER	113.1			33	CUNNINGHAM	117.3	41	HOPKINS	103.2
25	8	MOORE	113.1			9	STUART-CAMPBELL	117.1	99	WILLIS	103.0
26	22	EAGLE	110.3			51	HARRIS	117.1	96	BANHAM	102.9
27	65	ROWAN	109.4			99	WILLIS	115.7	15	CROSBY	102.1
28	51	HARRIS	109.4			15	CROSBY	115.5	44	HILL	101.8
29	41	HOPKINS	108.5			2	COATES	115.5	2	COATES	101.6
30	99	WILLIS	107.3			22	EAGLE	113.5	22	EAGLE	101.6

Weather / Track : Cloudy / Dry

Results can be found at www.tsl-timing.comDonington Park National
Circuit Length = 1.9790 miles
Start: 09:30 Flag 10:00 End: 10:01

Printed - 10:05 Saturday, 14 August 2021

MCRCB BULLETIN TK126

2021 Bennetts British Superbike Championship - Round 5

2021 Honda British Talent Cup

QUALIFYING - STATISTICS

Competitors Started 30
Planned Start 2021-08-14 @ 09:30:00.000
Actual Start 2021-08-14 @ 09:30:00.711
Finish Time 2021-08-14 @ 10:00:00.711
Track Length 1.9790mi.
Total Laps 606
Total Distance Covered 1199.3147mi.

Session Fastest Lap History

NO	NAME	LAP TIME	TIME OF DAY	LAP	VEHICLE
48	Ollie WALKER	1:17.539	09:32:40.669	2	Honda
48	Ollie WALKER	1:16.936	09:33:57.606	3	Honda
57	Johnny GARNES	1:16.684	09:35:20.167	4	Honda
48	Ollie WALKER	1:16.340	09:36:31.649	5	Honda
48	Ollie WALKER	1:16.187	09:40:21.158	8	Honda
57	Johnny GARNES	1:16.127	09:40:55.718	8	Honda
67	Casey O'GORMAN	1:15.920	09:43:16.111	10	Honda
57	Johnny GARNES	1:15.505	09:54:23.572	15	Honda

Flag History

TYPE	TIME OF DAY
GREEN	09:30:00.711
FINISH	10:00:00.711

Flag Statistics

TYPE	COUNT	TOTAL LAPS	TOTAL TIME
Green	1	23	31:45.363
Red	0	0	0.000
Safety Car	0	0	0.000
FCY	0	0	0.000

Weather / Track : Cloudy / Dry

Results can be found at www.tsl-timing.com

Donington Park National
Circuit Length = 1.9790 miles
Start: 09:30 Flag 10:00 End: 10:01

Printed - 10:06 Saturday, 14 August 2021

MCRCB BULLETIN TK127

2021 Bennetts British Superbike Championship - Round 5

2021 Honda British Talent Cup

QUALIFYING - SESSION NOTES

TIME	MESSAGE
09:34:07	NO. 52 EXCEEDED TRACK LIMITS AT TURN 3 - LAP TIME CANCELLED
09:36:18	NO. ? EXCEEDED TRACK LIMITS AT TURN 3 - LAP TIME CANCELLED
09:37:35	NO. 8 FALLER AT T1 REDGATE - RIDER OK
09:39:06	NO. 74 EXCEEDED TRACK LIMITS AT TURN 3 - LAP TIME CANCELLED
09:43:46	
09:45:03	NO. 2 FALLER AT T8 COPPICE - RIDER TO MEDICAL CENTRE
09:53:35	NO. 52 EXCEEDED TRACK LIMITS AT TURN 3 - LAP TIME CANCELLED
09:55:00	NO. 52 14 EXCEEDED TRACK LIMITS AT TURN 3 - LAP TIME CANCELLED
09:58:43	NO.74 EXCEEDED TRACK LIMITS T4 - LAP TIME CANCELLED

Weather / Track : Cloudy / Dry

Results can be found at www.tsl-timing.com

Donington Park National
Circuit Length = 1.9790 miles
Start: 09:30 Flag 10:00 End: 10:01

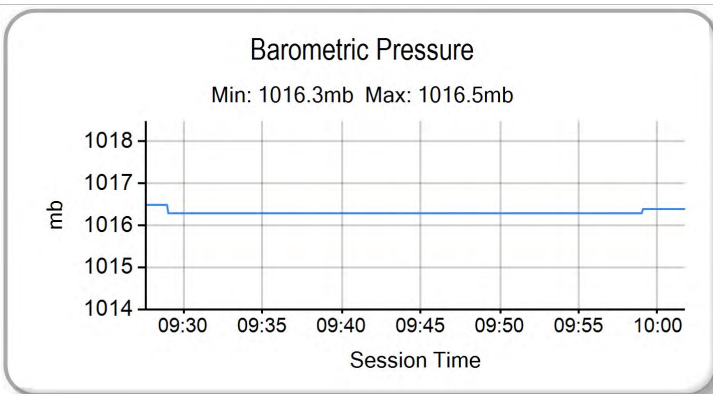
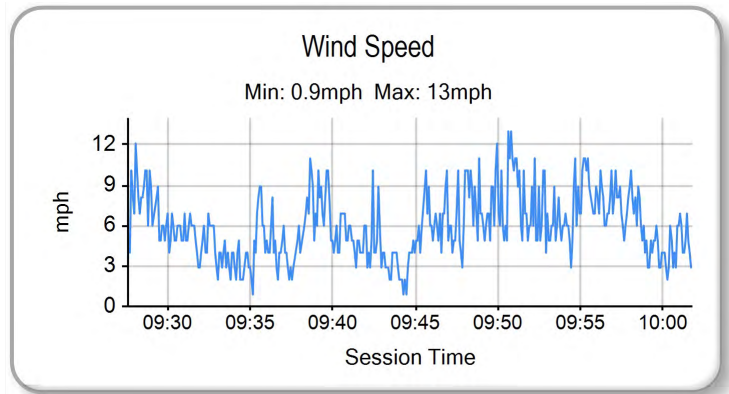
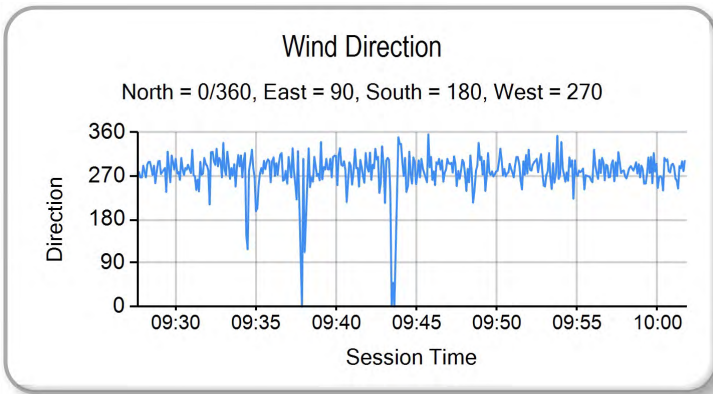
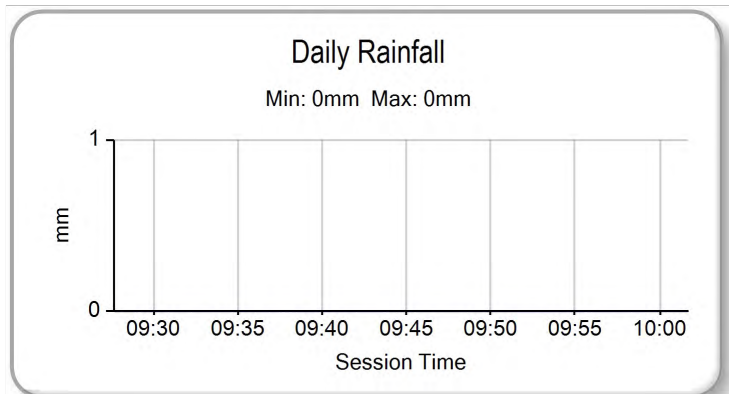
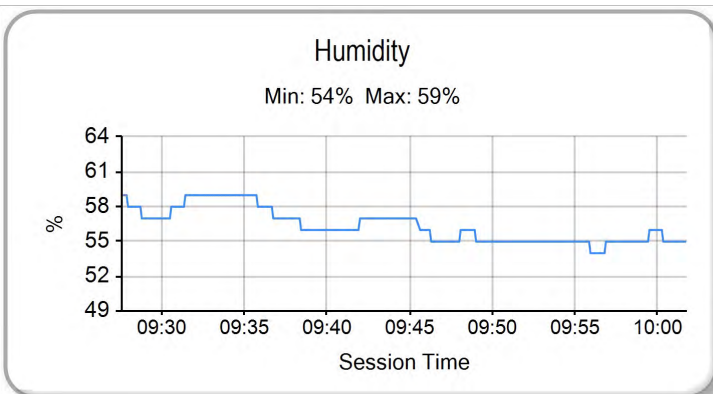
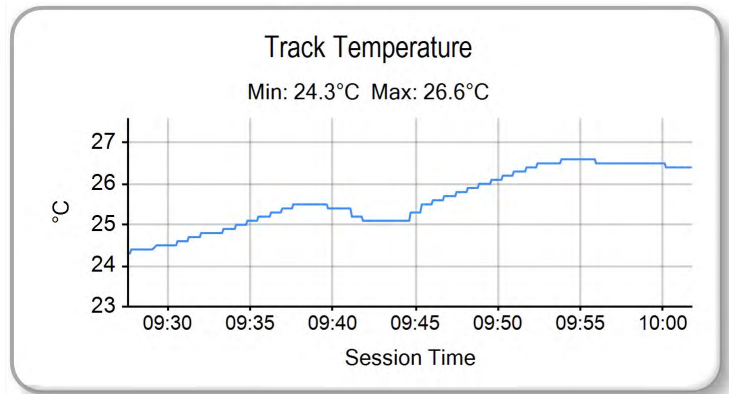
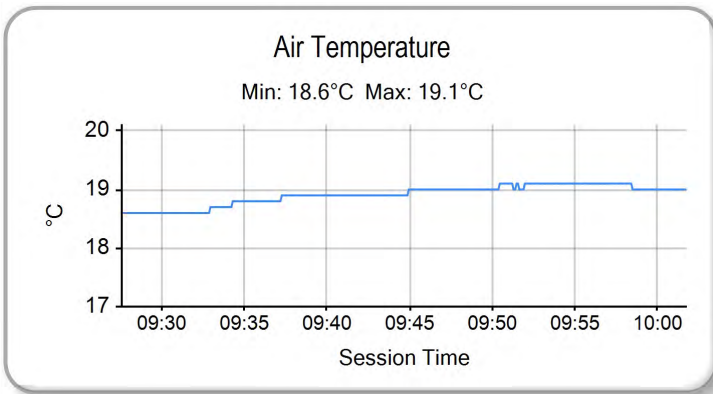
Printed - 10:06 Saturday, 14 August 2021

MCRCB BULLETIN TK128

2021 Bennetts British Superbike Championship - Round 5

2021 Honda British Talent Cup

QUALIFYING - WEATHER CONDITIONS



Weather / Track : Cloudy / Dry

Results can be found at www.tsl-timing.com

Donington Park National
Circuit Length = 1.9790 miles
Start: 09:30 Flag 10:00 End: 10:01

Printed - 10:05 Saturday, 14 August 2021

RACE 1 - GRID (20 Laps)

ROW 10	30	51	Holly HARRIS	1:20.536	29	22	Anthony EAGLE	1:19.817	28	99	Peter WILLIS	1:19.643				
ROW 9					27	61	Harrison MACKAY	1:19.626	26	65	Alexander ROWAN	1:19.164	25	2	Rhys COATES	1:18.903
ROW 8	24	44	Lucas HILL	1:18.407	23	33	JJ CUNNINGHAM	1:18.395	22	41	Luca HOPKINS	1:18.350				
ROW 7					21	8	Ross MOORE	1:18.349	20	12	Josh BANNISTER	1:17.729	19	96	Rossi BANHAM	1:17.567
ROW 6	18	66	Rossi DOBSON	1:17.358	17	29	Lucas BROWN	1:17.355	16	14	Evann PENDRILL	1:17.304				
ROW 5					15	5	Mason JOHNSON	1:17.274	14	23	Rhys STEPHENSON	1:17.193	13	21	Troy JEFFREY	1:17.191
ROW 4	12	15	Harrison CROSBY	1:16.949	11	37	Corey TINKER	1:16.903	10	4	Sullivan MOUNSEY	1:16.705				
ROW 3					9	9	Bailey STUART-CAMPBELL	1:16.505	8	53	Kiyano VEIJER	1:16.298	7	48	Ollie WALKER	1:15.961
ROW 2	6	67	Casey O'GORMAN	1:15.920	5	7	Jamie LYONS	1:15.798	4	52	Evan BELFORD	1:15.710				
ROW 1					3	74	Carter BROWN	1:15.594	2	34	James COOK	1:15.580	1	57	Johnny GARNES	1:15.505
																Pole

These results are provisional until the conclusion of any judicial and technical matters.

Donington Park National
Circuit Length = 1.9790 miles

Race Director : Stuart Higgs	Stewards :	Timekeeper : Richard Evans
------------------------------	------------	----------------------------

Results can be found at www.britishsuperbike.com

Printed - 10:04 Saturday, 14 August 2021



POS	NO	NAME	NAT	ENTRY	LAPS	TIME	GAP	DIFF	MPH	BEST	ON
1	57	Johnny GARNES	GBR	Honda - City Lifting by RS Racing	20	25:21.813			93.54	1:15.462	11
2	67	Casey O'GORMAN	GBR	Honda - Microlise Cresswell Racing	20	25:23.835	2.022	2.022	93.41	1:15.381	13
3	34	James COOK	GBR	Honda - Wilson Racing	20	25:23.901	2.088	0.066	93.41	1:15.478	9
4	48	Ollie WALKER	GBR	Honda - Moto Rapido / SP125 Racing	20	25:28.596	6.783	4.695	93.12	1:15.681	4
5	74	Carter BROWN	GBR	Honda - City Lifting by RS Racing	20	25:28.621	6.808	0.025	93.12	1:15.265	9
6	52	Evan BELFORD	GBR	Honda - City Lifting by RS Racing	20	25:28.977	7.164	0.356	93.10	1:15.419	13
7	53	Kiyano VEIJER	NLD	Honda - Microlise Cresswell Racing	20	25:29.683	7.870	0.706	93.06	1:15.696	12
8	7	Jamie LYONS	GBR	Honda - C&M Motors Ltd / Tooltec Racing	20	25:29.789	7.976	0.106	93.05	1:15.602	11
9	4	Sullivan MOUNSEY	GBR	Honda - iForce Lloyd & Jones	20	25:54.342	32.529	24.553	91.58	1:16.823	7
10	15	Harrison CROSBY	GBR	Honda - Banks Racing	20	25:54.928	33.115	0.586	91.55	1:16.878	2
11	96	Rossi BANHAM	GBR	Honda - MJL Racing	20	25:55.097	33.284	0.169	91.54	1:16.792	8
12	21	Troy JEFFREY	GBR	Honda - Stiggymotorsport	20	25:57.807	35.994	2.710	91.38	1:16.712	8
13	5	Mason JOHNSON	GBR	Honda - Johnson Racing	20	26:13.192	51.379	15.385	90.48	1:17.438	7
14	66	Rossi DOBSON	GBR	Honda - WM Racing	20	26:13.451	51.638	0.259	90.47	1:17.270	11
15	12	Josh BANNISTER	GBR	Honda - Dunsley Heat Racing	20	26:14.125	52.312	0.674	90.43	1:17.680	12
16	41	Luca HOPKINS	GBR	Honda - Wilson Racing	20	26:15.941	54.128	1.816	90.33	1:17.866	11
17	8	Ross MOORE	GBR	Honda - B Moore Honda	20	26:15.997	54.184	0.056	90.32	1:17.689	14
18	29	Lucas BROWN	GBR	Honda - Amphibian Scaffolding / SP125 Racing	20	26:16.607	54.794	0.610	90.29	1:17.772	4
19	14	Evann PENDRILL	GBR	Honda - EPRacing / SP125 Racing	20	26:25.476	1:03.663	8.869	89.78	1:17.838	4
20	33	JJ CUNNINGHAM	GBR	Honda - Thorneycroft56 / JCRsupersport	20	26:31.124	1:09.311	5.648	89.46	1:18.252	14
21	44	Lucas HILL	GBR	Honda - Ashcourt Racing	20	26:31.194	1:09.381	0.070	89.46	1:18.586	14
22	2	Rhys COATES	GBR	Honda - Ernie Coates Race Support / SP125 Racing	20	26:32.399	1:10.586	1.205	89.39	1:18.429	9
23	99	Peter WILLIS	GBR	Honda - WM Racing	19	25:37.658	1 Lap	1 Lap	87.94	1:19.527	18
24	65	Alexander ROWAN	GBR	Honda - Victoria House Mortimer Racing	19	25:43.416	1 Lap	5.758	87.61	1:19.902	10
25	22	Anthony EAGLE	UZB	Honda - Microlise Cresswell Racing	19	25:48.491	1 Lap	5.075	87.33	1:20.079	7
26	51	Holly HARRIS	GBR	Honda - MJL Racing	19	26:05.058	1 Lap	16.567	86.40	1:20.326	18

NOT CLASSIFIED

DNF	9	Bailey STUART-CAMPBELL	GBR	Honda - Team 151s	16	20:35.827	4 Laps	3 Laps	92.13	1:16.215	4
DNF	37	Corey TINKER	GBR	Honda - CT Racing	15	19:22.119	5 Laps	1 Lap	91.84	1:16.473	10
DNF	61	Harrison MACKAY	GBR	Honda - True Heroes Racing / Super Soco	9	12:00.089	11 Laps	6 Laps	88.85	1:18.464	4
DNF	23	Rhys STEPHENSON	GBR	Honda - Rocket Racing	0						

FASTEST LAP

74	Carter BROWN	GBR	Honda - City Lifting by RS Racing	9	1:15.265	94.66 mph	152.34 kph
----	--------------	-----	-----------------------------------	---	----------	-----------	------------

New Lap Record

Weather / Track : Cloudy / Dry

These results are provisional until the conclusion of any judicial and technical matters.

Donington Park National: 1.9790 miles

Race Distance: 20 Laps / 39.58 miles

Start: 13:50 Flag 14:15 End: 14:16

Race Director : Stuart Higgs	Stewards :	Timekeeper : Richard Evans
------------------------------	------------	----------------------------

Results can be found at www.britishsuperbike.com

Printed - 14:18 Saturday, 14 August 2021



MCRCB BULLETIN TK181

2021 Bennetts British Superbike Championship - Round 5

2021 Honda British Talent Cup

RACE 1 - POSITION CHART

No	Name	Lap																				
		Pos	1	2	3	4	5	6	7	8	9	10	11	12	13	14	15	16	17	18	19	20
57	GARNESS	1	57	57	57	57	57	57	57	57	57	57	57	57	57	57	57	57	57	57	57	57
34	COOK	2	52	52	52	52	52	74	52	52	74	67	67	67	67	74	52	52	34	67	67	67
74	BROWN	3	34	34	34	34	34	52	74	74	67	74	74	74	74	67	67	67	52	34	34	34
52	BELFORD	4	67	67	67	67	74	34	67	67	52	52	52	52	52	52	34	34	67	52	52	48
7	LYONS	5	74	74	74	74	67	67	34	34	34	34	34	34	34	34	34	74	48	74	74	48
67	O'GORMAN	6	53	53	53	53	53	53	53	53	53	48	48	48	48	48	48	74	48	48	74	52
48	WALKER	7	7	7	7	7	7	7	7	48	48	53	53	53	53	53	53	53	53	53	53	53
53	VEIJER	8	4	9	9	48	48	48	48	7	7	7	7	7	7	7	7	7	7	7	7	7
9	STUART-CAMPBELL	9	48	48	48	9	9	9	9	9	9	9	9	9	9	9	9	9	96	4	4	4
4	MOUNSEY	10	9	4	4	4	37	37	37	37	37	37	37	37	37	37	37	37	4	15	96	15
37	TINKER	11	21	21	37	37	21	15	4	4	4	4	4	4	4	4	4	96	4	15	15	96
15	CROSBY	12	37	37	15	21	96	4	15	15	15	96	96	96	96	96	21	15	21	21	21	21
21	JEFFREY	13	5	15	21	96	15	21	96	96	96	21	21	21	21	21	96	21	5	5	66	5
23	STEPHENSON	14	15	96	96	15	4	96	21	21	21	15	15	15	15	15	15	66	66	66	5	66
5	JOHNSON	15	96	29	5	29	5	5	5	5	5	5	5	5	5	66	66	66	5	29	12	12
14	PENDRILL	16	29	5	29	5	66	29	29	29	66	66	66	66	5	5	5	29	12	29	29	41
29	BROWN	17	14	14	14	14	14	66	66	66	29	29	41	41	41	41	41	41	41	41	41	8
66	DOBSON	18	66	66	66	66	29	14	41	41	41	41	29	29	29	29	29	12	8	8	8	29
96	BANHAM	19	41	41	41	41	41	41	14	14	14	14	8	8	12	12	12	8	14	14	14	14
12	BANNISTER	20	61	8	8	8	8	8	8	8	8	8	12	12	8	8	8	14	44	33	33	33
8	MOORE	21	8	61	12	12	12	12	12	12	12	12	14	14	14	14	14	44	33	44	44	44
41	HOPKINS	22	2	12	61	61	61	61	61	61	61	2	33	2	2	33	33	33	2	2	2	2
33	CUNNINGHAM	23	12	2	33	44	44	44	44	44	2	33	2	33	33	44	44	2	99	99	99	99
44	HILL	24	33	33	44	33	2	2	33	2	33	44	44	44	44	2	2	99	65	65	65	65
2	COATES	25	44	44	2	2	33	33	2	33	44	99	65	99	99	99	99	65	22	22	22	22
65	ROWAN	26	65	65	65	65	99	99	99	22	99	65	99	65	65	65	65	22	51	51	51	51
61	MACKAY	27	99	99	99	99	65	22	22	99	22	22	22	22	22	22	22	51				
99	WILLIS	28	22	22	22	22	22	65	65	65	65	51	51	51	51	51	51					
22	EAGLE	29	51	51	51	51	51	51	51	51	51											
51	HARRIS	30																				

Weather / Track : Cloudy / Dry

Results can be found at www.tsl-timing.com

Donington Park National
 Circuit Length = 1.9790 miles
 Start: 13:50 Flag 14:15 End: 14:16

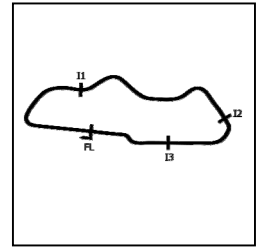
Printed - 14:20 Saturday, 14 August 2021

MCRCB BULLETIN TK182

2021 Bennetts British Superbike Championship - Round 5

2021 Honda British Talent Cup

RACE 1 - SECTOR ANALYSIS



SECTOR 1 = FL to I1, SECTOR 2 = I1 to I2, SECTOR 3 = I2 to I3, SECTOR 4 = I3 to FL, DIFF = Difference To Personal Best Lap, P = Crossed Finish Line in Pit Lane, D = Time Disallowed

P1 57		Johnny GARNESS				Honda - City Lifting by RS Racing						
IDEAL LAP TIME : 1:15.301		BEST LAP TIME : 1:15.462				DIFFERENCE : 0.161						
LAP	SECTOR 1	SECTOR 2	SECTOR 3	SECTOR 4	LAP TIME	MPH	DIFF	TIME OF DAY				
1 -	114.1	27.795	13.312	122.0	13.613	106.8	1:19.163	89.99	3.701	13:51:28.853		
2 -	21.599	115.7	27.635	13.320	120.4	13.426	106.0	1:15.980	93.76	0.518	13:52:44.833	
3 -	21.413	116.7	27.593	13.263	120.6	13.581	106.1	1:15.850	93.93	0.388	13:54:00.683	
4 -	21.395	116.9	27.611	13.248	119.6	13.674	106.0	1:15.928	93.83	0.466	13:55:16.611	
5 -	21.440	111.8	27.627	13.281	120.4	13.662	105.8	1:16.010	93.73	0.548	13:56:32.621	
6 -	21.475	112.4	27.398	13.338	120.6	13.560	105.6	1:15.771	94.02	0.309	13:57:48.392	
7 -	21.576	112.2	27.468	13.241	121.1	13.455	105.1	1:15.740	94.06	0.278	13:59:04.132	
8 -	21.583	116.3	27.496	13.298	121.3	13.536	106.3	1:15.913	93.85	0.451	14:00:20.045	
9 -	21.526	113.1	27.408	13.261	121.3	13.349	106.1	1:15.544	(3)	94.31	0.082	14:01:35.589
10 -	21.488	112.0	27.322	13.248	121.3	13.470	106.5	1:15.528	(2)	94.33	0.066	14:02:51.117
11 -	21.444	115.5	27.335	13.235	121.3	13.448	106.5	1:15.462	(1)	94.41		14:04:06.579
12 -	21.499	116.3	27.900	13.302	120.6	13.829	105.5	1:16.530	93.09	1.068	14:05:23.109	
13 -	21.505	113.5	27.373	13.296	121.1	13.478	105.6	1:15.652	94.17	0.190	14:06:38.761	
14 -	21.556	112.5	27.521	13.289	121.1	13.394	106.8	1:15.760	94.04	0.298	14:07:54.521	
15 -	21.443	115.9	27.616	13.281	121.7	13.447	107.3	1:15.787	94.00	0.325	14:09:10.308	
16 -	21.889	106.6	28.002	13.237	121.5	13.421	107.0	1:16.549	93.07	1.087	14:10:26.857	
17 -	21.490	116.5	27.462	13.310	120.4	13.717	106.0	1:15.979	93.77	0.517	14:11:42.836	
18 -	21.644	112.0	27.423	13.429	120.0	13.611	105.1	1:16.107	93.61	0.645	14:12:58.943	
19 -	21.604	112.0	27.560	13.334	121.1	13.569	106.6	1:16.067	93.66	0.605	14:14:15.010	
20 -	21.686	115.3	27.584	13.497	120.0	13.726	102.4	1:16.493	93.14	1.031	14:15:31.503	

P2 67		Casey O'GORMAN				Honda - Microlise Cresswell Racing						
IDEAL LAP TIME : 1:15.146		BEST LAP TIME : 1:15.381				DIFFERENCE : 0.235						
LAP	SECTOR 1	SECTOR 2	SECTOR 3	SECTOR 4	LAP TIME	MPH	DIFF	TIME OF DAY				
1 -	113.9	27.539	13.126	121.7	13.770	106.5	1:19.842	89.23	4.461	13:51:29.532		
2 -	21.725	113.7	27.420	13.128	123.1	13.769	105.1	1:16.042	93.69	0.661	13:52:45.574	
3 -	21.509	113.3	27.396	13.160	120.0	13.726	105.1	1:15.791	94.00	0.410	13:54:01.365	
4 -	21.491	116.1	27.335	13.217	120.4	13.670	106.8	1:15.713	94.10	0.332	13:55:17.078	
5 -	21.843	114.1	27.288	13.326	117.7	13.688	106.1	1:16.145	93.56	0.764	13:56:33.223	
6 -	21.508	113.5	27.530	13.219	120.4	13.586	107.2	1:15.843	93.93	0.462	13:57:49.066	
7 -	21.738	115.7	27.236	13.080	119.6	13.615	106.5	1:15.669	(3)	94.15	0.288	13:59:04.735
8 -	21.719	112.4	27.527	13.182	122.2	13.709	107.2	1:16.137	93.57	0.756	14:00:20.872	
9 -	21.541	116.3	27.199	13.181	119.6	13.566	105.8	1:15.487	(2)	94.38	0.106	14:01:36.359
10 -	21.511	117.3	27.416	13.228	119.4	13.587	105.6	1:15.742	94.06	0.361	14:02:52.101	
11 -	21.858	115.3	27.210	13.154	120.4	13.651	105.0	1:15.873	93.90	0.492	14:04:07.974	
12 -	21.493	116.7	27.447	13.192	120.2	13.628	105.5	1:15.760	94.04	0.379	14:05:23.734	
13 -	21.536	115.9	27.136	13.151	120.6	13.558	105.1	1:15.381	(1)	94.51		14:06:39.115
14 -	21.583	116.1	27.265	13.247	122.0	13.883	105.3	1:15.978	93.77	0.597	14:07:55.093	
15 -	21.967	110.1	27.313	13.254	123.5	13.460	107.5	1:15.994	93.75	0.613	14:09:11.087	
16 -	21.630	116.1	27.893	13.273	120.9	13.896	104.3	1:16.692	92.89	1.311	14:10:27.779	
17 -	21.996	112.9	27.903	13.283	119.6	13.810	107.2	1:16.992	92.53	1.611	14:11:44.771	
18 -	21.683	116.5	27.279	13.418	117.7	13.596	104.8	1:15.976	93.77	0.595	14:13:00.747	
19 -	22.284	115.7	27.400	13.384	118.9	13.612	105.5	1:16.680	92.91	1.299	14:14:17.427	
20 -	21.800	115.5	27.115	13.373	117.7	13.810	103.5	1:16.098	93.62	0.717	14:15:33.525	

Weather / Track : Cloudy / Dry

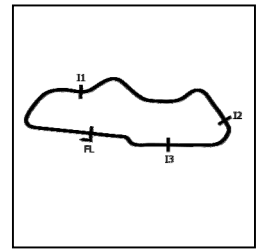
Donington Park National
Circuit Length = 1.9790 miles
Start: 13:50 Flag 14:15 End: 14:16

MCRCB BULLETIN TK182

2021 Bennetts British Superbike Championship - Round 5

2021 Honda British Talent Cup

RACE 1 - SECTOR ANALYSIS



SECTOR 1 = FL to I1, SECTOR 2 = I1 to I2, SECTOR 3 = I2 to I3, SECTOR 4 = I3 to FL, DIFF = Difference To Personal Best Lap, P = Crossed Finish Line in Pit Lane, D = Time Disallowed

P3 34		James COOK				Honda - Wilson Racing				
IDEAL LAP TIME : 1:15.110		BEST LAP TIME : 1:15.478				DIFFERENCE : 0.368				
LAP	SECTOR 1	SECTOR 2	SECTOR 3	SECTOR 4	LAP TIME	MPH	DIFF	TIME OF DAY		
1 -		114.9	27.215	13.329 120.2	13.605 103.8	1:19.654	89.44	4.176	13:51:29.344	
2 -	21.716	116.9	27.466	13.151 120.4	13.632 103.5	1:15.965	93.78	0.487	13:52:45.309	
3 -	21.638	118.5	27.429	13.311 117.9	13.490 104.6	1:15.868	93.90	0.390	13:54:01.177	
4 -	21.430	117.9	27.449	13.446 118.1	13.524 104.8	1:15.849	93.93	0.371	13:55:17.026	
5 -	21.719	116.9	27.380	13.353 118.5	13.465 104.3	1:15.917	93.84	0.439	13:56:32.943	
6 -	21.562	116.3	27.623	13.270 120.6	13.612 104.3	1:16.067	93.66	0.589	13:57:49.010	
7 -	21.885	110.7	27.328	13.182 119.6	13.599 104.0	1:15.994	93.75	0.516	13:59:05.004	
8 -	21.606	114.5	27.515	13.307 120.9	13.810 103.7	1:16.238	93.45	0.760	14:00:21.242	
9 -	21.596	116.9	27.158	13.326 119.1	13.398 103.7	1:15.478 (1)	94.39		14:01:36.720	
10 -	21.676	118.3	27.298	13.274 120.4	13.580 104.6	1:15.828	93.95	0.350	14:02:52.548	
11 -	21.716	116.5	27.461	13.235 121.1	13.529 104.6	1:15.941	93.81	0.463	14:04:08.489	
12 -	21.809	116.5	27.436	13.372 120.6	13.477 104.5	1:16.094	93.62	0.616	14:05:24.583	
13 -	21.636	116.9	27.321	13.291 118.3	13.520 102.7	1:15.768 (3)	94.03	0.290	14:06:40.351	
14 -	21.815	114.5	27.218	13.377 117.3	13.482 103.8	1:15.892	93.87	0.414	14:07:56.243	
15 -	21.645	117.1	27.131	13.369 118.5	13.584 103.4	1:15.729 (2)	94.08	0.251	14:09:11.972	
16 -	21.767	117.1	27.492	13.252 121.3	13.539 104.0	1:16.050	93.68	0.572	14:10:28.022	
17 -	21.975	111.8	27.480	13.536 115.5	13.675 102.2	1:16.666	92.93	1.188	14:11:44.688	
18 -	22.069	112.4	27.215	13.499 117.1	13.540 104.3	1:16.323	93.34	0.845	14:13:01.011	
19 -	22.160	116.1	27.410	13.305 119.8	13.569 102.4	1:16.444	93.20	0.966	14:14:17.455	
20 -	21.950	115.5	27.131	13.402 116.9	13.653 101.2	1:16.136	93.57	0.658	14:15:33.591	

P4 48		Ollie WALKER				Honda - Moto Rapido / SP125 Racing				
IDEAL LAP TIME : 1:15.329		BEST LAP TIME : 1:15.681				DIFFERENCE : 0.352				
LAP	SECTOR 1	SECTOR 2	SECTOR 3	SECTOR 4	LAP TIME	MPH	DIFF	TIME OF DAY		
1 -		107.5	28.277	13.172 121.7	14.138 103.2	1:21.744	87.15	6.063	13:51:31.434	
2 -	22.313	113.9	27.698	13.381 118.7	13.563 103.5	1:16.955	92.58	1.274	13:52:48.389	
3 -	21.577	117.9	27.636	13.503 119.8	13.707 105.0	1:16.423	93.22	0.742	13:54:04.812	
4 -	21.688	117.9	27.208	13.354 117.3	13.431 104.2	1:15.681 (1)	94.14		13:55:20.493	
5 -	21.744	118.5	27.204	13.333 117.3	13.597 103.4	1:15.878	93.89	0.197	13:56:36.371	
6 -	21.686	119.4	27.234	13.338 117.9	13.664 103.5	1:15.922	93.84	0.241	13:57:52.293	
7 -	21.612	112.4	27.190	13.307 117.9	13.651 104.8	1:15.760	94.04	0.079	13:59:08.053	
8 -	21.727	115.9	27.414	13.444 118.9	13.656 104.0	1:16.241	93.44	0.560	14:00:24.294	
9 -	21.737	111.8	27.475	13.391 118.1	13.661 103.7	1:16.264	93.42	0.583	14:01:40.558	
10 -	21.692	112.9	27.351	13.336 117.5	13.544 103.7	1:15.923	93.84	0.242	14:02:56.481	
11 -	21.778	117.3	27.160	13.255 118.3	13.539 103.8	1:15.732 (3)	94.07	0.051	14:04:12.213	
12 -	21.709	117.5	27.149	13.338 118.1	13.551 103.5	1:15.747	94.05	0.066	14:05:27.960	
13 -	21.770	119.1	27.283	13.361 118.1	13.552 103.4	1:15.966	93.78	0.285	14:06:43.926	
14 -	21.691	118.3	27.176	13.310 117.5	13.552 102.9	1:15.729 (2)	94.08	0.048	14:07:59.655	
15 -	21.827	119.6	27.210	13.382 117.1	13.672 103.0	1:16.091	93.63	0.410	14:09:15.746	
16 -	21.906	109.4	27.379	13.437 117.5	13.509 103.8	1:16.231	93.46	0.550	14:10:31.977	
17 -	22.313	106.5	27.522	13.414 117.1	13.717 104.2	1:16.966	92.56	1.285	14:11:48.943	
18 -	21.665	114.1	27.394	13.541 116.7	13.567 104.3	1:16.167	93.53	0.486	14:13:05.110	
19 -	21.999	113.3	27.420	13.540 116.5	13.760 102.6	1:16.719	92.86	1.038	14:14:21.829	
20 -	21.966	117.5	27.202	13.406 116.7	13.883 102.4	1:16.457	93.18	0.776	14:15:38.286	

Weather / Track : Cloudy / Dry

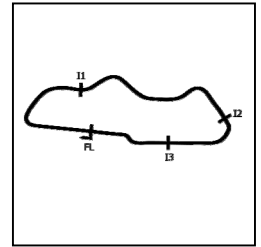
Donington Park National
Circuit Length = 1.9790 miles
Start: 13:50 Flag 14:15 End: 14:16

MCRCB BULLETIN TK182

2021 Bennetts British Superbike Championship - Round 5

2021 Honda British Talent Cup

RACE 1 - SECTOR ANALYSIS



SECTOR 1 = FL to I1, SECTOR 2 = I1 to I2, SECTOR 3 = I2 to I3, SECTOR 4 = I3 to FL, DIFF = Difference To Personal Best Lap, P = Crossed Finish Line in Pit Lane, D = Time Disallowed

P5 74		Carter BROWN				Honda - City Lifting by RS Racing					
IDEAL LAP TIME : 1:15.079		BEST LAP TIME : 1:15.265		DIFFERENCE : 0.186							
LAP	SECTOR 1	SECTOR 2	SECTOR 3	SECTOR 4	LAP TIME	MPH	DIFF	TIME OF DAY			
1 -		109.8	27.803	13.320	119.8	13.619	102.4	1:20.418	88.59	5.153	13:51:30.108
2 -	21.543	116.9	27.340	13.313	120.2	13.411	104.6	1:15.607 (3)	94.23	0.342	13:52:45.715
3 -	21.491	118.5	27.437	13.337	119.4	13.493	105.5	1:15.758	94.04	0.493	13:54:01.473
4 -	21.488	119.1	27.522	13.309	120.0	13.603	105.1	1:15.922	93.84	0.657	13:55:17.395
5 -	21.609	109.8	27.367	13.320	118.9	13.476	103.8	1:15.772	94.02	0.507	13:56:33.167
6 -	21.460	117.3	27.389	13.251	119.1	13.512	102.7	1:15.612	94.22	0.347	13:57:48.779
7 -	21.915	116.5	27.246	13.128	120.6	13.604	104.8	1:15.893	93.87	0.628	13:59:04.672
8 -	21.641	119.8	27.480	13.364	118.3	13.657	103.8	1:16.142	93.57	0.877	14:00:20.814
9 -	21.454	119.1	27.189	13.245	121.7	13.377	102.6	1:15.265 (1)	94.66		14:01:36.079
10 -	21.594	122.0	27.523	13.365	117.5	13.594	102.7	1:16.076	93.65	0.811	14:02:52.155
11 -	21.914	115.7	27.316	13.321	119.1	13.516	103.7	1:16.067	93.66	0.802	14:04:08.222
12 -	21.542	119.1	27.435	13.213	120.0	13.570	104.3	1:15.760	94.04	0.495	14:05:23.982
13 -	21.443	120.0	27.210	13.165	120.0	13.517	104.6	1:15.335 (2)	94.57	0.070	14:06:39.317
14 -	21.600	117.1	27.304	13.231	120.2	13.495	103.4	1:15.630	94.20	0.365	14:07:54.947
15 -	21.930	116.3	27.280	13.408	117.5	17.040	91.0	1:19.658	89.44	4.393	14:09:14.605
16 -	22.921	99.8	27.838	13.338	119.1	13.629	102.4	1:17.726	91.66	2.461	14:10:32.331
17 -	21.810	108.7	27.525	13.450	119.1	13.503	102.7	1:16.288	93.39	1.023	14:11:48.619
18 -	21.752	112.7	27.516	13.588	116.3	13.518	102.2	1:16.374	93.28	1.109	14:13:04.993
19 -	21.929	118.3	27.532	13.607	116.1	13.792	100.4	1:16.860	92.69	1.595	14:14:21.853
20 -	22.202	121.3	27.131	13.406	119.4	13.719	101.3	1:16.458	93.18	1.193	14:15:38.311

P6 52		Evan BELFORD				Honda - City Lifting by RS Racing					
IDEAL LAP TIME : 1:15.182		BEST LAP TIME : 1:15.419		DIFFERENCE : 0.237							
LAP	SECTOR 1	SECTOR 2	SECTOR 3	SECTOR 4	LAP TIME	MPH	DIFF	TIME OF DAY			
1 -		116.1	27.642	13.408	120.2	13.541	104.6	1:19.473	89.64	4.054	13:51:29.163
2 -	21.624	118.1	27.536	13.315	119.6	13.412	105.0	1:15.887	93.88	0.468	13:52:45.050
3 -	21.497	120.0	27.486	13.361	119.6	13.564	105.6	1:15.908	93.85	0.489	13:54:00.958
4 -	21.454	117.9	27.479	13.323	117.7	13.477	106.8	1:15.733	94.07	0.314	13:55:16.691
5 -	21.488	115.7	27.688	13.332	119.1	13.530	105.5	1:16.038	93.69	0.619	13:56:32.729
6 -	21.596	117.7	27.468	13.423	119.1	13.615	104.5	1:16.102	93.61	0.683	13:57:48.831
7 -	21.671	114.7	27.259	13.272	119.6	13.517	104.2	1:15.719 (3)	94.09	0.300	13:59:04.550
8 -	21.674	118.3	27.667	13.240	119.1	13.376	105.1	1:15.957	93.79	0.538	14:00:20.507
9 -	21.597	116.9	27.239	13.309	119.8	13.852	102.6	1:15.997	93.74	0.578	14:01:36.504
10 -	21.536	121.5	27.392	13.416	120.0	13.404	106.0	1:15.748	94.05	0.329	14:02:52.252
11 -	21.623	116.1	27.659	13.308	122.2	13.433	105.6	1:16.023	93.71	0.604	14:04:08.275
12 -	21.689	119.6	27.657	13.279	121.1	13.432	106.3	1:16.057	93.67	0.638	14:05:24.332
13 -	21.549	117.9	27.120	13.264	120.9	13.486	105.3	1:15.419 (1)	94.46		14:06:39.751
14 -	21.587	116.5	27.131	13.262	120.6	13.447	107.3	1:15.427 (2)	94.45	0.008	14:07:55.178
15 -	21.777	109.6	27.310	13.311	121.7	13.434	105.3	1:15.832	93.95	0.413	14:09:11.010
16 -	21.571	119.1	27.824	13.454	120.4	13.877	103.8	1:16.726	92.85	1.307	14:10:27.736
17 -	21.914	118.3	27.904	13.406	117.5	13.746	105.5	1:16.970	92.56	1.551	14:11:44.706
18 -	21.910	109.8	27.547	13.416	121.1	13.501	107.3	1:16.374	93.28	0.955	14:13:01.080
19 -	22.258	111.8	27.466	13.354	120.6	13.562	106.3	1:16.640	92.96	1.221	14:14:17.720
20 -	21.805	112.4	27.112	13.309	117.7	18.721	85.7	1:20.947	88.01	5.528	14:15:38.667

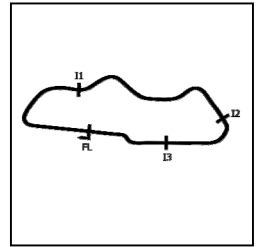
Weather / Track : Cloudy / Dry

Donington Park National
Circuit Length = 1.9790 miles
Start: 13:50 Flag 14:15 End: 14:16

2021 Bennetts British Superbike Championship - Round 5

2021 Honda British Talent Cup

RACE 1 - SECTOR ANALYSIS



SECTOR 1 = FL to I1, SECTOR 2 = I1 to I2, SECTOR 3 = I2 to I3, SECTOR 4 = I3 to FL, DIFF = Difference To Personal Best Lap, P = Crossed Finish Line in Pit Lane, D = Time Disallowed

P7 53		Kiyano VEIJER				Honda - Microlise Cresswell Racing					
IDEAL LAP TIME : 1:15.285		BEST LAP TIME : 1:15.696				DIFFERENCE : 0.411					
LAP	SECTOR 1	SECTOR 2	SECTOR 3	SECTOR 4	LAP TIME	MPH	DIFF	TIME OF DAY			
1 -		104.5	27.877	13.282	122.4	14.019	104.6	1:20.975	87.98	5.279	13:51:30.665
2 -	21.651	114.5	27.436	13.235	122.4	13.733	105.0	1:16.055	93.67	0.359	13:52:46.720
3 -	21.624	113.1	27.305	13.281	120.9	13.712	106.0	1:15.922	93.84	0.226	13:54:02.642
4 -	21.590	113.1	27.549	13.214	121.1	13.597	106.0	1:15.950	93.80	0.254	13:55:18.592
5 -	21.702	109.6	27.449	13.166	120.4	13.832	105.3	1:16.149	93.56	0.453	13:56:34.741
6 -	21.857	108.9	28.049	13.142	121.7	13.619	105.0	1:16.667	92.92	0.971	13:57:51.408
7 -	21.690	111.4	27.583	13.401	120.0	13.514	104.8	1:16.188	93.51	0.492	13:59:07.596
8 -	21.663	111.8	27.790	13.338	120.6	13.719	105.5	1:16.510	93.12	0.814	14:00:24.106
9 -	21.799	108.5	27.475	13.281	120.9	13.735	105.5	1:16.290	93.38	0.594	14:01:40.396
10 -	21.788	105.8	27.771	13.249	122.2	13.599	106.5	1:16.407	93.24	0.711	14:02:56.803
11 -	21.748	115.1	27.365	13.139	122.2	13.451	106.8	1:15.703 (2)	94.11	0.007	14:04:12.506
12 -	21.629	113.3	27.263	13.110	123.1	13.694	107.0	1:15.696 (1)	94.12		14:05:28.202
13 -	21.892	110.3	27.476	13.107	122.6	13.483	106.1	1:15.958	93.79	0.262	14:06:44.160
14 -	21.834	112.4	27.631	13.164	121.5	13.607	106.3	1:16.236	93.45	0.540	14:08:00.396
15 -	21.464	117.9	27.271	13.209	121.7	13.851	105.8	1:15.795 (3)	93.99	0.099	14:09:16.191
16 -	21.669	113.7	27.668	13.170	120.6	13.750	107.5	1:16.257	93.42	0.561	14:10:32.448
17 -	21.973	102.7	27.799	13.132	121.1	14.199	106.5	1:17.103	92.40	1.407	14:11:49.551
18 -	21.658	107.2	28.032	13.426	119.6	13.757	104.6	1:16.873	92.68	1.177	14:13:06.424
19 -	21.948	111.8	27.644	13.397	120.2	13.810	105.0	1:16.799	92.76	1.103	14:14:23.223
20 -	21.671	114.9	27.452	13.314	120.6	13.713	105.5	1:16.150	93.56	0.454	14:15:39.373

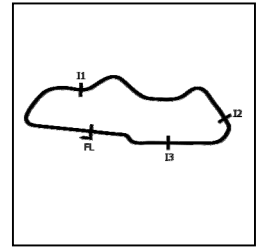
P8 7		Jamie LYONS				Honda - C&M Motors Ltd / Tooltec Racing					
IDEAL LAP TIME : 1:15.246		BEST LAP TIME : 1:15.602				DIFFERENCE : 0.356					
LAP	SECTOR 1	SECTOR 2	SECTOR 3	SECTOR 4	LAP TIME	MPH	DIFF	TIME OF DAY			
1 -		107.2	28.133	13.369	118.7	14.037	101.8	1:21.568	87.34	5.966	13:51:31.258
2 -	21.757	119.1	27.067	13.290	118.9	13.537	102.9	1:15.651 (2)	94.17	0.049	13:52:46.909
3 -	21.603	119.1	27.387	13.303	118.5	13.590	103.8	1:15.883	93.88	0.281	13:54:02.792
4 -	21.659	119.6	27.494	13.312	118.3	13.490	104.2	1:15.955	93.80	0.353	13:55:18.747
5 -	21.695	118.7	27.509	13.259	117.9	13.688	102.4	1:16.151	93.55	0.549	13:56:34.898
6 -	21.771	115.5	27.575	13.580	114.9	13.829	101.3	1:16.755	92.82	1.153	13:57:51.653
7 -	21.742	117.5	27.478	13.499	116.9	13.466	103.0	1:16.185	93.51	0.583	13:59:07.838
8 -	21.786	118.1	27.594	13.616	118.5	13.567	104.0	1:16.563	93.05	0.961	14:00:24.401
9 -	21.819	117.9	27.449	13.484	117.7	13.617	102.7	1:16.369	93.29	0.767	14:01:40.770
10 -	21.956	119.6	27.473	13.276	118.9	13.644	103.5	1:16.349	93.31	0.747	14:02:57.119
11 -	21.784	119.1	27.242	13.229	119.4	13.347	104.6	1:15.602 (1)	94.23		14:04:12.721
12 -	21.690	117.7	27.266	13.298	118.3	13.416	104.3	1:15.670 (3)	94.15	0.068	14:05:28.391
13 -	21.802	115.3	27.751	13.294	117.9	13.424	103.2	1:16.271	93.41	0.669	14:06:44.662
14 -	21.690	119.1	27.464	13.300	117.9	13.491	104.0	1:15.945	93.81	0.343	14:08:00.607
15 -	21.679	119.8	27.099	13.316	118.3	13.642	103.7	1:15.736	94.07	0.134	14:09:16.343
16 -	21.802	119.1	27.607	13.336	117.9	13.544	104.6	1:16.289	93.39	0.687	14:10:32.632
17 -	21.888	111.8	27.483	13.395	117.1	14.286	103.0	1:17.052	92.46	1.450	14:11:49.684
18 -	21.865	117.1	27.932	13.816	114.5	13.552	103.2	1:17.165	92.32	1.563	14:13:06.849
19 -	21.953	118.7	27.408	13.474	116.7	13.699	103.2	1:16.534	93.09	0.932	14:14:23.383
20 -	21.923	119.4	27.239	13.411	117.9	13.523	102.6	1:16.096	93.62	0.494	14:15:39.479

MCRCB BULLETIN TK182

2021 Bennetts British Superbike Championship - Round 5

2021 Honda British Talent Cup

RACE 1 - SECTOR ANALYSIS



SECTOR 1 = FL to I1, SECTOR 2 = I1 to I2, SECTOR 3 = I2 to I3, SECTOR 4 = I3 to FL, DIFF = Difference To Personal Best Lap, P = Crossed Finish Line in Pit Lane, D = Time Disallowed

P9 4		Sullivan MOUNSEY				Honda - iForce Lloyd & Jones					
IDEAL LAP TIME : 1:16.413		BEST LAP TIME : 1:16.823				DIFFERENCE : 0.410					
LAP	SECTOR 1	SECTOR 2	SECTOR 3	SECTOR 4	LAP TIME	MPH	DIFF	TIME OF DAY			
1 -	105.0	28.300	13.289	120.6	14.149	102.1	1:21.699	87.20	4.876	13:51:31.389	
2 -	22.232	110.7	28.157	13.572	117.9	14.108	101.5	1:18.069	91.26	1.246	13:52:49.458
3 -	22.100	110.9	28.345	13.374	117.7	13.962	103.4	1:17.781	91.59	0.958	13:54:07.239
4 -	21.877	107.7	28.499	13.192	119.4	14.120	103.7	1:17.688	91.70	0.865	13:55:24.927
5 -	22.249	107.2	29.032	13.496	116.9	14.137	106.8	1:18.914	90.28	2.091	13:56:43.841
6 -	22.306	110.3	28.053	13.503	118.9	13.856	104.5	1:17.718	91.67	0.895	13:58:01.559
7 -	22.069	110.3	27.646	13.323	119.8	13.785	103.5	1:16.823 (1)	92.74		13:59:18.382
8 -	21.825	109.8	27.821	13.360	118.1	13.827	104.0	1:16.833 (2)	92.72	0.010	14:00:35.215
9 -	21.846	112.9	27.851	13.422	118.3	13.898	103.2	1:17.017 (3)	92.50	0.194	14:01:52.232
10 -	21.922	109.4	28.200	13.537	117.7	13.938	103.8	1:17.597	91.81	0.774	14:03:09.829
11 -	21.901	112.4	28.077	13.454	118.3	13.816	104.3	1:17.248	92.23	0.425	14:04:27.077
12 -	21.947	110.9	28.289	13.498	118.1	13.882	103.0	1:17.616	91.79	0.793	14:05:44.693
13 -	22.131	111.2	28.088	13.303	118.1	13.950	104.8	1:17.472	91.96	0.649	14:07:02.165
14 -	21.932	112.4	27.898	13.494	117.7	13.852	103.8	1:17.176	92.31	0.353	14:08:19.341
15 -	22.019	112.4	27.854	13.476	116.7	13.804	104.2	1:17.153	92.34	0.330	14:09:36.494
16 -	21.999	112.5	28.048	13.492	116.9	13.809	103.4	1:17.348	92.11	0.525	14:10:53.842
17 -	22.129	111.2	28.428	13.496	112.7	14.067	105.6	1:18.120	91.20	1.297	14:12:11.962
18 -	22.513	106.6	27.882	13.338	118.3	13.865	104.2	1:17.598	91.81	0.775	14:13:29.560
19 -	22.059	111.8	28.081	13.454	117.3	13.861	103.8	1:17.455	91.98	0.632	14:14:47.015
20 -	22.093	112.7	27.611	13.521	116.1	13.792	103.0	1:17.017 (3)	92.50	0.194	14:16:04.032

P10 15		Harrison CROSBY				Honda - Banks Racing					
IDEAL LAP TIME : 1:16.370		BEST LAP TIME : 1:16.878				DIFFERENCE : 0.508					
LAP	SECTOR 1	SECTOR 2	SECTOR 3	SECTOR 4	LAP TIME	MPH	DIFF	TIME OF DAY			
1 -	112.9	28.256	13.283	120.4	14.499	100.9	1:23.305	85.52	6.427	13:51:32.995	
2 -	22.010	117.5	27.643	13.425	117.3	13.800	101.6	1:16.878 (1)	92.67		13:52:49.873
3 -	22.078	117.1	28.071	13.459	117.9	14.187	102.2	1:17.795	91.58	0.917	13:54:07.668
4 -	21.980	118.1	27.799	13.351	118.1	14.835	98.2	1:17.965	91.38	1.087	13:55:25.633
5 -	22.164	112.0	28.248	13.676	115.3	14.033	102.7	1:18.121	91.20	1.243	13:56:43.754
6 -	22.011	118.5	28.154	13.577	114.7	13.866	100.7	1:17.608	91.80	0.730	13:58:01.362
7 -	22.067	116.7	27.534	13.576	115.9	13.894	100.3	1:17.071	92.44	0.193	13:59:18.433
8 -	22.053	118.5	27.662	13.418	117.7	13.782	102.7	1:16.915 (2)	92.63	0.037	14:00:35.348
9 -	21.912	116.9	27.874	13.391	117.3	13.911	101.6	1:17.088	92.42	0.210	14:01:52.436
10 -	21.955	119.6	28.036	13.633	115.5	14.701	100.4	1:18.325	90.96	1.447	14:03:10.761
11 -	22.152	118.7	27.850	13.445	117.3	13.751	102.9	1:17.198	92.29	0.320	14:04:27.959
12 -	21.947	117.7	27.721	13.762	116.3	13.903	102.1	1:17.333	92.12	0.455	14:05:45.292
13 -	22.090	118.5	27.943	13.490	116.3	14.002	101.9	1:17.525	91.90	0.647	14:07:02.817
14 -	22.105	118.7	27.600	13.537	117.9	13.891	103.2	1:17.133	92.36	0.255	14:08:19.950
15 -	22.285	117.9	27.657	13.612	116.5	13.743	102.6	1:17.297	92.17	0.419	14:09:37.247
16 -	21.867	115.5	27.829	13.569	115.9	13.686	102.1	1:16.951 (3)	92.58	0.073	14:10:54.198
17 -	22.192	117.1	27.784	13.651	114.9	14.082	100.9	1:17.709	91.68	0.831	14:12:11.907
18 -	22.659	111.1	27.983	13.462	116.1	14.069	100.9	1:18.173	91.13	1.295	14:13:30.080
19 -	22.300	115.7	27.675	13.637	115.1	13.859	102.1	1:17.471	91.96	0.593	14:14:47.551
20 -	22.122	117.7	27.655	13.427	116.3	13.863	101.8	1:17.067	92.44	0.189	14:16:04.618

Weather / Track : Cloudy / Dry

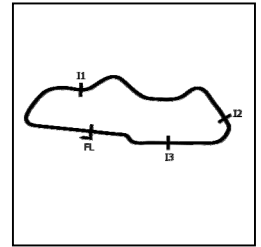
Donington Park National
Circuit Length = 1.9790 miles
Start: 13:50 Flag 14:15 End: 14:16

MCRCB BULLETIN TK182

2021 Bennetts British Superbike Championship - Round 5

2021 Honda British Talent Cup

RACE 1 - SECTOR ANALYSIS



SECTOR 1 = FL to I1, SECTOR 2 = I1 to I2, SECTOR 3 = I2 to I3, SECTOR 4 = I3 to FL, DIFF = Difference To Personal Best Lap, P = Crossed Finish Line in Pit Lane, D = Time Disallowed

P11 96		Rossi BANHAM				Honda - MJL Racing					
IDEAL LAP TIME : 1:16.414		BEST LAP TIME : 1:16.792				DIFFERENCE : 0.378					
LAP	SECTOR 1	SECTOR 2	SECTOR 3	SECTOR 4	LAP TIME	MPH	DIFF	TIME OF DAY			
1 -		109.1	28.299	13.523	122.4	14.161	101.6	1:23.412	85.41	6.620	13:51:33.102
2 -	22.092	116.3	27.946	13.527	117.7	13.970	100.3	1:17.535	91.88	0.743	13:52:50.637
3 -	22.020	117.3	27.792	13.388	119.8	14.211	103.0	1:17.411	92.03	0.619	13:54:08.048
4 -	21.991	112.9	28.125	13.337	119.1	14.074	101.8	1:17.527	91.89	0.735	13:55:25.575
5 -	22.057	114.3	28.345	13.675	115.1	14.005	102.9	1:18.082	91.24	1.290	13:56:43.657
6 -	22.244	114.7	28.327	13.651	118.9	14.016	104.5	1:18.238	91.06	1.446	13:58:01.895
7 -	22.025	115.5	27.773	13.434	117.3	13.602	102.1	1:16.834	(2) 92.72	0.042	13:59:18.729
8 -	21.925	117.3	27.726	13.395	118.9	13.746	103.7	1:16.792	(1) 92.77		14:00:35.521
9 -	22.004	118.1	27.835	13.493	117.7	13.638	102.7	1:16.970	(3) 92.56	0.178	14:01:52.491
10 -	22.068	115.7	27.979	13.494	119.1	14.314	101.5	1:17.855	91.51	1.063	14:03:10.346
11 -	22.177	113.3	27.822	13.426	116.7	13.574	103.7	1:16.999	92.52	0.207	14:04:27.345
12 -	21.816	116.3	28.015	13.695	115.3	13.893	99.7	1:17.419	92.02	0.627	14:05:44.764
13 -	22.156	114.5	27.851	13.500	116.1	13.903	101.3	1:17.410	92.03	0.618	14:07:02.174
14 -	22.087	118.1	27.966	13.395	118.5	14.046	101.8	1:17.494	91.93	0.702	14:08:19.668
15 -	22.202	117.5	27.903	13.370	117.9	13.806	103.2	1:17.281	92.19	0.489	14:09:36.949
16 -	21.969	112.9	27.858	13.427	117.5	13.719	103.2	1:16.973	92.56	0.181	14:10:53.922
17 -	22.211	116.9	27.903	13.612	114.9	13.766	102.9	1:17.492	91.94	0.700	14:12:11.414
18 -	22.344	116.5	28.159	13.773	113.7	13.921	99.7	1:18.197	91.11	1.405	14:13:29.611
19 -	22.290	116.3	27.687	13.675	115.3	13.917	101.5	1:17.569	91.84	0.777	14:14:47.180
20 -	22.103	117.9	27.855	13.517	115.5	14.132	102.4	1:17.607	91.80	0.815	14:16:04.787

P12 21		Troy JEFFREY				Honda - Stiggymotorsport					
IDEAL LAP TIME : 1:16.475		BEST LAP TIME : 1:16.712				DIFFERENCE : 0.237					
LAP	SECTOR 1	SECTOR 2	SECTOR 3	SECTOR 4	LAP TIME	MPH	DIFF	TIME OF DAY			
1 -		110.9	28.297	13.243	122.4	14.185	105.0	1:22.501	86.35	5.789	13:51:32.191
2 -	21.871	113.3	27.853	13.383	120.0	14.210	100.9	1:17.317	92.14	0.605	13:52:49.508
3 -	22.308	114.3	28.350	13.347	120.9	14.314	106.5	1:18.319	90.96	1.607	13:54:07.827
4 -	22.096	109.4	27.860	13.373	119.1	14.209	105.5	1:17.538	91.88	0.826	13:55:25.365
5 -	21.943	114.9	28.437	13.719	118.5	14.013	105.1	1:18.112	91.21	1.400	13:56:43.477
6 -	22.058	108.4	28.564	13.537	117.3	14.115	106.3	1:18.274	91.02	1.562	13:58:01.751
7 -	22.035	110.0	28.168	13.413	119.6	13.853	105.0	1:17.469	91.96	0.757	13:59:19.220
8 -	21.802	114.9	27.717	13.463	119.8	13.730	106.1	1:16.712	(1) 92.87		14:00:35.932
9 -	21.958	115.1	27.728	13.450	118.9	13.713	105.8	1:16.849	(2) 92.70	0.137	14:01:52.781
10 -	21.986	115.3	27.879	13.432	119.4	14.322	104.6	1:17.619	91.78	0.907	14:03:10.400
11 -	22.032	113.1	28.094	13.338	120.6	13.762	105.6	1:17.226	92.25	0.514	14:04:27.626
12 -	21.907	110.1	27.901	13.530	119.4	14.062	105.5	1:17.400	92.04	0.688	14:05:45.026
13 -	22.182	115.7	27.940	13.412	118.9	13.998	105.3	1:17.532	91.89	0.820	14:07:02.558
14 -	22.050	108.7	27.757	13.495	119.1	13.863	105.8	1:17.165	92.32	0.453	14:08:19.723
15 -	21.861	117.5	27.861	13.461	116.9	13.857	105.8	1:17.040	(3) 92.47	0.328	14:09:36.763
16 -	22.060	108.4	28.398	13.492	118.9	13.844	106.1	1:17.794	91.58	1.082	14:10:54.557
17 -	22.079	111.4	28.077	13.466	120.0	14.123	106.1	1:17.745	91.64	1.033	14:12:12.302
18 -	22.584	105.8	28.286	13.598	118.7	13.883	105.3	1:18.351	90.93	1.639	14:13:30.653
19 -	21.994	112.9	28.139	13.695	116.9	13.910	105.1	1:17.738	91.64	1.026	14:14:48.391
20 -	22.474	111.4	28.428	13.768	115.9	14.436	103.4	1:19.106	90.06	2.394	14:16:07.497

Weather / Track : Cloudy / Dry

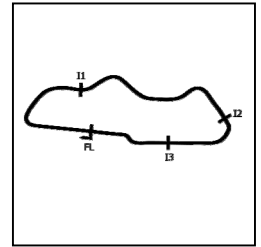
Donington Park National
Circuit Length = 1.9790 miles
Start: 13:50 Flag 14:15 End: 14:16

MCRCB BULLETIN TK182

2021 Bennetts British Superbike Championship - Round 5

2021 Honda British Talent Cup

RACE 1 - SECTOR ANALYSIS



SECTOR 1 = FL to I1, SECTOR 2 = I1 to I2, SECTOR 3 = I2 to I3, SECTOR 4 = I3 to FL, DIFF = Difference To Personal Best Lap, P = Crossed Finish Line in Pit Lane, D = Time Disallowed

P13 5		Mason JOHNSON				Honda - Johnson Racing			
IDEAL LAP TIME : 1:16.946		BEST LAP TIME : 1:17.438				DIFFERENCE : 0.492			
LAP	SECTOR 1	SECTOR 2	SECTOR 3	SECTOR 4	LAP TIME	MPH	DIFF	TIME OF DAY	
1 -		110.0	28.350	13.313 120.2	14.373 102.7	1:23.004	85.83	5.566	13:51:32.694
2 -	22.142	117.1	29.171	13.562 119.4	13.930 102.4	1:18.805	90.40	1.367	13:52:51.499
3 -	22.168	113.3	28.229	13.556 117.1	14.349 100.9	1:18.302	90.98	0.864	13:54:09.801
4 -	21.950	116.5	28.055	13.667 116.1	14.201 101.9	1:17.873 (3)	91.49	0.435	13:55:27.674
5 -	22.374	110.9	28.478	13.628 115.5	14.024 102.6	1:18.504	90.75	1.066	13:56:46.178
6 -	22.134	116.1	27.926	13.731 115.3	13.895 102.4	1:17.686 (2)	91.71	0.248	13:58:03.864
7 -	22.100	115.3	27.872	13.613 116.1	13.853 102.4	1:17.438 (1)	92.00		13:59:21.302
8 -	22.332	116.3	28.085	13.651 115.7	13.811 102.1	1:17.879	91.48	0.441	14:00:39.181
9 -	22.485	110.3	28.193	13.695 115.9	13.822 101.9	1:18.195	91.11	0.757	14:01:57.376
10 -	22.325	116.9	28.338	13.737 115.7	13.839 101.6	1:18.239	91.06	0.801	14:03:15.615
11 -	22.274	115.7	28.423	13.800 114.5	14.003 102.1	1:18.500	90.75	1.062	14:04:34.115
12 -	22.299	114.9	28.326	13.826 114.3	13.956 101.0	1:18.407	90.86	0.969	14:05:52.522
13 -	22.344	113.9	28.911	13.735 115.1	14.100 104.0	1:19.090	90.08	1.652	14:07:11.612
14 -	22.352	117.3	28.195	13.645 114.3	13.982 101.9	1:18.174	91.13	0.736	14:08:29.786
15 -	22.427	115.9	27.957	13.678 116.5	13.907 103.8	1:17.969	91.37	0.531	14:09:47.755
16 -	22.315	110.7	28.479	13.854 114.1	14.082 102.9	1:18.730	90.49	1.292	14:11:06.485
17 -	22.440	113.3	28.668	13.818 116.1	13.945 101.3	1:18.871	90.33	1.433	14:12:25.356
18 -	22.520	111.4	28.668	13.758 116.1	14.029 100.3	1:18.975	90.21	1.537	14:13:44.331
19 -	22.917	109.4	28.607	14.053 114.5	14.116 102.9	1:19.693	89.40	2.255	14:15:04.024
20 -	22.546	111.2	28.330	13.952 112.5	14.030 101.3	1:18.858	90.34	1.420	14:16:22.882

P14 66		Rossi DOBSON				Honda - WM Racing			
IDEAL LAP TIME : 1:17.208		BEST LAP TIME : 1:17.270				DIFFERENCE : 0.062			
LAP	SECTOR 1	SECTOR 2	SECTOR 3	SECTOR 4	LAP TIME	MPH	DIFF	TIME OF DAY	
1 -		107.0	28.724	13.611 120.4	14.355 102.1	1:24.293	84.52	7.023	13:51:33.983
2 -	22.264	113.3	28.453	13.586 118.9	13.965 102.9	1:18.268	91.02	0.998	13:52:52.251
3 -	22.070	110.7	28.529	13.610 118.1	13.905 104.0	1:18.114	91.20	0.844	13:54:10.365
4 -	22.083	109.6	28.251	13.578 117.7	13.832 104.2	1:17.744 (3)	91.64	0.474	13:55:28.109
5 -	22.317	106.5	28.737	13.575 117.7	14.330 101.3	1:18.959	90.23	1.689	13:56:47.068
6 -	22.299	108.7	28.560	13.762 118.1	14.017 101.8	1:18.638	90.60	1.368	13:58:05.706
7 -	22.221	115.5	28.702	13.815 116.9	13.964 102.7	1:18.702	90.52	1.432	13:59:24.408
8 -	22.348	109.8	28.226	13.596 118.9	14.007 100.6	1:18.177	91.13	0.907	14:00:42.585
9 -	22.360	105.6	28.282	13.631 119.1	13.902 102.4	1:18.175	91.13	0.905	14:02:00.760
10 -	22.184	113.9	28.115	13.605 117.1	13.778 102.9	1:17.682 (2)	91.71	0.412	14:03:18.442
11 -	21.984	115.7	27.972	13.560 116.7	13.754 103.0	1:17.270 (1)	92.20		14:04:35.712
12 -	22.230	114.9	28.214	13.653 115.9	13.882 102.1	1:17.979	91.36	0.709	14:05:53.691
13 -	22.226	117.9	28.108	13.498 117.7	14.021 102.4	1:17.853	91.51	0.583	14:07:11.544
14 -	22.264	115.1	28.184	13.719 116.1	14.027 100.9	1:18.194	91.11	0.924	14:08:29.738
15 -	22.273	113.1	28.039	13.757 115.3	13.866 102.7	1:17.935	91.41	0.665	14:09:47.673
16 -	22.576	107.3	28.495	13.691 118.5	13.916 102.2	1:18.678	90.55	1.408	14:11:06.351
17 -	22.396	114.3	28.728	13.883 114.9	14.294 99.2	1:19.301	89.84	2.031	14:12:25.652
18 -	22.409	111.2	28.317	13.888 115.3	14.331 101.3	1:18.945	90.24	1.675	14:13:44.597
19 -	22.781	108.0	28.668	13.889 116.7	14.029 102.1	1:19.367	89.76	2.097	14:15:03.964
20 -	22.813	107.2	28.344	13.742 114.9	14.278 102.6	1:19.177	89.98	1.907	14:16:23.141

Weather / Track : Cloudy / Dry

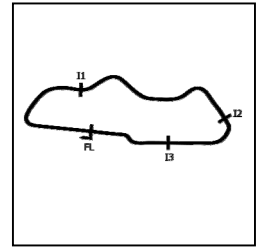
Donington Park National
Circuit Length = 1.9790 miles
Start: 13:50 Flag 14:15 End: 14:16

MCRCB BULLETIN TK182

2021 Bennetts British Superbike Championship - Round 5

2021 Honda British Talent Cup

RACE 1 - SECTOR ANALYSIS



SECTOR 1 = FL to I1, SECTOR 2 = I1 to I2, SECTOR 3 = I2 to I3, SECTOR 4 = I3 to FL, DIFF = Difference To Personal Best Lap, P = Crossed Finish Line in Pit Lane, D = Time Disallowed

P15 12		Josh BANNISTER				Honda - Dunsley Heat Racing					
IDEAL LAP TIME : 1:17.268		BEST LAP TIME : 1:17.680				DIFFERENCE : 0.412					
LAP	SECTOR 1	SECTOR 2	SECTOR 3	SECTOR 4	LAP TIME	MPH	DIFF	TIME OF DAY			
1 -	99.5	29.449	13.587	121.3	14.930	101.3	1:26.406	82.45	8.726	13:51:36.096	
2 -	22.640	112.9	28.472	13.597	118.5	14.251	103.7	1:18.960	90.23	1.280	13:52:55.056
3 -	22.573	115.5	28.407	13.521	118.5	14.282	102.2	1:18.783	90.43	1.103	13:54:13.839
4 -	22.465	111.2	28.483	13.454	118.5	13.999	103.0	1:18.401	90.87	0.721	13:55:32.240
5 -	22.368	111.1	28.588	13.711	115.5	14.023	102.1	1:18.690	90.54	1.010	13:56:50.930
6 -	22.339	109.8	28.572	13.744	115.3	13.934	101.9	1:18.589	90.65	0.909	13:58:09.519
7 -	22.266	113.3	28.284	13.594	116.5	13.999	102.1	1:18.143	91.17	0.463	13:59:27.662
8 -	22.201	115.7	28.383	13.615	117.3	14.005	102.4	1:18.204	91.10	0.524	14:00:45.866
9 -	22.180	116.3	28.094	13.543	117.9	14.186	100.4	1:18.003	91.33	0.323	14:02:03.869
10 -	22.340	115.9	28.062	13.393	117.9	13.993	102.6	1:17.788	91.59	0.108	14:03:21.657
11 -	22.160	114.5	27.953	13.402	119.1	14.312	102.2	1:17.827	91.54	0.147	14:04:39.484
12 -	22.156	111.1	28.037	13.499	118.9	13.988	103.4	1:17.680 (1)	91.71		14:05:57.164
13 -	22.305	113.1	27.893	13.409	118.3	14.094	103.2	1:17.701	(2) 91.69	0.021	14:07:14.865
14 -	22.199	111.8	28.207	13.491	117.5	13.950	103.4	1:17.847	91.52	0.167	14:08:32.712
15 -	22.446	114.9	28.271	13.677	114.7	14.248	103.7	1:18.642	90.59	0.962	14:09:51.354
16 -	22.712	110.0	28.304	13.521	117.3	14.284	104.0	1:18.821	90.39	1.141	14:11:10.175
17 -	22.561	112.0	28.414	13.667	114.3	14.232	100.6	1:18.874	90.32	1.194	14:12:29.049
18 -	22.773	111.4	28.436	13.742	113.9	13.953	101.3	1:18.904	90.29	1.224	14:13:47.953
19 -	22.381	113.9	27.881	13.680	115.7	13.838	102.6	1:17.780	(3) 91.59	0.100	14:15:05.733
20 -	22.188	113.9	27.987	13.824	114.7	14.083	101.8	1:18.082	91.24	0.402	14:16:23.815

P16 41		Luca HOPKINS				Honda - Wilson Racing					
IDEAL LAP TIME : 1:17.450		BEST LAP TIME : 1:17.866				DIFFERENCE : 0.416					
LAP	SECTOR 1	SECTOR 2	SECTOR 3	SECTOR 4	LAP TIME	MPH	DIFF	TIME OF DAY			
1 -	102.9	28.600	13.553	120.6	14.608	101.9	1:24.736	84.07	6.870	13:51:34.426	
2 -	22.438	103.4	28.305	13.465	119.8	14.221	102.9	1:18.429	90.84	0.563	13:52:52.855
3 -	22.190	108.2	28.457	13.556	117.9	14.005	103.2	1:18.208	91.09	0.342	13:54:11.063
4 -	22.346	104.0	28.598	13.567	117.5	14.094	102.4	1:18.605	90.63	0.739	13:55:29.668
5 -	22.464	106.0	28.366	13.611	117.7	13.996	103.7	1:18.437	90.83	0.571	13:56:48.105
6 -	22.387	106.5	28.264	13.634	118.5	13.887	103.2	1:18.172	91.14	0.306	13:58:06.277
7 -	22.369	109.4	28.233	13.720	116.1	14.048	105.0	1:18.370	90.91	0.504	13:59:24.647
8 -	22.417	106.5	28.073	13.547	117.3	14.142	103.7	1:18.179	91.13	0.313	14:00:42.826
9 -	22.381	105.3	28.126	13.612	118.5	14.111	103.8	1:18.230	91.07	0.364	14:02:01.056
10 -	22.401	106.3	28.560	13.518	118.5	14.635	101.8	1:19.114	90.05	1.248	14:03:20.170
11 -	22.208	109.2	28.092	13.504	118.1	14.062	102.2	1:17.866 (1)	91.49		14:04:38.036
12 -	22.230	105.6	28.084	13.604	117.3	14.008	101.3	1:17.926	(2) 91.42	0.060	14:05:55.962
13 -	22.458	106.6	28.219	13.567	117.5	14.093	101.9	1:18.337	90.94	0.471	14:07:14.299
14 -	22.316	108.0	28.186	13.612	117.5	14.022	102.7	1:18.136	(3) 91.18	0.270	14:08:32.435
15 -	22.336	107.0	28.494	13.686	117.1	14.149	102.4	1:18.665	90.56	0.799	14:09:51.100
16 -	22.909	106.6	28.095	13.724	116.3	14.253	102.9	1:18.981	90.20	1.115	14:11:10.081
17 -	22.576	105.8	28.642	13.544	116.1	14.954	99.4	1:19.716	89.37	1.850	14:12:29.797
18 -	22.761	106.8	27.997	13.725	116.9	14.082	103.7	1:18.565	90.68	0.699	14:13:48.362
19 -	22.695	105.3	27.939	13.710	116.1	14.132	103.5	1:18.476	90.78	0.610	14:15:06.838
20 -	22.159	108.7	28.636	13.727	116.7	14.271	102.2	1:18.793	90.42	0.927	14:16:25.631

Weather / Track : Cloudy / Dry

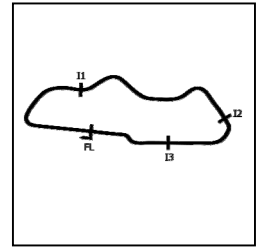
Donington Park National
Circuit Length = 1.9790 miles
Start: 13:50 Flag 14:15 End: 14:16

MCRCB BULLETIN TK182

2021 Bennetts British Superbike Championship - Round 5

2021 Honda British Talent Cup

RACE 1 - SECTOR ANALYSIS



SECTOR 1 = FL to I1, SECTOR 2 = I1 to I2, SECTOR 3 = I2 to I3, SECTOR 4 = I3 to FL, DIFF = Difference To Personal Best Lap, P = Crossed Finish Line in Pit Lane, D = Time Disallowed

P17 8		Ross MOORE				Honda - B Moore Honda					
IDEAL LAP TIME : 1:17.356		BEST LAP TIME : 1:17.689				DIFFERENCE : 0.333					
LAP	SECTOR 1	SECTOR 2	SECTOR 3	SECTOR 4	LAP TIME	MPH	DIFF	TIME OF DAY			
1 -		101.3	29.088	13.651	122.0	14.630	101.6	1:25.976	82.86	8.287	13:51:35.666
2 -	22.553	107.2	28.391	13.581	118.7	14.069	102.4	1:18.594	90.65	0.905	13:52:54.260
3 -	22.233	111.4	28.252	13.613	118.1	13.978	103.0	1:18.076	91.25	0.387	13:54:12.336
4 -	22.362	110.3	28.017	13.606	118.3	14.088	103.7	1:18.073	91.25	0.384	13:55:30.409
5 -	22.321	110.7	28.065	13.856	118.5	14.086	103.0	1:18.328	90.95	0.639	13:56:48.737
6 -	22.407	111.1	27.945	13.627	119.1	13.974	103.0	1:17.953	(2) 91.39	0.264	13:58:06.690
7 -	22.337	113.5	28.100	13.815	118.5	14.228	103.5	1:18.480	90.78	0.791	13:59:25.170
8 -	22.377	109.8	28.021	13.604	120.0	14.003	103.8	1:18.005	(3) 91.33	0.316	14:00:43.175
9 -	22.419	110.7	28.230	13.576	120.4	14.125	104.2	1:18.350	90.93	0.661	14:02:01.525
10 -	22.716	113.5	28.185	13.707	118.3	14.166	99.2	1:18.774	90.44	1.085	14:03:20.299
11 -	22.756	116.7	28.035	13.508	121.3	14.424	102.2	1:18.723	90.50	1.034	14:04:39.022
12 -	22.314	114.1	27.969	13.741	117.9	14.004	102.7	1:18.028	91.30	0.339	14:05:57.050
13 -	22.311	111.6	28.467	13.612	119.4	14.077	103.2	1:18.467	90.79	0.778	14:07:15.517
14 -	22.326	116.3	27.821	13.657	118.7	13.885	104.2	1:17.689	(1) 91.70		14:08:33.206
15 -	22.250	114.1	28.177	13.792	116.1	14.256	103.8	1:18.475	90.78	0.786	14:09:51.681
16 -	22.566	105.0	28.332	13.915	117.9	14.139	103.8	1:18.952	90.24	1.263	14:11:10.633
17 -	22.464	112.4	28.311	13.650	118.9	14.759	100.6	1:19.184	89.97	1.495	14:12:29.817
18 -	22.912	105.1	28.018	13.934	117.7	13.794	103.0	1:18.658	90.57	0.969	14:13:48.475
19 -	22.693	104.3	28.051	13.705	119.1	14.194	103.8	1:18.643	90.59	0.954	14:15:07.118
20 -	22.238	111.8	28.093	13.890	115.7	14.348	103.8	1:18.569	90.68	0.880	14:16:25.687

P18 29		Lucas BROWN				Honda - Amphibian Scaffolding / SP125 Racing					
IDEAL LAP TIME : 1:17.458		BEST LAP TIME : 1:17.772				DIFFERENCE : 0.314					
LAP	SECTOR 1	SECTOR 2	SECTOR 3	SECTOR 4	LAP TIME	MPH	DIFF	TIME OF DAY			
1 -		109.1	28.536	13.529	118.9	14.267	103.4	1:23.479	85.34	5.707	13:51:33.169
2 -	22.242	111.8	28.071	13.574	117.7	14.385	100.0	1:18.272	91.02	0.500	13:52:51.441
3 -	22.308	106.3	28.289	13.506	119.6	14.308	99.7	1:18.411	90.86	0.639	13:54:09.852
4 -	22.164	111.4	27.947	13.535	118.5	14.126	100.9	1:17.772	(1) 91.60		13:55:27.624
5 -	22.519	107.7	28.516	13.587	118.5	14.906	98.5	1:19.528	89.58	1.756	13:56:47.152
6 -	22.541	114.9	28.054	13.818	114.7	14.086	100.1	1:18.499	90.76	0.727	13:58:05.651
7 -	22.442	114.5	28.382	13.796	114.7	14.063	101.5	1:18.683	90.54	0.911	13:59:24.334
8 -	22.309	111.4	28.109	13.742	115.5	13.971	101.0	1:18.131	91.18	0.359	14:00:42.465
9 -	22.357	107.0	28.248	13.710	115.7	14.043	100.7	1:18.358	90.92	0.586	14:02:00.823
10 -	22.811	111.2	28.529	13.434	120.0	14.510	99.4	1:19.284	89.86	1.512	14:03:20.107
11 -	22.423	109.1	28.247	13.604	117.5	13.983	101.8	1:18.257	91.04	0.485	14:04:38.364
12 -	22.296	109.6	27.889	13.519	116.9	14.115	101.9	1:17.819	(2) 91.55	0.047	14:05:56.183
13 -	22.365	105.8	28.254	13.793	116.5	13.977	102.2	1:18.389	90.88	0.617	14:07:14.572
14 -	22.399	107.7	28.086	13.620	117.7	13.985	102.4	1:18.090	(3) 91.23	0.318	14:08:32.662
15 -	22.260	111.1	28.208	13.810	115.5	14.274	103.7	1:18.552	90.69	0.780	14:09:51.214
16 -	22.533	110.3	28.207	13.823	115.3	14.032	100.9	1:18.595	90.65	0.823	14:11:09.809
17 -	22.634	106.8	28.384	13.947	113.9	14.222	100.0	1:19.187	89.97	1.415	14:12:28.996
18 -	22.745	107.2	28.288	13.988	112.2	14.149	102.2	1:19.170	89.99	1.398	14:13:48.166
19 -	22.631	108.9	28.018	13.875	115.5	13.990	100.7	1:18.514	90.74	0.742	14:15:06.680
20 -	22.472	109.4	29.053	13.810	114.7	14.282	101.0	1:19.617	89.48	1.845	14:16:26.297

Weather / Track : Cloudy / Dry

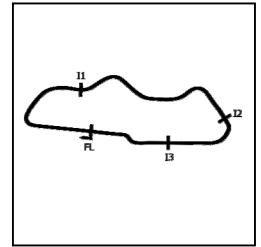
Donington Park National
Circuit Length = 1.9790 miles
Start: 13:50 Flag 14:15 End: 14:16

MCRCB BULLETIN TK182

2021 Bennetts British Superbike Championship - Round 5

2021 Honda British Talent Cup

RACE 1 - SECTOR ANALYSIS



SECTOR 1 = FL to I1, SECTOR 2 = I1 to I2, SECTOR 3 = I2 to I3, SECTOR 4 = I3 to FL, DIFF = Difference To Personal Best Lap, P = Crossed Finish Line in Pit Lane, D = Time Disallowed

P19 14		Evann PENDRILL				Honda - EPRacing / SP125 Racing						
IDEAL LAP TIME : 1:17.201		BEST LAP TIME : 1:17.838				DIFFERENCE : 0.637						
LAP	SECTOR 1	SECTOR 2	SECTOR 3	SECTOR 4	LAP TIME	MPH	DIFF	TIME OF DAY				
1 -		106.5	28.206	13.554	119.6	14.535	100.1	1:23.995	84.82	6.157	13:51:33.685	
2 -	22.052	114.3	28.139	13.372	118.7	14.313	99.8	1:17.876	(2)	91.48	0.038	13:52:51.561
3 -	22.343	108.4	28.214	13.505	119.4	14.273	102.1	1:18.335		90.95	0.497	13:54:09.896
4 -	22.247	112.0	27.938	13.490	117.3	14.163	103.0	1:17.838	(1)	91.53		13:55:27.734
5 -	22.498	108.7	28.530	13.662	117.7	14.659	98.2	1:19.349		89.78	1.511	13:56:47.083
6 -	22.865	112.9	28.034	13.792	118.1	14.104	101.8	1:18.795		90.41	0.957	13:58:05.878
7 -	22.340	111.1	28.419	13.954	115.1	14.333	102.6	1:19.046		90.13	1.208	13:59:24.924
8 -	22.267	107.8	28.040	13.662	118.1	14.144	102.4	1:18.113		91.20	0.275	14:00:43.037
9 -	22.212	108.4	28.264	13.531	118.1	14.248	102.7	1:18.255		91.04	0.417	14:02:01.292
10 -	22.455	109.8	28.492	13.598	118.9	14.410	99.2	1:18.955		90.23	1.117	14:03:20.247
11 -	22.392	114.5	28.278	13.663	118.3	22.381	82.5	1:26.714		82.16	8.876	14:04:46.961
12 -	23.262	114.7	28.401	13.860	113.7	14.070	99.7	1:19.593		89.51	1.755	14:06:06.554
13 -	22.381	115.5	28.073	13.744	113.9	14.026	100.7	1:18.224		91.08	0.386	14:07:24.778
14 -	22.413	112.5	28.011	13.847	112.7	14.110	100.3	1:18.381		90.89	0.543	14:08:43.159
15 -	22.405	115.3	27.771	13.800	112.5	14.088	100.3	1:18.064	(3)	91.26	0.226	14:10:01.223
16 -	22.488	112.9	27.990	13.707	113.3	14.008	100.7	1:18.193		91.11	0.355	14:11:19.416
17 -	22.365	113.3	28.219	13.800	112.5	14.006	100.0	1:18.390		90.88	0.552	14:12:37.806
18 -	22.393	113.5	28.022	13.796	112.9	15.005	91.8	1:19.216		89.93	1.378	14:13:57.022
19 -	22.836	114.1	28.200	13.945	112.4	14.167	100.4	1:19.148		90.01	1.310	14:15:16.170
20 -	22.516	115.5	28.248	13.827	111.6	14.405	99.1	1:18.996		90.18	1.158	14:16:35.166

P20 33		JJ CUNNINGHAM				Honda - Thornycroft56 / JCRsupersport						
IDEAL LAP TIME : 1:17.941		BEST LAP TIME : 1:18.252				DIFFERENCE : 0.311						
LAP	SECTOR 1	SECTOR 2	SECTOR 3	SECTOR 4	LAP TIME	MPH	DIFF	TIME OF DAY				
1 -		105.3	29.526	13.775	118.3	14.632	102.2	1:26.651	82.22	8.399	13:51:36.341	
2 -	22.801	111.2	28.852	13.739	117.9	14.490	102.4	1:19.882		89.18	1.630	13:52:56.223
3 -	22.476	110.0	28.471	13.743	115.3	14.235	102.1	1:18.925		90.27	0.673	13:54:15.148
4 -	22.628	111.8	28.758	13.849	114.9	14.259	103.0	1:19.494		89.62	1.242	13:55:34.642
5 -	23.382	109.2	28.656	13.862	114.7	14.259	102.4	1:20.159		88.88	1.907	13:56:54.801
6 -	22.497	114.1	28.710	13.766	115.5	14.150	102.6	1:19.123		90.04	0.871	13:58:13.924
7 -	22.401	109.1	28.731	13.911	114.5	14.146	101.6	1:19.189		89.97	0.937	13:59:33.113
8 -	22.449	111.8	28.458	13.822	115.5	14.720	101.3	1:19.449		89.67	1.197	14:00:52.562
9 -	22.434	113.7	28.189	13.588	116.5	14.312	101.2	1:18.523	(2)	90.73	0.271	14:02:11.085
10 -	23.286	109.4	28.460	13.727	114.5	13.919	103.2	1:19.392		89.74	1.140	14:03:30.477
11 -	22.354	113.5	28.934	13.745	114.3	14.077	100.9	1:19.110		90.05	0.858	14:04:49.587
12 -	22.510	111.2	28.091	13.842	114.7	14.436	99.8	1:18.879		90.32	0.627	14:06:08.466
13 -	22.805	110.3	28.286	13.772	114.9	14.116	101.0	1:18.979		90.20	0.727	14:07:27.445
14 -	22.365	113.3	28.080	13.827	114.1	13.980	101.3	1:18.252	(1)	91.04		14:08:45.697
15 -	22.564	112.2	28.380	13.967	110.5	14.101	101.8	1:19.012		90.17	0.760	14:10:04.709
16 -	22.493	109.4	28.417	14.043	113.7	14.744	100.6	1:19.697		89.39	1.445	14:11:24.406
17 -	22.665	109.1	28.710	14.001	113.3	14.245	102.4	1:19.621		89.48	1.369	14:12:44.027
18 -	22.710	110.7	28.497	13.941	113.1	13.979	101.5	1:19.127		90.04	0.875	14:14:03.154
19 -	22.482	111.4	28.159	13.874	112.5	14.284	100.3	1:18.799	(3)	90.41	0.547	14:15:21.953
20 -	22.600	112.7	28.132	13.915	112.0	14.214	101.2	1:18.861		90.34	0.609	14:16:40.814

Weather / Track : Cloudy / Dry

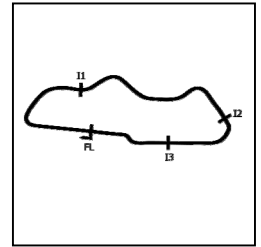
Donington Park National
Circuit Length = 1.9790 miles
Start: 13:50 Flag 14:15 End: 14:16

MCRCB BULLETIN TK182

2021 Bennetts British Superbike Championship - Round 5

2021 Honda British Talent Cup

RACE 1 - SECTOR ANALYSIS



SECTOR 1 = FL to I1, SECTOR 2 = I1 to I2, SECTOR 3 = I2 to I3, SECTOR 4 = I3 to FL, DIFF = Difference To Personal Best Lap, P = Crossed Finish Line in Pit Lane, D = Time Disallowed

P21 44		Lucas HILL				Honda - Ashcourt Racing					
IDEAL LAP TIME : 1:18.020		BEST LAP TIME : 1:18.586				DIFFERENCE : 0.566					
LAP	SECTOR 1	SECTOR 2	SECTOR 3	SECTOR 4	LAP TIME	MPH	DIFF	TIME OF DAY			
1 -	97.6	29.131	13.715	119.6	14.692	102.4	1:26.841	82.04	8.255	13:51:36.531	
2 -	22.921	103.5	28.737	13.638	117.7	14.445	103.0	1:19.741	89.34	1.155	13:52:56.272
3 -	22.899	106.5	28.622	13.478	119.1	14.206	101.2	1:19.205	89.95	0.619	13:54:15.477
4 -	22.525	108.0	28.715	13.717	117.5	14.141	100.4	1:19.098	90.07	0.512	13:55:34.575
5 -	22.464	113.3	28.601	13.861	113.9	14.213	100.3	1:19.139	90.02	0.553	13:56:53.714
6 -	22.475	113.7	28.500	13.899	113.9	14.197	99.8	1:19.071	90.10	0.485	13:58:12.785
7 -	22.625	111.8	28.781	13.769	114.9	14.095	100.3	1:19.270	89.87	0.684	13:59:32.055
8 -	22.643	111.6	28.773	13.868	114.9	14.143	100.6	1:19.427	89.70	0.841	14:00:51.482
9 -	22.567	114.3	28.499	13.905	114.9	14.672	100.9	1:19.643	89.45	1.057	14:02:11.125
10 -	23.097	110.7	28.798	13.578	116.5	14.152	102.7	1:19.625	89.47	1.039	14:03:30.750
11 -	22.519	108.4	28.928	13.475	117.7	14.494	101.8	1:19.416	89.71	0.830	14:04:50.166
12 -	22.651	109.8	28.498	13.741	115.7	14.026	100.6	1:18.916	90.28	0.330	14:06:09.082
13 -	22.540	111.8	28.378	13.711	115.9	14.090	101.5	1:18.719	90.50	0.133	14:07:27.801
14 -	22.481	110.1	28.227	13.856	116.9	14.022	100.6	1:18.586 (1)	90.66		14:08:46.387
15 -	22.489	110.9	28.327	13.717	114.3	14.134	100.7	1:18.667 (2)	90.56	0.081	14:10:05.054
16 -	22.665	109.1	28.146	13.865	115.5	14.452	99.8	1:19.128	90.03	0.542	14:11:24.182
17 -	22.641	112.4	28.786	14.019	112.4	14.166	100.3	1:19.612	89.49	1.026	14:12:43.794
18 -	22.811	107.3	28.810	13.881	112.4	14.215	100.3	1:19.717	89.37	1.131	14:14:03.511
19 -	22.726	111.8	28.113	13.801	112.9	14.056	101.3	1:18.696	90.53	0.110	14:15:22.207
20 -	22.533	112.2	28.059	14.021	112.4	14.064	102.7	1:18.677 (3)	90.55	0.091	14:16:40.884

P22 2		Rhys COATES				Honda - Ernie Coates Race Support / SP125 Racing					
IDEAL LAP TIME : 1:18.061		BEST LAP TIME : 1:18.429				DIFFERENCE : 0.368					
LAP	SECTOR 1	SECTOR 2	SECTOR 3	SECTOR 4	LAP TIME	MPH	DIFF	TIME OF DAY			
1 -	97.8	29.189	13.757	118.9	15.053	100.1	1:26.344	82.51	7.915	13:51:36.034	
2 -	22.902	111.2	28.648	13.808	116.7	14.779	100.6	1:20.137	88.90	1.708	13:52:56.171
3 -	22.800	107.5	28.578	13.687	117.5	14.622	101.6	1:19.687	89.40	1.258	13:54:15.858
4 -	22.391	106.1	28.789	13.725	117.5	14.401	102.1	1:19.306	89.83	0.877	13:55:35.164
5 -	22.589	111.8	28.416	13.812	115.3	14.392	100.4	1:19.209	89.94	0.780	13:56:54.373
6 -	22.417	116.9	28.727	13.911	114.7	14.410	99.7	1:19.465	89.65	1.036	13:58:13.838
7 -	22.647	109.8	28.801	13.763	118.3	14.711	100.6	1:19.922	89.14	1.493	13:59:33.760
8 -	22.263	114.9	28.179	13.687	118.5	14.576	100.3	1:18.705 (3)	90.52	0.276	14:00:52.465
9 -	22.303	116.9	28.059	13.638	116.3	14.429	100.7	1:18.429 (1)	90.84		14:02:10.894
10 -	22.823	116.1	28.445	13.681	115.3	14.569	100.0	1:19.518	89.59	1.089	14:03:30.412
11 -	22.677	107.8	28.832	13.670	117.5	14.350	101.5	1:19.529	89.58	1.100	14:04:49.941
12 -	22.391	108.7	28.051	13.670	117.1	14.397	99.5	1:18.509 (2)	90.74	0.080	14:06:08.450
13 -	22.594	114.3	28.039	13.913	114.1	14.356	100.6	1:18.902	90.29	0.473	14:07:27.352
14 -	22.752	112.4	28.214	13.950	114.9	14.643	100.3	1:19.559	89.55	1.130	14:08:46.911
15 -	22.758	112.7	28.214	13.926	115.3	14.343	100.6	1:19.241	89.91	0.812	14:10:06.152
16 -	22.413	112.4	28.128	13.762	115.7	14.482	101.0	1:18.785	90.43	0.356	14:11:24.937
17 -	22.511	113.7	28.709	13.881	116.1	14.538	101.6	1:19.639	89.46	1.210	14:12:44.576
18 -	22.632	114.3	28.611	13.909	114.7	14.388	101.2	1:19.540	89.57	1.111	14:14:04.116
19 -	22.636	112.2	28.011	13.814	114.7	14.435	100.1	1:18.896	90.30	0.467	14:15:23.012
20 -	22.763	115.9	27.817	13.880	114.9	14.617	99.4	1:19.077	90.09	0.648	14:16:42.089

Weather / Track : Cloudy / Dry

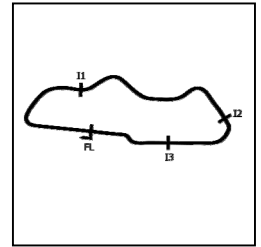
Donington Park National
Circuit Length = 1.9790 miles
Start: 13:50 Flag 14:15 End: 14:16

MCRCB BULLETIN TK182

2021 Bennetts British Superbike Championship - Round 5

2021 Honda British Talent Cup

RACE 1 - SECTOR ANALYSIS



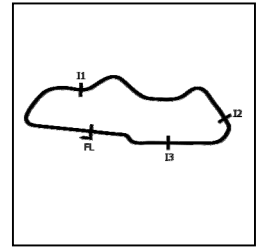
SECTOR 1 = FL to I1, SECTOR 2 = I1 to I2 SECTOR 3 = I2 to I3, SECTOR 4 = I3 to FL, DIFF = Difference To Personal Best Lap, P = Crossed Finish Line in Pit Lane, D = Time Disallowed

P23 99		Peter WILLIS				Honda - WM Racing					
IDEAL LAP TIME : 1:19.264		BEST LAP TIME : 1:19.527				DIFFERENCE : 0.263					
LAP	SECTOR 1	SECTOR 2	SECTOR 3	SECTOR 4	LAP TIME	MPH	DIFF	TIME OF DAY			
1 -	93.5	30.376	14.067	117.7	15.404	100.1	1:29.189	79.88	9.662	13:51:38.879	
2 -	23.483	101.8	29.494	13.891	118.3	14.893	102.6	1:21.761	87.13	2.234	13:53:00.640
3 -	23.282	100.3	29.462	14.060	116.1	14.583	103.2	1:21.387	87.54	1.860	13:54:22.027
4 -	23.095	99.5	29.242	14.000	116.9	14.507	104.0	1:20.844	88.12	1.317	13:55:42.871
5 -	22.927	105.8	29.179	14.042	114.9	14.417	101.9	1:20.565	88.43	1.038	13:57:03.436
6 -	23.075	103.8	29.079	14.139	114.5	14.298	101.5	1:20.591	88.40	1.064	13:58:24.027
7 -	22.826	104.3	29.181	14.005	114.9	14.441	101.5	1:20.453	88.55	0.926	13:59:44.480
8 -	22.884	105.5	29.691	13.980	116.5	14.378	103.8	1:20.933	88.03	1.406	14:01:05.413
9 -	22.864	106.3	29.201	13.942	115.5	14.213	101.6	1:20.220	88.81	0.693	14:02:25.633
10 -	22.796	104.0	29.391	14.047	115.5	14.450	101.3	1:20.684	88.30	1.157	14:03:46.317
11 -	22.917	101.9	29.289	13.973	115.3	14.392	102.9	1:20.571	88.42	1.044	14:05:06.888
12 -	22.822	103.4	29.179	13.914	116.1	14.238	101.5	1:20.153	88.88	0.626	14:06:27.041
13 -	22.977	100.0	29.337	14.048	114.7	14.366	101.3	1:20.728	88.25	1.201	14:07:47.769
14 -	22.804	106.8	28.899	13.973	114.7	14.321	101.3	1:19.997 (3)	89.06	0.470	14:09:07.766
15 -	22.782	103.2	28.923	13.978	114.9	14.374	101.2	1:20.057	88.99	0.530	14:10:27.823
16 -	22.768	104.3	28.743	13.946	116.1	14.238	102.4	1:19.695 (2)	89.39	0.168	14:11:47.518
17 -	22.728	103.4	28.908	14.274	112.7	14.178	103.5	1:20.088	88.96	0.561	14:13:07.606
18 -	22.492	104.8	28.703	13.921	116.3	14.411	101.6	1:19.527 (1)	89.58		14:14:27.133
19 -	22.995	101.5	28.860	13.956	114.7	14.404	101.6	1:20.215	88.81	0.688	14:15:47.348

P24 65		Alexander ROWAN				Honda - Victoria House Mortimer Racing					
IDEAL LAP TIME : 1:19.506		BEST LAP TIME : 1:19.902				DIFFERENCE : 0.396					
LAP	SECTOR 1	SECTOR 2	SECTOR 3	SECTOR 4	LAP TIME	MPH	DIFF	TIME OF DAY			
1 -	96.9	30.322	13.876	120.2	14.997	99.8	1:28.800	80.23	8.898	13:51:38.490	
2 -	23.537	104.6	29.503	14.086	117.3	14.685	102.4	1:21.811	87.08	1.909	13:53:00.301
3 -	23.350	102.9	29.428	13.943	116.5	14.658	102.1	1:21.379	87.54	1.477	13:54:21.680
4 -	23.027	102.7	29.414	13.912	116.3	14.572	102.6	1:20.925	88.04	1.023	13:55:42.605
5 -	23.557	101.3	29.200	13.737	118.5	14.806	101.6	1:21.300	87.63	1.398	13:57:03.905
6 -	23.282	101.3	29.270	13.852	117.7	14.931	101.0	1:21.335	87.59	1.433	13:58:25.240
7 -	22.945	102.1	28.962	13.727	118.1	14.405	102.7	1:20.039 (2)	89.01	0.137	13:59:45.279
8 -	22.875	100.9	29.159	13.735	118.5	15.207	102.6	1:20.976	87.98	1.074	14:01:06.255
9 -	22.914	102.6	29.109	13.704	119.1	14.685	103.0	1:20.412	88.60	0.510	14:02:26.667
10 -	22.845	108.9	28.935	13.701	120.2	14.421	103.0	1:19.902 (1)	89.16		14:03:46.569
11 -	23.041	104.8	29.191	13.673	117.1	14.267	102.1	1:20.172	88.86	0.270	14:05:06.741
12 -	23.204	105.5	29.612	13.775	118.5	14.331	102.4	1:20.922	88.04	1.020	14:06:27.663
13 -	22.766	107.0	29.312	13.735	113.9	14.578	102.7	1:20.391	88.62	0.489	14:07:48.054
14 -	23.052	107.5	28.800	13.799	114.5	14.427	102.6	1:20.078 (3)	88.97	0.176	14:09:08.132
15 -	22.853	103.5	29.390	14.048	118.9	14.633	103.2	1:20.924	88.04	1.022	14:10:29.056
16 -	22.889	109.2	29.185	13.925	117.5	14.475	103.4	1:20.474	88.53	0.572	14:11:49.530
17 -	22.991	107.8	28.937	14.145	115.9	14.539	102.9	1:20.612	88.38	0.710	14:13:10.142
18 -	23.109	105.8	28.943	13.908	116.9	14.610	102.4	1:20.570	88.42	0.668	14:14:30.712
19 -	23.619	101.0	29.727	14.095	115.5	14.953	100.9	1:22.394	86.47	2.492	14:15:53.106

Weather / Track : Cloudy / Dry

Donington Park National
 Circuit Length = 1.9790 miles
 Start: 13:50 Flag 14:15 End: 14:16



SECTOR 1 = FL to I1, SECTOR 2 = I1 to I2, SECTOR 3 = I2 to I3, SECTOR 4 = I3 to FL, DIFF = Difference To Personal Best Lap, P = Crossed Finish Line in Pit Lane, D = Time Disallowed

P25 22		Anthony EAGLE				Honda - Microlise Cresswell Racing					
IDEAL LAP TIME : 1:20.021		BEST LAP TIME : 1:20.079				DIFFERENCE : 0.058					
LAP	SECTOR 1	SECTOR 2	SECTOR 3	SECTOR 4	LAP TIME	MPH	DIFF	TIME OF DAY			
1 -	96.5	30.319	13.952	118.1	15.309	100.1	1:29.270	79.80	9.191	13:51:38.960	
2 -	23.523	103.8	29.467	13.968	117.9	14.838	102.4	1:21.796	87.10	1.717	13:53:00.756
3 -	23.297	96.8	29.440	14.107	116.1	14.651	102.2	1:21.495	87.42	1.416	13:54:22.251
4 -	22.986	96.9	29.321	13.992	115.7	14.545	102.7	1:20.844	88.12	0.765	13:55:43.095
5 -	23.167	96.8	29.275	13.935	114.5	14.473	101.5	1:20.850	88.12	0.771	13:57:03.945
6 -	23.013	104.2	29.236	13.950	113.5	14.406	100.6	1:20.605	88.38	0.526	13:58:24.550
7 -	22.849	104.2	29.029	13.843	115.7	14.358	101.3	1:20.079 (1)	88.97		13:59:44.629
8 -	22.866	102.2	29.229	13.984	113.1	14.608	100.1	1:20.687	88.29	0.608	14:01:05.316
9 -	23.118	104.0	29.198	14.054	115.1	14.446	101.5	1:20.816	88.15	0.737	14:02:26.132
10 -	22.904	104.2	29.125	13.982	113.9	14.602	101.0	1:20.613	88.38	0.534	14:03:46.745
11 -	23.173	100.4	29.028	13.984	114.9	14.366	101.6	1:20.551 (3)	88.44	0.472	14:05:07.296
12 -	22.888	103.2	29.198	13.970	114.3	14.539	101.6	1:20.595	88.40	0.516	14:06:27.891
13 -	22.901	106.5	28.971	14.154	113.5	14.509	101.9	1:20.535 (2)	88.46	0.456	14:07:48.426
14 -	22.969	105.8	29.210	14.008	112.7	14.367	100.7	1:20.554	88.44	0.475	14:09:08.980
15 -	23.086	103.7	29.395	13.996	114.9	15.083	99.1	1:21.560	87.35	1.481	14:10:30.540
16 -	23.568	102.4	29.388	14.080	113.1	15.048	100.9	1:22.084	86.79	2.005	14:11:52.624
17 -	23.207	103.4	29.390	14.350	111.8	14.682	100.4	1:21.629	87.28	1.550	14:13:14.253
18 -	23.241	103.8	29.468	14.306	112.5	14.537	100.6	1:21.552	87.36	1.473	14:14:35.805
19 -	23.408	102.2	29.739	14.346	111.1	14.883	100.0	1:22.376	86.48	2.297	14:15:58.181

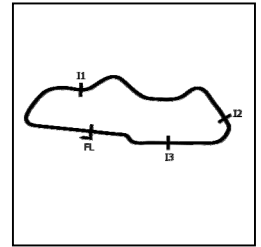
P26 51		Holly HARRIS				Honda - MJL Racing					
IDEAL LAP TIME : 1:19.990		BEST LAP TIME : 1:20.326				DIFFERENCE : 0.336					
LAP	SECTOR 1	SECTOR 2	SECTOR 3	SECTOR 4	LAP TIME	MPH	DIFF	TIME OF DAY			
1 -	OUTLAP	92.1	31.341	14.520	114.1	14.968	101.8	1:37.750	72.88	17.424	13:51:47.440
2 -	23.771	98.6	30.711	14.330	115.5	14.710	103.2	1:23.522	85.30	3.196	13:53:10.962
3 -	23.405	103.2	30.330	14.432	115.3	14.462	103.4	1:22.629	86.22	2.303	13:54:33.591
4 -	23.003	101.8	29.980	14.290	114.1	14.525	103.2	1:21.798	87.10	1.472	13:55:55.389
5 -	23.342	97.9	30.030	14.203	113.9	14.472	102.6	1:22.047	86.83	1.721	13:57:17.436
6 -	23.093	107.7	29.756	14.155	115.1	14.453	101.9	1:21.457	87.46	1.131	13:58:38.893
7 -	23.235	105.6	29.787	14.129	114.3	14.576	102.6	1:21.727	87.17	1.401	14:00:00.620
8 -	22.974	108.4	29.706	14.081	115.1	14.345	102.6	1:21.106	87.84	0.780	14:01:21.726
9 -	23.118	108.2	29.621	14.140	115.7	14.412	102.6	1:21.291	87.64	0.965	14:02:43.017
10 -	23.343	108.7	29.746	14.121	114.9	14.372	102.4	1:21.582	87.33	1.256	14:04:04.599
11 -	23.087	104.2	29.987	14.165	118.1	14.214	103.0	1:21.453	87.46	1.127	14:05:26.052
12 -	22.847	105.8	29.914	13.982	115.7	14.236	103.4	1:20.979	87.98	0.653	14:06:47.031
13 -	22.997	101.9	29.720	14.051	115.1	14.377	102.9	1:21.145	87.80	0.819	14:08:08.176
14 -	23.107	101.0	29.704	13.966	115.9	14.263	103.2	1:21.040	87.91	0.714	14:09:29.216
15 -	22.878	105.0	29.089	13.891	115.9	14.760	101.8	1:20.618 (2)	88.37	0.292	14:10:49.834
16 -	23.086	107.3	29.519	14.318	114.3	14.512	102.9	1:21.435	87.48	1.109	14:12:11.269
17 -	23.037	108.2	29.530	14.011	116.7	14.381	103.5	1:20.959 (3)	88.00	0.633	14:13:32.228
18 -	22.796	105.5	29.237	13.982	116.3	14.311	102.9	1:20.326 (1)	88.69		14:14:52.554
19 -	23.127	101.2	30.062	14.241	114.7	14.764	101.8	1:22.194	86.68	1.868	14:16:14.748

MCRCB BULLETIN TK182

2021 Bennetts British Superbike Championship - Round 5

2021 Honda British Talent Cup

RACE 1 - SECTOR ANALYSIS



SECTOR 1 = FL to I1, SECTOR 2 = I1 to I2, SECTOR 3 = I2 to I3, SECTOR 4 = I3 to FL, DIFF = Difference To Personal Best Lap, P = Crossed Finish Line in Pit Lane, D = Time Disallowed

P27 9		Bailey STUART-CAMPBELL				Honda - Team 151s			
IDEAL LAP TIME : 1:15.973		BEST LAP TIME : 1:16.215				DIFFERENCE : 0.242			
LAP	SECTOR 1	SECTOR 2	SECTOR 3	SECTOR 4	LAP TIME	MPH	DIFF	TIME OF DAY	
1 -		107.8	28.182	13.361 120.6	13.887 104.8	1:21.784	87.11	5.569	13:51:31.474
2 -	21.679	118.5	27.528	13.410 119.4	13.728 103.5	1:16.345 (2)	93.32	0.130	13:52:47.819
3 -	21.864	119.4	27.780	13.564 117.9	13.697 103.8	1:16.905	92.64	0.690	13:54:04.724
4 -	21.867	117.1	27.426	13.360 118.9	13.562 104.6	1:16.215 (1)	93.48		13:55:20.939
5 -	21.625	115.7	27.776	13.525 117.1	13.783 103.7	1:16.709	92.87	0.494	13:56:37.648
6 -	21.795	118.1	27.865	13.701 116.7	13.960 102.4	1:17.321	92.14	1.106	13:57:54.969
7 -	21.892	118.7	27.629	13.547 117.7	13.783 102.2	1:16.851	92.70	0.636	13:59:11.820
8 -	22.059	117.5	27.739	13.572 116.9	13.771 103.7	1:17.141	92.35	0.926	14:00:28.961
9 -	21.812	117.3	27.723	13.522 117.5	13.644 104.0	1:16.701	92.88	0.486	14:01:45.662
10 -	21.868	118.1	27.559	13.531 117.9	13.579 103.8	1:16.537 (3)	93.08	0.322	14:03:02.199
11 -	21.884	119.1	27.578	13.509 117.9	13.628 104.2	1:16.599	93.01	0.384	14:04:18.798
12 -	21.841	119.8	27.601	13.515 117.3	13.657 103.4	1:16.614	92.99	0.399	14:05:35.412
13 -	21.859	119.8	27.569	13.525 117.3	13.720 103.2	1:16.673	92.92	0.458	14:06:52.085
14 -	21.954	117.5	27.641	13.605 117.5	13.813 103.5	1:17.013	92.51	0.798	14:08:09.098
15 -	22.284	106.1	28.141	13.919 114.5	14.102 101.9	1:18.446	90.82	2.231	14:09:27.544
16 -	22.124	118.5	27.745	13.791 115.3	14.313 100.4	1:17.973	91.37	1.758	14:10:45.517

P28 37		Corey TINKER				Honda - CT Racing			
IDEAL LAP TIME : 1:16.098		BEST LAP TIME : 1:16.473				DIFFERENCE : 0.375			
LAP	SECTOR 1	SECTOR 2	SECTOR 3	SECTOR 4	LAP TIME	MPH	DIFF	TIME OF DAY	
1 -		109.4	28.130	13.460 119.1	14.603 101.8	1:22.734	86.11	6.261	13:51:32.424
2 -	22.051	112.4	27.702	13.335 118.7	14.023 101.8	1:17.111	92.39	0.638	13:52:49.535
3 -	22.141	109.2	28.053	13.569 114.5	14.081 103.2	1:17.844	91.52	1.371	13:54:07.379
4 -	21.795	110.0	28.062	13.501 115.1	14.388 102.4	1:17.746	91.63	1.273	13:55:25.125
5 -	22.378	110.3	28.218	13.636 113.9	13.805 101.8	1:18.037	91.29	1.564	13:56:43.162
6 -	21.998	108.5	27.713	13.610 113.9	13.794 100.0	1:17.115	92.38	0.642	13:58:00.277
7 -	22.056	110.7	27.422	13.595 115.3	13.660 101.0	1:16.733	92.84	0.260	13:59:17.010
8 -	22.080	111.6	27.510	13.599 115.5	13.801 100.6	1:16.990	92.53	0.517	14:00:34.000
9 -	22.079	113.1	27.536	13.612 115.5	13.843 101.0	1:17.070	92.44	0.597	14:01:51.070
10 -	21.988	114.5	27.388	13.517 115.7	13.580 102.2	1:16.473 (1)	93.16		14:03:07.543
11 -	21.991	115.3	27.608	13.529 115.7	13.758 102.4	1:16.886	92.66	0.413	14:04:24.429
12 -	21.993	114.7	27.578	13.489 115.7	13.638 102.2	1:16.698 (3)	92.89	0.225	14:05:41.127
13 -	21.993	115.3	27.477	13.533 115.5	13.639 102.2	1:16.642 (2)	92.96	0.169	14:06:57.769
14 -	22.109	115.3	27.643	13.581 114.7	13.797 102.1	1:17.130	92.37	0.657	14:08:14.899
15 -	22.039	113.1	27.588	13.612 114.7	13.671 102.4	1:16.910	92.63	0.437	14:09:31.809

P29 61		Harrison MACKAY				Honda - True Heroes Racing / Super Soco			
IDEAL LAP TIME : 1:18.326		BEST LAP TIME : 1:18.464				DIFFERENCE : 0.138			
LAP	SECTOR 1	SECTOR 2	SECTOR 3	SECTOR 4	LAP TIME	MPH	DIFF	TIME OF DAY	
1 -		100.6	29.154	13.670 120.2	14.722 102.4	1:25.704	83.13	7.240	13:51:35.394
2 -	22.615	108.7	28.996	13.608 119.8	14.350 103.8	1:19.569	89.54	1.105	13:52:54.963
3 -	22.471	109.1	28.331	13.694 118.1	14.526 105.3	1:19.022	90.16	0.558	13:54:13.985
4 -	22.182	107.8	28.363	13.616 118.7	14.303 106.0	1:18.464 (1)	90.80		13:55:32.449
5 -	22.335	108.5	28.663	13.560 119.6	14.304 104.0	1:18.862 (3)	90.34	0.398	13:56:51.311
6 -	22.401	109.8	28.488	13.679 118.7	14.253 103.4	1:18.821 (2)	90.39	0.357	13:58:10.132
7 -	22.480	113.5	28.465	13.692 118.7	14.327 103.7	1:18.964	90.22	0.500	13:59:29.096
8 -	22.272	112.7	28.669	13.646 118.7	14.367 103.2	1:18.954	90.23	0.490	14:00:48.050
9 -	22.452	107.3	29.281	14.576 102.2	15.420 91.0	1:21.729	87.17	3.265	14:02:09.779

Weather / Track : Cloudy / Dry

Donington Park National
Circuit Length = 1.9790 miles
Start: 13:50 Flag 14:15 End: 14:16

MCRCB BULLETIN TK184**2021 Bennetts British Superbike Championship - Round 5****2021 Honda British Talent Cup****RACE 1 - BEST SPEEDS**

POS	INTERMEDIATE 1			INTERMEDIATE 2			INTERMEDIATE 3			FINISH LINE		
	NO	NAME	MPH	NO	NAME	MPH	NO	NAME	MPH	NO	NAME	MPH
1	74	BROWN	122.0				67	O'GORMAN	123.5	67	O'GORMAN	107.5
2	52	BELFORD	121.5				53	VEIJER	123.1	53	VEIJER	107.5
3	7	LYONS	119.8				96	BANHAM	122.4	57	GARNESS	107.3
4	9	STUART-CAMPBELL	119.8				21	JEFFREY	122.4	52	BELFORD	107.3
5	48	WALKER	119.6				52	BELFORD	122.2	4	MOUNSEY	106.8
6	15	CROSBY	119.6				57	GARNESS	122.0	21	JEFFREY	106.5
7	34	COOK	118.5				8	MOORE	122.0	61	MACKAY	106.0
8	96	BANHAM	118.1				48	WALKER	121.7	74	BROWN	105.5
9	53	VEIJER	117.9				74	BROWN	121.7	48	WALKER	105.0
10	66	DOBSON	117.9				34	COOK	121.3	41	HOPKINS	105.0
11	21	JEFFREY	117.5				12	BANNISTER	121.3	34	COOK	104.8
12	67	O'GORMAN	117.3				4	MOUNSEY	120.6	9	STUART-CAMPBELL	104.8
13	5	JOHNSON	117.3				41	HOPKINS	120.6	7	LYONS	104.6
14	57	GARNESS	116.9				9	STUART-CAMPBELL	120.6	96	BANHAM	104.5
15	2	COATES	116.9				15	CROSBY	120.4	66	DOBSON	104.2
16	8	MOORE	116.7				66	DOBSON	120.4	8	MOORE	104.2
17	12	BANNISTER	116.3				5	JOHNSON	120.2	5	JOHNSON	104.0
18	37	TINKER	115.9				65	ROWAN	120.2	12	BANNISTER	104.0
19	14	PENDRILL	115.5				61	MACKAY	120.2	99	WILLIS	104.0
20	29	BROWN	114.9				29	BROWN	120.0	29	BROWN	103.7
21	44	HILL	114.3				14	PENDRILL	119.6	51	HARRIS	103.5
22	33	CUNNINGHAM	114.1				44	HILL	119.6	65	ROWAN	103.4
23	61	MACKAY	113.5				7	LYONS	119.4	15	CROSBY	103.2
24	4	MOUNSEY	112.9				23	STEPHENSON	119.4	33	CUNNINGHAM	103.2
25	23	STEPHENSON	110.7				37	TINKER	119.1	37	TINKER	103.2
26	41	HOPKINS	109.4				2	COATES	118.9	14	PENDRILL	103.0
27	65	ROWAN	109.2				33	CUNNINGHAM	118.3	44	HILL	103.0
28	51	HARRIS	108.7				99	WILLIS	118.3	22	EAGLE	102.7
29	99	WILLIS	106.8				22	EAGLE	118.1	2	COATES	102.1
30	22	EAGLE	106.5				51	HARRIS	118.1			

Weather / Track : Cloudy / Dry

Results can be found at www.tsl-timing.comDonington Park National
Circuit Length = 1.9790 miles
Start: 13:50 Flag 14:15 End: 14:16

Printed - 14:21 Saturday, 14 August 2021

MCRCB BULLETIN TK185**2021 Bennetts British Superbike Championship - Round 5****2021 Honda British Talent Cup****RACE 1 - FASTEST LAP CLASSIFICATION**

POS	RACE POS	NO	NAME	NAT	ENTRY	BEST	ON
1	5	74	Carter BROWN	GBR	Honda - City Lifting by RS Racing	1:15.265	9
2	2	67	Casey O'GORMAN	GBR	Honda - Microlise Cresswell Racing	1:15.381	13
3	6	52	Evan BELFORD	GBR	Honda - City Lifting by RS Racing	1:15.419	13
4	1	57	Johnny GARNESS	GBR	Honda - City Lifting by RS Racing	1:15.462	11
5	3	34	James COOK	GBR	Honda - Wilson Racing	1:15.478	9
6	8	7	Jamie LYONS	GBR	Honda - C&M Motors Ltd / Tooltec Racing	1:15.602	11
7	4	48	Ollie WALKER	GBR	Honda - Moto Rapido / SP125 Racing	1:15.681	4
8	7	53	Kiyano VEIJER	NLD	Honda - Microlise Cresswell Racing	1:15.696	12
9	27	9	Bailey STUART-CAMPBELL	GBR	Honda - Team 151s	1:16.215	4
10	28	37	Corey TINKER	GBR	Honda - CT Racing	1:16.473	10
11	12	21	Troy JEFFREY	GBR	Honda - Stiggymotorsport	1:16.712	8
12	11	96	Rossi BANHAM	GBR	Honda - MJL Racing	1:16.792	8
13	9	4	Sullivan MOUNSEY	GBR	Honda - iForce Lloyd & Jones	1:16.823	7
14	10	15	Harrison CROSBY	GBR	Honda - Banks Racing	1:16.878	2
15	14	66	Rossi DOBSON	GBR	Honda - WM Racing	1:17.270	11
16	13	5	Mason JOHNSON	GBR	Honda - Johnson Racing	1:17.438	7
17	15	12	Josh BANNISTER	GBR	Honda - Dunsley Heat Racing	1:17.680	12
18	17	8	Ross MOORE	GBR	Honda - B Moore Honda	1:17.689	14
19	18	29	Lucas BROWN	GBR	Honda - Amphibian Scaffolding / SP125 Racing	1:17.772	4
20	19	14	Evann PENDRILL	GBR	Honda - EPRacing / SP125 Racing	1:17.838	4
21	16	41	Luca HOPKINS	GBR	Honda - Wilson Racing	1:17.866	11
22	20	33	JJ CUNNINGHAM	GBR	Honda - Thorneycroft56 / JCRsupersport	1:18.252	14
23	22	2	Rhys COATES	GBR	Honda - Ernie Coates Race Support / SP125 Racing	1:18.429	9
24	29	61	Harrison MACKAY	GBR	Honda - True Heroes Racing / Super Soco	1:18.464	4
25	21	44	Lucas HILL	GBR	Honda - Ashcourt Racing	1:18.586	14
26	23	99	Peter WILLIS	GBR	Honda - WM Racing	1:19.527	18
27	24	65	Alexander ROWAN	GBR	Honda - Victoria House Mortimer Racing	1:19.902	10
28	25	22	Anthony EAGLE	UZB	Honda - Microlise Cresswell Racing	1:20.079	7
29	26	51	Holly HARRIS	GBR	Honda - MJL Racing	1:20.326	18

Weather / Track : Cloudy / Dry

Results can be found at www.tsl-timing.comDonington Park National
Circuit Length = 1.9790 miles
Start: 13:50 Flag 14:15 End: 14:16

Printed - 14:19 Saturday, 14 August 2021

MCRCB BULLETIN TK186

2021 Bennetts British Superbike Championship - Round 5

2021 Honda British Talent Cup

RACE 1 - STATISTICS

Competitors Started 30
Planned Start 2021-08-14 @ 13:50:00.000
Actual Start 2021-08-14 @ 13:50:09.689
Finish Time 2021-08-14 @ 14:15:31.502
Track Length 1.9790mi.
Total Laps 556
Total Distance Covered 1100.3613mi.

Session Fastest Lap History

NO	NAME	LAP TIME	TIME OF DAY	LAP	VEHICLE
57	Johnny GARNESS	1:15.980	13:52:44.847	2	Honda
52	Evan BELFORD	1:15.887	13:52:45.065	2	Honda
74	Carter BROWN	1:15.607	13:52:45.730	2	Honda
57	Johnny GARNESS	1:15.544	14:01:35.604	9	Honda
74	Carter BROWN	1:15.265	14:01:36.096	9	Honda

Session Leader History

NO	NAME	FROM LAP	LAPS LED	DISTANCE	VEHICLE
57	Johnny GARNESS	1	20	39.54 miles	Honda

Flag History

TYPE	TIME OF DAY
GREEN	13:50:09.689
FINISH	14:15:31.502

Flag Statistics

TYPE	COUNT	TOTAL LAPS	TOTAL TIME
Green	1	20	26:49.637
Red	0	0	0.000
Safety Car	0	0	0.000
FCY	0	0	0.000

Weather / Track : Cloudy / Dry

Results can be found at www.tsl-timing.com

Donington Park National
Circuit Length = 1.9790 miles
Start: 13:50 Flag 14:15 End: 14:16

Printed - 14:22 Saturday, 14 August 2021

MCRCB BULLETIN TK187

2021 Bennetts British Superbike Championship - Round 5

2021 Honda British Talent Cup

RACE 1 - SESSION NOTES

TIME	MESSAGE
13:35:11	PITLANE OPEN
13:40:01	PITLANE CLOSED
13:43:03	5 MINUTES TO WARM UP LAP
13:45:01	3 MINUTES TO WARM UP LAP
13:47:03	1 MINUTE TO WARM UP LAP
13:47:32	30 SECONDS TO WARM UP LAP
13:47:55	GREEN FLAG - WARM UP LAP
13:49:24	RACE START
13:51:46	NO. 23 FALLER AT T9/10 ROBERTS - RIDER OK
13:51:55	NO JUMPT STARTS
13:52:02	NO JUMP STARTS
14:02:25	NO. 52 - COURSE CUT T9/10 - LAP 9 - NO ADVANTAGE
14:04:17	NO. 61 - STOPPED TECHNICAL PROBLEM T9/10 ROBERTS
14:06:55	TWO THIRDS DISTANCE COMPLETED
14:11:19	BLACK/ORANGE FLAG NO. 9
14:11:50	SMOKING

Weather / Track : Cloudy / Dry

Results can be found at www.tsl-timing.com

Donington Park National
Circuit Length = 1.9790 miles
Start: 13:50 Flag 14:15 End: 14:16

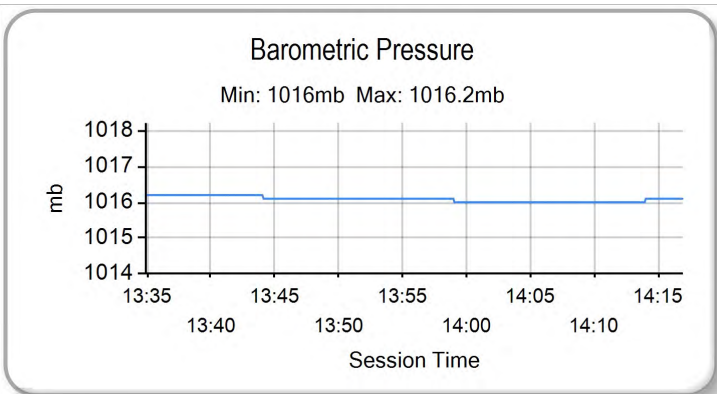
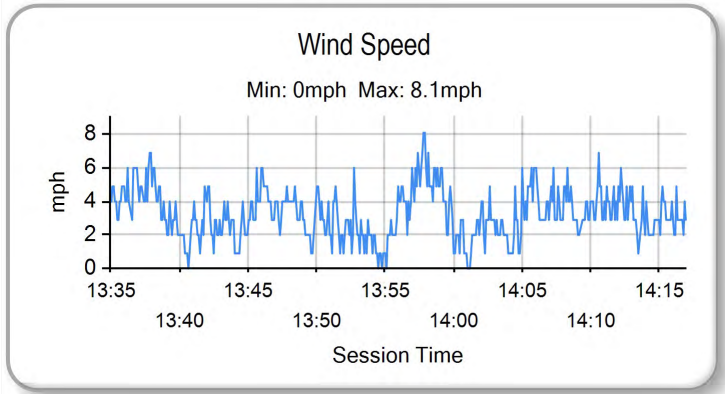
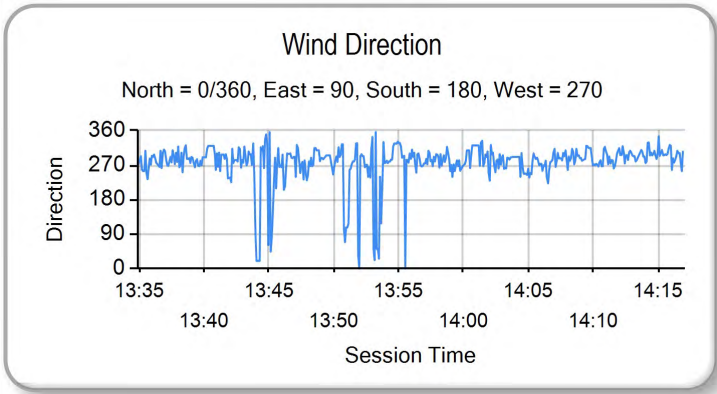
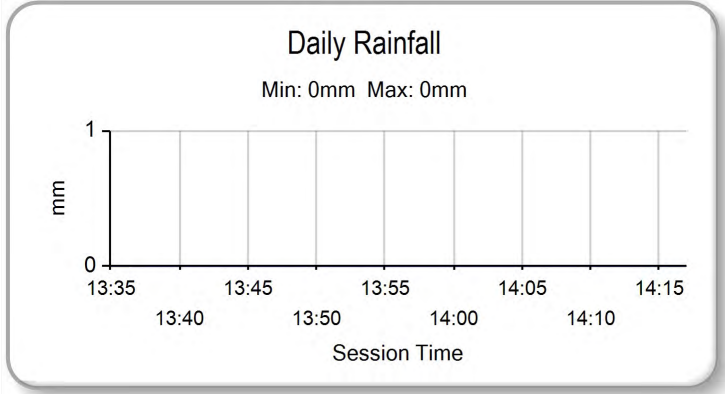
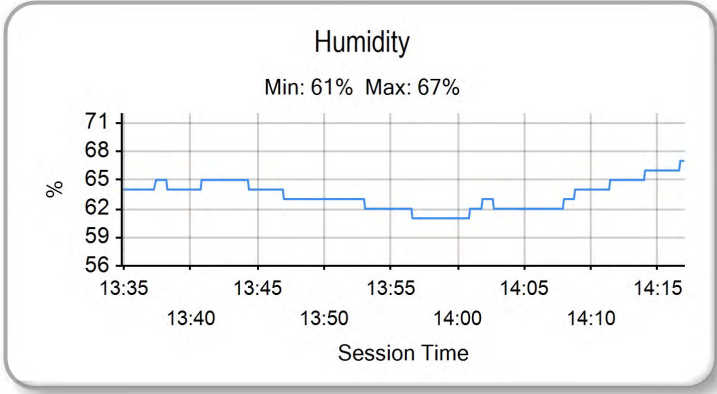
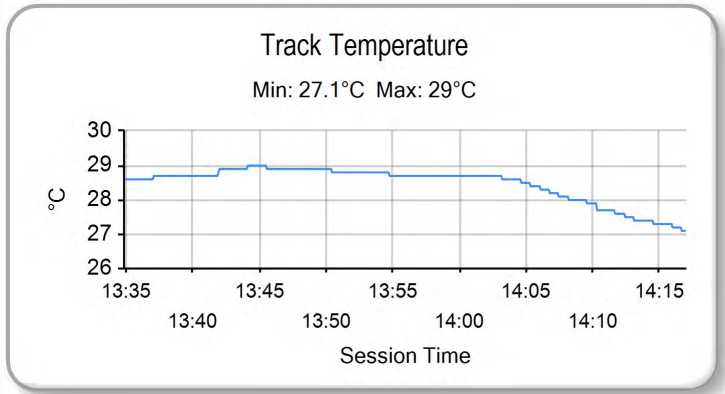
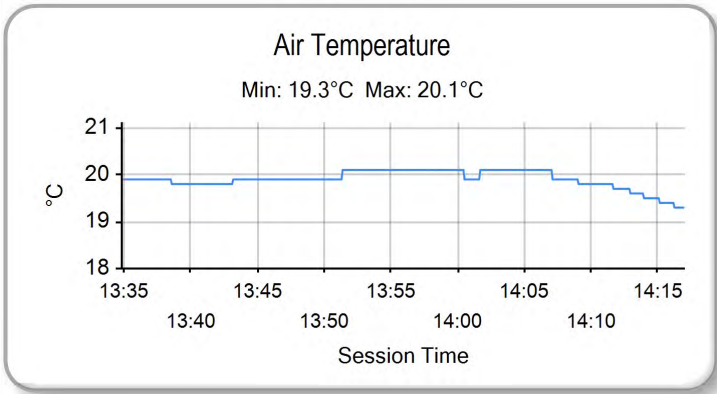
Printed - 14:22 Saturday, 14 August 2021

MCRCB BULLETIN TK188

2021 Bennetts British Superbike Championship - Round 5

2021 Honda British Talent Cup

RACE 1 - WEATHER CONDITIONS



Weather / Track : Cloudy / Dry

Results can be found at www.tsl-timing.com

Donington Park National
Circuit Length = 1.9790 miles
Start: 13:50 Flag 14:15 End: 14:16

Printed - 14:23 Saturday, 14 August 2021

**2021 Honda British Talent Cup
RIDERS POINTS AFTER ROUND 8**


	TOTAL	GAP	DIFF																			Wins	Seconds	Thirds	
				1	2	3	4	5	6	7	8	9	10	11	12	13	14	15	16	17	18				
				25th-27th June	Oulton Park International	9th-11th July	Knockhill	23rd-25th July	Brands Hatch GP	30th July-1st August	Thruxton	13th-15th August	Donington Park National	27th-29th August	Silverstone GP	3rd-5th September	Snetterton 300	10th-12th September	Silverstone National	1st-3rd October	Donington Park GP				
1	Evan BELFORD (Honda)	151			20 16	25 25	20 25	10	10														3	2	1
2	Carter BROWN (Honda)	121	30		16 20	11	25 13	25	11														2	1	1
3	Johnny GARNESS (Honda)	116	35	5	11 13	20 20	11 16		25														1	2	1
4	James COOK (Honda)	92	59	24	5	11 13	16 20	11	16														0	1	2
5	Jamie LYONS (Honda)	74	77	18	8 9	6 6	8 9	20	8														0	1	0
6	Ollie WALKER (Honda)	71	80	3	10	8 10	7 10	13	13														0	0	0
7	Casey O'GORMAN (Honda)	70	81	1	25 25				20														2	1	0
8	Cormac BUCHANAN (Honda)	66	85	4	11 13 16	10		16															0	0	2
9	Harrison CROSBY (Honda)	52	99	14	9 10	16	6 5		6														0	0	1
10	Ryan HITCHCOCK (Honda)	44	107	8	13	7	13 11																0	0	0
11	Kiyano VEIJER (Honda)	39	112	5		7 8	3 4	8	9														0	0	0
12	Sullivan MOUNSEY (Honda)	38	113	1	8		9 7	7	7														0	0	0
13	Bailey STUART-CAMPBELL (Honda)	34	117	4	6	9 9	4 6																0	0	0
14	Troy JEFFREY (Honda)	34	117	0	4 7	10		9	4														0	0	0
15	Rossi BANHAM (Honda)	27	124	7		5	5 8	4	5														0	0	0
16	Mason JOHNSON (Honda)	20	131	7	7 4	1 5			3														0	0	0
17	Rossi DOBSON (Honda)	15	136	5	6	2 3	2		2														0	0	0
18	Rhys STEPHENSON (Honda)	14	137	1	5 1		1 2	5															0	0	0
19	Luca HOPKINS (Honda)	13	138	1	1 2	3 4	1	2															0	0	0
20	Lucas BROWN (Honda)	12	139	1	2	1	3	6															0	0	0
21	Harrison MACKAY (Honda)	7	144	5	3 3			1															0	0	0
22	Harley McCABE (Honda)	5	146	2		2		3															0	0	0
21	Lucas HILL (Honda)	4	147	1		4																	0	0	0
22	Josh BANNISTER (Honda)	1	150	3				1															0	0	0

RACE 2 - GRID (20 Laps)

ROW 10	30	51	Holly HARRIS	1:20.326	29	22	Anthony EAGLE	1:20.079	28	65	Alexander ROWAN	1:19.902	
ROW 9		27	99	Peter WILLIS	1:19.527	26	44	Lucas HILL	1:18.586	25	61	Harrison MACKAY	1:18.464
ROW 8	24	2	Rhys COATES	1:18.429	23	33	JJ CUNNINGHAM	1:18.252	22	41	Luca HOPKINS	1:17.866	
ROW 7		21	14	Evann PENDRILL	1:17.838	20	23	Rhys STEPHENSON	1:17.772	19	29	Lucas BROWN	1:17.772
ROW 6	18	8	Ross MOORE	1:17.689	17	12	Josh BANNISTER	1:17.680	16	5	Mason JOHNSON	1:17.438	
ROW 5		15	66	Rossi DOBSON	1:17.270	14	15	Harrison CROSBY	1:16.878	13	4	Sullivan MOUNSEY	1:16.823
ROW 4	12	96	Rossi BANHAM	1:16.792	11	21	Troy JEFFREY	1:16.712	10	37	Corey TINKER	1:16.473	
ROW 3		9	9	Bailey STUART-CAMPBELL	1:16.215	8	53	Kiyano VEIJER	1:15.696	7	48	Ollie WALKER	1:15.681
ROW 2	6	7	Jamie LYONS	1:15.602	5	34	James COOK	1:15.478	4	57	Johnny GARNES	1:15.462	
ROW 1		3	52	Evan BELFORD	1:15.419	2	67	Casey O'GORMAN	1:15.381	1	74	Carter BROWN	1:15.265
												Pole	

These results are provisional until the conclusion of any judicial and technical matters.

Donington Park National
Circuit Length = 1.9790 miles

Race Director : Stuart Higgs	Stewards :	Timekeeper : Richard Evans
------------------------------	------------	----------------------------

Results can be found at www.britishsuperbike.com

Printed - 14:22 Saturday, 14 August 2021



POS	NO	NAME	NAT	ENTRY	LAPS	TIME	GAP	DIFF	MPH	BEST	ON
1	67	Casey O'GORMAN	GBR	Honda - Microlise Cresswell Racing	20	25:27.589			93.19	1:15.720	7
2	57	Johnny GARNESSE	GBR	Honda - City Lifting by RS Racing	20	25:27.835	0.246	0.246	93.17	1:15.527	19
3	34	James COOK	GBR	Honda - Wilson Racing	20	25:27.996	0.407	0.161	93.16	1:15.387	7
4	7	Jamie LYONS	GBR	Honda - C&M Motors Ltd / Tooltec Racing	20	25:28.187	0.598	0.191	93.15	1:15.567	8
5	9	Bailey STUART-CAMPBELL	GBR	Honda - Team 151s	20	25:28.217	0.628	0.030	93.15	1:15.185	20
6	48	Ollie WALKER	GBR	Honda - Moto Rapido / SP125 Racing	20	25:28.424	0.835	0.207	93.13	1:15.519	19
7	74*	Carter BROWN	GBR	Honda - City Lifting by RS Racing	20	25:29.648	2.059	1.224	93.06	1:15.584	15
8	53*	Kiyano VEIJER	NLD	Honda - Microlise Cresswell Racing	20	25:29.878	2.289	0.230	93.05	1:15.523	8
9	52*	Evan BELFORD	GBR	Honda - City Lifting by RS Racing	20	25:31.348	3.759	1.470	92.96	1:15.448	7
10	21	Troy JEFFREY	GBR	Honda - Stiggymotorsport	20	25:53.102	25.513	21.754	91.65	1:16.573	3
11	15	Harrison CROSBY	GBR	Honda - Banks Racing	20	25:53.180	25.591	0.078	91.65	1:16.449	3
12	4	Sullivan MOUNSEY	GBR	Honda - iForce Lloyd & Jones	20	25:59.001	31.412	5.821	91.31	1:15.679	12
13	96	Rossi BANHAM	GBR	Honda - MJL Racing	20	26:01.327	33.738	2.326	91.17	1:17.083	6
14	23	Rhys STEPHENSON	GBR	Honda - Rocket Racing	20	26:04.771	37.182	3.444	90.97	1:16.609	20
15	37	Corey TINKER	GBR	Honda - CT Racing	20	26:04.831	37.242	0.060	90.97	1:16.032	15
16	29	Lucas BROWN	GBR	Honda - Amphibian Scaffolding / SP125 Racing	20	26:07.446	39.857	2.615	90.82	1:17.204	19
17	41	Luca HOPKINS	GBR	Honda - Wilson Racing	20	26:07.669	40.080	0.223	90.80	1:17.259	19
18	14	Evann PENDRILL	GBR	Honda - EPRacing / SP125 Racing	20	26:07.768	40.179	0.099	90.80	1:17.152	19
19	8	Ross MOORE	GBR	Honda - B Moore Honda	20	26:08.212	40.623	0.444	90.77	1:17.169	17
20	12	Josh BANNISTER	GBR	Honda - Dunsley Heat Racing	20	26:08.480	40.891	0.268	90.76	1:17.146	12
21	66*	Rossi DOBSON	GBR	Honda - WM Racing	20	26:08.895	41.306	0.415	90.73	1:17.144	19
22	33	JJ CUNNINGHAM	GBR	Honda - Thorneycroft56 / JCRsupersport	20	26:31.693	1:04.104	22.798	89.43	1:18.289	9
23	2	Rhys COATES	GBR	Honda - Ernie Coates Race Support / SP125 Racing	20	26:31.741	1:04.152	0.048	89.43	1:18.666	14
24	44	Lucas HILL	GBR	Honda - Ashcourt Racing	20	26:31.865	1:04.276	0.124	89.42	1:18.645	9
25	61	Harrison MACKAY	GBR	Honda - True Heroes Racing / Super Soco	20	26:31.927	1:04.338	0.062	89.42	1:18.629	11
26	99	Peter WILLIS	GBR	Honda - WM Racing	20	26:41.818	1:14.229	9.891	88.87	1:19.179	7
27	65	Alexander ROWAN	GBR	Honda - Victoria House Mortimer Racing	19	25:36.493	1 Lap	1 Lap	88.01	1:18.536	11
28	22	Anthony EAGLE	UZB	Honda - Microlise Cresswell Racing	19	25:43.453	1 Lap	6.960	87.61	1:19.930	11
29	51	Holly HARRIS	GBR	Honda - MJL Racing	19	25:43.668	1 Lap	0.215	87.60	1:19.712	10

NOT CLASSIFIED

DNF	5	Mason JOHNSON	GBR	Honda - Johnson Racing	11	14:25.884	9 Laps	8 Laps	90.35	1:17.659	4
-----	---	---------------	-----	------------------------	----	-----------	--------	--------	-------	----------	---

FASTEST LAP

9	Bailey STUART-CAMPBELL	GBR	Honda - Team 151s	20	1:15.185	94.76 mph	152.50 kph
---	------------------------	-----	-------------------	----	----------	-----------	------------

New Lap Record

#53 - 2 second time penalty - Overtaking under yellow flags at T1 - Lap 13

#74 - Long lap equivalent penalty (2 Seconds) - Course cut T9/10 Lap 13

#52 - Long lap equivalent penalty (2 Seconds) - Course cut T9/10 Lap 16

#66 - Long lap equivalent penalty (2 Seconds) - Course cut T9/10 Lap 18

Weather / Track : Cloudy / Dry

These results are provisional until the conclusion of any judicial and technical matters.

Donington Park National: 1.9790 miles

Race Distance: 20 Laps / 39.58 miles

Start: 17:55 Flag 18:20 End: 18:23

Race Director : Stuart Higgs	Stewards :	Timekeeper : Richard Evans
------------------------------	------------	----------------------------

Results can be found at www.britishsuperbike.com

Printed - 18:29 Saturday, 14 August 2021



MCRCB BULLETIN TK246

2021 Bennetts British Superbike Championship - Round 5

2021 Honda British Talent Cup

RACE 2 - LAP CHART

8	40.623	1:17.459
12	40.891	1:18.095
33	1:04.104	1:19.684
2	1:04.152	1:19.817
44	1:04.276	1:19.492
61	1:04.338	1:19.218
99	1:14.229	1:19.309

MCRCB BULLETIN TK247

2021 Bennetts British Superbike Championship - Round 5

2021 Honda British Talent Cup

RACE 2 - POSITION CHART

No	Name	Lap																				
		Pos	1	2	3	4	5	6	7	8	9	10	11	12	13	14	15	16	17	18	19	20
74	BROWN	1	57	57	67	67	67	57	57	57	57	67	67	67	67	53	53	53	67	74	67	67
67	O'GORMAN	2	67	67	57	74	57	67	67	67	67	74	74	74	53	67	67	67	74	67	74	74
52	BELFORD	3	34	74	74	57	74	74	74	74	74	57	57	53	57	57	57	74	34	34	34	57
57	GARNESS	4	52	52	52	48	48	48	34	34	52	34	53	57	74	74	74	57	53	53	53	53
34	COOK	5	74	48	48	52	52	34	52	52	34	52	52	48	52	52	48	34	48	9	57	34
7	LYONS	6	48	4	4	34	34	52	48	48	48	53	34	52	48	48	52	48	9	57	48	7
48	WALKER	7	4	34	34	4	53	53	53	53	53	48	48	34	34	7	7	9	7	48	7	9
53	VEIJER	8	7	7	53	53	9	9	9	9	7	7	7	7	7	34	34	52	57	7	9	48
9	STUART-CAMPBELL	9	53	53	9	9	4	7	7	7	9	4	4	4	4	4	9	7	52	52	52	52
37	TINKER	10	9	9	7	7	7	4	4	4	4	9	9	9	9	9	21	21	21	21	15	21
21	JEFFREY	11	37	37	37	15	21	21	15	15	21	15	15	15	21	21	15	15	15	15	21	15
96	BANHAM	12	21	15	15	21	15	15	21	21	15	21	21	21	15	15	96	4	4	4	4	4
4	MOUNSEY	13	15	21	21	37	96	96	96	96	96	96	96	96	96	96	4	96	96	96	96	96
15	CROSBY	14	96	96	96	96	5	5	23	5	5	23	23	23	23	23	23	23	23	37	37	23
66	DOBSON	15	66	29	29	29	29	41	5	23	23	5	5	29	41	41	41	66	37	23	23	37
5	JOHNSON	16	5	66	5	5	23	23	41	41	41	29	29	41	66	66	66	41	41	66	66	66
12	BANNISTER	17	29	5	66	66	66	29	29	66	29	66	41	66	29	29	29	29	29	41	41	29
8	MOORE	18	12	23	23	23	14	66	66	29	66	41	66	14	14	14	14	37	66	29	29	41
29	BROWN	19	23	12	14	14	41	14	14	14	14	14	14	12	12	12	12	14	14	14	14	14
23	STEPHENSON	20	14	41	12	41	12	8	8	12	12	12	12	8	8	8	37	12	12	12	12	8
14	PENDRILL	21	41	14	41	12	8	12	12	8	8	8	8	37	37	37	8	8	8	8	8	12
41	HOPKINS	22	8	8	8	8	44	44	44	44	37	37	37	33	33	33	33	33	33	33	2	33
33	CUNNINGHAM	23	2	33	61	61	61	61	61	61	44	33	33	44	44	44	44	44	44	2	33	2
2	COATES	24	33	2	33	33	33	33	33	33	33	33	44	44	61	61	61	61	61	2	44	44
61	MACKAY	25	61	61	44	44	2	2	2	37	61	61	61	2	2	2	2	2	61	61	61	61
44	HILL	26	44	44	2	2	99	99	99	2	2	2	2	99	99	99	99	99	99	99	99	99
99	WILLIS	27	22	99	99	99	22	37	37	99	99	99	99	65	65	65	65	65	65	65	65	65
65	ROWAN	28	99	22	22	22	37	22	22	22	22	22	65	22	22	22	22	22	22	22	22	22
22	EAGLE	29	51	51	51	51	51	51	51	51	65	65	22	51	51	51	51	51	51	51	51	51
51	HARRIS	30	65	65	65	65	65	65	65	65	51	51	51									

Weather / Track : Cloudy / Dry

Results can be found at www.tsl-timing.com

Donington Park National
 Circuit Length = 1.9790 miles
 Start: 17:55 Flag 18:20 End: 18:23

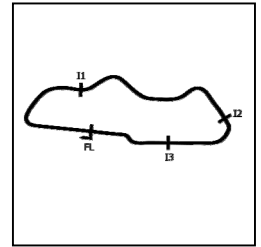
Printed - 18:26 Saturday, 14 August 2021

MCRCB BULLETIN TK248

2021 Bennetts British Superbike Championship - Round 5

2021 Honda British Talent Cup

RACE 2 - SECTOR ANALYSIS



SECTOR 1 = FL to I1, SECTOR 2 = I1 to I2, SECTOR 3 = I2 to I3, SECTOR 4 = I3 to FL, DIFF = Difference To Personal Best Lap, P = Crossed Finish Line in Pit Lane, D = Time Disallowed

P1 67		Casey O'GORMAN				Honda - Microlise Cresswell Racing					
IDEAL LAP TIME : 1:15.375		BEST LAP TIME : 1:15.720				DIFFERENCE : 0.345					
LAP	SECTOR 1	SECTOR 2	SECTOR 3	SECTOR 4	LAP TIME	MPH	DIFF	TIME OF DAY			
1 -		113.7	27.939	13.207	123.1	13.634	106.6	1:19.887	89.18	4.167	17:56:33.568
2 -	21.543	115.1	27.716	13.179	121.7	13.711	106.3	1:16.149	93.56	0.429	17:57:49.717
3 -	21.596	116.5	27.891	13.347	119.6	13.706	105.3	1:16.540	93.08	0.820	17:59:06.257
4 -	21.706	113.3	27.621	13.234	119.8	13.620	105.3	1:16.181	93.52	0.461	18:00:22.438
5 -	21.771	113.1	27.621	13.238	119.6	13.726	105.8	1:16.356	93.30	0.636	18:01:38.794
6 -	21.688	113.3	27.413	13.227	118.9	13.577	107.0	1:15.905 (3)	93.86	0.185	18:02:54.699
7 -	21.595	114.9	27.370	13.196	119.8	13.559	107.3	1:15.720 (1)	94.09		18:04:10.419
8 -	21.520	112.7	27.539	13.392	120.9	13.590	106.5	1:16.041	93.69	0.321	18:05:26.460
9 -	21.520	112.7	27.636	13.253	121.5	13.562	106.8	1:15.971	93.78	0.251	18:06:42.431
10 -	21.640	114.7	27.915	13.318	120.0	13.536	105.6	1:16.409	93.24	0.689	18:07:58.840
11 -	21.708	115.1	27.584	13.263	120.0	13.602	105.3	1:16.157	93.55	0.437	18:09:14.997
12 -	21.644	115.1	27.506	13.264	120.0	13.491	105.1	1:15.905 (3)	93.86	0.185	18:10:30.902
13 -	21.867	114.9	27.434	13.271	119.8	13.583	105.8	1:16.155	93.55	0.435	18:11:47.057
14 -	21.753	115.3	27.347	13.279	120.2	13.752	105.6	1:16.131	93.58	0.411	18:13:03.188
15 -	21.728	114.5	27.529	13.127	122.9	13.719	105.1	1:16.103	93.61	0.383	18:14:19.291
16 -	21.590	113.3	27.856	13.280	123.5	13.673	108.0	1:16.399	93.25	0.679	18:15:35.690
17 -	21.467	113.9	28.357	13.378	119.4	13.602	105.6	1:16.804	92.76	1.084	18:16:52.494
18 -	21.756	113.1	27.858	13.289	119.4	13.701	107.3	1:16.604	93.00	0.884	18:18:09.098
19 -	21.607	114.9	27.290	13.241	120.4	13.598	106.3	1:15.736 (2)	94.07	0.016	18:19:24.834
20 -	21.570	114.9	27.345	13.140	122.0	14.381	104.5	1:16.436	93.21	0.716	18:20:41.270

P2 57		Johnny GARNESSE				Honda - City Lifting by RS Racing					
IDEAL LAP TIME : 1:14.757		BEST LAP TIME : 1:15.527				DIFFERENCE : 0.770					
LAP	SECTOR 1	SECTOR 2	SECTOR 3	SECTOR 4	LAP TIME	MPH	DIFF	TIME OF DAY			
1 -		113.5	27.863	13.299	121.5	13.559	107.0	1:19.734	89.35	4.207	17:56:33.415
2 -	21.575	114.5	27.515	13.212	121.7	13.462	107.2	1:15.764	94.03	0.237	17:57:49.179
3 -	21.555	112.5	28.663	13.348	119.6	13.727	106.0	1:17.293	92.17	1.766	17:59:06.472
4 -	21.775	113.7	27.928	13.150	123.8	13.734	108.0	1:16.587	93.02	1.060	18:00:23.059
5 -	21.625	115.1	27.560	13.063	123.3	13.586	107.8	1:15.834	93.95	0.307	18:01:38.893
6 -	21.751	114.3	27.461	13.010	122.9	13.510	106.5	1:15.732	94.07	0.205	18:02:54.625
7 -	21.818	115.9	27.406	12.992	122.6	13.499	106.3	1:15.715 (3)	94.09	0.188	18:04:10.340
8 -	21.497	115.3	27.447	13.416	121.3	13.574	106.5	1:15.934	93.82	0.407	18:05:26.274
9 -	21.512	113.3	27.696	13.243	121.1	13.468	107.2	1:15.919	93.84	0.392	18:06:42.193
10 -	21.777	114.9	28.280	13.234	122.2	13.737	108.4	1:17.028	92.49	1.501	18:07:59.221
11 -	21.774	116.9	27.506	13.081	117.1	13.691	108.4	1:16.052	93.68	0.525	18:09:15.273
12 -	21.775	116.9	27.757	13.030	123.5	13.621	108.5	1:16.183	93.52	0.656	18:10:31.456
13 -	21.877	115.9	27.417	13.054	121.7	13.908	106.8	1:16.256	93.43	0.729	18:11:47.712
14 -	21.441	117.5	27.362	12.980	121.5	13.860	108.2	1:15.643 (2)	94.18	0.116	18:13:03.355
15 -	21.692	117.9	27.741	12.970	123.1	13.624	108.2	1:16.027	93.71	0.500	18:14:19.382
16 -	21.915	121.5	27.732	13.092	124.2	13.982	108.2	1:16.721	92.86	1.194	18:15:36.103
17 -	21.464	116.3	29.364	12.996	122.9	13.563	107.8	1:17.387	92.06	1.860	18:16:53.490
18 -	21.738	118.1	27.712	13.009	125.4	14.045	107.2	1:16.504	93.12	0.977	18:18:09.994
19 -	21.321	115.9	27.736	12.930	125.2	13.540	107.7	1:15.527 (1)	94.33		18:19:25.521
20 -	21.585	116.1	27.044	12.996	124.5	14.370	106.3	1:15.995	93.75	0.468	18:20:41.516

Weather / Track : Cloudy / Dry

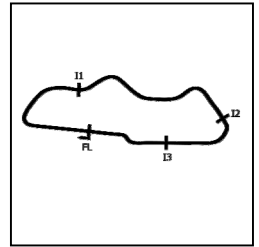
Donington Park National
Circuit Length = 1.9790 miles
Start: 17:55 Flag 18:20 End: 18:23

MCRCB BULLETIN TK248

2021 Bennetts British Superbike Championship - Round 5

2021 Honda British Talent Cup

RACE 2 - SECTOR ANALYSIS



SECTOR 1 = FL to I1, SECTOR 2 = I1 to I2, SECTOR 3 = I2 to I3, SECTOR 4 = I3 to FL, DIFF = Difference To Personal Best Lap, P = Crossed Finish Line in Pit Lane, D = Time Disallowed

P3 34		James COOK				Honda - Wilson Racing				
IDEAL LAP TIME : 1:15.047		BEST LAP TIME : 1:15.387				DIFFERENCE : 0.340				
LAP	SECTOR 1	SECTOR 2	SECTOR 3	SECTOR 4	LAP TIME	MPH	DIFF	TIME OF DAY		
1 -		113.7	27.836	13.273 121.5	13.905 103.4	1:20.628	88.36	5.241	17:56:34.309	
2 -	22.151	110.1	27.565	13.249 120.6	14.152 105.0	1:17.117	92.38	1.730	17:57:51.426	
3 -	21.881	115.7	27.477	13.208 120.6	13.793 105.3	1:16.359	93.30	0.972	17:59:07.785	
4 -	21.640	117.3	27.411	13.166 121.3	13.963 104.2	1:16.180	93.52	0.793	18:00:23.965	
5 -	21.939	116.7	27.321	13.285 118.7	13.584 103.7	1:16.129	93.58	0.742	18:01:40.094	
6 -	21.771	117.1	27.245	13.058 121.7	13.532 106.0	1:15.606 (2)	94.23	0.219	18:02:55.700	
7 -	21.523	116.9	27.185	13.197 120.6	13.482 105.5	1:15.387 (1)	94.50		18:04:11.087	
8 -	21.662	117.5	27.200	13.161 120.9	13.731 106.0	1:15.754 (3)	94.04	0.367	18:05:26.841	
9 -	21.718	117.5	27.498	13.243 121.7	13.635 106.6	1:16.094	93.62	0.707	18:06:42.935	
10 -	21.680	115.9	28.036	13.234 120.9	13.745 104.2	1:16.695	92.89	1.308	18:07:59.630	
11 -	21.800	115.7	27.617	13.083 122.2	13.853 105.8	1:16.353	93.31	0.966	18:09:15.983	
12 -	21.780	114.1	27.430	13.066 123.8	13.895 106.1	1:16.171	93.53	0.784	18:10:32.154	
13 -	21.698	116.5	27.431	13.172 122.0	13.749 106.3	1:16.050	93.68	0.663	18:11:48.204	
14 -	21.822	115.9	27.528	13.105 121.7	13.701 105.1	1:16.156	93.55	0.769	18:13:04.360	
15 -	21.759	119.8	27.552	13.206 120.9	13.326 106.1	1:15.843	93.93	0.456	18:14:20.203	
16 -	21.779	117.3	27.511	13.134 122.6	13.747 105.0	1:16.171	93.53	0.784	18:15:36.374	
17 -	21.504	120.9	28.012	13.410 120.4	13.463 105.8	1:16.389	93.26	1.002	18:16:52.763	
18 -	21.753	113.1	27.772	13.226 120.6	13.744 106.1	1:16.495	93.13	1.108	18:18:09.258	
19 -	21.804	114.3	27.459	13.188 120.9	13.665 104.8	1:16.116	93.60	0.729	18:19:25.374	
20 -	21.834	115.1	27.159	13.218 120.4	14.092 102.2	1:16.303	93.37	0.916	18:20:41.677	

P4 7		Jamie LYONS				Honda - C&M Motors Ltd / Tooltec Racing				
IDEAL LAP TIME : 1:15.252		BEST LAP TIME : 1:15.567				DIFFERENCE : 0.315				
LAP	SECTOR 1	SECTOR 2	SECTOR 3	SECTOR 4	LAP TIME	MPH	DIFF	TIME OF DAY		
1 -		114.3	27.858	13.277 118.1	13.806 104.6	1:21.296	87.63	5.729	17:56:34.977	
2 -	21.756	110.7	27.636	13.168 122.2	14.014 103.8	1:16.574	93.04	1.007	17:57:51.551	
3 -	21.904	115.3	27.653	13.237 119.6	13.848 105.1	1:16.642	92.96	1.075	17:59:08.193	
4 -	21.654	118.5	27.405	13.261 120.2	13.830 105.0	1:16.150	93.56	0.583	18:00:24.343	
5 -	22.049	110.9	27.402	13.257 121.7	13.576 105.3	1:16.284	93.39	0.717	18:01:40.627	
6 -	21.646	117.3	27.358	13.308 117.7	13.546 104.3	1:15.858	93.92	0.291	18:02:56.485	
7 -	21.615	118.9	27.238	13.254 120.0	13.543 105.5	1:15.650 (2)	94.17	0.083	18:04:12.135	
8 -	21.565	119.6	27.235	13.257 118.1	13.510 105.1	1:15.567 (1)	94.28		18:05:27.702	
9 -	21.620	120.4	27.524	13.348 115.9	13.588 104.0	1:16.080	93.64	0.513	18:06:43.782	
10 -	21.706	121.1	27.502	13.533 118.7	13.635 104.5	1:16.376	93.28	0.809	18:08:00.158	
11 -	21.674	120.6	27.397	13.259 120.2	13.734 104.8	1:16.064	93.66	0.497	18:09:16.222	
12 -	21.648	120.0	27.458	13.180 120.2	13.831 104.5	1:16.117	93.60	0.550	18:10:32.339	
13 -	21.913	120.0	27.175	13.170 121.3	13.818 104.3	1:16.076	93.65	0.509	18:11:48.415	
14 -	21.774	116.1	27.133	13.186 121.3	13.640 102.9	1:15.733	94.07	0.166	18:13:04.148	
15 -	21.739	121.1	27.288	13.256 120.9	13.684 103.7	1:15.967	93.78	0.400	18:14:20.115	
16 -	21.653	120.6	28.138	13.216 120.6	13.758 104.0	1:16.765	92.81	1.198	18:15:36.880	
17 -	21.788	119.8	27.799	13.327 121.1	13.641 105.1	1:16.555	93.06	0.988	18:16:53.435	
18 -	21.624	120.9	27.920	13.373 120.2	13.765 104.2	1:16.682	92.91	1.115	18:18:10.117	
19 -	21.600	119.1	27.598	13.246 121.1	13.645 103.2	1:16.089	93.63	0.522	18:19:26.206	
20 -	21.826	120.6	27.009	13.227 117.5	13.600 103.5	1:15.662 (3)	94.16	0.095	18:20:41.868	

Weather / Track : Cloudy / Dry

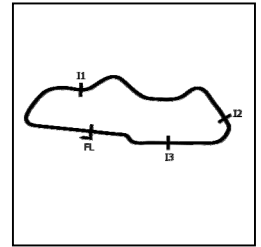
Donington Park National
Circuit Length = 1.9790 miles
Start: 17:55 Flag 18:20 End: 18:23

MCRCB BULLETIN TK248

2021 Bennetts British Superbike Championship - Round 5

2021 Honda British Talent Cup

RACE 2 - SECTOR ANALYSIS



SECTOR 1 = FL to I1, SECTOR 2 = I1 to I2, SECTOR 3 = I2 to I3, SECTOR 4 = I3 to FL, DIFF = Difference To Personal Best Lap, P = Crossed Finish Line in Pit Lane, D = Time Disallowed

P5		9				Bailey STUART-CAMPBELL		Honda - Team 151s			
IDEAL LAP TIME : 1:14.839		BEST LAP TIME : 1:15.185				DIFFERENCE : 0.346					
LAP	SECTOR 1	SECTOR 2	SECTOR 3	SECTOR 4	LAP TIME	MPH	DIFF	TIME OF DAY			
1 -		113.7	27.960	13.250	122.9	13.935	107.0	1:21.645	87.26	6.460	17:56:35.326
2 -	21.818	117.7	27.650	13.260	122.0	13.721	107.3	1:16.449	93.19	1.264	17:57:51.775
3 -	21.785	114.5	27.654	13.073	123.5	13.726	106.8	1:16.238	93.45	1.053	17:59:08.013
4 -	21.669	112.5	27.321	13.258	121.7	13.940	107.5	1:16.188	93.51	1.003	18:00:24.201
5 -	22.001	110.3	27.325	13.238	122.2	13.504	107.3	1:16.068	93.66	0.883	18:01:40.269
6 -	21.713	116.7	27.457	13.095	123.5	13.596	107.8	1:15.861	93.91	0.676	18:02:56.130
7 -	21.625	113.9	27.432	13.171	122.0	13.621	106.3	1:15.849	93.93	0.664	18:04:11.979
8 -	21.539	118.5	27.266	13.151	121.7	13.637	106.6	1:15.593 (3)	94.25	0.408	18:05:27.572
9 -	21.470	113.7	27.932	13.360	120.2	13.758	106.0	1:16.520	93.10	1.335	18:06:44.092
10 -	22.163	115.9	27.470	13.386	120.6	13.811	106.5	1:16.830	92.73	1.645	18:08:00.922
11 -	21.623	114.5	27.590	13.274	121.3	13.814	104.0	1:16.301	93.37	1.116	18:09:17.223
12 -	21.782	117.5	27.361	13.384	120.6	13.657	105.6	1:16.184	93.51	0.999	18:10:33.407
13 -	21.794	119.6	27.399	13.281	121.1	13.596	105.8	1:16.070	93.65	0.885	18:11:49.477
14 -	21.561	118.3	27.405	13.233	121.5	13.461	107.5	1:15.660	94.16	0.475	18:13:05.137
15 -	21.597	117.7	27.323	13.148	122.4	13.414	106.3	1:15.482 (2)	94.38	0.297	18:14:20.619
16 -	21.494	117.1	27.637	13.030	124.9	13.927	106.3	1:16.088	93.63	0.903	18:15:36.707
17 -	21.402	114.9	28.155	13.415	122.2	13.623	106.1	1:16.595	93.01	1.410	18:16:53.302
18 -	21.568	113.5	27.642	13.073	122.9	14.304	105.8	1:16.587	93.02	1.402	18:18:09.889
19 -	21.699	118.7	27.556	13.292	121.5	14.277	104.3	1:16.824	92.73	1.639	18:19:26.713
20 -	21.532	120.6	26.993	13.122	120.4	13.538	107.3	1:15.185 (1)	94.76		18:20:41.898

P6		48				Ollie WALKER		Honda - Moto Rapido / SP125 Racing			
IDEAL LAP TIME : 1:14.981		BEST LAP TIME : 1:15.519				DIFFERENCE : 0.538					
LAP	SECTOR 1	SECTOR 2	SECTOR 3	SECTOR 4	LAP TIME	MPH	DIFF	TIME OF DAY			
1 -		112.7	27.954	13.227	118.9	13.907	105.3	1:20.899	88.06	5.380	17:56:34.580
2 -	21.982	111.6	27.297	13.348	121.1	13.691	106.1	1:16.318	93.35	0.799	17:57:50.898
3 -	21.643	115.9	27.769	13.227	121.3	13.685	106.3	1:16.324	93.34	0.805	17:59:07.222
4 -	21.642	115.7	27.462	13.310	120.0	13.644	105.1	1:16.058	93.67	0.539	18:00:23.280
5 -	21.719	116.5	27.535	12.995	121.1	13.752	105.8	1:16.001	93.74	0.482	18:01:39.281
6 -	21.838	116.7	27.702	13.248	119.1	13.476	104.6	1:16.264	93.42	0.745	18:02:55.545
7 -	21.914	115.5	27.351	13.131	120.6	13.576	105.8	1:15.972	93.77	0.453	18:04:11.517
8 -	21.492	117.3	27.213	13.132	122.0	13.763	106.5	1:15.600 (2)	94.24	0.081	18:05:27.117
9 -	21.569	116.7	27.487	13.209	122.0	13.715	106.5	1:15.980	93.76	0.461	18:06:43.097
10 -	21.626	116.9	28.166	13.099	122.4	14.057	103.0	1:16.948	92.59	1.429	18:08:00.045
11 -	21.616	115.3	27.470	13.063	120.9	13.893	106.3	1:16.042	93.69	0.523	18:09:16.087
12 -	21.537	117.3	27.474	13.098	122.4	13.681	105.3	1:15.790	94.00	0.271	18:10:31.877
13 -	21.845	117.1	27.362	13.219	121.1	13.779	105.6	1:16.205	93.49	0.686	18:11:48.082
14 -	21.939	116.1	27.143	13.254	120.9	13.705	105.3	1:16.041	93.69	0.522	18:13:04.123
15 -	21.544	119.4	27.376	13.200	121.7	13.505	104.5	1:15.625 (3)	94.21	0.106	18:14:19.748
16 -	21.688	118.5	28.125	13.130	122.9	13.855	105.8	1:16.798	92.77	1.279	18:15:36.546
17 -	21.453	119.1	28.151	13.413	120.9	13.537	106.5	1:16.554	93.06	1.035	18:16:53.100
18 -	21.662	116.5	27.940	13.113	122.2	14.288	105.3	1:17.003	92.52	1.484	18:18:10.103
19 -	21.367	119.1	27.445	13.039	122.9	13.668	106.3	1:15.519 (1)	94.34		18:19:25.622
20 -	21.671	117.3	27.210	13.153	120.4	14.449	101.9	1:16.483	93.15	0.964	18:20:42.105

Weather / Track : Cloudy / Dry

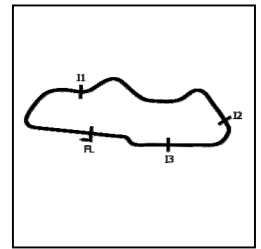
Donington Park National
Circuit Length = 1.9790 miles
Start: 17:55 Flag 18:20 End: 18:23

MCRCB BULLETIN TK248

2021 Bennetts British Superbike Championship - Round 5

2021 Honda British Talent Cup

RACE 2 - SECTOR ANALYSIS



SECTOR 1 = FL to I1, SECTOR 2 = I1 to I2, SECTOR 3 = I2 to I3, SECTOR 4 = I3 to FL, DIFF = Difference To Personal Best Lap, P = Crossed Finish Line in Pit Lane, D = Time Disallowed

P7 74		Carter BROWN				Honda - City Lifting by RS Racing				
IDEAL LAP TIME : 1:15.061		BEST LAP TIME : 1:15.584				DIFFERENCE : 0.523				
LAP	SECTOR 1	SECTOR 2	SECTOR 3	SECTOR 4	LAP TIME	MPH	DIFF	TIME OF DAY		
1 -		112.5	28.122	13.295 120.9	13.853 104.5	1:20.760	88.21	5.176	17:56:34.441	
2 -	21.654	119.4	27.448	13.488 117.7	13.677 103.4	1:16.267	93.41	0.683	17:57:50.708	
3 -	21.714	117.7	27.612	13.234 119.1	13.571 105.3	1:16.131	93.58	0.547	17:59:06.839	
4 -	21.581	119.8	27.637	13.242 118.7	13.534 104.2	1:15.994	93.75	0.410	18:00:22.833	
5 -	21.608	116.7	27.614	13.278 118.9	13.785 105.1	1:16.285	93.39	0.701	18:01:39.118	
6 -	21.855	119.8	27.372	13.171 120.4	13.476 105.1	1:15.874	93.90	0.290	18:02:54.992	
7 -	21.640	119.4	27.499	13.352 119.1	13.377 105.0	1:15.868 (3)	93.90	0.284	18:04:10.860	
8 -	21.526	120.2	27.358	13.260 120.6	13.621 105.0	1:15.765 (2)	94.03	0.181	18:05:26.625	
9 -	21.562	117.1	27.582	13.260 120.9	13.593 104.8	1:15.997	93.74	0.413	18:06:42.622	
10 -	21.569	117.1	27.921	13.392 119.8	13.528 104.3	1:16.410	93.24	0.826	18:07:59.032	
11 -	21.744	119.8	27.564	13.155 120.9	13.674 104.6	1:16.137	93.57	0.553	18:09:15.169	
12 -	21.674	118.7	27.535	13.117 120.9	13.637 102.6	1:15.963	93.79	0.379	18:10:31.132	
13 -	21.967	120.4	27.505	13.227 120.2	14.012 102.4	1:16.711	92.87	1.127	18:11:47.843	
14 -	21.963	119.4	27.079	13.158 120.2	13.821 103.0	1:16.021	93.71	0.437	18:13:03.864	
15 -	21.488	121.3	27.263	13.158 121.3	13.675 103.5	1:15.584 (1)	94.26		18:14:19.448	
16 -	21.691	121.1	27.763	13.338 120.0	13.833 104.5	1:16.625	92.98	1.041	18:15:36.073	
17 -	21.611	123.3	28.036	13.349 119.6	13.553 104.3	1:16.549	93.07	0.965	18:16:52.622	
18 -	21.740	115.9	27.608	13.483 116.7	13.599 103.4	1:16.430	93.21	0.846	18:18:09.052	
19 -	21.853	119.4	27.398	13.138 120.4	13.534 105.3	1:15.923	93.84	0.339	18:19:24.975	
20 -	21.561	118.3	27.355	13.179 121.3	14.259 100.9	1:16.354	93.31	0.770	18:20:41.329	

P8 53		Kiyano VEIJER				Honda - Microlise Cresswell Racing				
IDEAL LAP TIME : 1:15.054		BEST LAP TIME : 1:15.523				DIFFERENCE : 0.469				
LAP	SECTOR 1	SECTOR 2	SECTOR 3	SECTOR 4	LAP TIME	MPH	DIFF	TIME OF DAY		
1 -		113.5	28.079	13.289 122.0	13.977 106.8	1:21.562	87.35	6.039	17:56:35.243	
2 -	21.656	106.6	27.765	13.019 124.0	13.940 108.5	1:16.380	93.27	0.857	17:57:51.623	
3 -	21.651	113.7	27.705	13.064 123.1	13.833 108.4	1:16.253	93.43	0.730	17:59:07.876	
4 -	21.734	112.7	27.306	13.092 122.4	14.072 107.5	1:16.204	93.49	0.681	18:00:24.080	
5 -	21.999	112.5	27.261	13.162 121.7	13.635 108.0	1:16.057	93.67	0.534	18:01:40.137	
6 -	21.671	113.5	27.514	13.025 124.5	13.731 107.7	1:15.941	93.81	0.418	18:02:56.078	
7 -	21.586	111.4	27.364	13.005 124.5	13.808 107.5	1:15.763	94.03	0.240	18:04:11.841	
8 -	21.376	113.1	27.166	13.041 118.9	13.940 108.0	1:15.523 (1)	94.33		18:05:27.364	
9 -	21.571	110.7	27.433	13.096 119.8	13.877 108.0	1:15.977	93.77	0.454	18:06:43.341	
10 -	21.533	110.0	28.115	13.170 124.2	13.828 106.5	1:16.646	92.95	1.123	18:07:59.987	
11 -	21.548	114.5	27.246	13.122 122.2	13.702 107.2	1:15.618 (2)	94.21	0.095	18:09:15.605	
12 -	21.649	112.5	27.349	12.969 123.8	13.747 106.5	1:15.714 (3)	94.09	0.191	18:10:31.319	
13 -	21.645	115.5	27.510	13.090 122.2	13.825 106.6	1:16.070	93.65	0.547	18:11:47.389	
14 -	21.534	117.1	27.482	13.048 122.6	13.680 105.6	1:15.744	94.06	0.221	18:13:03.133	
15 -	21.653	119.1	27.473	13.196 119.8	13.778 105.5	1:16.100	93.62	0.577	18:14:19.233	
16 -	21.774	116.7	27.655	13.293 120.9	13.682 106.3	1:16.404	93.24	0.881	18:15:35.637	
17 -	21.810	114.7	28.565	13.332 122.6	13.638 107.2	1:17.345	92.11	1.822	18:16:52.982	
18 -	21.677	115.7	27.942	13.045 122.4	13.840 108.0	1:16.504	93.12	0.981	18:18:09.486	
19 -	21.680	114.1	27.620	13.010 124.2	13.670 107.8	1:15.980	93.76	0.457	18:19:25.466	
20 -	21.489	112.7	27.074	13.093 123.1	14.437 104.3	1:16.093	93.63	0.570	18:20:41.559	

Weather / Track : Cloudy / Dry

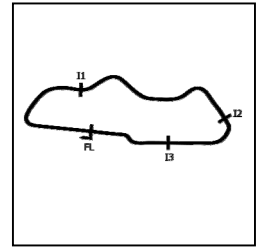
Donington Park National
Circuit Length = 1.9790 miles
Start: 17:55 Flag 18:20 End: 18:23

MCRCB BULLETIN TK248

2021 Bennetts British Superbike Championship - Round 5

2021 Honda British Talent Cup

RACE 2 - SECTOR ANALYSIS



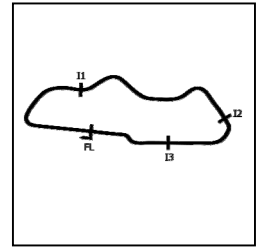
SECTOR 1 = FL to I1, SECTOR 2 = I1 to I2, SECTOR 3 = I2 to I3, SECTOR 4 = I3 to FL, DIFF = Difference To Personal Best Lap, P = Crossed Finish Line in Pit Lane, D = Time Disallowed

P9 52		Evan BELFORD				Honda - City Lifting by RS Racing					
IDEAL LAP TIME : 1:15.227		BEST LAP TIME : 1:15.448				DIFFERENCE : 0.221					
LAP	SECTOR 1	SECTOR 2	SECTOR 3	SECTOR 4	LAP TIME	MPH	DIFF	TIME OF DAY			
1 -		115.1	27.959	13.330	121.3	14.080	105.1	1:20.656	88.33	5.208	17:56:34.337
2 -	21.931	113.5	27.489	13.329	122.0	13.681	106.8	1:16.430	93.21	0.982	17:57:50.767
3 -	21.540	117.9	27.875	13.287	121.5	13.598	106.6	1:16.300	93.37	0.852	17:59:07.067
4 -	21.644	117.7	27.788	13.285	121.3	13.587	108.0	1:16.304	93.37	0.856	18:00:23.371
5 -	21.467	115.1	27.880	13.231	120.4	13.563	106.8	1:16.141	93.57	0.693	18:01:39.512
6 -	21.742	116.1	27.408	13.454	121.3	13.665	107.7	1:16.269	93.41	0.821	18:02:55.781
7 -	21.557	116.5	27.292	13.166	122.9	13.433	107.5	1:15.448 (1)	94.43		18:04:11.229
8 -	21.638	115.9	27.217	13.110	123.3	13.705	108.0	1:15.670 (2)	94.15	0.222	18:05:26.899
9 -	21.551	115.3	27.480	13.309	121.7	13.524	107.3	1:15.864	93.91	0.416	18:06:42.763
10 -	21.717	118.9	27.977	13.359	121.1	13.995	105.6	1:17.048	92.47	1.600	18:07:59.811
11 -	21.481	117.9	27.339	13.227	122.4	14.012	106.1	1:16.059	93.67	0.611	18:09:15.870
12 -	21.647	118.5	27.419	13.197	121.5	13.825	107.5	1:16.088	93.63	0.640	18:10:31.958
13 -	21.647	117.3	27.349	13.280	120.0	13.662	106.8	1:15.938	93.82	0.490	18:11:47.896
14 -	21.761	118.9	27.378	13.215	121.7	13.674	106.1	1:16.028	93.71	0.580	18:13:03.924
15 -	21.634	117.1	27.367	13.267	121.3	13.851	106.1	1:16.119	93.59	0.671	18:14:20.043
16 -	21.543	113.9	27.764	13.226	122.2	14.190	102.4	1:16.723	92.86	1.275	18:15:36.766
17 -	22.034	111.6	28.304	13.687	120.9	13.749	105.0	1:17.774	91.60	2.326	18:16:54.540
18 -	21.636	116.3	27.405	13.273	122.0	13.523	107.2	1:15.837 (3)	93.94	0.389	18:18:10.377
19 -	21.620	117.3	27.480	13.297	122.6	14.000	105.3	1:16.397	93.25	0.949	18:19:26.774
20 -	21.771	116.9	27.316	13.446	120.2	13.722	106.5	1:16.255	93.43	0.807	18:20:43.029

P10 21		Troy JEFFREY				Honda - Stiggymotorsport					
IDEAL LAP TIME : 1:16.143		BEST LAP TIME : 1:16.573				DIFFERENCE : 0.430					
LAP	SECTOR 1	SECTOR 2	SECTOR 3	SECTOR 4	LAP TIME	MPH	DIFF	TIME OF DAY			
1 -		108.7	27.921	13.468	123.8	13.928	106.6	1:22.126	86.75	5.553	17:56:35.807
2 -	21.966	111.6	27.803	13.433	120.6	14.033	106.1	1:17.235	92.24	0.662	17:57:53.042
3 -	21.945	112.2	27.561	13.372	120.6	13.695	106.8	1:16.573 (1)	93.04		17:59:09.615
4 -	21.696	115.3	27.605	13.388	121.3	14.110	105.3	1:16.799 (2)	92.76	0.226	18:00:26.414
5 -	21.917	112.9	27.837	13.384	120.4	13.670	105.0	1:16.808 (3)	92.75	0.235	18:01:43.222
6 -	21.812	110.1	28.097	13.309	121.1	13.906	104.5	1:17.124	92.37	0.551	18:03:00.346
7 -	21.874	110.0	28.226	13.680	115.1	13.846	105.3	1:17.626	91.78	1.053	18:04:17.972
8 -	22.291	107.7	27.846	13.436	120.0	13.724	106.8	1:17.297	92.17	0.724	18:05:35.269
9 -	22.120	106.1	28.078	13.504	119.4	13.789	104.8	1:17.491	91.94	0.918	18:06:52.760
10 -	22.080	110.9	28.386	13.456	118.1	13.929	106.8	1:17.851	91.51	1.278	18:08:10.611
11 -	21.989	112.7	28.264	13.606	113.9	13.949	106.3	1:17.808	91.56	1.235	18:09:28.419
12 -	22.493	110.9	27.837	13.505	115.1	14.388	103.8	1:18.223	91.08	1.650	18:10:46.642
13 -	22.263	111.2	27.986	13.474	118.7	13.779	105.0	1:17.502	91.92	0.929	18:12:04.144
14 -	21.945	111.1	27.670	13.410	119.4	13.922	103.7	1:16.947	92.59	0.374	18:13:21.091
15 -	22.006	109.4	27.966	13.568	118.7	13.779	105.5	1:17.319	92.14	0.746	18:14:38.410
16 -	22.013	112.9	27.988	13.539	117.5	13.577	104.8	1:17.117	92.38	0.544	18:15:55.527
17 -	21.949	111.2	27.844	13.480	118.9	13.654	104.6	1:16.927	92.61	0.354	18:17:12.454
18 -	21.945	111.2	28.474	13.503	119.1	13.648	105.1	1:17.570	91.84	0.997	18:18:30.024
19 -	22.360	109.4	28.682	13.645	114.7	13.966	106.6	1:18.653	90.58	2.080	18:19:48.677
20 -	22.340	108.9	28.364	13.514	115.7	13.888	106.5	1:18.106	91.21	1.533	18:21:06.783

Weather / Track : Cloudy / Dry

Donington Park National
Circuit Length = 1.9790 miles
Start: 17:55 Flag 18:20 End: 18:23



SECTOR 1 = FL to I1, SECTOR 2 = I1 to I2 SECTOR 3 = I2 to I3, SECTOR 4 = I3 to FL, DIFF = Difference To Personal Best Lap, P = Crossed Finish Line in Pit Lane, D = Time Disallowed

P11 15		Harrison CROSBY				Honda - Banks Racing					
IDEAL LAP TIME : 1:16.283		BEST LAP TIME : 1:16.449				DIFFERENCE : 0.166					
LAP	SECTOR 1	SECTOR 2	SECTOR 3	SECTOR 4	LAP TIME	MPH	DIFF	TIME OF DAY			
1 -		110.5	28.011	13.333 120.4	13.894	103.8	1:22.347	86.51	5.898	17:56:36.028	
2 -	21.974	115.9	27.576	13.465	117.1	13.714	102.7	1:16.729 (2)	92.85	0.280	17:57:52.757
3 -	21.966	116.9	27.494	13.352	116.9	13.637	103.5	1:16.449 (1)	93.19		17:59:09.206
4 -	21.893	117.1	27.450	13.754	116.1	14.040	100.7	1:17.137	92.36	0.688	18:00:26.343
5 -	22.102	114.9	27.852	13.499	118.3	13.649	102.6	1:17.102	92.40	0.653	18:01:43.445
6 -	21.863	117.7	27.641	13.508	116.1	14.099	101.5	1:17.111	92.39	0.662	18:03:00.556
7 -	22.047	116.9	27.765	13.672	115.9	13.782	101.8	1:17.266	92.20	0.817	18:04:17.822
8 -	22.182	114.3	27.742	13.570	115.5	13.869	101.5	1:17.363	92.09	0.914	18:05:35.185
9 -	22.355	107.7	28.084	13.466	119.1	13.794	102.2	1:17.699	91.69	1.250	18:06:52.884
10 -	22.070	115.5	28.020	13.591	115.7	13.931	102.1	1:17.612	91.79	1.163	18:08:10.496
11 -	22.242	116.5	27.927	13.687	115.1	13.946	102.2	1:17.802	91.57	1.353	18:09:28.298
12 -	22.418	115.5	27.901	13.615	115.1	13.936	101.3	1:17.870	91.49	1.421	18:10:46.168
13 -	22.510	114.7	28.032	13.658	115.3	13.950	102.7	1:18.150	91.16	1.701	18:12:04.318
14 -	22.099	116.5	27.724	13.484	116.7	13.740	102.2	1:17.047	92.47	0.598	18:13:21.365
15 -	22.110	115.9	27.848	13.578	117.3	13.834	101.2	1:17.370	92.08	0.921	18:14:38.735
16 -	22.152	116.9	27.709	13.527	116.9	13.748	102.2	1:17.136	92.36	0.687	18:15:55.871
17 -	22.053	116.7	27.681	13.382	117.9	13.680	102.2	1:16.796 (3)	92.77	0.347	18:17:12.667
18 -	21.996	116.9	28.075	13.765	115.5	13.707	102.2	1:17.543	91.87	1.094	18:18:30.210
19 -	22.291	110.5	28.431	13.690	115.1	13.967	101.5	1:18.379	90.89	1.930	18:19:48.589
20 -	22.537	113.1	28.116	13.623	115.5	13.996	102.1	1:18.272	91.02	1.823	18:21:06.861

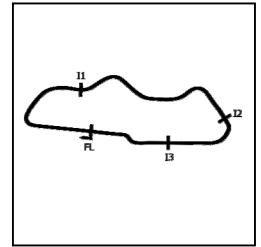
P12 4		Sullivan MOUNSEY				Honda - iForce Lloyd & Jones					
IDEAL LAP TIME : 1:15.171		BEST LAP TIME : 1:15.679				DIFFERENCE : 0.508					
LAP	SECTOR 1	SECTOR 2	SECTOR 3	SECTOR 4	LAP TIME	MPH	DIFF	TIME OF DAY			
1 -		111.4	27.961	13.151	121.7	14.024	105.8	1:21.171	87.77	5.492	17:56:34.852
2 -	21.823	109.4	27.589	13.163	122.4	13.793	105.6	1:16.368	93.29	0.689	17:57:51.220
3 -	21.578	114.3	27.659	13.150	119.6	13.876	106.8	1:16.263	93.42	0.584	17:59:07.483
4 -	21.527	114.1	27.602	13.218	119.6	14.193	106.0	1:16.540	93.08	0.861	18:00:24.023
5 -	22.315	108.9	27.287	13.304	123.1	13.533	107.5	1:16.439	93.20	0.760	18:01:40.462
6 -	21.696	114.5	27.630	13.144	119.6	14.158	105.1	1:16.628	92.97	0.949	18:02:57.090
7 -	21.654	115.1	27.534	13.153	121.1	13.543	106.1	1:15.884	93.88	0.205	18:04:12.974
8 -	21.598	115.9	27.533	13.171	120.6	13.667	106.1	1:15.969	93.78	0.290	18:05:28.943
9 -	21.805	116.5	27.584	13.250	120.6	13.502	105.8	1:16.141	93.57	0.462	18:06:45.084
10 -	21.648	114.1	27.207	13.196	123.1	13.678	105.6	1:15.729 (2)	94.08	0.050	18:08:00.813
11 -	21.616	114.9	27.395	13.042	123.3	13.908	104.6	1:15.961	93.79	0.282	18:09:16.774
12 -	21.420	115.1	27.259	13.049	122.6	13.951	107.5	1:15.679 (1)	94.14		18:10:32.453
13 -	22.035	113.3	27.261	13.070	123.1	13.808	107.0	1:16.174	93.53	0.495	18:11:48.627
14 -	21.779	114.1	27.451	13.056	123.8	13.519	108.9	1:15.805 (3)	93.98	0.126	18:13:04.432
15 -	21.819	119.6	49.259	13.899	117.7	14.108	105.0	1:39.085	71.90	23.406	18:14:43.517
16 -	22.494	110.9	28.012	13.786	117.7	13.999	104.3	1:18.291	91.00	2.612	18:16:01.808
17 -	22.228	110.5	28.190	13.481	117.7	14.066	104.2	1:17.965	91.38	2.286	18:17:19.773
18 -	22.084	112.0	28.165	13.462	118.1	13.830	104.6	1:17.541	91.88	1.862	18:18:37.314
19 -	21.914	112.5	28.281	13.448	118.7	13.832	104.8	1:17.475	91.96	1.796	18:19:54.789
20 -	22.052	112.2	28.273	13.479	118.1	14.089	103.4	1:17.893	91.46	2.214	18:21:12.682

MCRCB BULLETIN TK248

2021 Bennetts British Superbike Championship - Round 5

2021 Honda British Talent Cup

RACE 2 - SECTOR ANALYSIS



SECTOR 1 = FL to I1, SECTOR 2 = I1 to I2, SECTOR 3 = I2 to I3, SECTOR 4 = I3 to FL, DIFF = Difference To Personal Best Lap, P = Crossed Finish Line in Pit Lane, D = Time Disallowed

P13 96		Rossi BANHAM				Honda - MJL Racing					
IDEAL LAP TIME : 1:16.892		BEST LAP TIME : 1:17.083				DIFFERENCE : 0.191					
LAP	SECTOR 1	SECTOR 2	SECTOR 3	SECTOR 4	LAP TIME	MPH	DIFF	TIME OF DAY			
1 -		109.6	28.492	13.634	118.3	13.724	102.1	1:22.830	86.01	5.747	17:56:36.511
2 -	22.275	114.3	27.868	13.522	116.5	13.727	102.6	1:17.392	92.05	0.309	17:57:53.903
3 -	22.123	113.5	27.960	13.537	117.1	13.670	102.7	1:17.290	92.18	0.207	17:59:11.193
4 -	22.154	116.3	27.725	13.566	116.9	13.696	102.2	1:17.141	(2) 92.35	0.058	18:00:28.334
5 -	22.152	114.3	27.746	13.513	116.5	13.754	101.9	1:17.165	(3) 92.32	0.082	18:01:45.499
6 -	22.094	114.9	27.771	13.542	116.1	13.676	102.6	1:17.083	(1) 92.42		18:03:02.582
7 -	22.242	112.0	27.875	13.504	116.5	13.588	102.7	1:17.209	92.27	0.126	18:04:19.791
8 -	22.112	110.0	28.580	13.590	115.7	13.754	101.3	1:18.036	91.29	0.953	18:05:37.827
9 -	22.506	108.2	28.162	13.562	116.1	13.728	101.6	1:17.958	91.39	0.875	18:06:55.785
10 -	22.494	110.1	28.090	13.629	115.9	13.569	101.9	1:17.782	91.59	0.699	18:08:13.567
11 -	22.375	111.4	28.011	13.675	115.3	13.763	101.6	1:17.824	91.54	0.741	18:09:31.391
12 -	22.318	113.1	28.052	13.624	115.9	13.752	101.9	1:17.746	91.63	0.663	18:10:49.137
13 -	22.442	113.7	27.826	13.571	116.1	13.736	101.2	1:17.575	91.84	0.492	18:12:06.712
14 -	22.403	110.0	28.099	13.668	115.3	13.779	101.5	1:17.949	91.40	0.866	18:13:24.661
15 -	22.326	112.5	28.619	13.934	117.3	13.796	101.3	1:18.675	90.55	1.592	18:14:43.336
16 -	22.300	112.0	28.380	14.110	116.1	13.900	101.9	1:18.690	90.54	1.607	18:16:02.026
17 -	22.154	111.4	28.440	13.528	116.1	13.864	102.6	1:17.986	91.35	0.903	18:17:20.012
18 -	22.180	112.4	28.105	13.540	116.7	14.155	101.6	1:17.980	91.36	0.897	18:18:37.992
19 -	22.375	109.4	28.225	13.661	115.3	13.821	101.2	1:18.082	91.24	0.999	18:19:56.074
20 -	22.401	109.6	28.170	14.051	111.4	14.312	100.6	1:18.934	90.26	1.851	18:21:15.008

P14 23		Rhys STEPHENSON				Honda - Rocket Racing					
IDEAL LAP TIME : 1:16.431		BEST LAP TIME : 1:16.609				DIFFERENCE : 0.178					
LAP	SECTOR 1	SECTOR 2	SECTOR 3	SECTOR 4	LAP TIME	MPH	DIFF	TIME OF DAY			
1 -		110.7	28.842	13.393	120.9	14.244	104.0	1:24.364	84.45	7.755	17:56:38.045
2 -	22.403	108.7	28.344	13.587	117.7	14.180	104.2	1:18.514	90.74	1.905	17:57:56.559
3 -	22.352	115.1	28.164	13.501	119.1	13.966	104.5	1:17.983	91.36	1.374	17:59:14.542
4 -	22.236	116.7	28.324	13.430	118.9	14.014	103.5	1:18.004	91.33	1.395	18:00:32.546
5 -	22.056	116.7	28.434	13.726	117.7	14.432	102.6	1:18.648	90.58	2.039	18:01:51.194
6 -	22.184	115.9	28.469	13.812	113.7	14.366	103.2	1:18.831	90.37	2.222	18:03:10.025
7 -	22.161	114.9	28.089	13.617	118.1	13.777	101.5	1:17.644	91.76	1.035	18:04:27.669
8 -	22.340	111.8	27.974	13.573	114.7	14.073	103.0	1:17.960	91.38	1.351	18:05:45.629
9 -	22.401	116.9	28.135	13.866	114.5	13.787	103.8	1:18.189	91.12	1.580	18:07:03.818
10 -	22.414	112.5	28.135	13.586	115.3	13.637	102.9	1:17.772	91.60	1.163	18:08:21.590
11 -	22.237	112.4	27.918	13.615	114.9	13.656	101.0	1:17.426	92.01	0.817	18:09:39.016
12 -	22.321	113.1	28.127	13.585	114.3	13.796	101.0	1:17.829	91.54	1.220	18:10:56.845
13 -	22.575	112.7	28.443	13.762	114.1	13.636	101.9	1:18.416	90.85	1.807	18:12:15.261
14 -	22.406	111.1	27.794	13.672	115.1	13.876	100.1	1:17.748	91.63	1.139	18:13:33.009
15 -	22.600	113.5	28.655	13.871	114.5	14.092	101.2	1:19.218	89.93	2.609	18:14:52.227
16 -	22.722	110.7	27.843	13.544	114.7	13.604	101.8	1:17.713	91.67	1.104	18:16:09.940
17 -	22.474	112.9	27.768	13.557	113.9	13.749	102.1	1:17.548	91.87	0.939	18:17:27.488
18 -	22.257	115.7	27.754	13.348	117.9	13.810	103.5	1:17.169	(2) 92.32	0.560	18:18:44.657
19 -	22.333	115.5	27.578	13.365	118.7	13.910	103.8	1:17.186	(3) 92.30	0.577	18:20:01.843
20 -	21.978	115.7	27.643	13.271	117.5	13.717	104.2	1:16.609	(1) 93.00		18:21:18.452

Weather / Track : Cloudy / Dry

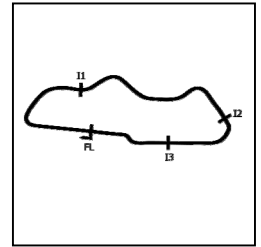
Donington Park National
Circuit Length = 1.9790 miles
Start: 17:55 Flag 18:20 End: 18:23

MCRCB BULLETIN TK248

2021 Bennetts British Superbike Championship - Round 5

2021 Honda British Talent Cup

RACE 2 - SECTOR ANALYSIS



SECTOR 1 = FL to I1, SECTOR 2 = I1 to I2, SECTOR 3 = I2 to I3, SECTOR 4 = I3 to FL, DIFF = Difference To Personal Best Lap, P = Crossed Finish Line in Pit Lane, D = Time Disallowed

P15 37		Corey TINKER				Honda - CT Racing					
IDEAL LAP TIME : 1:15.624		BEST LAP TIME : 1:16.032				DIFFERENCE : 0.408					
LAP	SECTOR 1	SECTOR 2	SECTOR 3	SECTOR 4	LAP TIME	MPH	DIFF	TIME OF DAY			
1 -		111.8	27.900	13.307	122.9	13.962	104.8	1:21.823	87.07	5.791	17:56:35.504
2 -	21.895	109.8	27.519	13.360	120.6	13.667	105.8	1:16.441	93.20	0.409	17:57:51.945
3 -	21.788	112.0	27.638	13.291	119.8	13.849	105.1	1:16.566	93.05	0.534	17:59:08.511
4 -	21.525	113.3	27.336	13.250	120.0	IN PIT		1:19.786	P	3.754	18:00:28.297
5 -	OUTLAP	101.2	28.057	13.454	116.9	13.763	103.0	1:37.368	73.17	21.336	18:02:05.665
6 -	21.939	107.7	27.826	13.443	117.3	14.137	101.2	1:17.345	92.11	1.313	18:03:23.010
7 -	22.062	113.5	27.420	13.318	118.1	13.539	104.2	1:16.339	(3)	0.307	18:04:39.349
8 -	22.035	114.5	27.401	13.497	121.1	13.999	105.1	1:16.932	92.60	0.900	18:05:56.281
9 -	22.097	111.1	27.805	13.422	116.7	13.981	99.1	1:17.305	92.16	1.273	18:07:13.586
10 -	22.074	109.8	27.664	13.600	116.3	13.967	101.6	1:17.305	92.16	1.273	18:08:30.891
11 -	22.010	112.9	27.631	13.462	116.3	13.738	102.6	1:16.841	92.71	0.809	18:09:47.732
12 -	22.138	108.7	27.613	13.542	116.3	13.755	103.4	1:17.048	92.47	1.016	18:11:04.780
13 -	21.936	113.5	27.417	13.391	117.3	13.696	103.7	1:16.440	93.20	0.408	18:12:21.220
14 -	21.863	114.3	27.415	13.307	118.5	13.742	105.0	1:16.327	(2)	0.295	18:13:37.547
15 -	21.804	115.1	27.310	13.347	117.1	13.571	105.0	1:16.032	(1)	93.70	18:14:53.579
16 -	22.053	106.8	28.175	13.365	120.6	13.703	106.1	1:17.296	92.17	1.264	18:16:10.875
17 -	21.994	112.7	27.708	13.332	118.3	13.702	105.1	1:16.736	92.84	0.704	18:17:27.611
18 -	21.936	115.1	27.718	13.519	116.3	13.643	102.7	1:16.816	92.74	0.784	18:18:44.427
19 -	22.274	114.3	27.665	13.497	116.3	13.748	103.2	1:17.184	92.30	1.152	18:20:01.611
20 -	21.958	115.3	27.655	13.459	116.3	13.829	104.2	1:16.901	92.64	0.869	18:21:18.512

P16 29		Lucas BROWN				Honda - Amphibian Scaffolding / SP125 Racing					
IDEAL LAP TIME : 1:16.978		BEST LAP TIME : 1:17.204				DIFFERENCE : 0.226					
LAP	SECTOR 1	SECTOR 2	SECTOR 3	SECTOR 4	LAP TIME	MPH	DIFF	TIME OF DAY			
1 -		105.5	28.827	13.517	120.4	14.158	103.4	1:24.057	84.75	6.853	17:56:37.738
2 -	22.432	107.7	28.210	13.697	115.7	13.978	102.1	1:18.317	90.97	1.113	17:57:56.055
3 -	22.263	108.7	27.988	13.632	116.3	13.793	102.2	1:17.676	91.72	0.472	17:59:13.731
4 -	22.248	111.8	28.155	13.664	115.7	14.026	101.8	1:18.093	91.23	0.889	18:00:31.824
5 -	22.506	110.0	28.534	13.821	114.9	14.446	101.8	1:19.307	89.83	2.103	18:01:51.131
6 -	22.166	112.9	28.465	13.892	114.3	14.426	103.0	1:18.949	90.24	1.745	18:03:10.080
7 -	22.586	112.2	28.065	13.477	119.1	14.022	104.3	1:18.150	91.16	0.946	18:04:28.230
8 -	22.220	109.8	28.082	13.699	116.1	14.010	103.8	1:18.011	91.32	0.807	18:05:46.241
9 -	22.144	111.8	27.903	13.734	115.9	14.273	104.6	1:18.054	91.27	0.850	18:07:04.295
10 -	22.136	111.8	28.150	13.683	119.4	13.763	104.0	1:17.732	91.65	0.528	18:08:22.027
11 -	22.059	111.8	28.293	13.583	118.3	13.804	103.5	1:17.739	91.64	0.535	18:09:39.766
12 -	22.316	111.4	27.821	13.551	117.3	13.734	102.6	1:17.422	(3)	0.218	18:10:57.188
13 -	22.353	109.4	28.206	13.922	116.3	14.352	101.2	1:18.833	90.37	1.629	18:12:16.021
14 -	22.258	109.8	27.868	13.467	119.4	13.917	104.3	1:17.510	91.91	0.306	18:13:33.531
15 -	22.355	112.2	28.693	13.805	118.5	14.199	104.6	1:19.052	90.12	1.848	18:14:52.583
16 -	22.736	103.7	28.169	13.579	118.5	13.717	104.6	1:18.201	91.10	0.997	18:16:10.784
17 -	22.344	112.0	27.997	13.476	118.9	13.824	103.8	1:17.641	91.76	0.437	18:17:28.425
18 -	22.265	112.5	27.997	13.561	115.7	14.331	103.0	1:18.154	91.16	0.950	18:18:46.579
19 -	21.995	115.1	27.928	13.445	119.6	13.836	104.3	1:17.204	(1)	92.28	18:20:03.783
20 -	22.015	111.1	27.895	13.617	117.3	13.817	102.2	1:17.344	(2)	0.140	18:21:21.127

Weather / Track : Cloudy / Dry

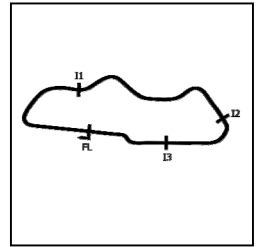
Donington Park National
Circuit Length = 1.9790 miles
Start: 17:55 Flag 18:20 End: 18:23

MCRCB BULLETIN TK248

2021 Bennetts British Superbike Championship - Round 5

2021 Honda British Talent Cup

RACE 2 - SECTOR ANALYSIS



SECTOR 1 = FL to I1, SECTOR 2 = I1 to I2, SECTOR 3 = I2 to I3, SECTOR 4 = I3 to FL, DIFF = Difference To Personal Best Lap, P = Crossed Finish Line in Pit Lane, D = Time Disallowed

P17 41		Luca HOPKINS				Honda - Wilson Racing				
IDEAL LAP TIME : 1:17.032		BEST LAP TIME : 1:17.259				DIFFERENCE : 0.227				
LAP	SECTOR 1	SECTOR 2	SECTOR 3	SECTOR 4	LAP TIME	MPH	DIFF	TIME OF DAY		
1 -		100.4	28.626	13.355 120.6	14.404 104.3	1:24.833	83.98	7.574	17:56:38.514	
2 -	22.256	106.6	28.309	13.551 121.1	14.468 104.3	1:18.584	90.66	1.325	17:57:57.098	
3 -	22.467	101.5	27.955	13.522 120.6	14.128 105.1	1:18.072	91.25	0.813	17:59:15.170	
4 -	22.013	110.3	28.145	13.360 120.2	14.454 102.4	1:17.972	91.37	0.713	18:00:33.142	
5 -	22.048	111.8	28.316	13.519 120.0	14.616 105.0	1:18.499	90.76	1.240	18:01:51.641	
6 -	22.156	108.0	28.505	13.386 118.7	14.180 104.3	1:18.227	91.07	0.968	18:03:09.868	
7 -	22.181	110.3	28.425	13.505 118.3	14.098 104.0	1:18.209	91.09	0.950	18:04:28.077	
8 -	22.206	108.7	28.087	13.321 120.2	14.145 102.9	1:17.759	91.62	0.500	18:05:45.836	
9 -	22.456	106.0	28.222	13.536 117.1	14.139 104.5	1:18.353	90.93	1.094	18:07:04.189	
10 -	22.511	103.8	28.310	13.476 120.6	14.043 104.6	1:18.340	90.94	1.081	18:08:22.529	
11 -	21.972	106.6	28.216	13.318 120.4	14.038 104.3	1:17.544	91.87	0.285	18:09:40.073	
12 -	22.200	108.9	27.934	13.364 118.7	13.915 104.0	1:17.413 (2)	92.03	0.154	18:10:57.486	
13 -	22.227	110.3	28.271	13.699 116.7	14.115 102.9	1:18.312	90.97	1.053	18:12:15.798	
14 -	22.085	110.3	27.884	13.478 119.1	13.981 104.0	1:17.428 (3)	92.01	0.169	18:13:33.226	
15 -	22.304	110.1	28.691	13.874 116.5	14.330 103.2	1:19.199	89.95	1.940	18:14:52.425	
16 -	22.694	106.3	28.073	13.495 118.7	13.940 103.2	1:18.202	91.10	0.943	18:16:10.627	
17 -	22.093	108.4	28.229	13.436 118.7	13.952 104.3	1:17.710	91.68	0.451	18:17:28.337	
18 -	22.173	108.7	28.311	13.416 116.7	14.146 103.4	1:18.046	91.28	0.787	18:18:46.383	
19 -	21.956	114.5	27.991	13.438 119.1	13.874 104.3	1:17.259 (1)	92.21		18:20:03.642	
20 -	22.090	107.3	28.150	13.459 118.1	14.009 104.2	1:17.708	91.68	0.449	18:21:21.350	

P18 14		Evann PENDRILL				Honda - EPRacing / SP125 Racing				
IDEAL LAP TIME : 1:16.887		BEST LAP TIME : 1:17.152				DIFFERENCE : 0.265				
LAP	SECTOR 1	SECTOR 2	SECTOR 3	SECTOR 4	LAP TIME	MPH	DIFF	TIME OF DAY		
1 -		105.0	28.718	13.360 121.3	14.446 102.7	1:24.632	84.18	7.480	17:56:38.313	
2 -	22.497	107.3	28.372	13.594 121.1	14.466 103.5	1:18.929	90.26	1.777	17:57:57.242	
3 -	22.142	109.4	27.900	13.391 120.9	14.089 104.5	1:17.522	91.90	0.370	17:59:14.764	
4 -	22.214	109.1	28.194	13.442 118.3	14.458 101.2	1:18.308	90.98	1.156	18:00:33.072	
5 -	22.241	114.9	28.272	13.570 119.4	14.331 104.0	1:18.414	90.85	1.262	18:01:51.486	
6 -	22.531	110.0	28.588	13.459 118.9	14.963 100.3	1:19.541	89.57	2.389	18:03:11.027	
7 -	22.113	115.5	27.847	13.559 118.1	14.011 104.5	1:17.530	91.89	0.378	18:04:28.557	
8 -	22.103	106.8	28.339	13.488 119.4	14.054 103.0	1:17.984	91.36	0.832	18:05:46.541	
9 -	22.101	108.5	28.159	13.540 117.5	14.331 103.8	1:18.131	91.18	0.979	18:07:04.672	
10 -	22.126	106.8	28.410	13.473 120.0	13.956 103.8	1:17.965	91.38	0.813	18:08:22.637	
11 -	22.020	111.2	28.217	13.346 118.7	14.203 103.4	1:17.786	91.59	0.634	18:09:40.423	
12 -	22.081	107.2	28.081	13.408 118.7	13.759 104.6	1:17.329 (2)	92.13	0.177	18:10:57.752	
13 -	22.237	107.5	28.037	13.804 114.1	14.204 104.2	1:18.282	91.01	1.130	18:12:16.034	
14 -	22.364	108.7	27.897	13.371 120.4	14.025 104.5	1:17.657	91.74	0.505	18:13:33.691	
15 -	22.482	113.9	28.479	13.780 119.6	14.511 103.0	1:19.252	89.89	2.100	18:14:52.943	
16 -	22.427	103.7	28.362	13.410 120.6	14.104 103.8	1:18.303	90.98	1.151	18:16:11.246	
17 -	21.935	112.9	28.301	13.368 118.9	13.903 104.2	1:17.507 (3)	91.92	0.355	18:17:28.753	
18 -	22.005	112.9	28.170	13.486 116.7	14.351 102.7	1:18.012	91.32	0.860	18:18:46.765	
19 -	22.015	115.7	27.852	13.378 119.6	13.907 104.6	1:17.152 (1)	92.34		18:20:03.917	
20 -	21.936	110.5	28.212	13.517 117.9	13.867 104.0	1:17.532	91.89	0.380	18:21:21.449	

Weather / Track : Cloudy / Dry

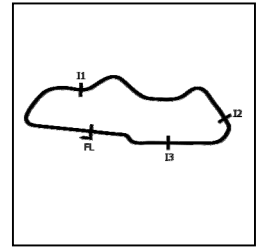
Donington Park National
Circuit Length = 1.9790 miles
Start: 17:55 Flag 18:20 End: 18:23

MCRCB BULLETIN TK248

2021 Bennetts British Superbike Championship - Round 5

2021 Honda British Talent Cup

RACE 2 - SECTOR ANALYSIS



SECTOR 1 = FL to I1, SECTOR 2 = I1 to I2, SECTOR 3 = I2 to I3, SECTOR 4 = I3 to FL, DIFF = Difference To Personal Best Lap, P = Crossed Finish Line in Pit Lane, D = Time Disallowed

P19 8		Ross MOORE				Honda - B Moore Honda			
IDEAL LAP TIME : 1:16.940		BEST LAP TIME : 1:17.169				DIFFERENCE : 0.229			
LAP	SECTOR 1	SECTOR 2	SECTOR 3	SECTOR 4	LAP TIME	MPH	DIFF	TIME OF DAY	
1 -	100.3	28.878	13.715 121.3	14.004 103.7	1:25.206	83.61	8.037	17:56:38.887	
2 -	22.273 111.2	28.279	13.592 121.1	14.363 104.5	1:18.507	90.75	1.338	17:57:57.394	
3 -	22.357 105.8	28.066	13.569 120.6	13.952 104.3	1:17.944	91.40	0.775	17:59:15.338	
4 -	22.443 111.1	28.002	13.598 120.6	14.181 102.9	1:18.224	91.08	1.055	18:00:33.562	
5 -	22.371 110.1	28.101	13.525 120.9	14.417 104.6	1:18.414	90.85	1.245	18:01:51.976	
6 -	22.512 112.2	28.295	13.465 121.7	15.274 100.7	1:19.546	89.56	2.377	18:03:11.522	
7 -	22.600 110.0	28.282	13.610 119.1	14.234 102.6	1:18.726	90.49	1.557	18:04:30.248	
8 -	22.571 106.0	28.017	13.627 119.8	13.965 103.5	1:18.180	91.13	1.011	18:05:48.428	
9 -	22.406 112.5	28.286	13.789 118.5	14.076 103.0	1:18.557	90.69	1.388	18:07:06.985	
10 -	22.176 110.5	28.115	13.703 118.7	14.110 102.7	1:18.104	91.21	0.935	18:08:25.089	
11 -	22.344 110.9	28.239	13.732 118.3	13.868 103.4	1:18.183	91.12	1.014	18:09:43.272	
12 -	22.501 107.3	28.130	13.801 116.9	14.139 103.2	1:18.571	90.67	1.402	18:11:01.843	
13 -	22.370 109.1	27.988	13.616 117.7	14.000 103.8	1:17.974	91.37	0.805	18:12:19.817	
14 -	22.388 112.9	27.869	13.590 117.9	13.765 104.3	1:17.612	91.79	0.443	18:13:37.429	
15 -	22.276 111.4	27.636	13.537 118.7	13.918 103.7	1:17.367 (3)	92.08	0.198	18:14:54.796	
16 -	22.307 111.8	27.638	13.519 120.4	13.901 102.7	1:17.365 (2)	92.09	0.196	18:16:12.161	
17 -	22.156 112.2	27.645	13.609 119.8	13.759 104.8	1:17.169 (1)	92.32		18:17:29.330	
18 -	22.353 110.1	27.769	13.453 121.1	13.974 104.8	1:17.549	91.87	0.380	18:18:46.879	
19 -	22.574 107.7	27.826	13.457 120.0	13.698 105.1	1:17.555	91.86	0.386	18:20:04.434	
20 -	22.153 112.2	27.919	13.470 122.4	13.917 104.2	1:17.459	91.97	0.290	18:21:21.893	

P20 12		Josh BANNISTER				Honda - Dunsley Heat Racing			
IDEAL LAP TIME : 1:16.753		BEST LAP TIME : 1:17.146				DIFFERENCE : 0.393			
LAP	SECTOR 1	SECTOR 2	SECTOR 3	SECTOR 4	LAP TIME	MPH	DIFF	TIME OF DAY	
1 -	110.9	28.766	13.436 121.3	14.233 103.4	1:24.249	84.56	7.103	17:56:37.930	
2 -	22.467 107.3	28.499	13.641 120.9	14.392 103.2	1:18.999	90.18	1.853	17:57:56.929	
3 -	22.171 113.9	28.301	13.508 120.2	14.101 103.4	1:18.081	91.24	0.935	17:59:15.010	
4 -	22.505 115.9	28.063	13.398 119.8	14.282 103.5	1:18.248	91.05	1.102	18:00:33.258	
5 -	22.302 116.3	28.244	13.472 117.9	14.522 104.2	1:18.540	90.71	1.394	18:01:51.798	
6 -	22.439 111.8	28.764	13.393 120.9	15.466 100.0	1:20.062	88.98	2.916	18:03:11.860	
7 -	22.405 109.1	28.246	13.630 117.7	14.166 102.6	1:18.447	90.82	1.301	18:04:30.307	
8 -	22.216 112.0	28.058	13.606 117.1	14.047 101.3	1:17.927	91.42	0.781	18:05:48.234	
9 -	22.432 115.7	28.209	13.623 117.1	13.889 101.8	1:18.153	91.16	1.007	18:07:06.387	
10 -	22.160 114.3	27.840	13.538 117.9	13.812 102.9	1:17.350	92.10	0.204	18:08:23.737	
11 -	22.066 116.1	27.958	13.391 118.5	13.878 103.2	1:17.293 (3)	92.17	0.147	18:09:41.030	
12 -	21.945 112.0	27.879	13.446 118.7	13.876 104.3	1:17.146 (1)	92.35		18:10:58.176	
13 -	22.048 115.3	28.200	13.507 115.9	14.335 104.0	1:18.090	91.23	0.944	18:12:16.266	
14 -	22.375 109.6	27.916	13.344 118.5	13.889 106.1	1:17.524	91.90	0.378	18:13:33.790	
15 -	22.343 112.2	28.684	13.753 119.1	14.596 103.7	1:19.376	89.75	2.230	18:14:53.166	
16 -	22.353 104.2	28.614	13.441 119.4	13.851 104.8	1:18.259	91.03	1.113	18:16:11.425	
17 -	22.112 111.6	28.149	13.343 120.2	14.015 103.7	1:17.619	91.78	0.473	18:17:29.044	
18 -	22.109 115.5	28.049	13.318 119.8	14.297 102.6	1:17.773	91.60	0.627	18:18:46.817	
19 -	22.345 114.1	27.678	13.356 120.4	13.870 104.8	1:17.249 (2)	92.22	0.103	18:20:04.066	
20 -	22.228 111.6	28.092	13.406 120.2	14.369 102.6	1:18.095	91.23	0.949	18:21:22.161	

Weather / Track : Cloudy / Dry

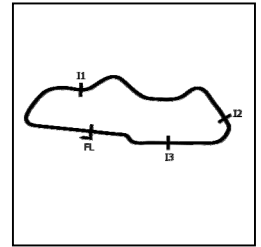
Donington Park National
 Circuit Length = 1.9790 miles
 Start: 17:55 Flag 18:20 End: 18:23

MCRCB BULLETIN TK248

2021 Bennetts British Superbike Championship - Round 5

2021 Honda British Talent Cup

RACE 2 - SECTOR ANALYSIS



SECTOR 1 = FL to I1, SECTOR 2 = I1 to I2, SECTOR 3 = I2 to I3, SECTOR 4 = I3 to FL, DIFF = Difference To Personal Best Lap, P = Crossed Finish Line in Pit Lane, D = Time Disallowed

P21 66		Rossi DOBSON				Honda - WM Racing				
IDEAL LAP TIME : 1:16.686		BEST LAP TIME : 1:17.144				DIFFERENCE : 0.458				
LAP	SECTOR 1	SECTOR 2	SECTOR 3	SECTOR 4	LAP TIME	MPH	DIFF	TIME OF DAY		
1 -		105.5	28.703	13.665 119.8	14.019 102.6	1:23.700	85.12	6.556	17:56:37.381	
2 -	22.477	109.2	28.690	13.586 120.2	14.066 105.0	1:18.819	90.39	1.675	17:57:56.200	
3 -	22.284	109.4	28.206	13.622 117.5	14.160 104.6	1:18.272	91.02	1.128	17:59:14.472	
4 -	22.178	113.5	28.268	13.560 118.3	13.766 104.2	1:17.772	91.60	0.628	18:00:32.244	
5 -	22.264	108.5	28.876	13.580 119.6	14.282 104.5	1:19.002	90.18	1.858	18:01:51.246	
6 -	22.778	108.5	28.466	13.462 119.6	14.195 105.5	1:18.901	90.29	1.757	18:03:10.147	
7 -	22.285	111.6	28.452	13.377 121.3	14.033 105.8	1:18.147	91.16	1.003	18:04:28.294	
8 -	22.290	108.4	28.276	13.397 119.6	13.886 102.1	1:17.849	91.51	0.705	18:05:46.143	
9 -	22.409	107.0	28.134	13.465 119.1	14.218 105.8	1:18.226	91.07	1.082	18:07:04.369	
10 -	22.228	108.9	28.296	13.485 120.0	13.774 105.8	1:17.783	91.59	0.639	18:08:22.152	
11 -	22.116	108.2	28.261	13.461 120.0	14.204 104.5	1:18.042	91.29	0.898	18:09:40.194	
12 -	22.230	107.5	27.956	13.263 120.6	13.915 105.5	1:17.364 (2)	92.09	0.220	18:10:57.558	
13 -	22.321	108.7	28.314	13.558 117.5	14.170 103.4	1:18.363	90.91	1.219	18:12:15.921	
14 -	22.215	109.6	27.845	13.506 118.5	13.902 104.6	1:17.468	91.96	0.324	18:13:33.389	
15 -	22.392	109.2	28.637	13.810 116.9	14.268 104.8	1:19.107	90.06	1.963	18:14:52.496	
16 -	22.753	102.9	28.084	13.400 118.9	13.839 104.0	1:18.076	91.25	0.932	18:16:10.572	
17 -	22.452	107.5	28.275	13.385 117.1	13.819 105.8	1:17.931	91.42	0.787	18:17:28.503	
18 -	21.908	111.4	28.001	13.482 117.7	14.088 101.9	1:17.479	91.95	0.335	18:18:45.982	
19 -	22.042 114.7	27.969	13.463 117.9	13.670 104.5	1:17.144 (1)	92.35			18:20:03.126	
20 -	22.064 113.5	27.997	13.504 117.7	13.885 102.6	1:17.450 (3)	91.99	0.306		18:21:20.576	

P22 33		JJ CUNNINGHAM				Honda - Thornycroft56 / JCRsupersport				
IDEAL LAP TIME : 1:17.990		BEST LAP TIME : 1:18.289				DIFFERENCE : 0.299				
LAP	SECTOR 1	SECTOR 2	SECTOR 3	SECTOR 4	LAP TIME	MPH	DIFF	TIME OF DAY		
1 -		104.2	29.222	13.850 117.5	14.263 102.9	1:26.040	82.80	7.751	17:56:39.721	
2 -	22.683	109.4	28.526	13.838 118.3	14.496 100.4	1:19.543	89.56	1.254	17:57:59.264	
3 -	22.950	108.2	28.703	13.857 115.9	14.323 102.6	1:19.833	89.24	1.544	17:59:19.097	
4 -	22.711	109.1	28.919	13.831 116.1	14.392 102.2	1:19.853	89.22	1.564	18:00:38.950	
5 -	22.835	109.6	28.706	13.703 116.3	14.563 103.5	1:19.807	89.27	1.518	18:01:58.757	
6 -	22.625	111.4	28.636	13.707 118.1	14.294 103.5	1:19.262	89.88	0.973	18:03:18.019	
7 -	22.482	111.8	28.798	13.729 115.5	14.408 102.9	1:19.417	89.71	1.128	18:04:37.436	
8 -	22.446	110.9	28.335	13.724 116.3	14.195 103.5	1:18.700 (3)	90.52	0.411	18:05:56.136	
9 -	22.634 109.1	28.145	13.577 117.1	13.933 103.4	1:18.289 (1)	91.00			18:07:14.425	
10 -	22.472 111.6	28.144	13.740 115.3	14.368 102.2	1:18.724	90.50	0.435		18:08:33.149	
11 -	22.336	110.9	28.279	13.796 114.5	14.064 102.6	1:18.475 (2)	90.78	0.186	18:09:51.624	
12 -	22.639	108.9	28.528	13.796 115.5	14.211 102.2	1:19.174	89.98	0.885	18:11:10.798	
13 -	23.239	111.8	28.332	13.811 116.5	14.101 102.4	1:19.483	89.63	1.194	18:12:30.281	
14 -	22.523	108.2	28.430	13.797 115.5	14.429 101.2	1:19.179	89.98	0.890	18:13:49.460	
15 -	22.432	108.9	28.364	14.012 114.3	14.026 101.8	1:18.834	90.37	0.545	18:15:08.294	
16 -	22.587	109.8	28.569	13.856 114.9	14.173 102.6	1:19.185	89.97	0.896	18:16:27.479	
17 -	22.471 112.2	28.699	13.871 112.9	14.396 101.8	1:19.437	89.68	1.148		18:17:46.916	
18 -	22.432	110.7	28.539	13.915 114.1	14.205 102.4	1:19.091	90.08	0.802	18:19:06.007	
19 -	22.606	107.5	28.633	13.928 114.5	14.516 101.9	1:19.683	89.41	1.394	18:20:25.690	
20 -	22.567	110.0	28.505	13.765 114.7	14.847 98.9	1:19.684	89.41	1.395	18:21:45.374	

Weather / Track : Cloudy / Dry

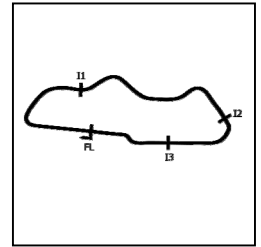
Donington Park National
Circuit Length = 1.9790 miles
Start: 17:55 Flag 18:20 End: 18:23

MCRCB BULLETIN TK248

2021 Bennetts British Superbike Championship - Round 5

2021 Honda British Talent Cup

RACE 2 - SECTOR ANALYSIS



SECTOR 1 = FL to I1, SECTOR 2 = I1 to I2 SECTOR 3 = I2 to I3, SECTOR 4 = I3 to FL, DIFF = Difference To Personal Best Lap, P = Crossed Finish Line in Pit Lane, D = Time Disallowed

P23		2		Rhys COATES				Honda - Ernie Coates Race Support / SP125 Racing			
IDEAL LAP TIME : 1:18.013		BEST LAP TIME : 1:18.666		DIFFERENCE : 0.653							
LAP	SECTOR 1	SECTOR 2	SECTOR 3	SECTOR 4	LAP TIME	MPH	DIFF	TIME OF DAY			
1 -		103.4	28.987	13.883	117.1	14.569	101.9	1:25.719	83.11	7.053	17:56:39.400
2 -	22.698	111.6	28.553	13.926	116.7	14.748	100.4	1:19.925	89.14	1.259	17:57:59.325
3 -	23.012	108.5	28.806	14.108	116.1	14.528	102.2	1:20.454	88.55	1.788	17:59:19.779
4 -	22.509	109.6	28.692	13.920	118.7	14.922	100.7	1:20.043	89.01	1.377	18:00:39.822
5 -	22.589	112.2	28.539	13.843	117.1	14.638	101.6	1:19.609	89.49	0.943	18:01:59.431
6 -	22.630	111.8	28.577	13.762	117.7	14.471	101.5	1:19.440	89.68	0.774	18:03:18.871
7 -	22.449	112.4	28.408	13.626	118.9	14.652	101.5	1:19.135	90.03	0.469	18:04:38.006
8 -	22.535	112.4	28.082	13.649	118.3	14.517	103.0	1:18.783 (2)	90.43	0.117	18:05:56.789
9 -	22.410	110.1	28.464	13.746	117.7	14.382	101.6	1:19.002	90.18	0.336	18:07:15.791
10 -	22.555	110.9	28.239	13.834	116.3	14.397	101.8	1:19.025	90.15	0.359	18:08:34.816
11 -	22.435	113.1	28.314	13.816	116.5	14.317	101.3	1:18.882 (3)	90.32	0.216	18:09:53.698
12 -	22.876	114.7	28.220	13.640	116.7	14.269	101.6	1:19.005	90.17	0.339	18:11:12.703
13 -	22.520	114.3	28.354	13.659	117.7	14.414	101.8	1:18.947	90.24	0.281	18:12:31.650
14 -	22.244	113.3	28.199	13.813	117.7	14.410	101.2	1:18.666 (1)	90.56		18:13:50.316
15 -	22.386	111.6	28.411	13.884	116.9	14.402	102.1	1:19.083	90.09	0.417	18:15:09.399
16 -	22.171	112.7	28.586	13.721	117.7	14.409	103.2	1:18.887	90.31	0.221	18:16:28.286
17 -	22.577	111.4	28.339	13.585	117.7	14.645	103.0	1:19.146	90.01	0.480	18:17:47.432
18 -	22.682	108.2	28.760	13.525	118.1	14.292	101.5	1:19.259	89.89	0.593	18:19:06.691
19 -	22.762	113.1	28.324	13.593	117.1	14.235	100.9	1:18.914	90.28	0.248	18:20:25.605
20 -	22.897	111.6	28.560	13.623	117.3	14.737	99.8	1:19.817	89.26	1.151	18:21:45.422

P24		44		Lucas HILL				Honda - Ashcourt Racing			
IDEAL LAP TIME : 1:18.190		BEST LAP TIME : 1:18.645		DIFFERENCE : 0.455							
LAP	SECTOR 1	SECTOR 2	SECTOR 3	SECTOR 4	LAP TIME	MPH	DIFF	TIME OF DAY			
1 -		104.0	29.504	13.704	117.9	14.472	101.9	1:26.845	82.03	8.200	17:56:40.526
2 -	22.609	109.8	28.394	13.658	119.1	14.367	103.0	1:19.028	90.15	0.383	17:57:59.554
3 -	22.953	107.2	28.819	13.925	115.9	14.121	102.1	1:19.818	89.26	1.173	17:59:19.372
4 -	22.566	109.8	28.904	13.909	116.5	14.379	101.9	1:19.758	89.32	1.113	18:00:39.130
5 -	22.468	112.4	28.610	13.723	116.9	14.178	101.8	1:18.979	90.20	0.334	18:01:58.109
6 -	22.646	112.5	28.739	13.801	115.3	14.166	100.9	1:19.352	89.78	0.707	18:03:17.461
7 -	22.600	108.4	28.733	13.751	114.3	14.159	100.9	1:19.243	89.90	0.598	18:04:36.704
8 -	22.477	112.5	28.485	13.759	115.5	14.144	100.4	1:18.865 (3)	90.33	0.220	18:05:55.569
9 -	22.696	111.1	28.315	13.640	116.1	13.994	101.3	1:18.645 (1)	90.59		18:07:14.214
10 -	22.573	108.2	28.469	13.596	117.5	14.314	98.6	1:18.952	90.24	0.307	18:08:33.166
11 -	22.547	109.2	28.495	13.648	116.3	14.098	101.5	1:18.788 (2)	90.42	0.143	18:09:51.954
12 -	22.590	106.6	28.555	13.711	116.5	14.133	102.9	1:18.989	90.19	0.344	18:11:10.943
13 -	22.621	113.1	28.675	13.827	114.9	14.617	100.4	1:19.740	89.34	1.095	18:12:30.683
14 -	22.558	112.4	28.226	13.615	116.9	14.476	98.6	1:18.875	90.32	0.230	18:13:49.558
15 -	22.654	110.7	28.468	13.848	115.5	14.155	101.2	1:19.125	90.04	0.480	18:15:08.683
16 -	22.386	108.9	28.578	13.748	116.5	14.398	101.6	1:19.110	90.05	0.465	18:16:27.793
17 -	22.631	112.9	28.462	13.756	113.7	14.601	101.5	1:19.450	89.67	0.805	18:17:47.243
18 -	22.669	109.8	28.643	13.810	115.3	14.448	101.8	1:19.570	89.53	0.925	18:19:06.813
19 -	22.478	112.2	28.796	13.637	115.9	14.330	101.5	1:19.241	89.91	0.596	18:20:26.054
20 -	22.661	108.7	28.625	13.584	116.3	14.622	99.8	1:19.492	89.62	0.847	18:21:45.546

Weather / Track : Cloudy / Dry

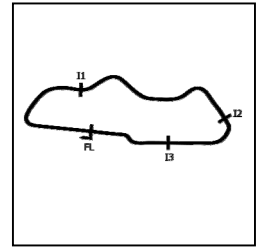
Donington Park National
Circuit Length = 1.9790 miles
Start: 17:55 Flag 18:20 End: 18:23

MCRCB BULLETIN TK248

2021 Bennetts British Superbike Championship - Round 5

2021 Honda British Talent Cup

RACE 2 - SECTOR ANALYSIS



SECTOR 1 = FL to I1, SECTOR 2 = I1 to I2, SECTOR 3 = I2 to I3, SECTOR 4 = I3 to FL, DIFF = Difference To Personal Best Lap, P = Crossed Finish Line in Pit Lane, D = Time Disallowed

P25 61		Harrison MACKAY				Honda - True Heroes Racing / Super Soco					
IDEAL LAP TIME : 1:18.370		BEST LAP TIME : 1:18.629				DIFFERENCE : 0.259					
LAP	SECTOR 1	SECTOR 2	SECTOR 3	SECTOR 4	LAP TIME	MPH	DIFF	TIME OF DAY			
1 -	98.2	29.524	13.716	120.2	14.585	104.6	1:26.716	82.16	8.087	17:56:40.397	
2 -	22.369	107.7	28.604	13.516	121.7	14.522	105.5	1:19.011	90.17	0.382	17:57:59.408
3 -	22.482	109.4	28.585	13.675	119.1	14.569	103.8	1:19.311	89.83	0.682	17:59:18.719
4 -	22.729	107.8	28.755	13.740	118.3	14.583	104.0	1:19.807	89.27	1.178	18:00:38.526
5 -	22.674	110.0	28.826	13.770	117.9	14.607	105.5	1:19.877	89.19	1.248	18:01:58.403
6 -	22.704	111.8	28.728	13.558	120.4	14.370	105.0	1:19.360	89.77	0.731	18:03:17.763
7 -	22.531	108.9	28.829	13.680	119.4	14.301	105.3	1:19.341	89.79	0.712	18:04:37.104
8 -	22.539	111.2	28.390	13.622	120.0	14.325	104.5	1:18.876	90.32	0.247	18:05:55.980
9 -	22.683	106.1	28.698	13.508	120.4	14.419	104.0	1:19.308	89.83	0.679	18:07:15.288
10 -	22.406	111.4	28.418	13.606	118.3	14.323	104.3	1:18.753 (3)	90.46	0.124	18:08:34.041
11 -	22.446	109.6	28.361	13.567	119.1	14.255	105.0	1:18.629 (1)	90.61		18:09:52.670
12 -	22.615	109.4	28.361	13.472	119.6	14.200	105.5	1:18.648 (2)	90.58	0.019	18:11:11.318
13 -	22.975	108.5	28.549	13.566	119.8	14.326	105.0	1:19.416	89.71	0.787	18:12:30.734
14 -	22.745	109.1	28.373	13.522	118.9	14.481	102.1	1:19.121	90.04	0.492	18:13:49.855
15 -	22.605	109.2	28.532	13.695	117.3	14.293	105.1	1:19.125	90.04	0.496	18:15:08.980
16 -	22.337	108.2	28.661	13.524	118.7	14.404	105.1	1:18.926	90.26	0.297	18:16:27.906
17 -	22.811	109.4	29.077	13.542	120.0	14.268	106.3	1:19.698	89.39	1.069	18:17:47.604
18 -	22.720	109.4	28.829	13.533	119.8	14.355	105.0	1:19.437	89.68	0.808	18:19:07.041
19 -	22.705	109.1	28.739	13.585	119.8	14.320	105.6	1:19.349	89.78	0.720	18:20:26.390
20 -	22.587	109.4	28.748	13.537	118.5	14.346	104.0	1:19.218	89.93	0.589	18:21:45.608

P26 99		Peter WILLIS				Honda - WM Racing					
IDEAL LAP TIME : 1:18.874		BEST LAP TIME : 1:19.179				DIFFERENCE : 0.305					
LAP	SECTOR 1	SECTOR 2	SECTOR 3	SECTOR 4	LAP TIME	MPH	DIFF	TIME OF DAY			
1 -	97.1	29.736	13.858	119.8	14.510	104.3	1:27.664	81.27	8.485	17:56:41.345	
2 -	22.675	105.3	29.201	13.766	119.6	14.659	102.6	1:20.301	88.72	1.122	17:58:01.646
3 -	22.792	105.6	28.916	13.737	118.7	14.265	103.8	1:19.710	89.38	0.531	17:59:21.356
4 -	22.643	104.8	29.074	13.761	118.1	14.179	104.2	1:19.657	89.44	0.478	18:00:41.013
5 -	22.365	108.2	28.989	13.719	118.9	14.278	104.2	1:19.351 (3)	89.78	0.172	18:02:00.364
6 -	22.496	108.4	28.839	13.796	118.5	14.253	104.3	1:19.384	89.74	0.205	18:03:19.748
7 -	22.539	105.6	28.694	13.684	118.5	14.262	103.2	1:19.179 (1)	89.98		18:04:38.927
8 -	22.890	101.6	28.692	13.694	118.5	14.361	103.0	1:19.637	89.46	0.458	18:05:58.564
9 -	22.646	107.0	28.862	13.861	117.9	14.387	102.2	1:19.756	89.33	0.577	18:07:18.320
10 -	22.887	101.2	29.022	13.834	117.7	14.190	103.5	1:19.933	89.13	0.754	18:08:38.253
11 -	22.577	105.0	28.999	13.890	116.7	14.347	103.0	1:19.813	89.26	0.634	18:09:58.066
12 -	22.742	104.0	28.969	13.954	116.5	14.214	103.0	1:19.879	89.19	0.700	18:11:17.945
13 -	22.740	105.6	28.809	14.002	116.1	14.462	102.2	1:20.013	89.04	0.834	18:12:37.958
14 -	22.817	105.0	28.929	13.907	116.1	14.267	102.6	1:19.920	89.14	0.741	18:13:57.878
15 -	22.762	105.0	28.930	13.888	116.7	14.133	102.9	1:19.713	89.37	0.534	18:15:17.591
16 -	22.627	102.9	28.999	13.861	116.3	14.165	102.2	1:19.652	89.44	0.473	18:16:37.243
17 -	22.557	105.6	29.004	13.837	115.9	14.216	103.2	1:19.614	89.48	0.435	18:17:56.857
18 -	22.609	106.0	28.984	13.901	116.3	14.247	102.4	1:19.741	89.34	0.562	18:19:16.598
19 -	22.635	105.8	28.890	13.846	116.5	14.221	102.7	1:19.592	89.51	0.413	18:20:36.190
20 -	22.498	110.5	28.744	13.716	116.9	14.351	102.6	1:19.309 (2)	89.83	0.130	18:21:55.499

Weather / Track : Cloudy / Dry

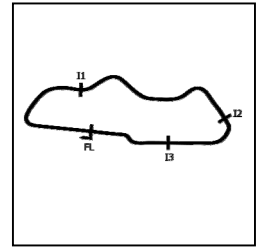
Donington Park National
 Circuit Length = 1.9790 miles
 Start: 17:55 Flag 18:20 End: 18:23

MCRCB BULLETIN TK248

2021 Bennetts British Superbike Championship - Round 5

2021 Honda British Talent Cup

RACE 2 - SECTOR ANALYSIS



SECTOR 1 = FL to I1, SECTOR 2 = I1 to I2, SECTOR 3 = I2 to I3, SECTOR 4 = I3 to FL, DIFF = Difference To Personal Best Lap, P = Crossed Finish Line in Pit Lane, D = Time Disallowed

P27 65		Alexander ROWAN				Honda - Victoria House Mortimer Racing					
IDEAL LAP TIME : 1:18.284		BEST LAP TIME : 1:18.536				DIFFERENCE : 0.252					
LAP	SECTOR 1	SECTOR 2	SECTOR 3	SECTOR 4	LAP TIME	MPH	DIFF	TIME OF DAY			
1 -	97.8	29.863	13.782	121.1	24.364	72.0	1:37.809	72.84	19.273	17:56:51.490	
2 -	24.043	108.7	29.376	13.754	117.3	14.522	103.2	1:21.695	87.21	3.159	17:58:13.185
3 -	22.989	105.8	29.277	13.817	117.1	14.444	103.5	1:20.527	88.47	1.991	17:59:33.712
4 -	22.940	107.0	29.244	13.753	117.7	14.385	103.4	1:20.322	88.70	1.786	18:00:54.034
5 -	22.809	104.3	29.230	13.661	117.5	14.442	102.4	1:20.142	88.90	1.606	18:02:14.176
6 -	22.674	105.3	28.766	13.579	118.1	14.491	101.6	1:19.510	89.60	0.974	18:03:33.686
7 -	22.756	104.5	28.817	13.569	117.7	14.354	103.4	1:19.496	89.62	0.960	18:04:53.182
8 -	22.504	109.2	28.597	13.502	118.7	14.265	104.0	1:18.868	90.33	0.332	18:06:12.050
9 -	22.728	106.3	29.131	13.651	117.5	14.360	103.2	1:19.870	89.20	1.334	18:07:31.920
10 -	22.393	107.8	28.427	13.473	118.9	14.379	104.6	1:18.672	(3) 90.56	0.136	18:08:50.592
11 -	22.306	107.5	28.398	13.520	117.3	14.312	103.5	1:18.536	(1) 90.71		18:10:09.128
12 -	22.882	108.4	28.552	13.617	117.1	14.239	102.4	1:19.290	89.85	0.754	18:11:28.418
13 -	22.369	109.1	28.423	13.680	116.9	14.186	103.0	1:18.658	(2) 90.57	0.122	18:12:47.076
14 -	22.678	107.7	28.449	13.553	117.1	14.180	103.2	1:18.860	90.34	0.324	18:14:05.936
15 -	22.579	107.3	28.680	13.570	117.1	14.262	103.2	1:19.091	90.08	0.555	18:15:25.027
16 -	22.581	106.3	28.567	13.568	117.1	14.189	103.7	1:18.905	90.29	0.369	18:16:43.932
17 -	22.624	110.0	28.404	13.584	117.3	14.271	101.0	1:18.883	90.31	0.347	18:18:02.815
18 -	22.840	107.2	28.325	13.632	117.1	14.182	103.8	1:18.979	90.20	0.443	18:19:21.794
19 -	22.547	107.7	28.594	13.653	117.5	23.586	65.4	1:28.380	80.61	9.844	18:20:50.174

P28 22		Anthony EAGLE				Honda - Microlise Cresswell Racing					
IDEAL LAP TIME : 1:19.689		BEST LAP TIME : 1:19.930				DIFFERENCE : 0.241					
LAP	SECTOR 1	SECTOR 2	SECTOR 3	SECTOR 4	LAP TIME	MPH	DIFF	TIME OF DAY			
1 -	97.1	29.843	13.879	118.3	14.477	102.7	1:27.262	81.64	7.332	17:56:40.943	
2 -	22.755	105.1	29.296	13.897	116.1	14.958	101.9	1:20.906	88.06	0.976	17:58:01.849
3 -	22.736	104.5	29.258	14.031	115.9	14.505	101.8	1:20.530	(3) 88.47	0.600	17:59:22.379
4 -	22.971	103.4	29.529	13.922	114.5	14.558	101.9	1:20.980	87.98	1.050	18:00:43.359
5 -	23.087	104.0	29.298	13.986	114.5	14.658	101.5	1:21.029	87.92	1.099	18:02:04.388
6 -	23.078	102.4	29.545	13.957	114.1	14.620	101.9	1:21.200	87.74	1.270	18:03:25.588
7 -	22.917	104.0	29.584	13.977	114.5	14.606	101.2	1:21.084	87.86	1.154	18:04:46.672
8 -	23.066	102.1	29.431	14.116	114.1	14.586	101.0	1:21.199	87.74	1.269	18:06:07.871
9 -	23.153	104.3	29.277	14.093	113.7	14.643	99.8	1:21.166	87.77	1.236	18:07:29.037
10 -	23.166	103.7	29.610	14.014	113.7	14.459	100.9	1:21.249	87.68	1.319	18:08:50.286
11 -	22.818	106.8	28.724	13.877	114.7	14.511	101.9	1:19.930	(1) 89.13		18:10:10.216
12 -	22.868	106.8	28.960	13.853	114.5	14.479	101.2	1:20.160	(2) 88.88	0.230	18:11:30.376
13 -	23.089	106.0	29.170	14.029	113.9	14.377	101.5	1:20.665	88.32	0.735	18:12:51.041
14 -	23.008	107.7	29.303	14.092	113.7	14.670	100.3	1:21.073	87.87	1.143	18:14:12.114
15 -	23.341	102.1	29.346	13.984	113.3	14.488	101.2	1:21.159	87.78	1.229	18:15:33.273
16 -	23.028	105.5	29.372	14.225	114.3	14.703	101.5	1:21.328	87.60	1.398	18:16:54.601
17 -	22.785	107.3	29.384	14.025	114.3	14.376	101.6	1:20.570	88.42	0.640	18:18:15.171
18 -	23.060	103.2	29.277	13.998	114.5	14.513	100.7	1:20.848	88.12	0.918	18:19:36.019
19 -	23.079	106.6	29.131	14.149	113.1	14.756	101.0	1:21.115	87.83	1.185	18:20:57.134

Weather / Track : Cloudy / Dry

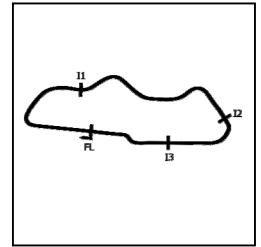
Donington Park National
Circuit Length = 1.9790 miles
Start: 17:55 Flag 18:20 End: 18:23

MCRCB BULLETIN TK248

2021 Bennetts British Superbike Championship - Round 5

2021 Honda British Talent Cup

RACE 2 - SECTOR ANALYSIS



SECTOR 1 = FL to I1, SECTOR 2 = I1 to I2, SECTOR 3 = I2 to I3, SECTOR 4 = I3 to FL, DIFF = Difference To Personal Best Lap, P = Crossed Finish Line in Pit Lane, D = Time Disallowed

P29 51		Holly HARRIS				Honda - MJL Racing					
IDEAL LAP TIME : 1:19.348		BEST LAP TIME : 1:19.712				DIFFERENCE : 0.364					
LAP	SECTOR 1	SECTOR 2	SECTOR 3	SECTOR 4	LAP TIME	MPH	DIFF	TIME OF DAY			
1 -	96.5	30.248	13.968	118.5	14.612	103.0	1:28.912	80.13	9.200	17:56:42.593	
2 -	23.214	101.5	29.872	13.997	117.9	14.570	103.5	1:21.653	87.25	1.941	17:58:04.246
3 -	22.999	106.6	29.842	13.961	117.7	14.750	102.9	1:21.552	87.36	1.840	17:59:25.798
4 -	23.063	100.4	29.877	14.046	117.5	14.440	103.8	1:21.426	87.49	1.714	18:00:47.224
5 -	23.096	99.8	29.890	13.886	117.7	14.518	102.7	1:21.390	87.53	1.678	18:02:08.614
6 -	23.125	104.3	29.650	13.856	117.7	14.572	102.9	1:21.203	87.73	1.491	18:03:29.817
7 -	22.894	98.2	29.895	13.914	117.5	14.313	103.4	1:21.016	87.94	1.304	18:04:50.833
8 -	22.876	105.0	29.319	13.989	116.7	14.530	103.4	1:20.714	88.27	1.002	18:06:11.547
9 -	22.955	104.5	29.615	13.931	117.1	14.400	104.6	1:20.901	88.06	1.189	18:07:32.448
10 -	22.887	103.4	29.011	13.796	117.5	14.018	104.2	1:19.712 (1)	89.37		18:08:52.160
11 -	22.648	109.8	29.348	13.814	117.3	14.233	103.7	1:20.043	89.01	0.331	18:10:12.203
12 -	22.911	107.2	28.969	13.713	117.5	14.209	103.5	1:19.802 (2)	89.27	0.090	18:11:32.005
13 -	22.804	103.5	29.172	13.799	117.1	14.216	103.5	1:19.991 (3)	89.06	0.279	18:12:51.996
14 -	22.814	104.5	29.302	13.786	118.3	14.418	103.5	1:20.320	88.70	0.608	18:14:12.316
15 -	23.064	99.8	29.749	13.855	116.9	14.595	104.2	1:21.263	87.67	1.551	18:15:33.579
16 -	23.033	101.0	30.363	14.369	118.7	14.172	104.3	1:21.937	86.95	2.225	18:16:55.516
17 -	22.976	97.6	29.407	13.778	118.3	14.343	103.8	1:20.504	88.50	0.792	18:18:16.020
18 -	22.962	100.7	29.446	13.863	118.3	14.317	104.5	1:20.588	88.40	0.876	18:19:36.608
19 -	22.981	106.3	29.146	13.799	117.7	14.815	104.6	1:20.741	88.24	1.029	18:20:57.349

P30 5		Mason JOHNSON				Honda - Johnson Racing					
IDEAL LAP TIME : 1:17.290		BEST LAP TIME : 1:17.659				DIFFERENCE : 0.369					
LAP	SECTOR 1	SECTOR 2	SECTOR 3	SECTOR 4	LAP TIME	MPH	DIFF	TIME OF DAY			
1 -	102.4	28.790	13.535	121.1	14.187	102.4	1:23.925	84.89	6.266	17:56:37.606	
2 -	22.647	106.8	28.370	13.585	118.7	14.167	104.0	1:18.769	90.44	1.110	17:57:56.375
3 -	22.184	110.1	28.292	13.493	118.7	13.912	103.0	1:17.881	91.48	0.222	17:59:14.256
4 -	22.182	114.5	28.084	13.588	117.1	13.805	103.8	1:17.659 (1)	91.74		18:00:31.915
5 -	22.260	111.8	28.690	13.822	117.1	14.054	102.7	1:18.826	90.38	1.167	18:01:50.741
6 -	22.422	113.3	29.007	13.452	117.5	13.920	102.4	1:18.801	90.41	1.142	18:03:09.542
7 -	22.215	111.8	28.411	13.676	116.3	13.997	102.2	1:18.299	90.99	0.640	18:04:27.841
8 -	22.168	109.2	28.170	13.419	119.6	13.942	101.0	1:17.699 (2)	91.69	0.040	18:05:45.540
9 -	22.201	113.1	28.346	13.800	115.9	13.866	102.2	1:18.213	91.09	0.554	18:07:03.753
10 -	22.329	112.9	28.312	13.739	118.1	13.619	104.6	1:17.999	91.34	0.340	18:08:21.752
11 -	22.230	110.7	28.143	13.570	117.5	13.870	102.9	1:17.813 (3)	91.56	0.154	18:09:39.565

Weather / Track : Cloudy / Dry

Donington Park National
Circuit Length = 1.9790 miles
Start: 17:55 Flag 18:20 End: 18:23

MCRCB BULLETIN TK249

2021 Bennetts British Superbike Championship - Round 5

2021 Honda British Talent Cup

RACE 2 - BEST SECTORS

SECTOR 1				SECTOR 2				SECTOR 3				SECTOR 4				IDEAL / BEST COMPARISON			
POS	NO	NAME	TIME	NO	NAME	TIME	NO	NAME	TIME	NO	NAME	TIME	POS	NO	NAME	IDEAL	BEST	DIFF	
																PERFECT LAP 1:14.570			
1	57	GARNESS	21.321	9	STUART-	26.993	57	GARNESS	12.930	34	COOK	13.326	1	57	GARNESS	1:14.757	1:15.527	0.770	
2	48	WALKER	21.367	7	LYONS	27.009	53	VEIJER	12.969	74	BROWN	13.377	2	9	STUART-CAMPBELL	1:14.839	1:15.185	0.346	
3	53	VEIJER	21.376	57	GARNESS	27.044	48	WALKER	12.995	9	STUART-	13.414	3	48	WALKER	1:14.981	1:15.519	0.538	
4	9	STUART-	21.402	53	VEIJER	27.074	9	STUART-	13.030	52	BELFORD	13.433	4	34	COOK	1:15.047	1:15.387	0.340	
5	4	MOUNSEY	21.420	74	BROWN	27.079	4	MOUNSEY	13.042	57	GARNESS	13.462	5	53	VEIJER	1:15.054	1:15.523	0.469	
6	67	O'GORMA	21.467	48	WALKER	27.143	34	COOK	13.058	48	WALKER	13.476	6	74	BROWN	1:15.061	1:15.584	0.523	
7	52	BELFORD	21.467	34	COOK	27.159	52	BELFORD	13.110	67	O'GORMA	13.491	7	4	MOUNSEY	1:15.171	1:15.679	0.508	
8	74	BROWN	21.488	4	MOUNSEY	27.207	74	BROWN	13.117	4	MOUNSEY	13.502	8	52	BELFORD	1:15.227	1:15.448	0.221	
9	34	COOK	21.504	52	BELFORD	27.217	67	O'GORMA	13.127	7	LYONS	13.510	9	7	LYONS	1:15.252	1:15.567	0.315	
10	37	TINKER	21.525	67	O'GORMA	27.290	7	LYONS	13.168	37	TINKER	13.539	10	67	O'GORMAN	1:15.375	1:15.720	0.345	
11	7	LYONS	21.565	37	TINKER	27.310	37	TINKER	13.250	96	BANHAM	13.569	11	37	TINKER	1:15.624	1:16.032	0.408	
12	21	JEFFREY	21.696	15	CROSBY	27.450	66	DOBSON	13.263	21	JEFFREY	13.577	12	21	JEFFREY	1:16.143	1:16.573	0.430	
13	15	CROSBY	21.863	21	JEFFREY	27.561	23	STEPHEN	13.271	23	STEPHEN	13.604	13	15	CROSBY	1:16.283	1:16.449	0.166	
14	66	DOBSON	21.908	23	STEPHEN	27.578	21	JEFFREY	13.309	5	JOHNSON	13.619	14	23	STEPHENSON	1:16.431	1:16.609	0.178	
15	14	PENDRIL	21.935	8	MOORE	27.636	41	HOPKINS	13.318	53	VEIJER	13.635	15	66	DOBSON	1:16.686	1:17.144	0.458	
16	12	BANNIST	21.945	12	BANNIST	27.678	12	BANNIST	13.318	15	CROSBY	13.637	16	12	BANNISTER	1:16.753	1:17.146	0.393	
17	41	HOPKINS	21.956	96	BANHAM	27.725	15	CROSBY	13.333	66	DOBSON	13.670	17	14	PENDRILL	1:16.887	1:17.152	0.265	
18	23	STEPHEN	21.978	29	BROWN	27.821	14	PENDRIL	13.346	8	MOORE	13.698	18	96	BANHAM	1:16.892	1:17.083	0.191	
19	29	BROWN	21.995	66	DOBSON	27.845	5	JOHNSON	13.419	29	BROWN	13.717	19	8	MOORE	1:16.940	1:17.169	0.229	
20	96	BANHAM	22.094	14	PENDRIL	27.847	29	BROWN	13.445	14	PENDRIL	13.759	20	29	BROWN	1:16.978	1:17.204	0.226	
21	8	MOORE	22.153	41	HOPKINS	27.884	8	MOORE	13.453	12	BANNIST	13.812	21	41	HOPKINS	1:17.032	1:17.259	0.227	
22	5	JOHNSON	22.168	2	COATES	28.082	61	MACKAY	13.472	41	HOPKINS	13.874	22	5	JOHNSON	1:17.290	1:17.659	0.369	
23	2	COATES	22.171	5	JOHNSON	28.084	65	ROWAN	13.473	33	CUNNING	13.933	23	33	CUNNINGHAM	1:17.990	1:18.289	0.299	
24	65	ROWAN	22.306	33	CUNNING	28.144	96	BANHAM	13.504	44	HILL	13.994	24	2	COATES	1:18.013	1:18.666	0.653	
25	33	CUNNING	22.336	44	HILL	28.226	2	COATES	13.525	51	HARRIS	14.018	25	44	HILL	1:18.190	1:18.645	0.455	
26	61	MACKAY	22.337	65	ROWAN	28.325	33	CUNNING	13.577	99	WILLIS	14.133	26	65	ROWAN	1:18.284	1:18.536	0.252	
27	99	WILLIS	22.365	61	MACKAY	28.361	44	HILL	13.584	65	ROWAN	14.180	27	61	MACKAY	1:18.370	1:18.629	0.259	
28	44	HILL	22.386	99	WILLIS	28.692	99	WILLIS	13.684	61	MACKAY	14.200	28	99	WILLIS	1:18.874	1:19.179	0.305	
29	51	HARRIS	22.648	22	EAGLE	28.724	51	HARRIS	13.713	2	COATES	14.235	29	51	HARRIS	1:19.348	1:19.712	0.364	
30	22	EAGLE	22.736	51	HARRIS	28.969	22	EAGLE	13.853	22	EAGLE	14.376	30	22	EAGLE	1:19.689	1:19.930	0.241	

Weather / Track : Cloudy / Dry

Results can be found at www.tsl-timing.com

Donington Park National
Circuit Length = 1.9790 miles
Start: 17:55 Flag 18:20 End: 18:23

Printed - 18:27 Saturday, 14 August 2021

MCRCB BULLETIN TK250**2021 Bennetts British Superbike Championship - Round 5****2021 Honda British Talent Cup****RACE 2 - BEST SPEEDS**

POS	INTERMEDIATE 1			INTERMEDIATE 2			INTERMEDIATE 3			FINISH LINE		
	NO	NAME	MPH	NO	NAME	MPH	NO	NAME	MPH	NO	NAME	MPH
1	74	BROWN	123.3				57	GARNESS	125.4	4	MOUNSEY	108.9
2	57	GARNESS	121.5				9	STUART-CAMPBELL	124.9	57	GARNESS	108.5
3	7	LYONS	121.1				53	VEIJER	124.5	53	VEIJER	108.5
4	34	COOK	120.9				34	COOK	123.8	67	O'GORMAN	108.0
5	9	STUART-CAMPBELL	120.6				21	JEFFREY	123.8	52	BELFORD	108.0
6	4	MOUNSEY	119.6				4	MOUNSEY	123.8	9	STUART-CAMPBELL	107.8
7	48	WALKER	119.4				67	O'GORMAN	123.5	21	JEFFREY	106.8
8	53	VEIJER	119.1				52	BELFORD	123.3	34	COOK	106.6
9	52	BELFORD	118.9				48	WALKER	122.9	48	WALKER	106.5
10	15	CROSBY	117.7				37	TINKER	122.9	61	MACKAY	106.3
11	23	STEPHENSON	116.9				8	MOORE	122.4	37	TINKER	106.1
12	67	O'GORMAN	116.5				7	LYONS	122.2	12	BANNISTER	106.1
13	96	BANHAM	116.3				61	MACKAY	121.7	66	DOBSON	105.8
14	12	BANNISTER	116.3				74	BROWN	121.3	7	LYONS	105.5
15	14	PENDRILL	115.7				14	PENDRILL	121.3	74	BROWN	105.3
16	21	JEFFREY	115.3				12	BANNISTER	121.3	41	HOPKINS	105.1
17	37	TINKER	115.3				66	DOBSON	121.3	8	MOORE	105.1
18	29	BROWN	115.1				41	HOPKINS	121.1	29	BROWN	104.6
19	66	DOBSON	114.7				65	ROWAN	121.1	14	PENDRILL	104.6
20	2	COATES	114.7				5	JOHNSON	121.1	65	ROWAN	104.6
21	41	HOPKINS	114.5				23	STEPHENSON	120.9	51	HARRIS	104.6
22	5	JOHNSON	114.5				15	CROSBY	120.4	5	JOHNSON	104.6
23	44	HILL	113.1				29	BROWN	120.4	23	STEPHENSON	104.5
24	8	MOORE	112.9				99	WILLIS	119.8	99	WILLIS	104.3
25	33	CUNNINGHAM	112.2				44	HILL	119.1	15	CROSBY	103.8
26	61	MACKAY	111.8				2	COATES	118.9	33	CUNNINGHAM	103.5
27	99	WILLIS	110.5				51	HARRIS	118.7	2	COATES	103.2
28	65	ROWAN	110.0				96	BANHAM	118.3	44	HILL	103.0
29	51	HARRIS	109.8				33	CUNNINGHAM	118.3	96	BANHAM	102.7
30	22	EAGLE	107.7				22	EAGLE	118.3	22	EAGLE	102.7

Weather / Track : Cloudy / Dry

Results can be found at www.tsl-timing.comDonington Park National
Circuit Length = 1.9790 miles
Start: 17:55 Flag 18:20 End: 18:23

Printed - 18:28 Saturday, 14 August 2021

MCRCB BULLETIN TK251**2021 Bennetts British Superbike Championship - Round 5****2021 Honda British Talent Cup****RACE 2 - FASTEST LAP CLASSIFICATION**

POS	RACE POS	NO	NAME	NAT	ENTRY	BEST	ON
1	5	9	Bailey STUART-CAMPBELL	GBR	Honda - Team 151s	1:15.185	20
2	3	34	James COOK	GBR	Honda - Wilson Racing	1:15.387	7
3	9	52	Evan BELFORD	GBR	Honda - City Lifting by RS Racing	1:15.448	7
4	6	48	Ollie WALKER	GBR	Honda - Moto Rapido / SP125 Racing	1:15.519	19
5	8	53	Kiyano VEIJER	NLD	Honda - Microlise Cresswell Racing	1:15.523	8
6	2	57	Johnny GARNESSE	GBR	Honda - City Lifting by RS Racing	1:15.527	19
7	4	7	Jamie LYONS	GBR	Honda - C&M Motors Ltd / Tooltec Racing	1:15.567	8
8	7	74	Carter BROWN	GBR	Honda - City Lifting by RS Racing	1:15.584	15
9	12	4	Sullivan MOUNSEY	GBR	Honda - iForce Lloyd & Jones	1:15.679	12
10	1	67	Casey O'GORMAN	GBR	Honda - Microlise Cresswell Racing	1:15.720	7
11	15	37	Corey TINKER	GBR	Honda - CT Racing	1:16.032	15
12	11	15	Harrison CROSBY	GBR	Honda - Banks Racing	1:16.449	3
13	10	21	Troy JEFFREY	GBR	Honda - Stiggymotorsport	1:16.573	3
14	14	23	Rhys STEPHENSON	GBR	Honda - Rocket Racing	1:16.609	20
15	13	96	Rossi BANHAM	GBR	Honda - MJL Racing	1:17.083	6
16	21	66	Rossi DOBSON	GBR	Honda - WM Racing	1:17.144	19
17	20	12	Josh BANNISTER	GBR	Honda - Dunsley Heat Racing	1:17.146	12
18	18	14	Evann PENDRILL	GBR	Honda - EPRacing / SP125 Racing	1:17.152	19
19	19	8	Ross MOORE	GBR	Honda - B Moore Honda	1:17.169	17
20	16	29	Lucas BROWN	GBR	Honda - Amphibian Scaffolding / SP125 Racing	1:17.204	19
21	17	41	Luca HOPKINS	GBR	Honda - Wilson Racing	1:17.259	19
22	30	5	Mason JOHNSON	GBR	Honda - Johnson Racing	1:17.659	4
23	22	33	JJ CUNNINGHAM	GBR	Honda - Thorneycroft56 / JCRsupersport	1:18.289	9
24	27	65	Alexander ROWAN	GBR	Honda - Victoria House Mortimer Racing	1:18.536	11
25	25	61	Harrison MACKAY	GBR	Honda - True Heroes Racing / Super Soco	1:18.629	11
26	24	44	Lucas HILL	GBR	Honda - Ashcourt Racing	1:18.645	9
27	23	2	Rhys COATES	GBR	Honda - Ernie Coates Race Support / SP125 Racing	1:18.666	14
28	26	99	Peter WILLIS	GBR	Honda - WM Racing	1:19.179	7
29	29	51	Holly HARRIS	GBR	Honda - MJL Racing	1:19.712	10
30	28	22	Anthony EAGLE	UZB	Honda - Microlise Cresswell Racing	1:19.930	11

Weather / Track : Cloudy / Dry

Results can be found at www.tsl-timing.comDonington Park National
Circuit Length = 1.9790 miles
Start: 17:55 Flag 18:20 End: 18:23

Printed - 18:25 Saturday, 14 August 2021

MCRCB BULLETIN TK252

2021 Bennetts British Superbike Championship - Round 5

2021 Honda British Talent Cup

RACE 2 - STATISTICS

Competitors Started	30
Planned Start	2021-08-14 @ 17:55:00.000
Actual Start	2021-08-14 @ 17:55:13.680
Finish Time	2021-08-14 @ 18:20:41.268
Track Length	1.9790mi.
Total Laps	588
Total Distance Covered	1163.6915mi.

Session Fastest Lap History

NO	NAME	LAP TIME	TIME OF DAY	LAP	VEHICLE
57	Johnny GARNESS	1:15.764	17:57:49.193	2	Honda
57	Johnny GARNESS	1:15.732	18:02:54.639	6	Honda
34	James COOK	1:15.606	18:02:55.713	6	Honda
34	James COOK	1:15.387	18:04:11.100	7	Honda
9	Bailey STUART-CAMPBELL	1:15.185	18:20:41.898	20	Honda

Session Leader History

NO	NAME	FROM LAP	LAPS LED	DISTANCE	VEHICLE
57	Johnny GARNESS	1	2	3.92 miles	Honda
67	Casey O'GORMAN	3	3	5.93 miles	Honda
57	Johnny GARNESS	6	4	7.91 miles	Honda
67	Casey O'GORMAN	10	4	7.91 miles	Honda
53	Kiyano VEIJER	14	3	5.93 miles	Honda
67	Casey O'GORMAN	17	1	1.97 miles	Honda
74	Carter BROWN	18	1	1.97 miles	Honda
67	Casey O'GORMAN	19	2	3.95 miles	Honda

Flag History

TYPE	TIME OF DAY
GREEN	17:55:13.680
FINISH	18:20:41.268

Flag Statistics

TYPE	COUNT	TOTAL LAPS	TOTAL TIME
Green	1	20	27:55.290
Red	0	0	0.000
Safety Car	0	0	0.000
FCY	0	0	0.000

Weather / Track : Cloudy / Dry

Results can be found at www.tsl-timing.com

Donington Park National
Circuit Length = 1.9790 miles
Start: 17:55 Flag 18:20 End: 18:23

Printed - 18:28 Saturday, 14 August 2021

MCRCB BULLETIN TK253

2021 Bennetts British Superbike Championship - Round 5

2021 Honda British Talent Cup

RACE 2 - SESSION NOTES

TIME	MESSAGE
17:45:01	PITLANE OPEN
17:50:00	PITLANE CLOSED
17:50:01	
17:50:06	5 MINUTES TO WARM UP LAP
17:50:06	
17:51:00	3 MINUTES TO WARM UP LAP
17:51:02	
17:52:01	1 MINUTE TO WARM UP LAP
17:52:01	
17:52:31	30 SECONDS TO WARM UP LAP
17:52:34	
17:52:53	GREEN FLAG - WARM UP LAP
17:54:27	RACE START
17:57:09	RIDE THROUGH PENALTY NO. 37
17:57:23	JUMP START
18:10:16	NO. 5 FALLER AT T1 REDGATE - RIDER OK
18:11:58	TWO THIRDS DISTANCE COMPLETED
18:11:59	NO. 53 LONG LAP EQUIVALENT TIME PENALTY (2 SECS)
18:11:59	OVERTAKING UNDER YELLOW FLAG AT T1 - LAP 13
18:12:31	TIME PENALTY NO. 53 +2
18:13:09	NO. 74 - COURSE CUT T9/10 - LAP 13
18:13:41	TIME PENALTY NO. 74 +2
18:13:58	NO. 74 - COURSE CUT T9/10 - LAP 13
18:14:21	COURSE CUT T9/10 - LAP 13
18:15:53	NO. 52 - COURSE CUT T9/10 - LAP 16
18:17:13	TIME PENALTY NO. 52 +2
18:17:18	COURSE CUT T9/10 - LAP 16
18:18:58	NO. 66 - COURSE CUT T9/10 - LAP 18
18:20:10	COURSE CUT T9/10 - LAP 18
18:20:16	TIME PENALTY NO. 66 +2

Weather / Track : Cloudy / Dry

Results can be found at www.tsl-timing.com

Donington Park National
Circuit Length = 1.9790 miles
Start: 17:55 Flag 18:20 End: 18:23

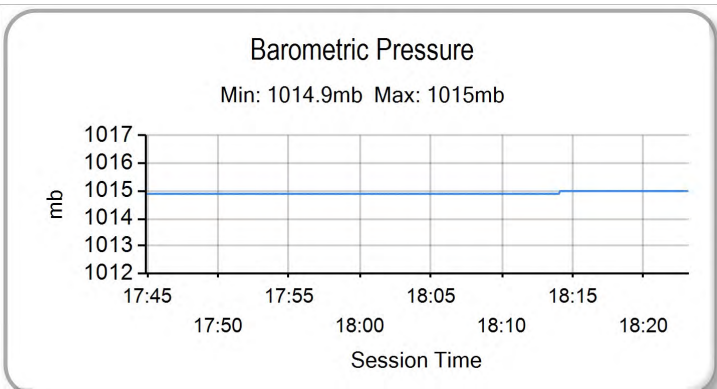
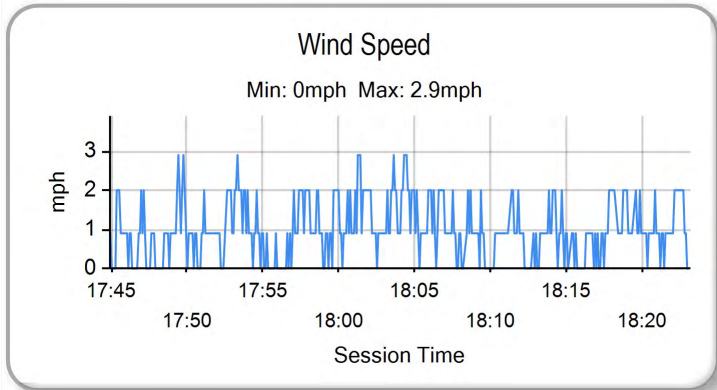
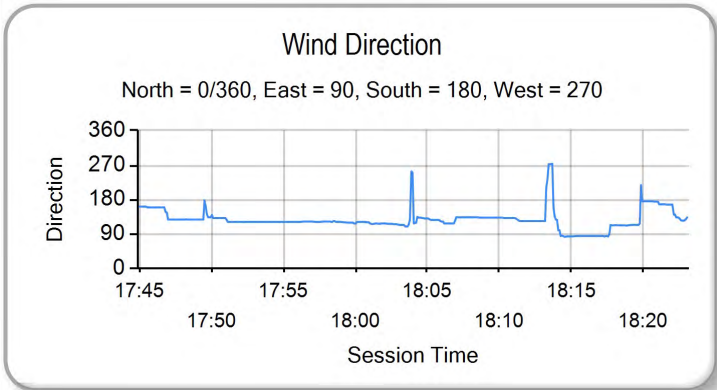
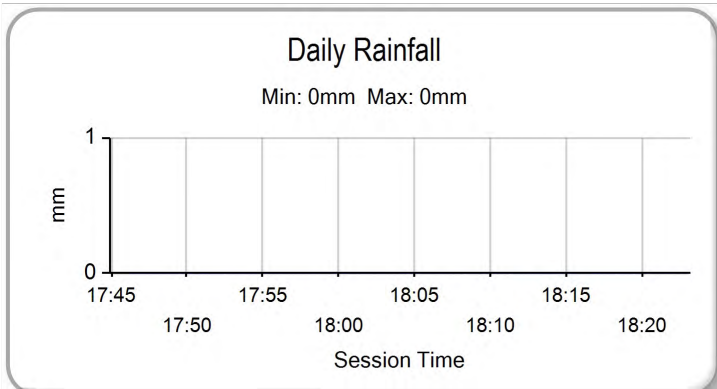
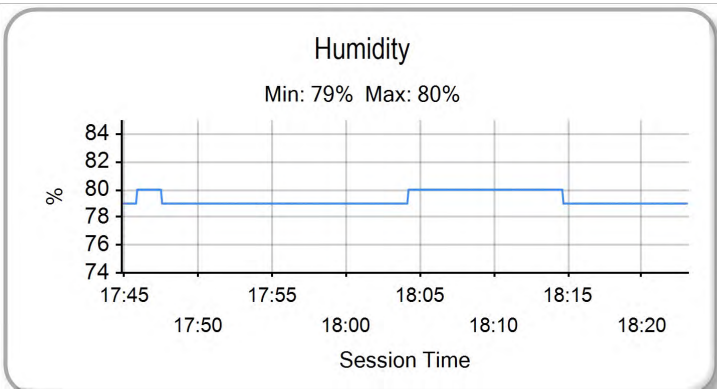
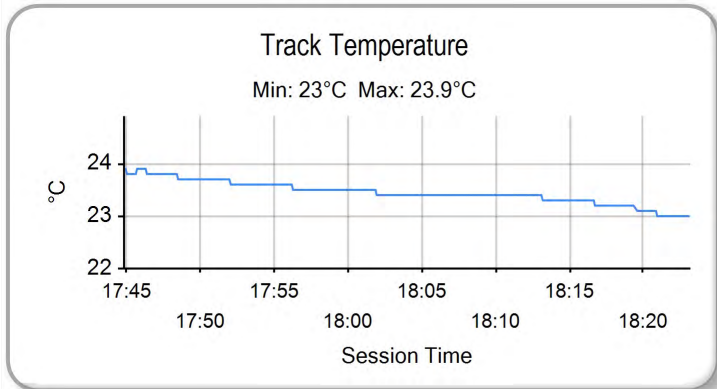
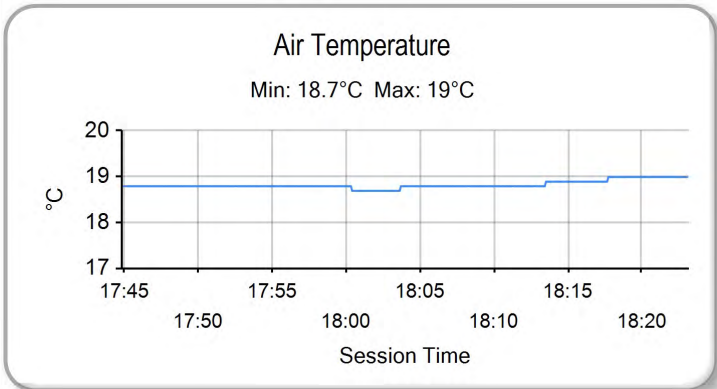
Printed - 18:28 Saturday, 14 August 2021

MCRCB BULLETIN TK254

2021 Bennetts British Superbike Championship - Round 5

2021 Honda British Talent Cup

RACE 2 - WEATHER CONDITIONS



Weather / Track : Cloudy / Dry

Results can be found at www.tsl-timing.com

Donington Park National
Circuit Length = 1.9790 miles
Start: 17:55 Flag 18:20 End: 18:23

Printed - 18:30 Saturday, 14 August 2021

RACE 3 - GRID (22 Laps) - PROVISIONAL

ROW 10	30	1:19.930	22	Anthony EAGLE	29	1:19.712	51	Holly HARRIS	28	1:19.179	99	Peter WILLIS		
ROW 9			27	1:18.666	2	Rhys COATES	26	1:18.645	44	Lucas HILL	25	1:18.629	61	Harrison MACKAY
ROW 8	24	1:18.536	65	Alexander ROWAN	23	1:18.289	33	JJ CUNNINGHAM	22	1:17.659	5	Mason JOHNSON		
ROW 7			21	1:17.259	41	Luca HOPKINS	20	1:17.204	29	Lucas BROWN	19	1:17.169	8	Ross MOORE
ROW 6	18	1:17.152	14	Evann PENDRILL	17	1:17.146	12	Josh BANNISTER	16	1:17.144	66	Rossi DOBSON		
ROW 5			15	1:17.083	96	Rossi BANHAM	14	1:16.609	23	Rhys STEPHENSON	13	1:16.573	21	Troy JEFFREY
ROW 4	12	1:16.449	15	Harrison CROSBY	11	1:16.032	37	Corey TINKER	10	1:15.720	67	Casey O'GORMAN		
ROW 3			9	1:15.679	4	Sullivan MOUNSEY	8	1:15.584	74	Carter BROWN	7	1:15.567	7	Jamie LYONS
ROW 2	6	1:15.527	57	Johnny GARNESS	5	1:15.523	53	Kiyano VEIJER	4	1:15.519	48	Ollie WALKER		
ROW 1			3	1:15.448	52	Evan BELFORD	2	1:15.387	34	James COOK	1	1:15.185	9	Bailey STUART-CAMPBELL
														Pole

These results are provisional until the conclusion of any judicial and technical matters.

Donington Park National
Circuit Length = 1.9790 miles

Race Director : Stuart Higgs	Stewards :	Timekeeper : Richard Evans
------------------------------	------------	----------------------------

Results can be found at www.britishsuperbike.com

Printed - 18:30 Saturday, 14 August 2021



POS	NO	NAME	NAT	ENTRY	TIME	ON	LAPS	GAP	DIFF	MPH
1	74	Carter BROWN	GBR	Honda - City Lifting by RS Racing	1:15.540	7	7			94.31
2	52	Evan BELFORD	GBR	Honda - City Lifting by RS Racing	1:15.740	7	7	0.200	0.200	94.06
3	57	Johnny GARNES	GBR	Honda - City Lifting by RS Racing	1:15.797	7	7	0.257	0.057	93.99
4	67	Casey O'GORMAN	GBR	Honda - Microlise Cresswell Racing	1:16.459	6	7	0.919	0.662	93.18
5	7	Jamie LYONS	GBR	Honda - C&M Motors Ltd / Tooltec Racing	1:16.795	6	7	1.255	0.336	92.77
6	34	James COOK	GBR	Honda - Wilson Racing	1:16.810	5	7	1.270	0.015	92.75
7	4	Sullivan MOUNSEY	GBR	Honda - iForce Lloyd & Jones	1:16.818	6	7	1.278	0.008	92.74
8	23	Rhys STEPHENSON	GBR	Honda - Rocket Racing	1:16.874	6	7	1.334	0.056	92.67
9	53	Kiyano VEIJER	NLD	Honda - Microlise Cresswell Racing	1:17.074	5	6	1.534	0.200	92.43
10	48	Ollie WALKER	GBR	Honda - Moto Rapido / SP125 Racing	1:17.382	2	2	1.842	0.308	92.07
11	15	Harrison CROSBY	GBR	Honda - Banks Racing	1:17.386	5	6	1.846	0.004	92.06
12	9	Bailey STUART-CAMPBELL	GBR	Honda - Team 151s	1:17.719	5	6	2.179	0.333	91.67
13	29	Lucas BROWN	GBR	Honda - Amphibian Scaffolding / SP125 Racing	1:17.735	7	7	2.195	0.016	91.65
14	96	Rossi BANHAM	GBR	Honda - MJL Racing	1:17.777	3	6	2.237	0.042	91.60
15	8	Ross MOORE	GBR	Honda - B Moore Honda	1:17.924	5	6	2.384	0.147	91.43
16	14	Evann PENDRILL	GBR	Honda - EPRacing / SP125 Racing	1:17.938	6	6	2.398	0.014	91.41
17	37	Corey TINKER	GBR	Honda - CT Racing	1:18.008	5	5	2.468	0.070	91.33
18	5	Mason JOHNSON	GBR	Honda - Johnson Racing	1:18.309	5	6	2.769	0.301	90.98
19	21	Troy JEFFREY	GBR	Honda - Stiggymotorsport	1:18.396	3	7	2.856	0.087	90.88
20	41	Luca HOPKINS	GBR	Honda - Wilson Racing	1:18.595	5	6	3.055	0.199	90.65
21	12	Josh BANNISTER	GBR	Honda - Dunsley Heat Racing	1:18.678	6	6	3.138	0.083	90.55
22	44	Lucas HILL	GBR	Honda - Ashcourt Racing	1:19.058	5	6	3.518	0.380	90.11
23	61	Harrison MACKAY	GBR	Honda - True Heroes Racing / Super Soco	1:19.064	6	6	3.524	0.006	90.11
24	66	Rossi DOBSON	GBR	Honda - WM Racing	1:19.078	5	6	3.538	0.014	90.09
25	33	JJ CUNNINGHAM	GBR	Honda - Thorneycroft56 / JCRsupersport	1:19.354	5	6	3.814	0.276	89.78
26	99	Peter WILLIS	GBR	Honda - WM Racing	1:20.346	6	6	4.806	0.992	88.67
27	2	Rhys COATES	GBR	Honda - Ernie Coates Race Support / SP125 Racing	1:20.521	3	6	4.981	0.175	88.48
28	65	Alexander ROWAN	GBR	Honda - Victoria House Mortimer Racing	1:20.778	2	6	5.238	0.257	88.20
29	51	Holly HARRIS	GBR	Honda - MJL Racing	1:21.055	5	6	5.515	0.277	87.89
30	22	Anthony EAGLE	UZB	Honda - Microlise Cresswell Racing	1:21.148	5	6	5.608	0.093	87.79

Weather / Track : Cloudy / Dry

These results are provisional until the conclusion of any judicial and technical matters.

Donington Park National

Circuit Length = 1.9790 miles

Start: 09:30 Flag 09:38 End: 09:39

Race Director : Stuart Higgs	Stewards :	Timekeeper : Richard Evans
------------------------------	------------	----------------------------

Results can be found at www.britishsuperbike.com

Printed - 09:40 Sunday, 15 August 2021

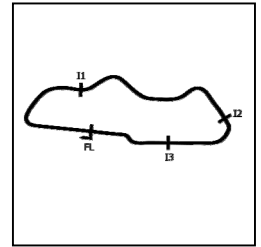


MCRCB BULLETIN TK286

2021 Bennetts British Superbike Championship - Round 5

2021 Honda British Talent Cup

WARM UP - SECTOR ANALYSIS



SECTOR 1 = FL to I1, SECTOR 2 = I1 to I2, SECTOR 3 = I2 to I3, SECTOR 4 = I3 to FL, DIFF = Difference To Personal Best Lap, P = Crossed Finish Line in Pit Lane, D = Time Disallowed

P1 74		Carter BROWN				Honda - City Lifting by RS Racing						
IDEAL LAP TIME : 1:15.290		BEST LAP TIME : 1:15.540				DIFFERENCE : 0.250						
LAP	SECTOR 1	SECTOR 2	SECTOR 3	SECTOR 4	LAP TIME	MPH	DIFF	TIME OF DAY				
1 -	OUTLAP	91.8	29.610	14.185	117.9	13.992	102.7		09:31:29.578			
2 -	22.181	105.0	28.247	13.666	118.1	13.674	104.0	1:17.768	91.61	2.228	09:32:47.346	
3 -	21.794	112.5	27.590	13.297	120.4	13.651	104.5	1:16.332	93.33	0.792	09:34:03.678	
4 -	21.731	111.2	27.743	13.372	117.5	13.493	103.0	1:16.339	93.32	0.799	09:35:20.017	
5 -	21.467	118.7	27.555	13.433	119.6	13.593	102.2	1:16.048	(2)	93.68	0.508	09:36:36.065
6 -	21.875	115.3	27.445	13.370	120.4	13.387	103.8	1:16.077	(3)	93.65	0.537	09:37:52.142
7 -	21.415	119.1	27.292	13.196	120.0	13.637	102.6	1:15.540	(1)	94.31		09:39:07.682

P2 52		Evan BELFORD				Honda - City Lifting by RS Racing						
IDEAL LAP TIME : 1:15.740		BEST LAP TIME : 1:15.740				DIFFERENCE : 0.000						
LAP	SECTOR 1	SECTOR 2	SECTOR 3	SECTOR 4	LAP TIME	MPH	DIFF	TIME OF DAY				
1 -	OUTLAP	98.3	30.174	14.306	115.7	14.616	103.0				09:31:25.757	
2 -	22.448	105.3	28.364	13.739	116.9	13.880	102.7	1:18.431	90.83	2.691	09:32:44.188	
3 -	22.000	114.7	27.875	13.567	118.5	13.672	104.3	1:17.114	92.39	1.374	09:34:01.302	
4 -	21.831	113.7	28.298	13.667	117.7	14.202	104.3	1:17.998	91.34	2.258	09:35:19.300	
5 -	21.849	110.5	27.695	13.577	117.1	13.813	105.1	1:16.934	(3)	92.60	1.194	09:36:36.234
6 -	21.627	114.9	27.359	13.476	118.3	13.680	105.5	1:16.142	(2)	93.57	0.402	09:37:52.376
7 -	21.558	117.9	27.232	13.422	119.4	13.528	104.6	1:15.740	(1)	94.06		09:39:08.116

P3 57		Johnny GARNESS				Honda - City Lifting by RS Racing						
IDEAL LAP TIME : 1:15.593		BEST LAP TIME : 1:15.797				DIFFERENCE : 0.204						
LAP	SECTOR 1	SECTOR 2	SECTOR 3	SECTOR 4	LAP TIME	MPH	DIFF	TIME OF DAY				
1 -	OUTLAP	85.5	30.497	13.736	123.5	14.394	105.3				09:31:27.819	
2 -	22.130	104.3	28.495	13.247	123.8	14.031	106.1	1:17.903	91.45	2.106	09:32:45.722	
3 -	21.879	111.1	27.815	13.270	121.3	13.684	105.8	1:16.648	92.95	0.851	09:34:02.370	
4 -	21.457	115.3	27.769	13.474	121.7	13.770	106.6	1:16.470	(3)	93.16	0.673	09:35:18.840
5 -	21.618	113.7	27.810	13.415	119.1	13.608	106.1	1:16.451	(2)	93.19	0.654	09:36:35.291
6 -	21.633	111.2	27.637	13.342	120.4	14.004	105.3	1:16.616	92.99	0.819	09:37:51.907	
7 -	21.302	113.7	27.436	13.255	121.1	13.804	102.4	1:15.797	(1)	93.99		09:39:07.704

P4 67		Casey O'GORMAN				Honda - Microlise Cresswell Racing						
IDEAL LAP TIME : 1:16.284		BEST LAP TIME : 1:16.459				DIFFERENCE : 0.175						
LAP	SECTOR 1	SECTOR 2	SECTOR 3	SECTOR 4	LAP TIME	MPH	DIFF	TIME OF DAY				
1 -	OUTLAP	91.4	29.680	14.026	116.7	14.272	105.3				09:31:29.991	
2 -	22.271	108.2	28.513	13.426	121.1	14.054	104.5	1:18.264	91.03	1.805	09:32:48.255	
3 -	22.047	108.2	27.923	13.305	121.1	13.834	105.1	1:17.109	92.39	0.650	09:34:05.364	
4 -	21.844	111.6	27.801	13.178	121.1	14.225	103.2	1:17.048	(3)	92.47	0.589	09:35:22.412
5 -	22.087	110.7	27.734	13.390	119.8	13.731	105.6	1:16.942	(2)	92.59	0.483	09:36:39.354
6 -	21.723	112.5	27.652	13.284	121.7	13.800	106.3	1:16.459	(1)	93.18		09:37:55.813
7 -	22.015	112.0	27.811	13.517	119.1	13.736	106.1	1:17.079	92.43	0.620	09:39:12.892	

P5 7		Jamie LYONS				Honda - C&M Motors Ltd / Tooltec Racing						
IDEAL LAP TIME : 1:16.623		BEST LAP TIME : 1:16.795				DIFFERENCE : 0.172						
LAP	SECTOR 1	SECTOR 2	SECTOR 3	SECTOR 4	LAP TIME	MPH	DIFF	TIME OF DAY				
1 -	OUTLAP	107.7	30.068	13.820	116.9	15.094	99.7				09:31:32.056	
2 -	22.786	112.5	28.728	13.712	116.3	13.822	102.2	1:19.048	90.13	2.253	09:32:51.104	
3 -	22.171	115.5	27.663	13.506	120.0	14.296	102.7	1:17.636	91.76	0.841	09:34:08.740	
4 -	22.118	106.1	28.653	13.693	114.7	13.853	101.6	1:18.317	90.97	1.522	09:35:27.057	
5 -	21.931	116.9	27.707	13.744	115.5	13.688	102.4	1:17.070	(3)	92.44	0.275	09:36:44.127
6 -	21.792	117.3	27.715	13.626	116.3	13.662	102.1	1:16.795	(1)	92.77		09:38:00.922
7 -	21.982	116.1	27.825	13.569	116.3	13.680	101.8	1:17.056	(2)	92.46	0.261	09:39:17.978

Weather / Track : Cloudy / Dry

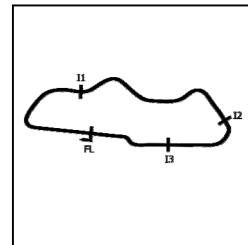
Donington Park National
Circuit Length = 1.9790 miles
Start: 09:30 Flag 09:38 End: 09:39

MCRCB BULLETIN TK286

2021 Bennetts British Superbike Championship - Round 5

2021 Honda British Talent Cup

WARM UP - SECTOR ANALYSIS



SECTOR 1 = FL to I1, SECTOR 2 = I1 to I2, SECTOR 3 = I2 to I3, SECTOR 4 = I3 to FL, DIFF = Difference To Personal Best Lap, P = Crossed Finish Line in Pit Lane, D = Time Disallowed

P6	34	James COOK				Honda - Wilson Racing			
IDEAL LAP TIME : 1:16.531		BEST LAP TIME : 1:16.810		DIFFERENCE : 0.279					

LAP	SECTOR 1	SECTOR 2	SECTOR 3	SECTOR 4	LAP TIME	MPH	DIFF	TIME OF DAY
1 -	OUTLAP	93.8	30.562	14.004	118.7	14.998	103.4	09:31:26.892
2 -	22.551	109.4	28.423	13.569	118.5	14.247	102.9	1:18.790 90.42 1.980 09:32:45.682
3 -	22.306	108.2	27.949	13.310	121.5	14.219	104.6	1:17.784 91.59 0.974 09:34:03.466
4 -	22.219	108.5	27.851	13.355	120.6	14.056	103.8	1:17.481 (3) 91.95 0.671 09:35:20.947
5 -	21.863	112.2	27.598	13.589	116.5	13.760	102.4	1:16.810 (1) 92.75 09:36:37.757
6 -	21.904	111.6	27.784	13.613	116.5	13.774	102.4	1:17.075 (2) 92.43 0.265 09:37:54.832
7 -	21.971	115.5	27.788	14.640	88.8	15.290	96.1	1:19.689 89.40 2.879 09:39:14.521

P7	4	Sullivan MOUNSEY				Honda - iForce Lloyd & Jones			
IDEAL LAP TIME : 1:16.802		BEST LAP TIME : 1:16.818		DIFFERENCE : 0.016					

LAP	SECTOR 1	SECTOR 2	SECTOR 3	SECTOR 4	LAP TIME	MPH	DIFF	TIME OF DAY
1 -	OUTLAP	97.1	30.090	13.793	119.6	14.590	102.9	09:31:26.559
2 -	22.264	111.8	28.638	13.500	118.5	14.467	102.7	1:18.869 90.33 2.051 09:32:45.428
3 -	22.326	106.0	27.944	13.353	121.5	14.017	100.6	1:17.640 (3) 91.76 0.822 09:34:03.068
4 -	22.147	113.9	28.112	13.454	119.1	13.983	103.2	1:17.696 91.69 0.878 09:35:20.764
5 -	21.911	114.1	28.269	13.341	119.6	13.882	103.5	1:17.403 (2) 92.04 0.585 09:36:38.167
6 -	21.927	112.4	27.881	13.222	119.4	13.788	104.8	1:16.818 (1) 92.74 09:37:54.985
7 -	22.090	106.6	28.192	13.414	117.5	14.072	103.4	1:17.768 91.61 0.950 09:39:12.753

P8	23	Rhys STEPHENSON				Honda - Rocket Racing			
IDEAL LAP TIME : 1:16.736		BEST LAP TIME : 1:16.874		DIFFERENCE : 0.138					

LAP	SECTOR 1	SECTOR 2	SECTOR 3	SECTOR 4	LAP TIME	MPH	DIFF	TIME OF DAY
1 -	OUTLAP	97.5	30.063	13.929	115.7	14.755	101.5	09:31:26.088
2 -	22.432	107.8	28.807	13.630	117.5	14.784	100.3	1:19.653 89.44 2.779 09:32:45.741
3 -	22.399	108.7	28.301	13.355	118.5	14.109	103.4	1:18.164 91.14 1.290 09:34:03.905
4 -	22.021	115.3	27.889	13.403	117.3	14.100	102.7	1:17.413 (3) 92.03 0.539 09:35:21.318
5 -	21.934	114.5	28.200	13.435	116.3	13.769	103.2	1:17.338 (2) 92.12 0.464 09:36:38.656
6 -	21.802	117.7	27.810	13.374	117.3	13.888	101.0	1:16.874 (1) 92.67 09:37:55.530
7 -	22.435	112.5	28.025	13.433	113.7	14.148	102.4	1:18.041 91.29 1.167 09:39:13.571

P9	53	Kiyano VEIJER				Honda - Microlise Cresswell Racing			
IDEAL LAP TIME : 1:16.858		BEST LAP TIME : 1:17.074		DIFFERENCE : 0.216					

LAP	SECTOR 1	SECTOR 2	SECTOR 3	SECTOR 4	LAP TIME	MPH	DIFF	TIME OF DAY
1 -	OUTLAP	94.1	30.610	14.176	117.5	14.567	102.6	09:31:39.402
2 -	22.445	106.6	28.797	13.478	119.1	14.072	105.1	1:18.792 90.42 1.718 09:32:58.194
3 -	22.049	105.6	28.232	13.790	119.8	14.252	105.3	1:18.323 (3) 90.96 1.249 09:34:16.517
4 -	21.892	107.5	28.406	13.454	119.8	14.252	104.6	1:18.004 (2) 91.33 0.930 09:35:34.521
5 -	21.904	112.4	27.743	13.401	118.5	14.026	103.5	1:17.074 (1) 92.43 09:36:51.595
6 -	21.732	114.1	29.621	13.357	120.2	14.062	103.7	1:18.772 90.44 1.698 09:38:10.367

P10	48	Ollie WALKER				Honda - Moto Rapido / SP125 Racing			
IDEAL LAP TIME : 1:16.737		BEST LAP TIME : 1:17.382		DIFFERENCE : 0.645					

LAP	SECTOR 1	SECTOR 2	SECTOR 3	SECTOR 4	LAP TIME	MPH	DIFF	TIME OF DAY
1 -	OUTLAP	108.0	28.794	13.924	114.3	14.192	102.1	09:31:22.402
2 -	22.112	117.9	27.792	13.507	115.7	13.971	103.0	1:17.382 (1) 92.07 09:32:39.784

Weather / Track : Cloudy / Dry

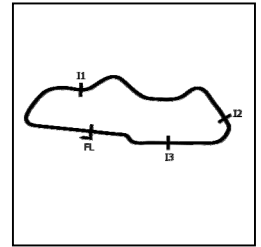
Donington Park National
Circuit Length = 1.9790 miles
Start: 09:30 Flag 09:38 End: 09:39

MCRCB BULLETIN TK286

2021 Bennetts British Superbike Championship - Round 5

2021 Honda British Talent Cup

WARM UP - SECTOR ANALYSIS



SECTOR 1 = FL to I1, SECTOR 2 = I1 to I2, SECTOR 3 = I2 to I3, SECTOR 4 = I3 to FL, DIFF = Difference To Personal Best Lap, P = Crossed Finish Line in Pit Lane, D = Time Disallowed

P11 15		Harrison CROSBY				Honda - Banks Racing						
IDEAL LAP TIME : 1:17.256		BEST LAP TIME : 1:17.386				DIFFERENCE : 0.130						
LAP	SECTOR 1	SECTOR 2	SECTOR 3	SECTOR 4	LAP TIME	MPH	DIFF	TIME OF DAY				
1 -	OUTLAP	109.4	29.673	13.723	117.1	14.832	100.6		09:31:35.123			
2 -	23.157	110.0	28.619	13.848	117.1	14.256	101.5	1:19.880	89.19	2.494	09:32:55.003	
3 -	22.754	114.7	27.968	13.544	116.1	14.113	99.5	1:18.379	(3)	90.89	0.993	09:34:13.382
4 -	22.238	116.9	27.987	13.662	115.9	14.018	102.4	1:17.905	(2)	91.45	0.519	09:35:31.287
5 -	21.943	119.6	27.860	13.636	117.9	13.947	103.7	1:17.386	(1)	92.06		09:36:48.673
6 -	22.300	106.3	28.819	13.506	117.1	14.307	95.3	1:18.932		90.26	1.546	09:38:07.605

P12 9		Bailey STUART-CAMPBELL				Honda - Team 151s						
IDEAL LAP TIME : 1:17.505		BEST LAP TIME : 1:17.719				DIFFERENCE : 0.214						
LAP	SECTOR 1	SECTOR 2	SECTOR 3	SECTOR 4	LAP TIME	MPH	DIFF	TIME OF DAY				
1 -	OUTLAP	99.7	30.456	13.899	118.9	14.793	103.4					09:31:34.267
2 -	22.580	104.8	29.034	13.723	121.3	14.178	104.3	1:19.515		89.60	1.796	09:32:53.782
3 -	22.408	105.8	28.375	13.660	119.8	14.398	102.2	1:18.841	(3)	90.36	1.122	09:34:12.623
4 -	22.315	112.9	28.138	13.609	119.6	14.160	103.8	1:18.222	(2)	91.08	0.503	09:35:30.845
5 -	21.865	113.9	28.227	13.559	120.4	14.068	105.5	1:17.719	(1)	91.67		09:36:48.564
6 -	22.327	102.6	29.315	13.434	123.1	14.121	105.3	1:19.197		89.96	1.478	09:38:07.761

P13 29		Lucas BROWN				Honda - Amphibian Scaffolding / SP125 Racing						
IDEAL LAP TIME : 1:17.584		BEST LAP TIME : 1:17.735				DIFFERENCE : 0.151						
LAP	SECTOR 1	SECTOR 2	SECTOR 3	SECTOR 4	LAP TIME	MPH	DIFF	TIME OF DAY				
1 -	OUTLAP	110.3	28.884	14.039	112.7	14.656	100.3					09:31:22.879
2 -	22.468	108.5	28.044	14.013	113.5	14.170	99.8	1:18.695		90.53	0.960	09:32:41.574
3 -	22.538	111.6	28.146	13.825	113.7	13.955	100.4	1:18.464		90.80	0.729	09:34:00.038
4 -	22.602	110.1	28.047	13.965	113.3	14.135	100.4	1:18.749		90.47	1.014	09:35:18.787
5 -	22.220	115.9	28.355	13.775	115.5	14.007	100.3	1:18.357	(2)	90.92	0.622	09:36:37.144
6 -	22.327	109.6	28.083	13.659	115.5	14.372	100.1	1:18.441	(3)	90.82	0.706	09:37:55.585
7 -	22.138	116.5	27.832	13.757	114.7	14.008	101.6	1:17.735	(1)	91.65		09:39:13.320

P14 96		Rossi BANHAM				Honda - MJL Racing						
IDEAL LAP TIME : 1:17.472		BEST LAP TIME : 1:17.777				DIFFERENCE : 0.305						
LAP	SECTOR 1	SECTOR 2	SECTOR 3	SECTOR 4	LAP TIME	MPH	DIFF	TIME OF DAY				
1 -	OUTLAP	93.0	29.945	13.936	115.5	15.804	98.6					09:31:31.837
2 -	22.899	109.6	29.004	13.623	117.1	14.002	101.9	1:19.528		89.58	1.751	09:32:51.365
3 -	22.189	112.5	28.012	13.583	116.7	13.993	101.6	1:17.777	(1)	91.60		09:34:09.142
4 -	22.628	108.0	28.629	13.385	119.1	14.884	101.0	1:19.526		89.58	1.749	09:35:28.668
5 -	22.466	110.9	28.337	13.652	117.5	14.204	100.0	1:18.659	(3)	90.57	0.882	09:36:47.327
6 -	22.483	111.2	28.057	13.559	115.9	13.886	102.2	1:17.985	(2)	91.35	0.208	09:38:05.312

P15 8		Ross MOORE				Honda - B Moore Honda						
IDEAL LAP TIME : 1:17.838		BEST LAP TIME : 1:17.924				DIFFERENCE : 0.086						
LAP	SECTOR 1	SECTOR 2	SECTOR 3	SECTOR 4	LAP TIME	MPH	DIFF	TIME OF DAY				
1 -	OUTLAP	96.1	29.957	13.877	117.5	14.713	100.1					09:31:32.151
2 -	23.297	100.9	29.097	13.752	118.3	14.356	101.9	1:20.502		88.50	2.578	09:32:52.653
3 -	22.406	112.0	28.515	13.680	117.9	14.315	102.7	1:18.916		90.28	0.992	09:34:11.569
4 -	22.453	112.0	28.455	13.609	117.7	14.039	102.9	1:18.556	(2)	90.69	0.632	09:35:30.125
5 -	22.098	115.7	28.115	13.674	119.6	14.037	104.2	1:17.924	(1)	91.43		09:36:48.049
6 -	22.520	105.0	28.732	13.589	118.9	14.036	102.2	1:18.877	(3)	90.32	0.953	09:38:06.926

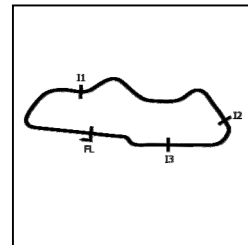
Weather / Track : Cloudy / Dry

Donington Park National
Circuit Length = 1.9790 miles
Start: 09:30 Flag 09:38 End: 09:39

2021 Bennetts British Superbike Championship - Round 5

2021 Honda British Talent Cup

WARM UP - SECTOR ANALYSIS



SECTOR 1 = FL to I1, SECTOR 2 = I1 to I2, SECTOR 3 = I2 to I3, SECTOR 4 = I3 to FL, DIFF = Difference To Personal Best Lap, P = Crossed Finish Line in Pit Lane, D = Time Disallowed

P16 14		Evann PENDRILL				Honda - EPRacing / SP125 Racing						
IDEAL LAP TIME : 1:17.857		BEST LAP TIME : 1:17.938				DIFFERENCE : 0.081						
LAP	SECTOR 1	SECTOR 2	SECTOR 3	SECTOR 4	LAP TIME	MPH	DIFF	TIME OF DAY				
1 -	OUTLAP	97.2	30.466	13.879	116.9	14.862	101.0		09:31:34.513			
2 -	22.936	104.0	29.357	13.983	113.7	14.431	102.1	1:20.707	88.27	2.769	09:32:55.220	
3 -	22.738	113.3	28.690	13.726	116.7	14.724	101.0	1:19.878	89.19	1.940	09:34:15.098	
4 -	22.658	114.7	28.333	13.945	112.7	14.569	99.1	1:19.505	(3)	89.61	1.567	09:35:34.603
5 -	22.189	114.3	28.238	13.661	113.5	14.110	99.8	1:18.198	(2)	91.11	0.260	09:36:52.801
6 -	22.270	115.5	28.170	13.496	115.9	14.002	100.7	1:17.938	(1)	91.41		09:38:10.739

P17 37		Corey TINKER				Honda - CT Racing						
IDEAL LAP TIME : 1:17.434		BEST LAP TIME : 1:18.008				DIFFERENCE : 0.574						
LAP	SECTOR 1	SECTOR 2	SECTOR 3	SECTOR 4	LAP TIME	MPH	DIFF	TIME OF DAY				
1 -	OUTLAP	101.0	29.430	13.808	117.7	14.690	102.4		09:31:30.723			
2 -	22.251	112.4	28.099	13.697	118.1	14.373	103.7	1:18.420	(2)	90.85	0.412	09:32:49.143
3 -	21.968	108.9	28.341	13.476	119.8	IN PIT		1:23.556	P	85.26	5.548	09:34:12.699
4 -	OUTLAP	109.6	28.414	13.866	113.1	14.163	101.2	3:27.022		34.41	2:09.014	09:37:39.721
5 -	22.219	114.9	28.085	13.799	113.9	13.905	102.1	1:18.008	(1)	91.33		09:38:57.729

P18 5		Mason JOHNSON				Honda - Johnson Racing						
IDEAL LAP TIME : 1:17.776		BEST LAP TIME : 1:18.309				DIFFERENCE : 0.533						
LAP	SECTOR 1	SECTOR 2	SECTOR 3	SECTOR 4	LAP TIME	MPH	DIFF	TIME OF DAY				
1 -	OUTLAP	92.5	29.834	14.147	116.1	14.376	103.4		09:31:30.255			
2 -	22.224	116.1	28.940	13.573	119.4	15.020	99.7	1:19.757		89.32	1.448	09:32:50.012
3 -	22.547	118.7	28.213	13.469	118.3	14.558	101.3	1:18.787	(3)	90.42	0.478	09:34:08.799
4 -	22.458	106.5	28.690	13.515	118.7	14.322	102.4	1:18.985		90.20	0.676	09:35:27.784
5 -	22.190	110.7	28.365	13.784	114.5	13.970	101.8	1:18.309	(1)	90.98		09:36:46.093
6 -	22.429	112.4	28.358	13.673	115.3	13.904	101.6	1:18.364	(2)	90.91	0.055	09:38:04.457

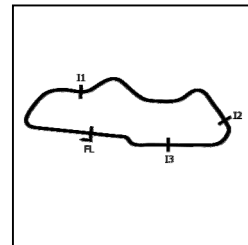
P19 21		Troy JEFFREY				Honda - Stiggymotorsport						
IDEAL LAP TIME : 1:17.854		BEST LAP TIME : 1:18.396				DIFFERENCE : 0.542						
LAP	SECTOR 1	SECTOR 2	SECTOR 3	SECTOR 4	LAP TIME	MPH	DIFF	TIME OF DAY				
1 -	OUTLAP	98.5	30.047	14.022	117.1	14.442	100.7		09:31:25.577			
2 -	22.815	105.8	28.718	13.706	116.5	14.027	103.4	1:19.266	(3)	89.88	0.870	09:32:44.843
3 -	22.088	104.3	28.607	13.407	120.2	14.294	105.3	1:18.396	(1)	90.88		09:34:03.239
4 -	22.315	104.3	29.015	13.580	119.6	14.287	103.2	1:19.197	(2)	89.96	0.801	09:35:22.436
5 -	21.927	111.2	29.318	13.838	117.7	14.250	101.8	1:19.333		89.80	0.937	09:36:41.769
6 -	23.076	98.1	28.959	13.616	120.0	13.913	104.5	1:19.564		89.54	1.168	09:38:01.333
7 -	22.708	101.2	32.100	18.818	72.1	IN PIT		1:39.185	P	71.83	20.789	09:39:40.518

P20 41		Luca HOPKINS				Honda - Wilson Racing						
IDEAL LAP TIME : 1:18.484		BEST LAP TIME : 1:18.595				DIFFERENCE : 0.111						
LAP	SECTOR 1	SECTOR 2	SECTOR 3	SECTOR 4	LAP TIME	MPH	DIFF	TIME OF DAY				
1 -	OUTLAP	93.9	31.147	14.136	116.1	14.919	100.3		09:31:27.945			
2 -	22.735	103.8	29.144	13.808	117.3	14.372	101.8	1:20.059		88.99	1.464	09:32:48.004
3 -	22.518	107.7	28.646	13.633	118.7	14.929	100.1	1:19.726	(3)	89.36	1.131	09:34:07.730
4 -	22.760	101.2	28.798	13.928	114.7	14.522	101.8	1:20.008		89.04	1.413	09:35:27.738
5 -	22.464	106.1	28.386	13.744	115.9	14.001	103.7	1:18.595	(1)	90.65		09:36:46.333
6 -	22.575	108.5	28.467	13.648	118.1	14.087	101.8	1:18.777	(2)	90.44	0.182	09:38:05.110

2021 Bennetts British Superbike Championship - Round 5

2021 Honda British Talent Cup

WARM UP - SECTOR ANALYSIS



SECTOR 1 = FL to I1, SECTOR 2 = I1 to I2, SECTOR 3 = I2 to I3, SECTOR 4 = I3 to FL, DIFF = Difference To Personal Best Lap, P = Crossed Finish Line in Pit Lane, D = Time Disallowed

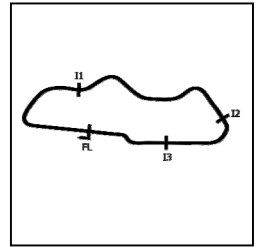
P21 12		Josh BANNISTER				Honda - Dunsley Heat Racing			
IDEAL LAP TIME : 1:18.093		BEST LAP TIME : 1:18.678		DIFFERENCE : 0.585					
LAP	SECTOR 1	SECTOR 2	SECTOR 3	SECTOR 4	LAP TIME	MPH	DIFF	TIME OF DAY	
1 -	OUTLAP	101.9	29.910	14.150 115.1	14.335 103.2			09:31:29.805	
2 -	22.328	111.4	28.701	13.695 118.1	14.164 103.5	1:18.888 (2)	90.31	0.210 09:32:48.693	
3 -	22.307	112.4	28.767	13.628 120.0	15.091 101.3	1:19.793	89.28	1.115 09:34:08.486	
4 -	22.611	112.4	29.059	13.426 119.8	14.698 101.2	1:19.794	89.28	1.116 09:35:28.280	
5 -	22.703	113.5	28.397	13.610 115.7	14.395 102.9	1:19.105 (3)	90.06	0.427 09:36:47.385	
6 -	22.639	111.2	28.495	13.581 115.9	13.963 102.6	1:18.678 (1)	90.55	09:38:06.063	

P22 44		Lucas HILL				Honda - Ashcourt Racing			
IDEAL LAP TIME : 1:18.968		BEST LAP TIME : 1:19.058		DIFFERENCE : 0.090					
LAP	SECTOR 1	SECTOR 2	SECTOR 3	SECTOR 4	LAP TIME	MPH	DIFF	TIME OF DAY	
1 -	OUTLAP	90.6	31.135	14.310 112.7	14.906 100.1			09:31:28.343	
2 -	22.636	109.8	29.001	13.828 118.3	14.502 101.0	1:19.967 (2)	89.09	0.909 09:32:48.310	
3 -	22.446	106.3	28.773	13.713 118.3	15.222 99.7	1:20.154 (3)	88.88	1.096 09:34:08.464	
4 -	22.967	108.7	29.147	13.868 115.1	14.796 101.3	1:20.778	88.20	1.720 09:35:29.242	
5 -	22.370 112.7	28.425	13.798 116.5	14.465 102.4	1:19.058 (1)	90.11		09:36:48.300	
6 -	22.407	101.3	29.544	13.835 117.5	14.460 100.4	1:20.246	88.78	1.188 09:38:08.546	

P23 61		Harrison MACKAY				Honda - True Heroes Racing / Super Soco			
IDEAL LAP TIME : 1:18.559		BEST LAP TIME : 1:19.064		DIFFERENCE : 0.505					
LAP	SECTOR 1	SECTOR 2	SECTOR 3	SECTOR 4	LAP TIME	MPH	DIFF	TIME OF DAY	
1 -	OUTLAP	95.1	30.720	14.014 118.5	15.033 104.8			09:31:26.716	
2 -	22.905	103.7	29.260	13.721 119.1	14.640 104.0	1:20.526	88.47	1.462 09:32:47.242	
3 -	22.629	106.5	29.018	13.679 116.5	15.270 102.9	1:20.596	88.39	1.532 09:34:07.838	
4 -	22.775	92.4	29.172	13.637 118.3	14.921 105.6	1:20.505 (3)	88.49	1.441 09:35:28.343	
5 -	22.336 107.3	28.380	13.803 117.3	14.689 105.5	1:19.208 (2)	89.94	0.144	09:36:47.551	
6 -	22.710	106.5	28.511	13.454 120.2	14.389 104.6	1:19.064 (1)	90.11	09:38:06.615	

P24 66		Rossi DOBSON				Honda - WM Racing			
IDEAL LAP TIME : 1:18.468		BEST LAP TIME : 1:19.078		DIFFERENCE : 0.610					
LAP	SECTOR 1	SECTOR 2	SECTOR 3	SECTOR 4	LAP TIME	MPH	DIFF	TIME OF DAY	
1 -	OUTLAP	88.4	31.012	14.026 117.3	14.492 103.0			09:31:29.005	
2 -	22.528	112.0	29.535	13.820 120.6	15.064 100.4	1:20.947	88.01	1.869 09:32:49.952	
3 -	22.438	109.6	29.380	13.557 118.5	14.009 105.1	1:19.384 (3)	89.74	0.306 09:34:09.336	
4 -	22.315	110.1	29.121	13.599 119.1	14.320 102.6	1:19.355 (2)	89.78	0.277 09:35:28.691	
5 -	22.645	109.1	28.587	13.623 118.3	14.223 104.5	1:19.078 (1)	90.09	09:36:47.769	
6 -	22.603	108.5	29.664	13.596 119.1	14.423 102.6	1:20.286	88.74	1.208 09:38:08.055	

P25 33		JJ CUNNINGHAM				Honda - Thornycroft56 / JCRsupersport			
IDEAL LAP TIME : 1:19.052		BEST LAP TIME : 1:19.354		DIFFERENCE : 0.302					
LAP	SECTOR 1	SECTOR 2	SECTOR 3	SECTOR 4	LAP TIME	MPH	DIFF	TIME OF DAY	
1 -	OUTLAP	95.7	30.449	13.955 115.3	14.847 102.1			09:31:34.878	
2 -	22.907	107.8	29.341	14.178 116.7	14.258 104.0	1:20.684	88.30	1.330 09:32:55.562	
3 -	23.055	102.9	29.008	13.857 112.5	14.546 102.9	1:20.466	88.54	1.112 09:34:16.028	
4 -	22.578	102.2	28.805	13.974 115.1	14.753 101.9	1:20.110 (3)	88.93	0.756 09:35:36.138	
5 -	22.467 112.4	28.470	13.942 113.5	14.475 100.7	1:19.354 (1)	89.78		09:36:55.492	
6 -	22.688	111.2	28.711	13.984 114.7	14.282 101.2	1:19.665 (2)	89.43	0.311 09:38:15.157	



SECTOR 1 = FL to I1, SECTOR 2 = I1 to I2, SECTOR 3 = I2 to I3, SECTOR 4 = I3 to FL, DIFF = Difference To Personal Best Lap, P = Crossed Finish Line in Pit Lane, D = Time Disallowed

P26 99		Peter WILLIS				Honda - WM Racing			
IDEAL LAP TIME : 1:20.052		BEST LAP TIME : 1:20.346				DIFFERENCE : 0.294			
LAP	SECTOR 1	SECTOR 2	SECTOR 3	SECTOR 4	LAP TIME	MPH	DIFF	TIME OF DAY	
1 -	OUTLAP	93.7	30.754	14.252 115.3	14.930 101.3			09:31:34.143	
2 -	23.131	104.5	29.463	14.486 116.3	14.792 103.7	1:21.872	87.02	1.526 09:32:56.015	
3 -	23.003	100.9	29.740	13.820 118.5	15.060 103.4	1:21.623	87.28	1.277 09:34:17.638	
4 -	23.153	98.5	29.476	13.970 116.5	14.735 102.2	1:21.334 (3)	87.59	0.988 09:35:38.972	
5 -	23.126	97.5	29.476	13.943 116.5	14.564 104.3	1:21.109 (2)	87.84	0.763 09:37:00.081	
6 -	22.614 108.7	29.224	14.114 115.1	14.394 101.8	1:20.346 (1)	88.67		09:38:20.427	

P27 2		Rhys COATES				Honda - Ernie Coates Race Support / SP125 Racing			
IDEAL LAP TIME : 1:20.073		BEST LAP TIME : 1:20.521				DIFFERENCE : 0.448			
LAP	SECTOR 1	SECTOR 2	SECTOR 3	SECTOR 4	LAP TIME	MPH	DIFF	TIME OF DAY	
1 -	OUTLAP	105.3	29.900	14.032 117.1	15.113 101.8			09:31:32.526	
2 -	23.154	100.3	29.609	14.284 113.5	14.924 100.1	1:21.971	86.91	1.450 09:32:54.497	
3 -	22.796	112.7	29.157	13.816 116.1	14.752 100.0	1:20.521 (1)	88.48	09:34:15.018	
4 -	23.008	107.7	29.199	13.925 115.1	14.728 100.4	1:20.860 (3)	88.11	0.339 09:35:35.878	
5 -	22.438 116.3	29.628	13.982 114.5	14.844 100.0	1:20.892	88.07	0.371	09:36:56.770	
6 -	22.562	111.4	29.091	14.061 114.7	14.896 99.5	1:20.610 (2)	88.38	0.089 09:38:17.380	

P28 65		Alexander ROWAN				Honda - Victoria House Mortimer Racing			
IDEAL LAP TIME : 1:19.948		BEST LAP TIME : 1:20.778				DIFFERENCE : 0.830			
LAP	SECTOR 1	SECTOR 2	SECTOR 3	SECTOR 4	LAP TIME	MPH	DIFF	TIME OF DAY	
1 -	OUTLAP	100.1	30.282	14.044 117.3	15.263 102.1			09:31:36.934	
2 -	23.002	108.4	29.171	13.691 118.1	14.914 101.2	1:20.778 (1)	88.20	09:32:57.712	
3 -	23.122	104.2	28.783	13.596 119.8	15.481 101.0	1:20.982	87.97	0.204 09:34:18.694	
4 -	22.751	106.1	28.970	14.015 117.1	15.293 102.4	1:21.029	87.92	0.251 09:35:39.723	
5 -	23.008	97.5	29.074	13.859 112.5	15.016 103.7	1:20.957 (3)	88.00	0.179 09:37:00.680	
6 -	23.048	104.0	29.282	13.780 119.1	14.818 103.4	1:20.928 (2)	88.03	0.150 09:38:21.608	

P29 51		Holly HARRIS				Honda - MJL Racing			
IDEAL LAP TIME : 1:20.872		BEST LAP TIME : 1:21.055				DIFFERENCE : 0.183			
LAP	SECTOR 1	SECTOR 2	SECTOR 3	SECTOR 4	LAP TIME	MPH	DIFF	TIME OF DAY	
1 -	OUTLAP	86.1	32.053	14.664 112.4	15.568 103.2			09:31:31.318	
2 -	23.986	97.2	30.434	14.200 114.9	14.830 104.0	1:23.450	85.37	2.395 09:32:54.768	
3 -	23.713	103.8	29.913	13.929 117.9	15.243 102.7	1:22.798	86.04	1.743 09:34:17.566	
4 -	23.015	101.8	29.510	14.078 116.5	14.749 103.2	1:21.352 (3)	87.57	0.297 09:35:38.918	
5 -	22.927	102.2	29.574	14.048 116.3	14.506 102.9	1:21.055 (1)	87.89	09:36:59.973	
6 -	23.088	106.1	29.547	14.044 116.7	14.548 103.0	1:21.227 (2)	87.71	0.172 09:38:21.200	

P30 22		Anthony EAGLE				Honda - Microlise Cresswell Racing			
IDEAL LAP TIME : 1:21.039		BEST LAP TIME : 1:21.148				DIFFERENCE : 0.109			
LAP	SECTOR 1	SECTOR 2	SECTOR 3	SECTOR 4	LAP TIME	MPH	DIFF	TIME OF DAY	
1 -	OUTLAP	97.6	31.656	14.743 111.4	15.499 99.1			09:31:40.644	
2 -	23.433	108.2	29.808	14.218 112.4	15.379 98.1	1:22.838	86.00	1.690 09:33:03.482	
3 -	23.559	107.8	29.407	14.070 113.3	15.013 100.3	1:22.049	86.83	0.901 09:34:25.531	
4 -	23.367	107.7	29.533	14.184 110.7	14.956 99.5	1:22.040 (3)	86.84	0.892 09:35:47.571	
5 -	23.093 109.2	29.213	14.179 111.1	14.663 99.8	1:21.148 (1)	87.79		09:37:08.719	
6 -	23.267	103.7	29.781	14.154 112.0	14.695 99.1	1:21.897 (2)	86.99	0.749 09:38:30.616	

MCRCB BULLETIN TK287

2021 Bennetts British Superbike Championship - Round 5

2021 Honda British Talent Cup

WARM UP - BEST SECTORS

SECTOR 1			SECTOR 2			SECTOR 3			SECTOR 4			IDEAL / BEST COMPARISON							
POS	NO	NAME	TIME	NO	NAME	TIME	NO	NAME	TIME	NO	NAME	TIME	POS	NO	NAME	IDEAL	BEST	DIFF	
																PERFECT LAP	1:15.099		
1	57	GARNESS	21.302	52	BELFORD	27.232	67	O'GORMA	13.178	74	BROWN	13.387	1	74	BROWN	1:15.290	1:15.540	0.250	
2	74	BROWN	21.415	74	BROWN	27.292	74	BROWN	13.196	52	BELFORD	13.528	2	57	GARNESS	1:15.593	1:15.797	0.204	
3	52	BELFORD	21.558	57	GARNESS	27.436	4	MOUNSEY	13.222	57	GARNESS	13.608	3	52	BELFORD	1:15.740	1:15.740	0.000	
4	67	O'GORMA	21.723	48	WALKER	27.515	57	GARNESS	13.247	7	LYONS	13.662	4	67	O'GORMAN	1:16.284	1:16.459	0.175	
5	53	VEIJER	21.732	34	COOK	27.598	34	COOK	13.310	67	O'GORMA	13.731	5	34	COOK	1:16.531	1:16.810	0.279	
6	7	LYONS	21.792	67	O'GORMA	27.652	23	STEPHEN	13.355	34	COOK	13.760	6	7	LYONS	1:16.623	1:16.795	0.172	
7	23	STEPHEN	21.802	7	LYONS	27.663	53	VEIJER	13.357	23	STEPHEN	13.769	7	23	STEPHENSON	1:16.736	1:16.874	0.138	
8	34	COOK	21.863	53	VEIJER	27.743	48	WALKER	13.370	4	MOUNSEY	13.788	8	48	WALKER	1:16.737	1:17.382	0.645	
9	9	STUART-	21.865	23	STEPHEN	27.810	96	BANHAM	13.385	96	BANHAM	13.886	9	4	MOUNSEY	1:16.802	1:16.818	0.016	
10	48	WALKER	21.881	29	BROWN	27.832	21	JEFFREY	13.407	5	JOHNSON	13.904	10	53	VEIJER	1:16.858	1:17.074	0.216	
11	4	MOUNSEY	21.911	15	CROSBY	27.860	52	BELFORD	13.422	37	TINKER	13.905	11	15	CROSBY	1:17.256	1:17.386	0.130	
12	21	JEFFREY	21.927	4	MOUNSEY	27.881	12	BANNIST	13.426	21	JEFFREY	13.913	12	37	TINKER	1:17.434	1:18.008	0.574	
13	15	CROSBY	21.943	96	BANHAM	28.012	9	STUART-	13.434	15	CROSBY	13.947	13	96	BANHAM	1:17.472	1:17.777	0.305	
14	37	TINKER	21.968	37	TINKER	28.085	61	MACKAY	13.454	29	BROWN	13.955	14	9	STUART-CAMPBELL	1:17.505	1:17.719	0.214	
15	8	MOORE	22.098	8	MOORE	28.115	5	JOHNSON	13.469	12	BANNIST	13.963	15	29	BROWN	1:17.584	1:17.735	0.151	
16	29	BROWN	22.138	9	STUART-	28.138	37	TINKER	13.476	48	WALKER	13.971	16	5	JOHNSON	1:17.776	1:18.309	0.533	
17	96	BANHAM	22.189	14	PENDRIL	28.170	14	PENDRIL	13.496	41	HOPKINS	14.001	17	8	MOORE	1:17.838	1:17.924	0.086	
18	14	PENDRIL	22.189	5	JOHNSON	28.213	7	LYONS	13.506	14	PENDRIL	14.002	18	21	JEFFREY	1:17.854	1:18.396	0.542	
19	5	JOHNSON	22.190	61	MACKAY	28.380	15	CROSBY	13.506	66	DOBSON	14.009	19	14	PENDRILL	1:17.857	1:17.938	0.081	
20	12	BANNIST	22.307	41	HOPKINS	28.386	66	DOBSON	13.557	53	VEIJER	14.026	20	12	BANNISTER	1:18.093	1:18.678	0.585	
21	66	DOBSON	22.315	12	BANNIST	28.397	8	MOORE	13.589	8	MOORE	14.036	21	66	DOBSON	1:18.468	1:19.078	0.610	
22	61	MACKAY	22.336	44	HILL	28.425	65	ROWAN	13.596	9	STUART-	14.068	22	41	HOPKINS	1:18.484	1:18.595	0.111	
23	44	HILL	22.370	33	CUNNING	28.470	41	HOPKINS	13.633	33	CUNNING	14.258	23	61	MACKAY	1:18.559	1:19.064	0.505	
24	2	COATES	22.438	66	DOBSON	28.587	29	BROWN	13.659	61	MACKAY	14.389	24	44	HILL	1:18.968	1:19.058	0.090	
25	41	HOPKINS	22.464	21	JEFFREY	28.607	44	HILL	13.713	99	WILLIS	14.394	25	33	CUNNINGHAM	1:19.052	1:19.354	0.302	
26	33	CUNNING	22.467	65	ROWAN	28.783	2	COATES	13.816	44	HILL	14.460	26	65	ROWAN	1:19.948	1:20.778	0.830	
27	99	WILLIS	22.614	2	COATES	29.091	99	WILLIS	13.820	51	HARRIS	14.506	27	99	WILLIS	1:20.052	1:20.346	0.294	
28	65	ROWAN	22.751	22	EAGLE	29.213	33	CUNNING	13.857	22	EAGLE	14.663	28	2	COATES	1:20.073	1:20.521	0.448	
29	51	HARRIS	22.927	99	WILLIS	29.224	51	HARRIS	13.929	2	COATES	14.728	29	51	HARRIS	1:20.872	1:21.055	0.183	
30	22	EAGLE	23.093	51	HARRIS	29.510	22	EAGLE	14.070	65	ROWAN	14.818	30	22	EAGLE	1:21.039	1:21.148	0.109	

Weather / Track : Cloudy / Dry

Donington Park National
 Circuit Length = 1.9790 miles
 Start: 09:30 Flag 09:38 End: 09:39

Results can be found at www.tsl-timing.com

Printed - 09:41 Sunday, 15 August 2021

MCRCB BULLETIN TK288**2021 Bennetts British Superbike Championship - Round 5****2021 Honda British Talent Cup****WARM UP - BEST SPEEDS**

POS	INTERMEDIATE 1			INTERMEDIATE 2			INTERMEDIATE 3			FINISH LINE		
	NO	NAME	MPH	NO	NAME	MPH	NO	NAME	MPH	NO	NAME	MPH
1	15	CROSBY	119.6				57	GARNESS	123.8	57	GARNESS	106.6
2	48	WALKER	119.4				9	STUART-CAMPBELL	123.1	67	O'GORMAN	106.3
3	74	BROWN	119.1				67	O'GORMAN	121.7	61	MACKAY	105.6
4	5	JOHNSON	118.7				34	COOK	121.5	52	BELFORD	105.5
5	52	BELFORD	117.9				4	MOUNSEY	121.5	9	STUART-CAMPBELL	105.5
6	23	STEPHENSON	117.7				66	DOBSON	120.6	53	VEIJER	105.3
7	7	LYONS	117.3				74	BROWN	120.4	21	JEFFREY	105.3
8	29	BROWN	116.5				53	VEIJER	120.2	66	DOBSON	105.1
9	2	COATES	116.3				21	JEFFREY	120.2	4	MOUNSEY	104.8
10	8	MOORE	115.7				61	MACKAY	120.2	34	COOK	104.6
11	34	COOK	115.5				7	LYONS	120.0	74	BROWN	104.5
12	14	PENDRILL	115.5				12	BANNISTER	120.0	99	WILLIS	104.3
13	57	GARNESS	115.3				37	TINKER	119.8	8	MOORE	104.2
14	37	TINKER	114.9				65	ROWAN	119.8	33	CUNNINGHAM	104.0
15	4	MOUNSEY	114.1				8	MOORE	119.6	51	HARRIS	104.0
16	53	VEIJER	114.1				52	BELFORD	119.4	15	CROSBY	103.7
17	9	STUART-CAMPBELL	113.9				5	JOHNSON	119.4	37	TINKER	103.7
18	12	BANNISTER	113.5				96	BANHAM	119.1	41	HOPKINS	103.7
19	44	HILL	112.7				41	HOPKINS	118.7	65	ROWAN	103.7
20	67	O'GORMAN	112.5				23	STEPHENSON	118.5	12	BANNISTER	103.5
21	96	BANHAM	112.5				99	WILLIS	118.5	23	STEPHENSON	103.4
22	33	CUNNINGHAM	112.4				44	HILL	118.3	5	JOHNSON	103.4
23	66	DOBSON	112.0				15	CROSBY	117.9	48	WALKER	103.0
24	21	JEFFREY	111.2				51	HARRIS	117.9	7	LYONS	102.7
25	22	EAGLE	109.2				2	COATES	117.1	44	HILL	102.4
26	99	WILLIS	108.7				48	WALKER	116.9	96	BANHAM	102.2
27	41	HOPKINS	108.5				14	PENDRILL	116.9	14	PENDRILL	102.1
28	65	ROWAN	108.4				33	CUNNINGHAM	116.7	2	COATES	101.8
29	61	MACKAY	107.3				29	BROWN	115.5	29	BROWN	101.6
30	51	HARRIS	106.1				22	EAGLE	113.3	22	EAGLE	100.3

Weather / Track : Cloudy / Dry

Results can be found at www.tsl-timing.comDonington Park National
Circuit Length = 1.9790 miles
Start: 09:30 Flag 09:38 End: 09:39

Printed - 09:41 Sunday, 15 August 2021

MCRCB BULLETIN TK289

2021 Bennetts British Superbike Championship - Round 5

2021 Honda British Talent Cup

WARM UP - STATISTICS

Competitors Started 30
Planned Start 2021-08-15 @ 09:30:00.000
Actual Start 2021-08-15 @ 09:30:01.498
Finish Time 2021-08-15 @ 09:38:01.498
Track Length 1.9790mi.
Total Laps 185
Total Distance Covered 366.1274mi.

Session Fastest Lap History

NO	NAME	LAP TIME	TIME OF DAY	LAP	VEHICLE
48	Ollie WALKER	1:17.382	09:32:39.797	2	Honda
52	Evan BELFORD	1:17.114	09:34:01.317	3	Honda
57	Johnny GARNES	1:16.648	09:34:02.384	3	Honda
74	Carter BROWN	1:16.332	09:34:03.691	3	Honda
74	Carter BROWN	1:16.048	09:36:36.080	5	Honda
74	Carter BROWN	1:15.540	09:39:07.696	7	Honda

Flag History

TYPE	TIME OF DAY
GREEN	09:30:01.498
FINISH	09:38:01.498

Flag Statistics

TYPE	COUNT	TOTAL LAPS	TOTAL TIME
Green	1	7	9:49.536
Red	0	0	0.000
Safety Car	0	0	0.000
FCY	0	0	0.000

Weather / Track : Cloudy / Dry

Results can be found at www.tsl-timing.com

Donington Park National
Circuit Length = 1.9790 miles
Start: 09:30 Flag 09:38 End: 09:39

Printed - 09:41 Sunday, 15 August 2021

MCRCB BULLETIN TK290

2021 Bennetts British Superbike Championship - Round 5

2021 Honda British Talent Cup

WARM UP - SESSION NOTES

TIME

MESSAGE

09:35:07

NO. 48 FALLER AT T9/10 ROBERTS - RIDER BEING ASSESSED

09:36:07

UPDATE: NO. 48 RIDER TO MEDICAL CENTRE

Weather / Track : Cloudy / Dry

Results can be found at www.tsl-timing.com

Donington Park National
Circuit Length = 1.9790 miles
Start: 09:30 Flag 09:38 End: 09:39

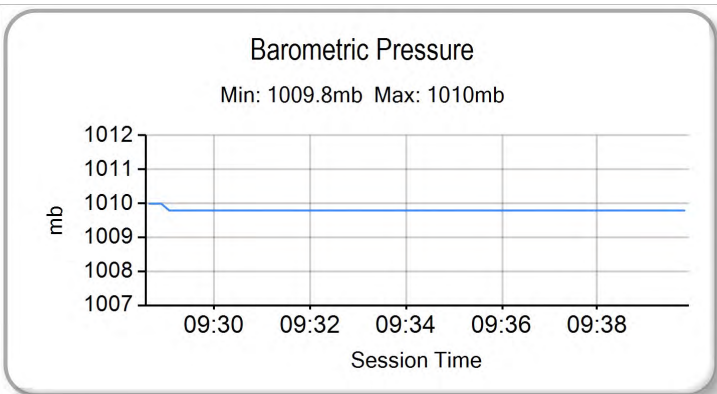
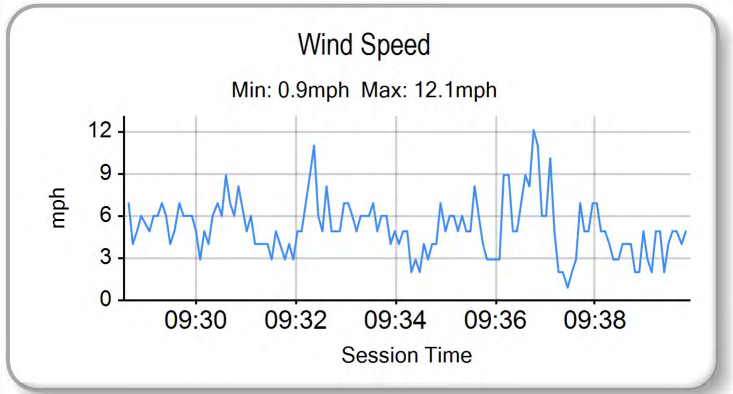
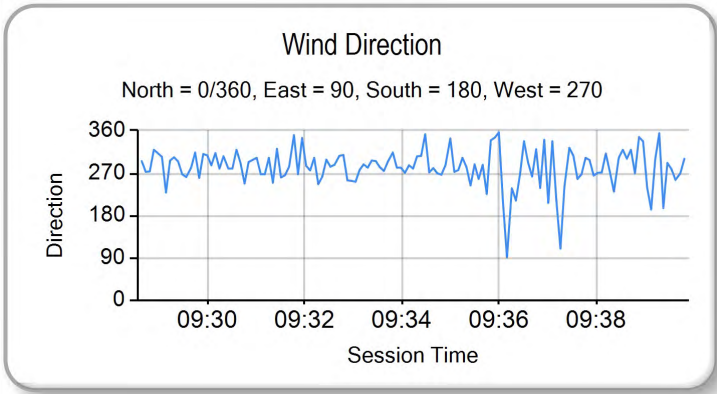
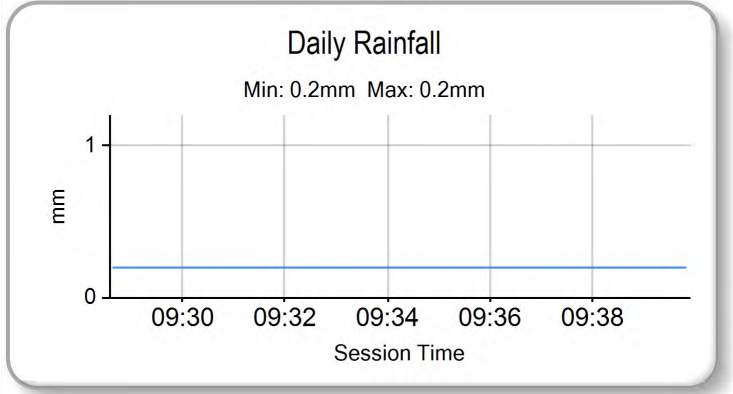
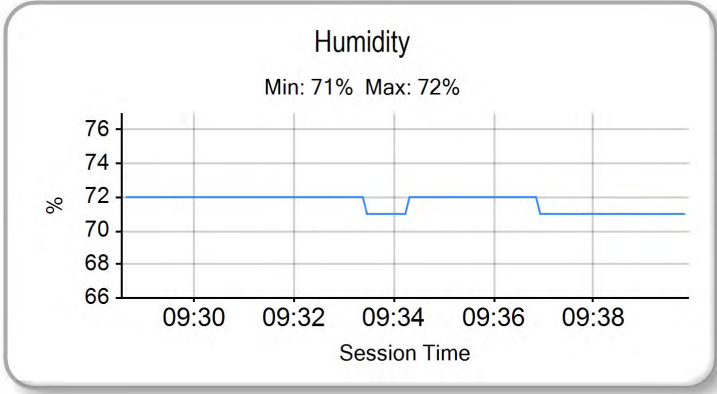
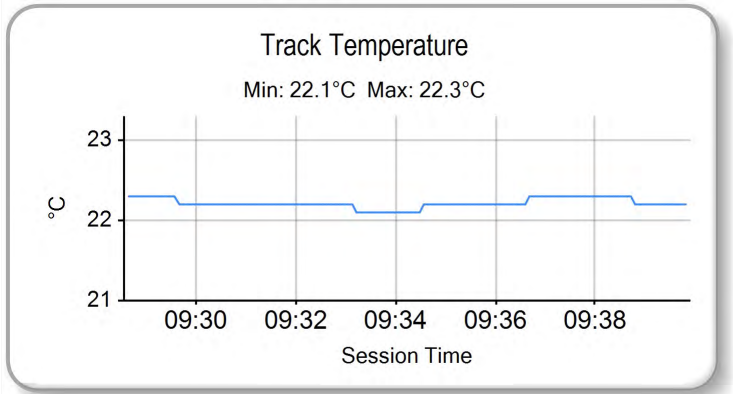
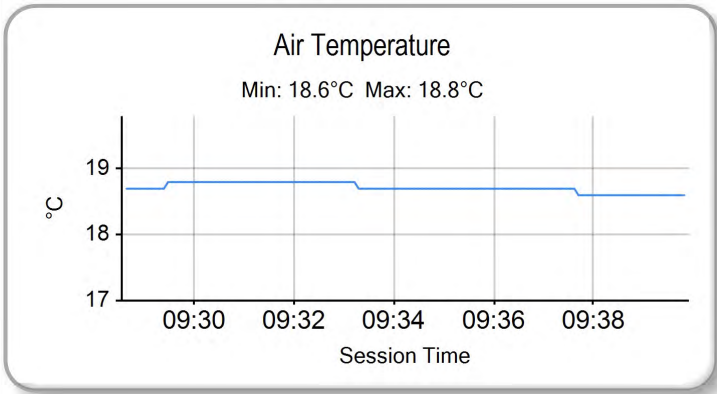
Printed - 09:42 Sunday, 15 August 2021

MCRCB BULLETIN TK291

2021 Bennetts British Superbike Championship - Round 5

2021 Honda British Talent Cup

WARM UP - WEATHER CONDITIONS



Weather / Track : Cloudy / Dry

Results can be found at www.tsl-timing.com

Donington Park National
Circuit Length = 1.9790 miles
Start: 09:30 Flag 09:38 End: 09:39

Printed - 09:42 Sunday, 15 August 2021

RACE 3 - GRID (22 Laps) - FINAL

ROW 10	30	1:19.930	22	Anthony EAGLE	29	1:19.712	51	Holly HARRIS	28	1:19.179	99	Peter WILLIS				
ROW 9			27	1:18.666	2	Rhys COATES	26	1:18.645	44	Lucas HILL	25	1:18.629	61	Harrison MACKAY		
ROW 8			24	1:18.536	65	Alexander ROWAN	23	1:18.289	33	JJ CUNNINGHAM	22	1:17.659	5	Mason JOHNSON		
ROW 7					21	1:17.259	41	Luca HOPKINS	20	1:17.204	29	Lucas BROWN	19	1:17.169	8	Ross MOORE
ROW 6			18	1:17.152	14	Evann PENDRILL	17	1:17.146	12	Josh BANNISTER	16	1:17.144	66	Rossi DOBSON		
ROW 5					15	1:17.083	96	Rossi BANHAM	14	1:16.609	23	Rhys STEPHENSON	13	1:16.573	21	Troy JEFFREY
ROW 4			12	1:16.449	15	Harrison CROSBY	11	1:16.032	37	Corey TINKER	10	1:15.720	67	Casey O'GORMAN		
ROW 3					9	1:15.679	4	Sullivan MOUNSEY	8	1:15.584	74	Carter BROWN	7	1:15.567	7	Jamie LYONS
ROW 2			6	1:15.527	57	Johnny GARNES	5	1:15.523	53	Kiyano VEIJER	4	1:15.519	48	Ollie WALKER		
ROW 1					3	1:15.448	52	Evan BELFORD	2	1:15.387	34	James COOK	1	1:15.185	9	Bailey STUART-CAMPBELL
																Pole

Donington Park National
Circuit Length = 1.9790 miles

Chief Steward :	Steward :	Steward :
-----------------	-----------	-----------

POS	NO	NAME	NAT	ENTRY	LAPS	TIME	GAP	DIFF	MPH	BEST	ON
1	67	Casey O'GORMAN	GBR	Honda - Microlise Cresswell Racing	22	28:00.468			93.19	1:15.638	12
2	53	Kiyano VEIJER	NLD	Honda - Microlise Cresswell Racing	22	28:00.847	0.379	0.379	93.17	1:15.642	4
3	57	Johnny GARNES	GBR	Honda - City Lifting by RS Racing	22	28:01.013	0.545	0.166	93.16	1:15.897	11
4	9	Bailey STUART-CAMPBELL	GBR	Honda - Team 151s	22	28:01.145	0.677	0.132	93.15	1:15.697	13
5	48	Ollie WALKER	GBR	Honda - Moto Rapido / SP125 Racing	22	28:01.498	1.030	0.353	93.13	1:15.584	12
6	7	Jamie LYONS	GBR	Honda - C&M Motors Ltd / Tooltec Racing	22	28:02.317	1.849	0.819	93.08	1:15.513	3
7	4	Sullivan MOUNSEY	GBR	Honda - iForce Lloyd & Jones	22	28:02.569	2.101	0.252	93.07	1:15.379	22
8	74	Carter BROWN	GBR	Honda - City Lifting by RS Racing	22	28:02.686	2.218	0.117	93.06	1:15.534	9
9	52	Evan BELFORD	GBR	Honda - City Lifting by RS Racing	22	28:02.995	2.527	0.309	93.05	1:15.536	19
10	37	Corey TINKER	GBR	Honda - CT Racing	22	28:03.233	2.765	0.238	93.03	1:15.649	12
11	15	Harrison CROSBY	GBR	Honda - Banks Racing	22	28:23.068	22.600	19.835	91.95	1:16.387	4
12	23	Rhys STEPHENSON	GBR	Honda - Rocket Racing	22	28:23.162	22.694	0.094	91.94	1:16.442	6
13	29	Lucas BROWN	GBR	Honda - Amphibian Scaffolding / SP125 Racing	22	28:32.606	32.138	9.444	91.44	1:16.565	4
14	21	Troy JEFFREY	GBR	Honda - Stiggymotorsport	22	28:32.740	32.272	0.134	91.43	1:16.216	6
15	5	Mason JOHNSON	GBR	Honda - Johnson Racing	22	28:44.494	44.026	11.754	90.81	1:17.218	4
16	41	Luca HOPKINS	GBR	Honda - Wilson Racing	22	28:44.768	44.300	0.274	90.79	1:17.394	3
17	96	Rossi BANHAM	GBR	Honda - MJL Racing	22	28:45.404	44.936	0.636	90.76	1:17.315	4
18	12	Josh BANNISTER	GBR	Honda - Dunsley Heat Racing	22	28:45.454	44.986	0.050	90.76	1:17.611	4
19	61	Harrison MACKAY	GBR	Honda - True Heroes Racing / Super Soco	22	29:09.185	1:08.717	23.731	89.53	1:18.730	3
20	99	Peter WILLIS	GBR	Honda - WM Racing	22	29:09.299	1:08.831	0.114	89.52	1:18.172	19
21	33	JJ CUNNINGHAM	GBR	Honda - Thorneycroft56 / JCRsupersport	22	29:09.666	1:09.198	0.367	89.50	1:18.546	18
22	2	Rhys COATES	GBR	Honda - Ernie Coates Race Support / SP125 Racing	22	29:10.258	1:09.790	0.592	89.47	1:18.659	21
23	44	Lucas HILL	GBR	Honda - Ashcourt Racing	22	29:10.584	1:10.116	0.326	89.45	1:18.553	13
24	65	Alexander ROWAN	GBR	Honda - Victoria House Mortimer Racing	21	28:02.230	1 Lap	1 Lap	88.85	1:18.928	13
25	51	Holly HARRIS	GBR	Honda - MJL Racing	21	28:11.308	1 Lap	9.078	88.38	1:19.542	7
26	22	Anthony EAGLE	UZB	Honda - Microlise Cresswell Racing	21	28:12.148	1 Lap	0.840	88.33	1:19.519	9

NOT CLASSIFIED

DNF	34	James COOK	GBR	Honda - Wilson Racing	20	25:30.553	2 Laps	1 Lap	93.00	1:15.802	12
DNF	8	Ross MOORE	GBR	Honda - B Moore Honda	13	17:05.537	9 Laps	7 Laps	90.18	1:17.589	9
DNF	14	Evann PENDRILL	GBR	Honda - EPRacing / SP125 Racing	8	10:46.645	14 Laps	5 Laps	87.93	1:17.316	3
DNF	66	Rossi DOBSON	GBR	Honda - WM Racing	4	5:17.110	18 Laps	4 Laps	89.43	1:17.231	4

FASTEST LAP

4	Sullivan MOUNSEY	GBR	Honda - iForce Lloyd & Jones	22	1:15.379	94.51 mph	152.11 kph
---	------------------	-----	------------------------------	----	----------	-----------	------------

Weather / Track : Cloudy / Dry

These results are provisional until the conclusion of any judicial and technical matters.

Donington Park National: 1.9790 miles

Race Distance: 22 Laps / 43.53 miles

Start: 13:49 Flag 14:17 End: 14:19

Race Director : Stuart Higgs	Stewards :	Timekeeper : Richard Evans
------------------------------	------------	----------------------------

Results can be found at www.britishsuperbike.com

Printed - 14:20 Sunday, 15 August 2021



MCRCB BULLETIN TK362

2021 Bennetts British Superbike Championship - Round 5

2021 Honda British Talent Cup

RACE 3 - LAP CHART

22	1 Lap	1:19.797
15	20.944	1:18.047
23	21.116	1:17.264
21	28.419	1:20.211
29	29.660	1:18.327
5	41.797	1:18.445
41	41.995	1:18.228
96	42.099	1:18.180
12	42.197	1:18.249
61	1:05.151	1:18.741
99	1:05.226	1:18.755
33	1:05.538	1:18.621
44	1:05.934	1:18.691
2	1:06.196	1:18.659

LAP 22 @ 14:17:58.048

NO	BEHIND	LAP TIME
----	--------	----------

67		1:15.751
53	0.379	1:15.957
57	0.545	1:16.058
9	0.677	1:16.089
48	1.030	1:16.224
65	1 Lap	1:20.327
7	1.849	1:15.696
4	2.101	1:15.379
74	2.218	1:16.002
52	2.527	1:15.562
37	2.765	1:15.677
51	1 Lap	1:20.005
22	1 Lap	1:19.610
15	22.600	1:17.407
23	22.694	1:17.329
29	32.138	1:18.229
21	32.272	1:19.604
5	44.026	1:17.980
41	44.300	1:18.056
96	44.936	1:18.588
12	44.986	1:18.540
61	1:08.717	1:19.317
99	1:08.831	1:19.356
33	1:09.198	1:19.411
2	1:09.790	1:19.345
44	1:10.116	1:19.933

Weather / Track : Cloudy / Dry

Results can be found at www.tsl-timing.com

Page 3 of 3

Donington Park National
Circuit Length = 1.9790 miles
Start: 13:49 Flag 14:17 End: 14:19

Printed - 14:20 Sunday, 15 August 2021

MCRCB BULLETIN TK363

2021 Bennetts British Superbike Championship - Round 5

2021 Honda British Talent Cup

RACE 3 - POSITION CHART

No	Name	Lap																						
		Pos	1	2	3	4	5	6	7	8	9	10	11	12	13	14	15	16	17	18	19	20	21	22
9	STUART-CAMPBELL	1	57	57	57	57	34	52	57	57	57	57	57	57	67	57	57	57	57	53	53	53	67	67
34	COOK	2	34	34	34	34	57	34	52	34	34	34	67	67	34	67	67	67	53	57	9	57	53	53
52	BELFORD	3	52	9	52	52	52	57	34	67	67	67	34	34	57	53	53	53	67	9	57	67	57	57
48	WALKER	4	9	52	4	4	9	4	9	9	74	74	74	74	74	34	74	74	74	67	67	9	9	9
53	VEIJER	5	4	4	9	53	4	9	4	7	7	7	52	53	53	74	34	9	9	74	48	48	48	48
57	GARNESS	6	67	67	53	9	67	67	67	74	9	52	7	52	9	52	9	34	52	48	4	7	7	7
7	LYONS	7	74	53	67	67	53	74	74	52	52	9	53	9	52	9	52	52	34	4	7	74	74	4
74	BROWN	8	53	74	74	74	7	53	53	4	4	53	9	4	4	4	4	4	4	34	74	34	4	74
4	MOUNSEY	9	48	48	48	7	74	7	7	53	53	4	4	7	48	7	7	7	48	7	34	52	52	52
67	O'GORMAN	10	21	37	7	48	48	48	48	48	48	48	48	48	7	48	48	48	7	37	52	4	37	37
37	TINKER	11	7	7	37	37	37	37	37	37	37	37	37	37	37	37	37	37	37	52	37	37	15	15
15	CROSBY	12	15	15	15	15	15	15	15	15	21	21	21	15	15	15	21	21	21	21	21	15	23	23
21	JEFFREY	13	37	29	29	29	21	21	21	21	15	15	15	21	21	21	15	15	15	15	15	23	21	29
23	STEPHENSON	14	29	21	23	21	29	23	23	23	23	23	23	23	23	23	23	23	23	23	23	21	29	21
96	BANHAM	15	23	23	21	23	23	29	29	29	29	29	29	29	29	29	29	29	29	29	29	29	5	5
66	DOBSON	16	96	96	96	96	96	96	96	96	41	41	96	96	96	41	41	96	96	96	5	41	41	41
12	BANNISTER	17	14	14	14	14	14	14	14	5	5	96	96	41	41	41	5	96	41	41	5	41	96	96
14	PENDRILL	18	5	66	41	41	41	41	41	41	41	5	12	5	5	5	96	5	5	5	41	96	12	12
8	MOORE	19	66	41	5	5	5	5	5	12	12	12	5	12	12	12	12	12	12	12	12	61	61	
29	BROWN	20	41	5	66	66	12	12	12	8	8	8	8	8	8	61	61	61	61	61	61	61	99	99
41	HOPKINS	21	12	12	12	12	8	8	8	2	61	61	61	61	61	44	99	99	99	33	99	99	33	33
5	JOHNSON	22	44	8	8	8	61	44	33	44	44	44	99	99	44	99	2	2	2	2	2	33	44	2
33	CUNNINGHAM	23	61	44	44	44	44	33	44	61	99	99	44	44	99	2	44	44	33	44	33	44	2	44
65	ROWAN	24	8	61	61	61	33	2	2	99	2	2	33	2	2	33	33	33	44	99	44	2	65	
61	MACKAY	25	33	2	33	33	2	61	61	33	33	33	2	33	33	65	65	65	65	65	65	65	51	51
44	HILL	26	2	33	2	2	99	99	99	14	65	65	65	65	65	22	22	22	22	22	51	51	22	22
2	COATES	27	99	99	99	99	22	22	65	65	22	22	22	22	22	51	51	51	51	51	22	22		
99	WILLIS	28	22	22	22	22	65	65	22	22	51	51	51	51	51									
51	HARRIS	29	65	65	65	65	51	51	51	51														
22	EAGLE	30	51	51	51	51																		

Weather / Track : Cloudy / Dry

Donington Park National
 Circuit Length = 1.9790 miles
 Start: 13:49 Flag 14:17 End: 14:19

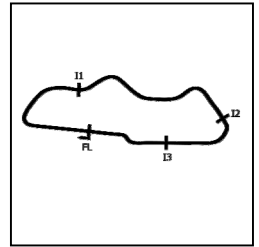
Results can be found at www.tsl-timing.com

Printed - 14:21 Sunday, 15 August 2021

2021 Bennetts British Superbike Championship - Round 5

2021 Honda British Talent Cup

RACE 3 - SECTOR ANALYSIS



SECTOR 1 = FL to I1, SECTOR 2 = I1 to I2, SECTOR 3 = I2 to I3, SECTOR 4 = I3 to FL, DIFF = Difference To Personal Best Lap, P = Crossed Finish Line in Pit Lane, D = Time Disallowed

P1 67		Casey O'GORMAN				Honda - Microlise Cresswell Racing					
IDEAL LAP TIME : 1:15.081		BEST LAP TIME : 1:15.638				DIFFERENCE : 0.557					
LAP	SECTOR 1	SECTOR 2	SECTOR 3	SECTOR 4	LAP TIME	MPH	DIFF	TIME OF DAY			
1 -		111.4	27.613	13.253	121.5	14.176	106.6	1:21.085	87.86	5.447	13:51:18.665
2 -	21.624	112.5	27.465	13.127	121.7	14.160	106.5	1:16.376	93.28	0.738	13:52:35.041
3 -	21.602	111.8	27.502	13.168	121.3	14.289	103.5	1:16.561	93.05	0.923	13:53:51.602
4 -	21.711	117.3	27.082	13.224	120.9	13.718	106.6	1:15.735 (2)	94.07	0.097	13:55:07.337
5 -	21.519	112.4	27.312	13.241	120.6	14.195	106.8	1:16.267	93.41	0.629	13:56:23.604
6 -	21.710	114.7	27.032	13.133	122.9	14.025	108.0	1:15.900	93.86	0.262	13:57:39.504
7 -	21.808	111.1	27.651	13.124	123.8	13.899	107.3	1:16.482	93.15	0.844	13:58:55.986
8 -	22.063	115.3	27.048	13.276	119.6	13.764	105.6	1:16.151	93.55	0.513	14:00:12.137
9 -	21.613	113.9	27.294	13.292	117.5	13.624	106.8	1:15.823	93.96	0.185	14:01:27.960
10 -	22.049	111.2	27.218	13.147	118.5	13.889	105.3	1:16.303	93.37	0.665	14:02:44.263
11 -	21.757	115.5	27.399	13.322	118.9	13.730	103.8	1:16.208	93.48	0.570	14:04:00.471
12 -	21.656	116.7	27.051	13.337	117.3	13.594	105.5	1:15.638 (1)	94.19		14:05:16.109
13 -	21.463	116.9	27.231	13.474	115.9	13.953	102.6	1:16.121	93.59	0.483	14:06:32.230
14 -	22.327	114.3	27.415	13.171	120.4	13.605	106.6	1:16.518	93.11	0.880	14:07:48.748
15 -	21.917	106.5	27.877	13.279	120.2	13.874	104.6	1:16.947	92.59	1.309	14:09:05.695
16 -	21.643	114.1	27.348	13.463	118.1	13.575	106.6	1:16.029	93.70	0.391	14:10:21.724
17 -	21.534	115.1	27.438	13.527	117.1	14.074	104.0	1:16.573	93.04	0.935	14:11:38.297
18 -	21.675	116.1	27.655	13.110	123.5	13.560	107.5	1:16.000	93.74	0.362	14:12:54.297
19 -	21.652	115.5	27.534	13.185	121.3	13.476	107.8	1:15.847	93.93	0.209	14:14:10.144
20 -	21.765	113.7	27.575	13.336	119.1	13.568	106.1	1:16.244	93.44	0.606	14:15:26.388
21 -	21.514	117.3	27.340	13.387	117.5	13.668	104.0	1:15.909	93.85	0.271	14:16:42.297
22 -	21.533	118.1	27.073	13.404	117.1	13.741	103.4	1:15.751 (3)	94.05	0.113	14:17:58.048

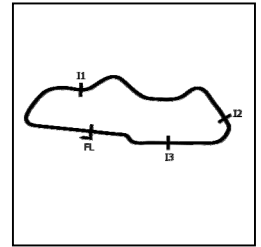
P2 53		Kiyano VEIJER				Honda - Microlise Cresswell Racing					
IDEAL LAP TIME : 1:15.028		BEST LAP TIME : 1:15.642				DIFFERENCE : 0.614					
LAP	SECTOR 1	SECTOR 2	SECTOR 3	SECTOR 4	LAP TIME	MPH	DIFF	TIME OF DAY			
1 -		110.7	27.694	13.197	122.0	13.980	106.5	1:21.412	87.51	5.770	13:51:18.992
2 -	21.644	114.1	27.544	13.062	120.6	14.141	106.0	1:16.391	93.26	0.749	13:52:35.383
3 -	21.353	113.9	27.259	13.225	116.9	14.097	107.0	1:15.934	93.82	0.292	13:53:51.317
4 -	21.561	119.1	27.123	13.151	122.0	13.807	107.2	1:15.642 (1)	94.18		13:55:06.959
5 -	21.706	109.8	27.528	13.300	119.8	14.194	107.0	1:16.728	92.85	1.086	13:56:23.687
6 -	21.725	114.7	27.179	13.073	123.1	14.490	103.2	1:16.467	93.17	0.825	13:57:40.154
7 -	21.707	115.1	27.358	13.087	120.9	13.996	107.5	1:16.148	93.56	0.506	13:58:56.302
8 -	22.420	106.5	27.445	13.199	118.1	13.916	106.8	1:16.980	92.55	1.338	14:00:13.282
9 -	21.456	117.3	27.071	13.230	120.4	14.254	106.3	1:16.011	93.73	0.369	14:01:29.293
10 -	21.553	114.3	27.108	13.198	120.9	13.954	107.3	1:15.813 (3)	93.97	0.171	14:02:45.106
11 -	21.724	114.7	27.366	13.152	123.3	13.840	107.2	1:16.082	93.64	0.440	14:04:01.188
12 -	21.308	119.6	27.008	13.210	117.7	14.423	103.4	1:15.949	93.80	0.307	14:05:17.137
13 -	21.573	114.7	27.164	13.180	117.9	13.727	107.2	1:15.644 (2)	94.18	0.002	14:06:32.781
14 -	21.585	115.9	27.467	13.254	116.7	13.912	106.1	1:16.218	93.47	0.576	14:07:48.999
15 -	21.774	106.0	27.977	13.143	118.9	13.920	106.5	1:16.814	92.75	1.172	14:09:05.813
16 -	21.684	113.7	27.389	13.340	117.5	13.979	106.8	1:16.392	93.26	0.750	14:10:22.205
17 -	21.323	117.5	27.386	13.242	118.5	13.944	104.2	1:15.895	93.87	0.253	14:11:38.100
18 -	21.732	113.5	27.260	13.220	118.5	13.684	103.7	1:15.896	93.87	0.254	14:12:53.996
19 -	21.649	114.3	27.337	13.249	119.1	13.674	104.8	1:15.909	93.85	0.267	14:14:09.905
20 -	21.552	113.9	27.473	13.499	118.3	13.650	104.8	1:16.174	93.53	0.532	14:15:26.079
21 -	21.732	114.9	27.566	13.351	115.7	13.742	106.0	1:16.391	93.26	0.749	14:16:42.470
22 -	21.579	116.5	27.361	13.320	118.9	13.697	104.8	1:15.957	93.79	0.315	14:17:58.427

MCRCB BULLETIN TK364

2021 Bennetts British Superbike Championship - Round 5

2021 Honda British Talent Cup

RACE 3 - SECTOR ANALYSIS



SECTOR 1 = FL to I1, SECTOR 2 = I1 to I2, SECTOR 3 = I2 to I3, SECTOR 4 = I3 to FL, DIFF = Difference To Personal Best Lap, P = Crossed Finish Line in Pit Lane, D = Time Disallowed

P3 57		Johnny GARNESS				Honda - City Lifting by RS Racing					
IDEAL LAP TIME : 1:15.290		BEST LAP TIME : 1:15.897				DIFFERENCE : 0.607					
LAP	SECTOR 1	SECTOR 2	SECTOR 3	SECTOR 4	LAP TIME	MPH	DIFF	TIME OF DAY			
1 -		112.4	27.499	13.547	118.3	13.794	105.0	1:20.173	88.86	4.276	13:51:17.753
2 -	21.577	115.9	27.440	13.560	118.1	13.862	105.3	1:16.439	93.20	0.542	13:52:34.192
3 -	22.032	117.9	27.124	13.354	119.4	13.673	105.3	1:16.183	93.52	0.286	13:53:50.375
4 -	21.546	117.9	27.170	13.443	118.9	13.742	105.5	1:15.901 (2)	93.86	0.004	13:55:06.276
5 -	21.983	116.5	27.256	13.443	114.9	13.741	105.0	1:16.423	93.22	0.526	13:56:22.699
6 -	22.013	113.5	27.162	13.269	120.0	13.972	106.6	1:16.416	93.23	0.519	13:57:39.115
7 -	21.817	114.3	27.377	13.375	119.1	13.920	104.6	1:16.489	93.14	0.592	13:58:55.604
8 -	21.672	114.7	27.146	13.466	119.6	13.696	105.8	1:15.980	93.76	0.083	14:00:11.584
9 -	21.681	113.1	27.484	13.390	119.1	13.624	105.5	1:16.179	93.52	0.282	14:01:27.763
10 -	22.122	114.9	27.142	13.299	119.4	13.613	105.6	1:16.176	93.52	0.279	14:02:43.939
11 -	21.552	115.9	27.173	13.480	119.1	13.692	105.3	1:15.897 (1)	93.87		14:03:59.836
12 -	21.608	116.1	27.298	13.420	117.1	13.694	105.6	1:16.020	93.72	0.123	14:05:15.856
13 -	21.516	118.7	27.568	13.386	117.5	13.985	106.8	1:16.455	93.18	0.558	14:06:32.311
14 -	21.739	114.1	27.340	13.490	115.9	13.792	105.3	1:16.361	93.30	0.464	14:07:48.672
15 -	21.891	106.1	27.662	13.526	117.5	13.853	105.1	1:16.932	92.60	1.035	14:09:05.604
16 -	21.613	115.1	27.327	13.424	118.1	13.649	106.1	1:16.013	93.72	0.116	14:10:21.617
17 -	21.571	114.3	27.377	13.504	117.5	13.977	104.3	1:16.429	93.21	0.532	14:11:38.046
18 -	21.693	112.2	27.578	13.238	121.1	13.572	107.0	1:16.081	93.64	0.184	14:12:54.127
19 -	21.678	111.6	27.506	13.154	122.0	13.602	108.2	1:15.940 (3)	93.81	0.043	14:14:10.067
20 -	21.598	118.1	27.928	13.207	122.0	13.520	107.3	1:16.253	93.43	0.356	14:15:26.320
21 -	21.760	118.1	27.536	13.130	122.0	13.789	108.5	1:16.215	93.48	0.318	14:16:42.535
22 -	21.674	116.3	27.396	13.411	120.2	13.577	106.8	1:16.058	93.67	0.161	14:17:58.593

P4 9		Bailey STUART-CAMPBELL				Honda - Team 151s					
IDEAL LAP TIME : 1:15.191		BEST LAP TIME : 1:15.697				DIFFERENCE : 0.506					
LAP	SECTOR 1	SECTOR 2	SECTOR 3	SECTOR 4	LAP TIME	MPH	DIFF	TIME OF DAY			
1 -		110.7	27.578	13.349	120.4	14.041	106.0	1:20.799	88.17	5.102	13:51:18.379
2 -	21.607	115.3	27.153	13.471	116.7	13.999	105.0	1:16.230	93.46	0.533	13:52:34.609
3 -	21.811	114.3	27.281	13.496	116.1	13.927	105.6	1:16.515	93.11	0.818	13:53:51.124
4 -	21.604	122.9	27.094	13.277	120.0	14.019	106.5	1:15.994	93.75	0.297	13:55:07.118
5 -	21.639	113.7	27.277	13.284	116.3	14.051	104.6	1:16.251	93.43	0.554	13:56:23.369
6 -	21.823	118.1	27.091	13.181	121.7	13.969	106.8	1:16.064	93.66	0.367	13:57:39.433
7 -	21.781	111.8	27.488	13.224	120.9	13.924	101.8	1:16.417	93.23	0.720	13:58:55.850
8 -	22.385	113.1	27.063	13.286	120.4	13.612	107.5	1:16.346	93.32	0.649	14:00:12.196
9 -	21.787	117.3	27.261	13.375	118.7	14.162	104.8	1:16.585	93.02	0.888	14:01:28.781
10 -	21.755	118.1	27.301	13.271	119.1	13.936	105.6	1:16.263	93.42	0.566	14:02:45.044
11 -	21.647	114.5	27.359	13.768	118.5	13.553	106.3	1:16.327	93.34	0.630	14:04:01.371
12 -	21.457	115.3	27.346	13.193	121.3	13.913	104.5	1:15.909	93.85	0.212	14:05:17.280
13 -	21.656	115.1	27.200	13.190	118.9	13.651	106.1	1:15.697 (1)	94.12		14:06:32.977
14 -	21.941	115.3	27.357	13.428	119.6	13.980	105.5	1:16.706	92.88	1.009	14:07:49.683
15 -	21.753	111.2	27.573	13.428	118.1	13.902	106.3	1:16.656	92.94	0.959	14:09:06.339
16 -	21.599	114.9	27.275	13.230	120.2	13.973	106.3	1:16.077	93.65	0.380	14:10:22.416
17 -	21.647	121.5	27.183	13.187	119.6	13.988	105.6	1:16.005	93.73	0.308	14:11:38.421
18 -	21.646	116.9	27.455	13.178	121.7	13.524	104.8	1:15.803 (3)	93.98	0.106	14:12:54.224
19 -	21.659	114.9	27.230	13.259	120.4	13.614	105.1	1:15.762 (2)	94.03	0.065	14:14:09.986
20 -	21.816	115.1	27.884	13.282	120.4	13.701	105.8	1:16.683	92.91	0.986	14:15:26.669
21 -	21.548	117.3	27.576	13.147	120.6	13.696	106.5	1:15.967	93.78	0.270	14:16:42.636
22 -	21.638	117.9	27.106	13.658	117.5	13.687	103.7	1:16.089	93.63	0.392	14:17:58.725

Weather / Track : Cloudy / Dry

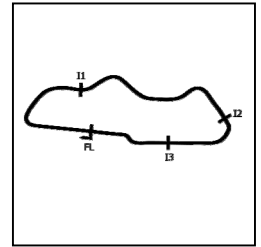
Donington Park National
Circuit Length = 1.9790 miles
Start: 13:49 Flag 14:17 End: 14:19

MCRCB BULLETIN TK364

2021 Bennetts British Superbike Championship - Round 5

2021 Honda British Talent Cup

RACE 3 - SECTOR ANALYSIS



SECTOR 1 = FL to I1, SECTOR 2 = I1 to I2, SECTOR 3 = I2 to I3, SECTOR 4 = I3 to FL, DIFF = Difference To Personal Best Lap, P = Crossed Finish Line in Pit Lane, D = Time Disallowed

P5 48		Ollie WALKER				Honda - Moto Rapido / SP125 Racing					
IDEAL LAP TIME : 1:15.228		BEST LAP TIME : 1:15.584				DIFFERENCE : 0.356					
LAP	SECTOR 1	SECTOR 2	SECTOR 3	SECTOR 4	LAP TIME	MPH	DIFF	TIME OF DAY			
1 -		110.9	27.631	13.278	119.4	14.513	102.7	1:21.819	87.07	6.235	13:51:19.399
2 -	21.671	115.7	27.277	13.231	119.6	14.200	102.7	1:16.379	93.28	0.795	13:52:35.778
3 -	21.663	116.9	27.088	13.270	120.2	14.071	103.7	1:16.092	93.63	0.508	13:53:51.870
4 -	21.898	117.5	27.189	13.306	121.3	13.836	103.5	1:16.229	93.46	0.645	13:55:08.099
5 -	21.520	118.5	26.972	13.409	117.3	14.170	104.0	1:16.071	93.65	0.487	13:56:24.170
6 -	21.665	115.3	27.277	13.393	119.8	13.935	104.5	1:16.270	93.41	0.686	13:57:40.440
7 -	21.779	118.1	27.207	13.289	120.2	13.983	104.6	1:16.258	93.42	0.674	13:58:56.698
8 -	22.141	111.2	27.503	13.166	121.7	14.082	103.8	1:16.892	92.65	1.308	14:00:13.590
9 -	21.551	119.1	27.000	13.171	121.3	14.283	104.0	1:16.005	93.73	0.421	14:01:29.595
10 -	21.586	118.1	27.047	13.132	121.5	14.281	104.0	1:16.046	93.68	0.462	14:02:45.641
11 -	21.502	117.9	27.214	13.555	117.5	14.152	103.8	1:16.423	93.22	0.839	14:04:02.064
12 -	21.529	119.6	27.121	13.108	120.0	13.826	105.0	1:15.584 (1)	94.26		14:05:17.648
13 -	21.555	118.1	27.227	13.272	118.7	13.957	104.5	1:16.011	93.73	0.427	14:06:33.659
14 -	21.796	118.3	27.221	13.308	121.1	14.179	105.5	1:16.504	93.12	0.920	14:07:50.163
15 -	21.716	113.5	27.772	13.226	121.5	14.180	104.6	1:16.894	92.65	1.310	14:09:07.057
16 -	21.613	118.1	27.128	13.186	118.3	14.081	105.8	1:16.008	93.73	0.424	14:10:23.065
17 -	21.423	117.9	27.147	13.199	122.2	14.031	105.0	1:15.800 (2)	93.99	0.216	14:11:38.865
18 -	21.797	114.7	27.357	13.057	120.6	13.776	104.3	1:15.987	93.76	0.403	14:12:54.852
19 -	21.963	115.9	27.054	13.198	120.9	13.997	103.0	1:16.212	93.48	0.628	14:14:11.064
20 -	21.682	117.9	27.195	13.185	121.3	13.782	104.8	1:15.844 (3)	93.93	0.260	14:15:26.908
21 -	21.465	120.0	27.537	13.168	121.1	13.776	104.6	1:15.946	93.81	0.362	14:16:42.854
22 -	21.537	117.9	27.367	13.494	118.5	13.826	101.8	1:16.224	93.46	0.640	14:17:59.078

P6 7		Jamie LYONS				Honda - C&M Motors Ltd / Tooltec Racing					
IDEAL LAP TIME : 1:14.985		BEST LAP TIME : 1:15.513				DIFFERENCE : 0.528					
LAP	SECTOR 1	SECTOR 2	SECTOR 3	SECTOR 4	LAP TIME	MPH	DIFF	TIME OF DAY			
1 -		111.6	27.882	13.499	118.3	14.252	103.5	1:22.243	86.62	6.730	13:51:19.823
2 -	21.677	119.8	27.739	13.457	118.5	13.752	104.6	1:16.625	92.98	1.112	13:52:36.448
3 -	21.608	123.3	27.034	13.385	118.1	13.486	105.1	1:15.513 (1)	94.34		13:53:51.961
4 -	21.614	122.9	27.241	13.339	120.0	13.685	103.4	1:15.879 (3)	93.89	0.366	13:55:07.840
5 -	21.602	121.7	26.921	13.524	116.9	14.140	103.0	1:16.187	93.51	0.674	13:56:24.027
6 -	21.653	115.7	27.365	13.399	118.7	13.818	103.2	1:16.235	93.45	0.722	13:57:40.262
7 -	21.812	120.9	27.262	13.323	120.4	13.838	104.3	1:16.235	93.45	0.722	13:58:56.497
8 -	22.069	110.9	27.242	13.219	121.7	13.530	103.8	1:16.060	93.67	0.547	14:00:12.557
9 -	21.678	120.6	27.147	13.273	118.7	13.927	103.2	1:16.025	93.71	0.512	14:01:28.582
10 -	21.621	119.1	27.346	13.238	119.8	13.824	103.0	1:16.029	93.70	0.516	14:02:44.611
11 -	21.953	117.1	27.354	13.347	120.6	13.707	104.6	1:16.361	93.30	0.848	14:04:00.972
12 -	21.715	117.7	27.194	13.182	119.1	14.414	98.9	1:16.505	93.12	0.992	14:05:17.477
13 -	21.997	121.7	27.318	13.221	119.8	13.751	104.8	1:16.287	93.39	0.774	14:06:33.764
14 -	21.539	121.3	27.119	13.487	119.6	14.167	103.7	1:16.312	93.36	0.799	14:07:50.076
15 -	21.653	111.1	27.644	13.335	119.6	14.207	103.4	1:16.839	92.72	1.326	14:09:06.915
16 -	21.608	120.4	27.151	13.222	120.9	14.055	104.3	1:16.036	93.70	0.523	14:10:22.951
17 -	21.626	120.6	27.221	13.110	123.3	14.111	104.0	1:16.068	93.66	0.555	14:11:39.019
18 -	21.886	121.7	27.521	13.419	120.2	13.470	104.5	1:16.296	93.38	0.783	14:12:55.315
19 -	21.681	117.1	27.361	13.055	122.6	13.810	102.7	1:15.907	93.86	0.394	14:14:11.222
20 -	21.658	121.3	27.640	13.528	115.3	13.894	100.9	1:16.720	92.86	1.207	14:15:27.942
21 -	21.933	119.1	27.478	13.278	118.7	13.570	102.2	1:16.259	93.42	0.746	14:16:44.201
22 -	21.618	120.2	26.994	13.376	116.7	13.708	104.0	1:15.696 (2)	94.12	0.183	14:17:59.897

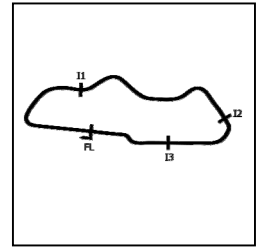
Weather / Track : Cloudy / Dry

Donington Park National
 Circuit Length = 1.9790 miles
 Start: 13:49 Flag 14:17 End: 14:19

2021 Bennetts British Superbike Championship - Round 5

2021 Honda British Talent Cup

RACE 3 - SECTOR ANALYSIS



SECTOR 1 = FL to I1, SECTOR 2 = I1 to I2, SECTOR 3 = I2 to I3, SECTOR 4 = I3 to FL, DIFF = Difference To Personal Best Lap, P = Crossed Finish Line in Pit Lane, D = Time Disallowed

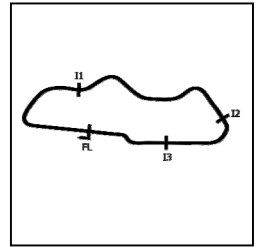
P7		4		Sullivan MOUNSEY				Honda - iForce Lloyd & Jones			
IDEAL LAP TIME : 1:15.087		BEST LAP TIME : 1:15.379		DIFFERENCE : 0.292							
LAP	SECTOR 1	SECTOR 2	SECTOR 3	SECTOR 4	LAP TIME	MPH	DIFF	TIME OF DAY			
1 -		110.5	27.608	13.302	118.5	14.168	104.5	1:21.014	87.94	5.635	13:51:18.594
2 -	21.611	112.0	27.390	13.168	120.6	14.156	105.1	1:16.325	93.34	0.946	13:52:34.919
3 -	21.621	116.3	27.329	13.341	116.9	13.863	105.0	1:16.154	93.55	0.775	13:53:51.073
4 -	21.479	121.1	27.167	13.178	116.3	13.869	105.0	1:15.693	(3) 94.12	0.314	13:55:06.766
5 -	21.775	114.7	27.316	13.439	117.5	14.208	105.3	1:16.738	92.84	1.359	13:56:23.504
6 -	21.507	116.9	27.041	13.255	120.4	13.953	106.3	1:15.756	94.04	0.377	13:57:39.260
7 -	21.883	112.2	27.653	13.197	121.1	13.881	105.3	1:16.614	92.99	1.235	13:58:55.874
8 -	22.744	103.7	27.374	13.266	120.4	13.859	103.0	1:17.243	92.23	1.864	14:00:13.117
9 -	21.749	116.5	27.159	13.087	122.0	14.106	104.3	1:16.101	93.62	0.722	14:01:29.218
10 -	21.514	114.9	27.360	13.170	121.1	14.060	105.8	1:16.104	93.61	0.725	14:02:45.322
11 -	21.656	113.5	27.492	13.492	116.3	13.993	103.8	1:16.633	92.97	1.254	14:04:01.955
12 -	21.442	117.3	27.129	13.200	119.8	13.680	106.0	1:15.451	(2) 94.42	0.072	14:05:17.406
13 -	21.653	111.8	27.502	13.181	120.6	13.614	106.0	1:15.950	93.80	0.571	14:06:33.356
14 -	21.712	113.3	27.482	13.404	118.5	13.876	105.8	1:16.474	93.16	1.095	14:07:49.830
15 -	21.738	111.4	27.752	13.207	121.7	14.114	105.8	1:16.811	92.75	1.432	14:09:06.641
16 -	21.550	116.1	27.260	13.323	120.9	13.910	106.3	1:16.043	93.69	0.664	14:10:22.684
17 -	21.664	117.7	27.133	13.251	121.1	14.002	104.5	1:16.050	93.68	0.671	14:11:38.734
18 -	21.759	115.5	27.690	13.075	121.3	13.731	106.0	1:16.255	93.43	0.876	14:12:54.989
19 -	21.733	116.9	27.264	13.143	123.3	14.007	102.7	1:16.147	93.56	0.768	14:14:11.136
20 -	21.888	115.3	27.710	13.385	117.7	14.117	101.5	1:17.100	92.40	1.721	14:15:28.236
21 -	21.983	112.7	27.378	13.325	119.4	13.848	104.2	1:16.534	93.09	1.155	14:16:44.770
22 -	21.498	113.5	26.956	13.168	117.5	13.757	104.5	1:15.379	(1) 94.51		14:18:00.149

P8		74		Carter BROWN				Honda - City Lifting by RS Racing			
IDEAL LAP TIME : 1:15.166		BEST LAP TIME : 1:15.534		DIFFERENCE : 0.368							
LAP	SECTOR 1	SECTOR 2	SECTOR 3	SECTOR 4	LAP TIME	MPH	DIFF	TIME OF DAY			
1 -		112.9	27.614	13.320	120.0	14.082	104.2	1:21.236	87.70	5.702	13:51:18.816
2 -	21.602	122.0	27.553	13.305	118.7	14.186	101.8	1:16.646	92.95	1.112	13:52:35.462
3 -	21.555	121.7	27.340	13.302	118.3	13.967	102.6	1:16.164	93.54	0.630	13:53:51.626
4 -	21.555	121.3	27.512	13.348	118.1	13.578	103.5	1:15.993	(3) 93.75	0.459	13:55:07.619
5 -	21.571	118.9	27.151	13.552	117.1	14.156	101.5	1:16.430	93.21	0.896	13:56:24.049
6 -	21.521	116.7	27.224	13.278	117.7	14.023	102.2	1:16.046	93.68	0.512	13:57:40.095
7 -	21.592	118.9	27.420	13.218	119.8	13.920	104.5	1:16.150	93.56	0.616	13:58:56.245
8 -	22.213	112.4	27.215	13.294	120.2	13.887	102.7	1:16.609	93.00	1.075	14:00:12.854
9 -	21.483	118.7	27.173	13.193	119.4	13.685	103.0	1:15.534	(1) 94.32		14:01:28.388
10 -	21.679	118.3	27.363	13.282	117.7	13.838	102.7	1:16.162	93.54	0.628	14:02:44.550
11 -	21.685	115.7	27.673	13.245	120.9	13.546	103.5	1:16.149	93.56	0.615	14:04:00.699
12 -	21.637	117.9	27.415	13.293	117.3	13.801	101.6	1:16.146	93.56	0.612	14:05:16.845
13 -	21.663	120.9	27.138	13.408	114.9	13.681	102.4	1:15.890	(2) 93.88	0.356	14:06:32.735
14 -	21.893	121.7	27.500	13.311	117.7	13.876	104.5	1:16.580	93.03	1.046	14:07:49.315
15 -	21.623	116.1	27.903	13.528	115.9	13.699	103.7	1:16.753	92.82	1.219	14:09:06.068
16 -	21.582	120.2	27.397	13.337	117.5	13.928	101.9	1:16.244	93.44	0.710	14:10:22.312
17 -	21.495	120.0	27.220	13.279	118.3	14.047	101.8	1:16.041	93.69	0.507	14:11:38.353
18 -	21.843	120.4	27.675	13.118	120.4	13.799	102.9	1:16.435	93.21	0.901	14:12:54.788
19 -	21.744	120.2	27.130	13.311	119.1	14.323	100.4	1:16.508	93.12	0.974	14:14:11.296
20 -	21.813	115.9	27.500	13.458	117.9	14.002	99.4	1:16.773	92.80	1.239	14:15:28.069
21 -	21.912	117.9	27.129	13.432	115.9	13.722	101.0	1:16.195	93.50	0.661	14:16:44.264
22 -	21.691	117.1	27.019	13.388	118.1	13.904	103.4	1:16.002	93.74	0.468	14:18:00.266

2021 Bennetts British Superbike Championship - Round 5

2021 Honda British Talent Cup

RACE 3 - SECTOR ANALYSIS



SECTOR 1 = FL to I1, SECTOR 2 = I1 to I2, SECTOR 3 = I2 to I3, SECTOR 4 = I3 to FL, DIFF = Difference To Personal Best Lap, P = Crossed Finish Line in Pit Lane, D = Time Disallowed

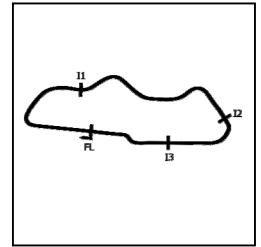
P9 52		Evan BELFORD				Honda - City Lifting by RS Racing					
IDEAL LAP TIME : 1:15.249		BEST LAP TIME : 1:15.536				DIFFERENCE : 0.287					
LAP	SECTOR 1	SECTOR 2	SECTOR 3	SECTOR 4	LAP TIME	MPH	DIFF	TIME OF DAY			
1 -		116.3	27.525	13.448	118.1	14.131	105.1	1:20.698	88.28	5.162	13:51:18.278
2 -	21.481	118.7	27.285	13.562	115.3	14.097	106.0	1:16.425	93.22	0.889	13:52:34.703
3 -	21.641	115.5	27.237	13.524	117.3	13.671	105.1	1:16.073	93.65	0.537	13:53:50.776
4 -	21.529	119.4	27.148	13.334	120.2	13.741	105.6	1:15.752 (3)	94.05	0.216	13:55:06.528
5 -	21.847	116.1	27.356	13.491	118.1	13.650	106.0	1:16.344	93.32	0.808	13:56:22.872
6 -	21.696	112.7	27.200	13.371	118.3	13.844	103.2	1:16.111	93.60	0.575	13:57:38.983
7 -	21.796	116.9	27.376	13.584	116.1	14.011	102.6	1:16.767	92.80	1.231	13:58:55.750
8 -	22.579	110.5	27.210	13.383	118.7	14.130	104.8	1:17.302	92.16	1.766	14:00:13.052
9 -	21.552	119.4	26.992	13.356	120.2	13.906	106.5	1:15.806	93.98	0.270	14:01:28.858
10 -	21.561	117.9	27.274	13.402	118.7	13.728	105.5	1:15.965	93.78	0.429	14:02:44.823
11 -	21.619	115.9	27.334	13.264	120.2	13.785	105.8	1:16.002	93.74	0.466	14:04:00.825
12 -	21.821	114.3	27.351	13.234	120.2	14.035	103.2	1:16.441	93.20	0.905	14:05:17.266
13 -	21.561	117.5	27.189	13.312	118.1	13.730	107.2	1:15.792	94.00	0.256	14:06:33.058
14 -	21.748	116.7	27.326	13.604	121.1	13.663	106.5	1:16.341	93.32	0.805	14:07:49.399
15 -	21.844	113.7	27.860	13.361	119.6	13.942	107.2	1:17.007	92.51	1.471	14:09:06.406
16 -	21.665	116.3	27.252	13.292	121.7	13.870	106.3	1:16.079	93.64	0.543	14:10:22.485
17 -	21.708	117.3	27.165	13.313	121.3	13.962	103.8	1:16.148	93.56	0.612	14:11:38.633
18 -	21.959	113.3	27.981	13.341	122.2	13.882	105.1	1:17.163	92.33	1.627	14:12:55.796
19 -	21.606	121.3	27.056	13.234	121.5	13.640	104.5	1:15.536 (1)	94.32		14:14:11.332
20 -	21.993	115.3	27.642	13.552	121.7	13.646	105.1	1:16.833	92.72	1.297	14:15:28.165
21 -	21.958	112.9	27.357	13.456	118.1	14.077	103.5	1:16.848	92.71	1.312	14:16:45.013
22 -	21.551	118.1	27.031	13.438	119.8	13.542	104.6	1:15.562 (2)	94.28	0.026	14:18:00.575

P10 37		Corey TINKER				Honda - CT Racing					
IDEAL LAP TIME : 1:15.136		BEST LAP TIME : 1:15.649				DIFFERENCE : 0.513					
LAP	SECTOR 1	SECTOR 2	SECTOR 3	SECTOR 4	LAP TIME	MPH	DIFF	TIME OF DAY			
1 -		109.6	27.933	13.407	119.1	14.336	103.8	1:22.527	86.33	6.878	13:51:20.107
2 -	21.529	117.3	27.459	13.436	115.9	13.810	102.7	1:16.234	93.45	0.585	13:52:36.341
3 -	21.904	116.1	27.107	13.399	117.7	13.928	101.5	1:16.338	93.33	0.689	13:53:52.679
4 -	21.887	117.5	27.169	13.470	115.7	13.730	102.2	1:16.256	93.43	0.607	13:55:08.935
5 -	21.943	114.5	27.367	13.511	113.7	13.692	102.6	1:16.513	93.11	0.864	13:56:25.448
6 -	21.915	115.3	27.161	13.562	114.9	13.607	102.7	1:16.245	93.44	0.596	13:57:41.693
7 -	21.961	114.9	27.208	13.517	114.3	13.648	102.2	1:16.334	93.33	0.685	13:58:58.027
8 -	21.812	116.9	26.990	13.464	116.7	13.585	103.7	1:15.851	93.92	0.202	14:00:13.878
9 -	21.647	116.9	26.829	13.298	118.1	14.050	103.5	1:15.824 (3)	93.96	0.175	14:01:29.702
10 -	21.684	116.5	27.003	13.204	118.7	14.140	104.3	1:16.031	93.70	0.382	14:02:45.733
11 -	21.612	115.5	27.265	13.382	117.7	14.136	102.6	1:16.395	93.26	0.746	14:04:02.128
12 -	21.623	118.5	27.095	13.285	117.1	13.646	105.0	1:15.649 (1)	94.18		14:05:17.777
13 -	21.551	117.3	27.373	13.315	117.1	13.900	104.8	1:16.139	93.57	0.490	14:06:33.916
14 -	21.652	116.7	27.276	13.323	119.1	14.099	104.6	1:16.350	93.31	0.701	14:07:50.266
15 -	21.809	110.9	27.486	13.258	120.0	14.435	103.5	1:16.988	92.54	1.339	14:09:07.254
16 -	21.698	116.1	27.052	13.348	116.9	13.817	105.1	1:15.915	93.85	0.266	14:10:23.169
17 -	21.609	117.5	27.150	13.193	119.6	13.910	104.0	1:15.862	93.91	0.213	14:11:39.031
18 -	21.769	115.5	27.605	13.290	116.7	13.739	104.8	1:16.403	93.25	0.754	14:12:55.434
19 -	21.662	114.3	27.347	13.267	119.1	13.845	103.7	1:16.121	93.59	0.472	14:14:11.555
20 -	22.036	114.5	27.509	13.635	118.1	13.625	105.0	1:16.805	92.76	1.156	14:15:28.360
21 -	21.928	113.9	27.415	13.402	118.3	14.031	102.9	1:16.776	92.79	1.127	14:16:45.136
22 -	21.628	114.9	27.001	13.410	117.3	13.638	103.4	1:15.677 (2)	94.14	0.028	14:18:00.813

2021 Bennetts British Superbike Championship - Round 5

2021 Honda British Talent Cup

RACE 3 - SECTOR ANALYSIS



SECTOR 1 = FL to I1, SECTOR 2 = I1 to I2, SECTOR 3 = I2 to I3, SECTOR 4 = I3 to FL, DIFF = Difference To Personal Best Lap, P = Crossed Finish Line in Pit Lane, D = Time Disallowed

P11 15		Harrison CROSBY				Honda - Banks Racing				
IDEAL LAP TIME : 1:16.023		BEST LAP TIME : 1:16.387				DIFFERENCE : 0.364				
LAP	SECTOR 1	SECTOR 2	SECTOR 3	SECTOR 4	LAP TIME	MPH	DIFF	TIME OF DAY		
1 -		113.3	27.925	13.377 118.7	14.150 102.4	1:22.434	86.42	6.047	13:51:20.014	
2 -	21.870 123.3	27.497	13.563 116.3	14.118 100.7	1:17.048	92.47	0.661	13:52:37.062		
3 -	21.987 118.3	27.545	13.452 115.3	13.694 101.3	1:16.678	92.91	0.291	13:53:53.740		
4 -	22.059 119.4	27.157	13.518 114.7	13.653 101.5	1:16.387 (1)	93.27		13:55:10.127		
5 -	22.067 117.5	27.171	13.546 114.7	13.807 101.5	1:16.591	93.02	0.204	13:56:26.718		
6 -	22.081 115.1	27.271	13.539 115.1	13.697 101.9	1:16.588 (3)	93.02	0.201	13:57:43.306		
7 -	22.137 115.7	27.400	13.609 114.3	13.760 100.4	1:16.906	92.64	0.519	13:59:00.212		
8 -	22.075 117.5	27.276	13.564 114.3	13.765 100.1	1:16.680	92.91	0.293	14:00:16.892		
9 -	22.287 117.3	27.434	13.757 113.9	13.817 100.6	1:17.295	92.17	0.908	14:01:34.187		
10 -	22.122 117.7	27.537	13.659 113.9	13.863 99.8	1:17.181	92.31	0.794	14:02:51.368		
11 -	22.216 118.1	27.123	13.425 115.9	13.803 101.2	1:16.567 (2)	93.05	0.180	14:04:07.935		
12 -	21.995 117.1	27.385	13.744 112.0	13.896 99.2	1:17.020	92.50	0.633	14:05:24.955		
13 -	22.320 115.5	27.541	13.804 112.4	13.906 99.2	1:17.571	91.84	1.184	14:06:42.526		
14 -	22.169 113.9	27.483	13.856 112.0	13.955 99.8	1:17.463	91.97	1.076	14:07:59.989		
15 -	22.426 108.7	28.063	13.975 112.0	13.914 99.8	1:18.378	90.90	1.991	14:09:18.367		
16 -	22.122 119.6	27.515	13.981 110.7	14.156 100.0	1:17.774	91.60	1.387	14:10:36.141		
17 -	22.091 118.9	27.436	13.826 113.3	13.799 100.4	1:17.152	92.34	0.765	14:11:53.293		
18 -	22.036 120.2	27.387	13.829 114.5	13.699 101.3	1:16.951	92.58	0.564	14:13:10.244		
19 -	21.892 122.6	27.604	13.970 113.7	13.713 101.2	1:17.179	92.31	0.792	14:14:27.423		
20 -	22.401 112.0	27.614	13.817 112.5	13.939 99.4	1:17.771	91.61	1.384	14:15:45.194		
21 -	22.579 116.1	27.556	13.831 112.9	14.081 99.5	1:18.047	91.28	1.660	14:17:03.241		
22 -	22.264 116.9	27.476	13.666 113.5	14.001 98.5	1:17.407	92.04	1.020	14:18:20.648		

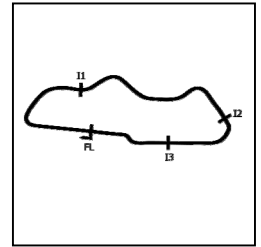
P12 23		Rhys STEPHENSON				Honda - Rocket Racing				
IDEAL LAP TIME : 1:16.006		BEST LAP TIME : 1:16.442				DIFFERENCE : 0.436				
LAP	SECTOR 1	SECTOR 2	SECTOR 3	SECTOR 4	LAP TIME	MPH	DIFF	TIME OF DAY		
1 -		110.7	28.120	13.363 119.6	14.189 103.8	1:22.866	85.97	6.424	13:51:20.446	
2 -	22.083 116.7	27.719	13.545 116.1	13.863 101.3	1:17.210	92.27	0.768	13:52:37.656		
3 -	22.074 117.7	27.360	13.482 117.3	13.921 102.6	1:16.837 (3)	92.72	0.395	13:53:54.493		
4 -	22.072 115.3	27.645	13.444 117.9	13.714 102.9	1:16.875	92.67	0.433	13:55:11.368		
5 -	21.834 117.9	27.498	13.631 117.9	14.163 102.2	1:17.126	92.37	0.684	13:56:28.494		
6 -	21.863 115.7	27.530	13.512 117.7	13.537 102.2	1:16.442 (1)	93.20		13:57:44.936		
7 -	22.104 117.7	27.503	13.575 115.1	13.722 101.5	1:16.904	92.64	0.462	13:59:01.840		
8 -	22.225 114.5	27.904	13.580 114.7	13.853 101.5	1:17.562	91.85	1.120	14:00:19.402		
9 -	22.296 116.3	27.449	13.610 114.3	13.806 101.8	1:17.161	92.33	0.719	14:01:36.563		
10 -	22.123 115.7	27.638	13.582 114.7	13.750 101.3	1:17.093	92.41	0.651	14:02:53.656		
11 -	22.253 114.9	27.346	13.599 114.3	13.882 101.6	1:17.080	92.43	0.638	14:04:10.736		
12 -	22.077 113.1	27.636	13.664 113.7	13.826 100.9	1:17.203	92.28	0.761	14:05:27.939		
13 -	22.154 116.7	27.649	13.673 113.7	13.829 101.5	1:17.305	92.16	0.863	14:06:45.244		
14 -	22.230 116.9	27.509	13.777 113.1	13.860 101.2	1:17.376	92.07	0.934	14:08:02.620		
15 -	22.593 109.1	27.693	13.660 113.1	13.802 101.2	1:17.748	91.63	1.306	14:09:20.368		
16 -	22.469 117.3	27.553	13.663 113.9	13.890 101.6	1:17.575	91.84	1.133	14:10:37.943		
17 -	22.109 118.1	27.527	13.658 114.1	13.803 101.6	1:17.097	92.41	0.655	14:11:55.040		
18 -	22.175 118.1	27.272	13.624 114.1	13.759 101.6	1:16.830 (2)	92.73	0.388	14:13:11.870		
19 -	22.177 117.1	27.593	13.685 114.3	13.772 101.8	1:17.227	92.25	0.785	14:14:29.097		
20 -	22.123 115.5	27.485	13.656 113.7	13.788 101.8	1:17.052	92.46	0.610	14:15:46.149		
21 -	22.501 117.1	27.383	13.494 114.5	13.886 101.6	1:17.264	92.21	0.822	14:17:03.413		
22 -	22.300 112.4	27.483	13.455 114.7	14.091 100.9	1:17.329	92.13	0.887	14:18:20.742		

MCRCB BULLETIN TK364

2021 Bennetts British Superbike Championship - Round 5

2021 Honda British Talent Cup

RACE 3 - SECTOR ANALYSIS



SECTOR 1 = FL to I1, SECTOR 2 = I1 to I2 SECTOR 3 = I2 to I3, SECTOR 4 = I3 to FL, DIFF = Difference To Personal Best Lap, P = Crossed Finish Line in Pit Lane, D = Time Disallowed

P13 29		Lucas BROWN				Honda - Amphibian Scaffolding / SP125 Racing					
IDEAL LAP TIME : 1:16.093		BEST LAP TIME : 1:16.565				DIFFERENCE : 0.472					
LAP	SECTOR 1	SECTOR 2	SECTOR 3	SECTOR 4	LAP TIME	MPH	DIFF	TIME OF DAY			
1 -	111.6	27.976	13.533	118.1	14.133	103.0	1:22.740	86.10	6.175	13:51:20.320	
2 -	21.751	118.1	27.462	13.419	117.3	14.193	102.2	1:16.825 (2)	92.73	0.260	13:52:37.145
3 -	22.098	114.7	27.703	13.607	116.1	13.794	101.5	1:17.202	92.28	0.637	13:53:54.347
4 -	21.998	116.5	27.228	13.586	115.1	13.753	101.3	1:16.565 (1)	93.05		13:55:10.912
5 -	22.018	117.7	27.654	13.683	116.7	13.913	102.6	1:17.268	92.20	0.703	13:56:28.180
6 -	22.066	115.1	27.485	13.650	114.5	13.720	103.4	1:16.921 (3)	92.62	0.356	13:57:45.101
7 -	22.071	113.9	27.716	13.640	116.9	13.695	101.6	1:17.122	92.38	0.557	13:59:02.223
8 -	22.003	113.5	27.892	13.646	115.5	13.923	101.9	1:17.464	91.97	0.899	14:00:19.687
9 -	22.222	112.0	27.493	13.619	115.7	13.756	103.0	1:17.090	92.41	0.525	14:01:36.777
10 -	22.110	113.1	27.897	13.706	114.7	13.878	100.7	1:17.591	91.82	1.026	14:02:54.368
11 -	22.058	114.5	27.549	13.785	114.5	13.828	101.2	1:17.220	92.26	0.655	14:04:11.588
12 -	22.210	112.7	27.738	13.762	112.5	13.876	101.9	1:17.586	91.82	1.021	14:05:29.174
13 -	22.168	113.5	27.814	13.967	112.7	13.895	101.6	1:17.844	91.52	1.279	14:06:47.018
14 -	22.410	113.3	27.788	13.869	112.7	13.918	100.4	1:17.985	91.35	1.420	14:08:05.003
15 -	22.360	109.4	27.849	13.929	113.1	13.912	100.9	1:18.050	91.28	1.485	14:09:23.053
16 -	22.430	109.1	27.937	13.961	113.1	13.870	100.9	1:18.198	91.11	1.633	14:10:41.251
17 -	22.409	111.2	27.781	13.844	113.3	13.871	100.9	1:17.905	91.45	1.340	14:11:59.156
18 -	22.459	109.4	27.767	13.842	113.3	13.853	100.7	1:17.921	91.43	1.356	14:13:17.077
19 -	22.536	110.9	27.869	13.839	113.7	13.928	100.6	1:18.172	91.14	1.607	14:14:35.249
20 -	22.548	106.8	27.950	13.885	112.9	13.998	101.0	1:18.381	90.89	1.816	14:15:53.630
21 -	22.499	107.5	27.973	13.866	113.5	13.989	100.9	1:18.327	90.96	1.762	14:17:11.957
22 -	22.405	110.9	27.825	13.874	113.3	14.125	99.8	1:18.229	91.07	1.664	14:18:30.186

P14 21		Troy JEFFREY				Honda - Stiggymotorsport					
IDEAL LAP TIME : 1:15.894		BEST LAP TIME : 1:16.216				DIFFERENCE : 0.322					
LAP	SECTOR 1	SECTOR 2	SECTOR 3	SECTOR 4	LAP TIME	MPH	DIFF	TIME OF DAY			
1 -	110.7	27.892	13.391	117.9	14.034	104.8	1:22.085	86.79	5.869	13:51:19.665	
2 -	21.675	117.1	27.899	13.797	117.9	14.129	104.6	1:17.500	91.93	1.284	13:52:37.165
3 -	21.768	112.4	28.187	13.627	118.7	13.924	105.0	1:17.506	91.92	1.290	13:53:54.671
4 -	21.851	113.7	27.532	13.420	118.5	13.625	104.6	1:16.428 (3)	93.22	0.212	13:55:11.099
5 -	21.605	119.4	27.722	13.546	117.7	13.865	103.5	1:16.738	92.84	0.522	13:56:27.837
6 -	21.741	115.3	27.528	13.430	118.7	13.517	104.3	1:16.216 (1)	93.47		13:57:44.053
7 -	21.720	114.3	27.591	13.449	117.5	13.666	103.8	1:16.426 (2)	93.22	0.210	13:59:00.479
8 -	21.982	112.7	27.427	13.538	117.9	13.750	104.3	1:16.697	92.89	0.481	14:00:17.176
9 -	22.213	111.1	27.449	13.430	118.3	13.730	103.5	1:16.822	92.74	0.606	14:01:33.998
10 -	21.785	114.7	27.594	13.661	115.7	13.824	102.4	1:16.864	92.69	0.648	14:02:50.862
11 -	21.795	117.7	27.790	13.590	116.7	13.687	103.7	1:16.862	92.69	0.646	14:04:07.724
12 -	21.727	109.6	27.683	14.041	112.5	14.141	101.9	1:17.592	91.82	1.376	14:05:25.316
13 -	22.206	110.0	27.742	13.564	116.5	13.840	102.2	1:17.352	92.10	1.136	14:06:42.668
14 -	22.171	112.0	27.678	13.813	114.1	13.742	104.8	1:17.404	92.04	1.188	14:08:00.072
15 -	22.135	103.7	28.348	13.774	114.9	13.853	102.1	1:18.110	91.21	1.894	14:09:18.182
16 -	22.039	115.1	27.909	13.759	114.5	13.786	103.5	1:17.493	91.93	1.277	14:10:35.675
17 -	22.069	111.4	27.740	13.701	115.9	13.708	103.0	1:17.218	92.26	1.002	14:11:52.893
18 -	22.030	116.1	27.665	13.701	116.7	13.679	102.6	1:17.075	92.43	0.859	14:13:09.968
19 -	21.943	110.7	27.800	13.879	117.3	13.471	104.5	1:17.093	92.41	0.877	14:14:27.061
20 -	27.626	99.7	28.211	13.560	117.3	14.047	102.7	1:23.444	85.38	7.228	14:15:50.505
21 -	22.452	108.9	30.056	13.881	116.7	13.822	103.0	1:20.211	88.82	3.995	14:17:10.716
22 -	22.412	109.8	29.085	13.920	114.1	14.187	103.2	1:19.604	89.50	3.388	14:18:30.320

Weather / Track : Cloudy / Dry

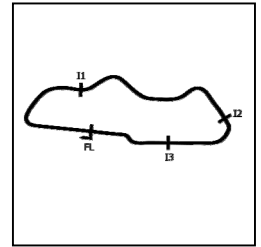
Donington Park National
 Circuit Length = 1.9790 miles
 Start: 13:49 Flag 14:17 End: 14:19

MCRCB BULLETIN TK364

2021 Bennetts British Superbike Championship - Round 5

2021 Honda British Talent Cup

RACE 3 - SECTOR ANALYSIS



SECTOR 1 = FL to I1, SECTOR 2 = I1 to I2, SECTOR 3 = I2 to I3, SECTOR 4 = I3 to FL, DIFF = Difference To Personal Best Lap, P = Crossed Finish Line in Pit Lane, D = Time Disallowed

P15 5		Mason JOHNSON				Honda - Johnson Racing				
IDEAL LAP TIME : 1:16.918		BEST LAP TIME : 1:17.218				DIFFERENCE : 0.300				
LAP	SECTOR 1	SECTOR 2	SECTOR 3	SECTOR 4	LAP TIME	MPH	DIFF	TIME OF DAY		
1 -		105.5	28.459	13.567 119.4	13.864 103.4	1:23.677	85.14	6.459	13:51:21.257	
2 -	21.960	118.7	29.117	13.552 117.3	13.795 104.6	1:18.424	90.84	1.206	13:52:39.681	
3 -	22.157	112.5	28.310	13.438 120.0	13.796 102.2	1:17.701	91.69	0.483	13:53:57.382	
4 -	22.046	119.1	27.740	13.603 116.5	13.829 103.4	1:17.218 (1)	92.26		13:55:14.600	
5 -	22.027	117.1	27.863	13.802 115.3	14.293 104.2	1:17.985	91.35	0.767	13:56:32.585	
6 -	22.124	114.5	28.070	13.737 115.3	14.181 101.8	1:18.112	91.21	0.894	13:57:50.697	
7 -	22.202	115.9	27.830	13.617 115.7	13.888 101.0	1:17.537 (2)	91.88	0.319	13:59:08.234	
8 -	22.390	114.7	28.417	13.695 114.9	14.028 102.2	1:18.530	90.72	1.312	14:00:26.764	
9 -	22.387	114.7	28.109	13.818 113.7	14.089 103.0	1:18.403	90.87	1.185	14:01:45.167	
10 -	22.283	114.9	28.232	13.840 113.1	14.671 101.8	1:19.026	90.15	1.808	14:03:04.193	
11 -	22.359	116.1	28.515	13.565 116.9	13.894 103.7	1:18.333	90.95	1.115	14:04:22.526	
12 -	21.995	116.5	27.929	13.832 114.1	13.925 102.7	1:17.681 (3)	91.71	0.463	14:05:40.207	
13 -	22.047	115.9	28.453	13.799 113.5	14.024 104.0	1:18.323	90.96	1.105	14:06:58.530	
14 -	22.356	112.0	28.071	13.632 113.9	14.008 102.7	1:18.067	91.26	0.849	14:08:16.597	
15 -	22.768	103.5	28.182	13.706 115.9	13.909 102.2	1:18.565	90.68	1.347	14:09:35.162	
16 -	22.155	115.7	28.444	13.689 114.7	13.780 103.8	1:18.068	91.26	0.850	14:10:53.230	
17 -	22.364	112.5	27.805	13.578 115.5	14.210 104.0	1:17.957	91.39	0.739	14:12:11.187	
18 -	22.371	108.9	27.998	13.585 115.5	14.143 101.8	1:18.097	91.22	0.879	14:13:29.284	
19 -	22.468	111.6	27.886	13.817 114.7	13.893 102.6	1:18.064	91.26	0.846	14:14:47.348	
20 -	22.320	110.5	28.144	13.891 112.9	13.946 101.5	1:18.301	90.99	1.083	14:16:05.649	
21 -	22.451	112.5	28.222	13.753 113.1	14.019 100.7	1:18.445	90.82	1.227	14:17:24.094	
22 -	22.378	115.1	27.958	13.736 112.7	13.908 100.7	1:17.980	91.36	0.762	14:18:42.074	

P16 41		Luca HOPKINS				Honda - Wilson Racing				
IDEAL LAP TIME : 1:17.334		BEST LAP TIME : 1:17.394				DIFFERENCE : 0.060				
LAP	SECTOR 1	SECTOR 2	SECTOR 3	SECTOR 4	LAP TIME	MPH	DIFF	TIME OF DAY		
1 -		103.4	28.394	13.566 119.6	14.309 103.4	1:24.259	84.55	6.865	13:51:21.839	
2 -	22.042	111.1	28.105	13.558 117.9	14.065 102.7	1:17.770	91.61	0.376	13:52:39.609	
3 -	22.071	110.1	27.807	13.574 118.1	13.942 102.4	1:17.394 (1)	92.05		13:53:57.003	
4 -	22.108	114.9	27.834	13.586 116.7	14.004 102.6	1:17.532 (2)	91.89	0.138	13:55:14.535	
5 -	22.432	108.0	27.887	13.543 116.1	14.121 102.4	1:17.983	91.36	0.589	13:56:32.518	
6 -	22.412	111.2	27.986	13.635 117.1	14.013 102.6	1:18.046	91.28	0.652	13:57:50.564	
7 -	22.192	110.0	27.817	13.549 116.9	14.018 102.2	1:17.576 (3)	91.84	0.182	13:59:08.140	
8 -	22.209	111.8	28.621	13.790 115.1	14.347 102.9	1:18.967	90.22	1.573	14:00:27.107	
9 -	22.495	110.3	27.986	13.624 115.9	14.355 103.5	1:18.460	90.80	1.066	14:01:45.567	
10 -	22.263	112.2	28.089	13.729 113.3	14.328 101.0	1:18.409	90.86	1.015	14:03:03.976	
11 -	22.135	115.3	27.839	13.698 114.1	14.075 101.0	1:17.747	91.63	0.353	14:04:21.723	
12 -	22.205	114.5	28.002	13.788 113.1	14.160 102.4	1:18.155	91.16	0.761	14:05:39.878	
13 -	22.122	114.1	28.430	13.818 113.3	14.217 102.6	1:18.587	90.65	1.193	14:06:58.465	
14 -	22.161	112.5	28.035	13.789 113.1	14.117 100.9	1:18.102	91.22	0.708	14:08:16.567	
15 -	22.319	112.4	27.831	13.811 112.9	14.335 100.9	1:18.296	90.99	0.902	14:09:34.863	
16 -	22.241	109.6	28.165	13.688 113.7	14.055 101.9	1:18.149	91.16	0.755	14:10:53.012	
17 -	22.224	112.4	27.817	13.760 114.3	14.311 102.9	1:18.112	91.21	0.718	14:12:11.124	
18 -	22.314	110.9	27.972	13.627 114.3	14.191 102.1	1:18.104	91.21	0.710	14:13:29.228	
19 -	22.449	112.7	28.161	13.666 113.3	14.232 103.8	1:18.508	90.75	1.114	14:14:47.736	
20 -	22.105	112.2	28.187	13.761 115.3	14.275 103.0	1:18.328	90.95	0.934	14:16:06.064	
21 -	22.307	110.3	28.149	13.597 114.7	14.175 102.9	1:18.228	91.07	0.834	14:17:24.292	
22 -	22.434	113.5	27.842	13.611 115.1	14.169 101.6	1:18.056	91.27	0.662	14:18:42.348	

Weather / Track : Cloudy / Dry

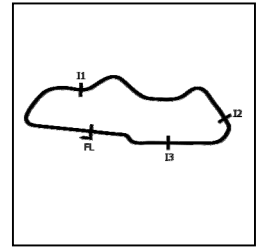
Donington Park National
 Circuit Length = 1.9790 miles
 Start: 13:49 Flag 14:17 End: 14:19

MCRCB BULLETIN TK364

2021 Bennetts British Superbike Championship - Round 5

2021 Honda British Talent Cup

RACE 3 - SECTOR ANALYSIS



SECTOR 1 = FL to I1, SECTOR 2 = I1 to I2, SECTOR 3 = I2 to I3, SECTOR 4 = I3 to FL, DIFF = Difference To Personal Best Lap, P = Crossed Finish Line in Pit Lane, D = Time Disallowed

P17 96		Rossi BANHAM				Honda - MJL Racing			
IDEAL LAP TIME : 1:16.980		BEST LAP TIME : 1:17.315				DIFFERENCE : 0.335			
LAP	SECTOR 1	SECTOR 2	SECTOR 3	SECTOR 4	LAP TIME	MPH	DIFF	TIME OF DAY	
1 -		111.2	28.143	13.793 115.7	13.931 101.3	1:23.277	85.55	5.962	13:51:20.857
2 -	22.058	115.7	27.919	13.668 115.1	13.876 100.6	1:17.521 (3)	91.90	0.206	13:52:38.378
3 -	22.163	116.9	27.721	13.606 115.7	13.871 101.0	1:17.361 (2)	92.09	0.046	13:53:55.739
4 -	22.212	117.3	27.592	13.703 115.5	13.808 100.6	1:17.315 (1)	92.15		13:55:13.054
5 -	22.207	114.5	27.846	13.743 114.1	13.841 101.3	1:17.637	91.76	0.322	13:56:30.691
6 -	22.174	113.3	27.865	13.717 114.5	13.797 100.6	1:17.553	91.86	0.238	13:57:48.244
7 -	22.275	111.1	28.254	13.610 116.7	13.813 100.1	1:17.952	91.39	0.637	13:59:06.196
8 -	23.840	107.8	28.842	13.800 114.5	13.903 99.4	1:20.385	88.63	3.070	14:00:26.581
9 -	22.874	110.1	27.969	13.742 116.7	13.989 99.5	1:18.574	90.67	1.259	14:01:45.155
10 -	22.482	114.1	28.234	13.756 114.9	14.483 99.4	1:18.955	90.23	1.640	14:03:04.110
11 -	22.158	114.5	27.863	13.632 116.7	14.191 100.6	1:17.844	91.52	0.529	14:04:21.954
12 -	22.131	115.3	28.114	13.541 115.1	13.843 99.8	1:17.629	91.77	0.314	14:05:39.583
13 -	22.519	113.5	28.155	14.007 111.4	13.958 100.0	1:18.639	90.59	1.324	14:06:58.222
14 -	22.541	113.5	28.073	13.642 115.1	13.867 99.5	1:18.123	91.19	0.808	14:08:16.345
15 -	22.897	105.1	28.177	13.739 113.5	14.159 102.1	1:18.972	90.21	1.657	14:09:35.317
16 -	22.162	115.7	28.008	13.641 115.5	14.038 101.5	1:17.849	91.51	0.534	14:10:53.166
17 -	22.290	114.5	27.812	13.613 116.9	14.051 99.5	1:17.766	91.61	0.451	14:12:10.932
18 -	22.331	113.1	27.927	13.813 112.9	14.034 98.8	1:18.105	91.21	0.790	14:13:29.037
19 -	22.392	115.1	27.945	13.745 113.5	14.009 99.7	1:18.091	91.23	0.776	14:14:47.128
20 -	22.446	111.8	28.409	13.768 114.9	14.465 101.2	1:19.088	90.08	1.773	14:16:06.216
21 -	22.426	112.4	28.115	13.604 116.5	14.035 102.1	1:18.180	91.13	0.865	14:17:24.396
22 -	22.467	111.1	27.905	13.533 116.3	14.683 98.5	1:18.588	90.65	1.273	14:18:42.984

P18 12		Josh BANNISTER				Honda - Dunsley Heat Racing			
IDEAL LAP TIME : 1:17.284		BEST LAP TIME : 1:17.611				DIFFERENCE : 0.327			
LAP	SECTOR 1	SECTOR 2	SECTOR 3	SECTOR 4	LAP TIME	MPH	DIFF	TIME OF DAY	
1 -		107.3	28.719	13.807 116.3	13.926 103.0	1:24.545	84.26	6.934	13:51:22.125
2 -	22.139	118.7	28.272	13.543 118.3	14.028 102.7	1:17.982	91.36	0.371	13:52:40.107
3 -	22.163	116.1	28.181	13.493 118.7	13.936 102.4	1:17.773 (3)	91.60	0.162	13:53:57.880
4 -	22.038	119.8	28.006	13.704 116.1	13.863 101.9	1:17.611 (1)	91.79		13:55:15.491
5 -	22.136	117.1	27.974	13.732 115.3	14.009 101.6	1:17.851	91.51	0.240	13:56:33.342
6 -	22.283	113.7	27.901	13.689 115.9	13.997 101.5	1:17.870	91.49	0.259	13:57:51.212
7 -	22.179	117.9	28.028	13.487 117.5	13.940 101.5	1:17.634 (2)	91.77	0.023	13:59:08.846
8 -	22.493	114.3	28.114	13.575 117.5	14.297 102.1	1:18.479	90.78	0.868	14:00:27.325
9 -	22.471	110.5	28.088	13.627 116.3	14.151 104.3	1:18.337	90.94	0.726	14:01:45.662
10 -	22.371	112.7	28.161	13.601 116.5	14.511 100.7	1:18.644	90.59	1.033	14:03:04.306
11 -	22.501	116.7	27.990	13.684 114.9	13.924 102.4	1:18.099	91.22	0.488	14:04:22.405
12 -	22.307	117.9	27.971	13.656 114.5	14.095 103.7	1:18.029	91.30	0.418	14:05:40.434
13 -	22.108	117.5	28.381	13.713 115.3	14.163 103.0	1:18.365	90.91	0.754	14:06:58.799
14 -	22.338	113.3	28.107	13.597 116.3	14.082 101.8	1:18.124	91.19	0.513	14:08:16.923
15 -	22.718	102.7	28.113	13.652 117.3	14.161 103.0	1:18.644	90.59	1.033	14:09:35.567
16 -	22.192	116.9	28.253	13.661 116.5	14.021 102.7	1:18.127	91.19	0.516	14:10:53.694
17 -	22.170	118.5	27.896	13.695 115.9	14.033 102.7	1:17.794	91.58	0.183	14:12:11.488
18 -	22.294	113.1	28.025	13.553 114.3	14.018 103.4	1:17.890	91.47	0.279	14:13:29.378
19 -	22.558	111.2	28.074	13.666 115.9	14.149 104.3	1:18.447	90.82	0.836	14:14:47.825
20 -	22.265	112.7	28.092	13.719 115.5	14.344 101.9	1:18.420	90.85	0.809	14:16:06.245
21 -	22.715	116.7	28.023	13.566 117.5	13.945 104.0	1:18.249	91.05	0.638	14:17:24.494
22 -	22.533	113.1	27.936	13.564 114.7	14.507 99.7	1:18.540	90.71	0.929	14:18:43.034

Weather / Track : Cloudy / Dry

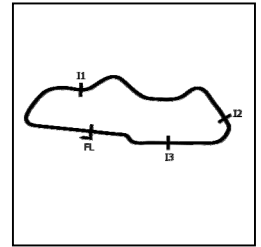
Donington Park National
 Circuit Length = 1.9790 miles
 Start: 13:49 Flag 14:17 End: 14:19

MCRCB BULLETIN TK364

2021 Bennetts British Superbike Championship - Round 5

2021 Honda British Talent Cup

RACE 3 - SECTOR ANALYSIS



SECTOR 1 = FL to I1, SECTOR 2 = I1 to I2, SECTOR 3 = I2 to I3, SECTOR 4 = I3 to FL, DIFF = Difference To Personal Best Lap, P = Crossed Finish Line in Pit Lane, D = Time Disallowed

P19 61		Harrison MACKAY				Honda - True Heroes Racing / Super Soco				
IDEAL LAP TIME : 1:18.368		BEST LAP TIME : 1:18.730				DIFFERENCE : 0.362				
LAP	SECTOR 1	SECTOR 2	SECTOR 3	SECTOR 4	LAP TIME	MPH	DIFF	TIME OF DAY		
1 -	98.2	28.944	13.721 118.9	14.694 103.0	1:25.833	83.00	7.103	13:51:23.413		
2 -	22.406 109.1	28.983	13.546 118.9	14.423 104.0	1:19.358	89.77	0.628	13:52:42.771		
3 -	22.545 108.7	28.278	13.553 119.1	14.354 103.4	1:18.730 (1)	90.49		13:54:01.501		
4 -	22.533 111.4	28.225	13.670 118.1	14.394 104.0	1:18.822 (3)	90.38	0.092	13:55:20.323		
5 -	22.539 111.4	28.395	13.830 115.7	14.461 102.2	1:19.225	89.92	0.495	13:56:39.548		
6 -	22.873 110.1	28.880	13.838 116.9	14.578 104.6	1:20.169	88.87	1.439	13:57:59.717		
7 -	22.331 108.2	28.621	13.610 117.5	14.647 104.0	1:19.209	89.94	0.479	13:59:18.926		
8 -	22.563 107.7	28.655	13.582 118.7	14.676 104.0	1:19.476	89.64	0.746	14:00:38.402		
9 -	22.984 105.6	28.272	13.758 117.1	14.398 103.2	1:19.412	89.71	0.682	14:01:57.814		
10 -	22.452 113.9	28.346	13.712 116.5	14.454 101.6	1:18.964	90.22	0.234	14:03:16.778		
11 -	22.527 111.4	28.385	13.744 114.9	14.674 101.6	1:19.330	89.81	0.600	14:04:36.108		
12 -	22.454 110.5	28.222	13.780 115.1	14.408 101.9	1:18.864	90.34	0.134	14:05:54.972		
13 -	22.409 112.7	28.301	13.891 114.5	14.613 101.5	1:19.214	89.94	0.484	14:07:14.186		
14 -	22.958 105.8	28.807	13.723 115.1	14.407 102.9	1:19.895	89.17	1.165	14:08:34.081		
15 -	22.578 109.2	28.253	13.968 114.1	14.423 101.9	1:19.222	89.93	0.492	14:09:53.303		
16 -	22.516 107.8	28.347	13.882 114.9	14.454 101.3	1:19.199	89.95	0.469	14:11:12.502		
17 -	22.580 113.5	28.414	13.872 115.3	14.440 101.6	1:19.306	89.83	0.576	14:12:31.808		
18 -	22.562 108.5	28.316	13.825 115.1	14.305 102.4	1:19.008	90.17	0.278	14:13:50.816		
19 -	22.448 112.0	28.247	13.826 115.9	14.389 102.1	1:18.910	90.28	0.180	14:15:09.726		
20 -	22.389 109.2	28.431	13.826 115.5	14.335 102.4	1:18.981	90.20	0.251	14:16:28.707		
21 -	22.295 111.4	28.300	13.812 116.1	14.334 102.1	1:18.741 (2)	90.48	0.011	14:17:47.448		
22 -	22.752 101.3	28.404	13.762 115.5	14.399 101.3	1:19.317	89.82	0.587	14:19:06.765		

P20 99		Peter WILLIS				Honda - WM Racing				
IDEAL LAP TIME : 1:18.002		BEST LAP TIME : 1:18.172				DIFFERENCE : 0.170				
LAP	SECTOR 1	SECTOR 2	SECTOR 3	SECTOR 4	LAP TIME	MPH	DIFF	TIME OF DAY		
1 -	90.1	29.422	14.024 116.9	14.520 102.4	1:27.134	81.76	8.962	13:51:24.714		
2 -	22.387 108.7	28.805	13.922 115.9	14.393 102.1	1:19.507	89.61	1.335	13:52:44.221		
3 -	22.441 109.6	28.587	13.814 116.9	14.401 102.2	1:19.243	89.90	1.071	13:54:03.464		
4 -	22.291 109.1	28.297	13.754 116.5	14.105 104.2	1:18.447 (2)	90.82	0.275	13:55:21.911		
5 -	22.514 106.1	28.362	13.814 116.1	14.163 104.0	1:18.853	90.35	0.681	13:56:40.764		
6 -	22.421 107.5	28.604	13.708 117.7	14.380 104.8	1:19.113	90.05	0.941	13:57:59.877		
7 -	22.495 105.5	28.599	13.678 118.7	14.501 103.8	1:19.273	89.87	1.101	13:59:19.150		
8 -	22.613 108.0	28.978	13.572 119.8	14.261 102.9	1:19.424	89.70	1.252	14:00:38.574		
9 -	23.031 104.3	28.650	13.687 117.9	14.187 103.2	1:19.555	89.55	1.383	14:01:58.129		
10 -	22.708 108.2	28.375	13.731 116.7	14.212 103.4	1:19.026	90.15	0.854	14:03:17.155		
11 -	22.626 105.3	28.450	13.824 115.9	14.279 103.0	1:19.179	89.98	1.007	14:04:36.334		
12 -	22.519 108.7	28.423	13.898 114.7	14.067 103.5	1:18.907	90.29	0.735	14:05:55.241		
13 -	22.432 109.8	28.416	13.939 114.9	14.576 103.4	1:19.363	89.77	1.191	14:07:14.604		
14 -	22.731 103.7	28.785	13.769 115.9	14.329 102.9	1:19.614	89.48	1.442	14:08:34.218		
15 -	22.680 107.8	28.275	13.954 114.7	14.438 102.1	1:19.347	89.79	1.175	14:09:53.565		
16 -	22.519 110.3	28.429	13.885 114.3	14.171 102.6	1:19.004	90.18	0.832	14:11:12.569		
17 -	22.739 105.3	28.431	13.872 116.3	14.288 103.5	1:19.330	89.81	1.158	14:12:31.899		
18 -	22.639 108.7	28.796	13.668 118.9	14.632 104.5	1:19.735	89.35	1.563	14:13:51.634		
19 -	22.244 105.0	28.167	13.742 114.7	14.019 103.0	1:18.172 (1)	91.14		14:15:09.806		
20 -	22.538 110.3	28.325	13.854 116.7	14.245 104.0	1:18.962	90.22	0.790	14:16:28.768		
21 -	22.467 113.5	28.310	13.769 116.9	14.209 101.8	1:18.755 (3)	90.46	0.583	14:17:47.523		
22 -	22.585 105.5	28.739	13.712 116.9	14.320 103.5	1:19.356	89.78	1.184	14:19:06.879		

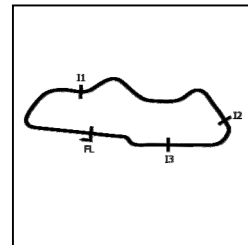
Weather / Track : Cloudy / Dry

Donington Park National
 Circuit Length = 1.9790 miles
 Start: 13:49 Flag 14:17 End: 14:19

2021 Bennetts British Superbike Championship - Round 5

2021 Honda British Talent Cup

RACE 3 - SECTOR ANALYSIS



SECTOR 1 = FL to I1, SECTOR 2 = I1 to I2, SECTOR 3 = I2 to I3, SECTOR 4 = I3 to FL, DIFF = Difference To Personal Best Lap, P = Crossed Finish Line in Pit Lane, D = Time Disallowed

P21 33		JJ CUNNINGHAM				Honda - Thorneycroft56 / JCRsupersport				
IDEAL LAP TIME : 1:17.974		BEST LAP TIME : 1:18.546				DIFFERENCE : 0.572				
LAP	SECTOR 1	SECTOR 2	SECTOR 3	SECTOR 4	LAP TIME	MPH	DIFF	TIME OF DAY		
1 -		107.3	28.782	14.063 115.3	14.563 101.9	1:26.208	82.64	7.662	13:51:23.788	
2 -	22.572	114.5	28.566	13.861 115.5	14.757 101.0	1:19.756	89.33	1.210	13:52:43.544	
3 -	22.443	112.2	28.262	13.805 114.9	14.115 100.9	1:18.625 (3)	90.61	0.079	13:54:02.169	
4 -	22.662	113.5	27.943	13.903 114.3	14.272 100.9	1:18.780	90.43	0.234	13:55:20.949	
5 -	22.504	113.9	28.104	13.963 113.9	14.379 102.4	1:18.950	90.24	0.404	13:56:39.899	
6 -	22.655	110.3	28.353	14.026 112.5	14.237 101.9	1:19.271	89.87	0.725	13:57:59.170	
7 -	22.545	110.7	28.450	13.918 115.5	14.202 100.4	1:19.115	90.05	0.569	13:59:18.285	
8 -	22.956	110.3	29.035	13.953 115.1	14.753 100.6	1:20.697	88.28	2.151	14:00:38.982	
9 -	22.989	113.1	28.591	13.798 116.1	14.158 102.7	1:19.536	89.57	0.990	14:01:58.518	
10 -	22.678	110.5	28.311	13.932 115.7	14.252 101.9	1:19.173	89.98	0.627	14:03:17.691	
11 -	22.496	111.8	28.428	13.799 116.3	14.192 102.1	1:18.915	90.28	0.369	14:04:36.606	
12 -	22.618	112.7	28.189	13.900 114.9	15.570 98.6	1:20.277	88.75	1.731	14:05:56.883	
13 -	22.539	113.7	28.044	14.045 113.5	14.159 102.4	1:18.787	90.42	0.241	14:07:15.670	
14 -	22.287	113.1	28.470	13.841 115.3	14.437 103.0	1:19.035	90.14	0.489	14:08:34.705	
15 -	22.674	109.1	28.407	13.919 112.7	14.449 102.6	1:19.449	89.67	0.903	14:09:54.154	
16 -	22.804 115.1	28.198	13.838 113.3	14.445 103.0	1:19.285	89.86	0.739	14:11:13.439		
17 -	22.413	111.2	28.229	13.852 115.9	14.462 102.6	1:18.956	90.23	0.410	14:12:32.395	
18 -	22.277	110.0	28.163	13.834 115.5	14.272 102.2	1:18.546 (1)	90.70		14:13:50.941	
19 -	22.691	109.1	28.251	13.930 111.8	14.553 100.3	1:19.425	89.70	0.879	14:15:10.366	
20 -	22.711	114.7	28.030	13.975 113.9	14.132 101.0	1:18.848	90.35	0.302	14:16:29.214	
21 -	22.767	112.5	27.784	13.905 112.9	14.165 101.6	1:18.621 (2)	90.62	0.075	14:17:47.835	
22 -	22.534	106.8	28.744	13.814 112.2	14.319 100.6	1:19.411	89.71	0.865	14:19:07.246	

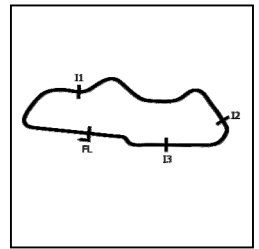
P22 2		Rhys COATES				Honda - Ernie Coates Race Support / SP125 Racing				
IDEAL LAP TIME : 1:18.028		BEST LAP TIME : 1:18.659				DIFFERENCE : 0.631				
LAP	SECTOR 1	SECTOR 2	SECTOR 3	SECTOR 4	LAP TIME	MPH	DIFF	TIME OF DAY		
1 -		99.1	28.681	13.921 115.3	14.802 101.5	1:26.446	82.41	7.787	13:51:24.026	
2 -	22.467	112.9	28.581	13.781 116.9	14.592 100.4	1:19.421	89.70	0.762	13:52:43.447	
3 -	22.699	119.1	28.336	13.677 116.9	14.291 101.3	1:19.003	90.18	0.344	13:54:02.450	
4 -	22.546	112.5	28.266	13.948 114.1	14.301 101.3	1:19.061	90.11	0.402	13:55:21.511	
5 -	22.415	116.9	27.867	13.998 116.1	14.444 102.1	1:18.724 (2)	90.50	0.065	13:56:40.235	
6 -	22.426	109.6	28.375	14.063 116.1	14.327 102.1	1:19.191	89.96	0.532	13:57:59.426	
7 -	22.431	109.2	28.628	13.722 118.1	14.436 102.7	1:19.217	89.93	0.558	13:59:18.643	
8 -	22.458	113.3	28.788	13.799 115.7	14.489 98.5	1:19.534	89.57	0.875	14:00:38.177	
9 -	23.032	106.8	28.751	13.909 114.5	14.554 101.0	1:20.246	88.78	1.587	14:01:58.423	
10 -	22.564	111.4	28.392	13.878 115.7	14.328 100.4	1:19.162	90.00	0.503	14:03:17.585	
11 -	22.390	114.3	28.464	13.924 114.7	14.500 102.2	1:19.278	89.86	0.619	14:04:36.863	
12 -	22.581	110.1	28.159	13.850 118.7	15.070 98.9	1:19.660	89.43	1.001	14:05:56.523	
13 -	22.393	118.3	28.427	13.902 113.1	14.176 100.6	1:18.898	90.30	0.239	14:07:15.421	
14 -	22.308	111.6	28.509	13.888 115.9	14.413 101.9	1:19.118	90.05	0.459	14:08:34.539	
15 -	22.510	109.2	28.304	13.909 116.3	14.646 100.9	1:19.369	89.76	0.710	14:09:53.908	
16 -	22.430	116.3	28.405	13.843 115.7	14.425 100.9	1:19.103	90.06	0.444	14:11:13.011	
17 -	22.417	110.5	28.472	13.913 116.5	14.523 100.9	1:19.325	89.81	0.666	14:12:32.336	
18 -	22.605	108.7	28.044	13.744 117.3	14.405 102.1	1:18.798 (3)	90.41	0.139	14:13:51.134	
19 -	22.398	115.5	28.152	14.107 113.5	14.514 100.0	1:19.171	89.99	0.512	14:15:10.305	
20 -	22.380 121.3	28.274	14.254 113.1	14.621 101.8	1:19.529	89.58	0.870	14:16:29.834		
21 -	22.472	110.0	28.173	13.747 116.3	14.267 102.2	1:18.659 (1)	90.57		14:17:48.493	
22 -	22.415	113.9	28.459	13.762 116.7	14.709 99.7	1:19.345	89.79	0.686	14:19:07.838	

MCRCB BULLETIN TK364

2021 Bennetts British Superbike Championship - Round 5

2021 Honda British Talent Cup

RACE 3 - SECTOR ANALYSIS



SECTOR 1 = FL to I1, SECTOR 2 = I1 to I2 SECTOR 3 = I2 to I3, SECTOR 4 = I3 to FL, DIFF = Difference To Personal Best Lap, P = Crossed Finish Line in Pit Lane, D = Time Disallowed

P23 44 Lucas HILL		Honda - Ashcourt Racing												
IDEAL LAP TIME : 1:17.922		BEST LAP TIME : 1:18.553				DIFFERENCE : 0.631								
LAP	SECTOR 1	SECTOR 2	SECTOR 3	SECTOR 4	LAP TIME	MPH	DIFF	TIME OF DAY						
1 -	105.8	28.553	13.904	117.5	14.315	101.6	1:25.044	83.77	6.491	13:51:22.624				
2 -	22.252	118.1	29.208	13.753	115.1	14.525	101.3	1:19.738	89.35	1.185	13:52:42.362			
3 -	22.655	110.1	28.156	13.766	116.3	14.239	100.1	1:18.816	90.39	0.263	13:54:01.178			
4 -	22.597	113.1	28.193	13.944	114.7	14.223	100.7	1:18.957	90.23	0.404	13:55:20.135			
5 -	22.467	112.0	28.540	13.967	113.1	14.498	101.8	1:19.472	89.64	0.919	13:56:39.607			
6 -	22.597	113.5	28.386	14.075	112.9	14.263	100.9	1:19.321	89.82	0.768	13:57:58.928			
7 -	22.567	109.4	28.589	13.934	114.5	14.463	102.1	1:19.553	89.55	1.000	13:59:18.481			
8 -	22.481	114.3	28.774	13.931	113.9	14.608	100.7	1:19.794	89.28	1.241	14:00:38.275			
9 -	22.747	113.7	28.466	13.984	113.3	14.353	99.7	1:19.550	89.56	0.997	14:01:57.825			
10 -	22.730	113.9	28.280	13.851	114.3	14.325	100.7	1:19.186	89.97	0.633	14:03:17.011			
11 -	22.504	114.7	28.460	13.831	114.1	14.618	98.2	1:19.413	89.71	0.860	14:04:36.424			
12 -	22.662	113.9	28.354	13.949	117.9	14.344	100.6	1:19.309	89.83	0.756	14:05:55.733			
13 -	22.511	116.3	28.186	13.728	116.7	14.128	101.8	1:18.553 (1)	90.69		14:07:14.286			
14 -	22.632	108.2	28.851	14.002	112.0	14.327	98.9	1:19.812	89.26	1.259	14:08:34.098			
15 -	23.094	107.0	28.420	13.786	116.3	14.591	102.1	1:19.891	89.17	1.338	14:09:53.989			
16 -	22.495	113.5	28.417	13.727	115.3	14.664	101.2	1:19.303	89.84	0.750	14:11:13.292			
17 -	22.440	111.6	28.479	13.801	115.5	14.649	101.6	1:19.369	89.76	0.816	14:12:32.661			
18 -	22.568	109.2	28.361	13.662	117.3	14.310	101.3	1:18.901	90.29	0.348	14:13:51.562			
19 -	22.530	108.5	28.139	14.054	114.3	14.476	101.2	1:19.199	89.95	0.646	14:15:10.761			
20 -	22.534	111.4	27.934	13.909	114.9	14.402	101.2	1:18.779 (3)	90.43	0.226	14:16:29.540			
21 -	22.565	110.9	28.121	13.608	117.1	14.397	101.2	1:18.691 (2)	90.53	0.138	14:17:48.231			
22 -	22.513	113.3	28.493	13.717	115.3	15.210	99.2	1:19.933	89.13	1.380	14:19:08.164			

P24 65 Alexander ROWAN		Honda - Victoria House Mortimer Racing												
IDEAL LAP TIME : 1:18.765		BEST LAP TIME : 1:18.928				DIFFERENCE : 0.163								
LAP	SECTOR 1	SECTOR 2	SECTOR 3	SECTOR 4	LAP TIME	MPH	DIFF	TIME OF DAY						
1 -	106.0	29.893	13.825	118.7	14.910	102.6	1:28.496	80.50	9.568	13:51:26.076				
2 -	23.108	104.8	29.023	13.794	117.3	14.702	102.4	1:20.627	88.36	1.699	13:52:46.703			
3 -	22.836	106.3	28.770	13.876	117.9	14.784	100.9	1:20.266	88.76	1.338	13:54:06.969			
4 -	22.694	109.6	28.839	13.847	116.7	14.836	101.8	1:20.216	88.81	1.288	13:55:27.185			
5 -	22.470	111.1	28.499	14.032	116.1	14.700	102.9	1:19.701	89.39	0.773	13:56:46.886			
6 -	22.677	104.8	28.649	13.827	116.9	14.379	103.0	1:19.532	89.58	0.604	13:58:06.418			
7 -	22.544	110.0	28.552	13.815	117.9	14.523	101.3	1:19.434	89.69	0.506	13:59:25.852			
8 -	22.872	107.7	29.528	13.816	115.7	14.419	101.5	1:20.635	88.35	1.707	14:00:46.487			
9 -	22.607	109.1	28.449	13.895	115.1	14.483	101.6	1:19.434	89.69	0.506	14:02:05.921			
10 -	22.594	109.2	28.584	13.894	114.7	14.426	101.0	1:19.498	89.62	0.570	14:03:25.419			
11 -	22.587	111.8	28.309	13.780	114.5	14.440	101.5	1:19.116 (2)	90.05	0.188	14:04:44.535			
12 -	22.630	108.9	28.540	13.975	114.3	14.236	101.9	1:19.381	89.75	0.453	14:06:03.916			
13 -	22.503	111.4	28.297	13.910	114.3	14.218	101.6	1:18.928 (1)	90.26		14:07:22.844			
14 -	22.786	104.5	28.779	14.008	113.3	14.444	101.8	1:20.017	89.03	1.089	14:08:42.861			
15 -	22.519	109.8	28.597	14.011	113.7	14.506	101.6	1:19.633	89.46	0.705	14:10:02.494			
16 -	22.539	111.4	28.387	13.978	113.5	14.379	101.8	1:19.283	89.86	0.355	14:11:21.777			
17 -	22.574	112.2	28.404	14.152	114.7	14.285	101.5	1:19.415	89.71	0.487	14:12:41.192			
18 -	22.634	110.3	28.530	13.974	114.7	14.328	101.6	1:19.466	89.65	0.538	14:14:00.658			
19 -	22.701	107.2	28.660	13.920	114.5	14.266	102.2	1:19.547	89.56	0.619	14:15:20.205			
20 -	22.613	110.3	28.380	13.977	114.7	14.308	101.5	1:19.278 (3)	89.86	0.350	14:16:39.483			
21 -	22.767	103.7	28.721	14.429	107.8	14.410	104.0	1:20.327	88.69	1.399	14:17:59.810			

Weather / Track : Cloudy / Dry

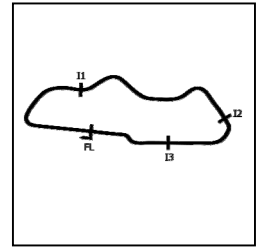
Donington Park National
 Circuit Length = 1.9790 miles
 Start: 13:49 Flag 14:17 End: 14:19

MCRCB BULLETIN TK364

2021 Bennetts British Superbike Championship - Round 5

2021 Honda British Talent Cup

RACE 3 - SECTOR ANALYSIS



SECTOR 1 = FL to I1, SECTOR 2 = I1 to I2, SECTOR 3 = I2 to I3, SECTOR 4 = I3 to FL, DIFF = Difference To Personal Best Lap, P = Crossed Finish Line in Pit Lane, D = Time Disallowed

P25 51		Holly HARRIS				Honda - MJL Racing					
IDEAL LAP TIME : 1:19.064		BEST LAP TIME : 1:19.542				DIFFERENCE : 0.478					
LAP	SECTOR 1	SECTOR 2	SECTOR 3	SECTOR 4	LAP TIME	MPH	DIFF	TIME OF DAY			
1 -	100.1	30.315	14.210	117.7	14.728	102.7	1:28.947	80.09	9.405	13:51:26.527	
2 -	23.123	102.4	29.020	13.954	116.5	14.446	103.5	1:20.543	88.45	1.001	13:52:47.070
3 -	22.995	108.5	28.970	13.916	117.3	14.543	102.6	1:20.424	88.58	0.882	13:54:07.494
4 -	22.844	108.9	29.062	14.003	116.5	14.377	103.2	1:20.286	88.74	0.744	13:55:27.780
5 -	22.668	111.1	29.128	14.347	115.5	14.370	102.9	1:20.513	88.49	0.971	13:56:48.293
6 -	22.741	109.1	28.904	14.014	115.7	14.274	102.9	1:19.933	89.13	0.391	13:58:08.226
7 -	22.645	107.8	28.874	13.895	116.3	14.128	102.9	1:19.542 (1)	89.57		13:59:27.768
8 -	22.725	105.5	29.358	13.939	116.1	14.142	102.7	1:20.164	88.87	0.622	14:00:47.932
9 -	22.812	107.3	28.906	13.863	116.5	14.486	101.9	1:20.067	88.98	0.525	14:02:07.999
10 -	22.638	109.8	28.997	13.994	115.3	14.282	102.1	1:19.911	89.15	0.369	14:03:27.910
11 -	22.994	106.6	29.008	13.942	115.3	14.348	102.2	1:20.292	88.73	0.750	14:04:48.202
12 -	22.737	100.4	29.015	14.149	114.5	14.431	101.5	1:20.332	88.68	0.790	14:06:08.534
13 -	22.706	105.5	28.967	13.982	115.5	14.197	102.1	1:19.852	89.22	0.310	14:07:28.386
14 -	22.945	101.2	29.030	14.043	114.5	14.242	102.6	1:20.260	88.76	0.718	14:08:48.646
15 -	22.768	107.2	28.986	14.037	114.5	14.188	103.2	1:19.979	89.08	0.437	14:10:08.625
16 -	22.831	108.9	28.878	13.917	115.1	14.259	102.9	1:19.885	89.18	0.343	14:11:28.510
17 -	22.730	110.1	28.796	14.033	115.9	14.142	103.5	1:19.701	89.39	0.159	14:12:48.211
18 -	23.103	107.3	28.537	13.761	116.7	14.156	104.3	1:19.557 (2)	89.55	0.015	14:14:07.768
19 -	22.840	102.4	29.891	14.312	115.3	14.478	102.2	1:21.521	87.39	1.979	14:15:29.289
20 -	22.661	106.0	28.714	13.957	116.5	14.262	102.4	1:19.594 (3)	89.51	0.052	14:16:48.883
21 -	22.680	107.8	28.942	13.933	115.9	14.450	101.6	1:20.005	89.05	0.463	14:18:08.888

P26 22		Anthony EAGLE				Honda - Microlise Cresswell Racing					
IDEAL LAP TIME : 1:19.201		BEST LAP TIME : 1:19.519				DIFFERENCE : 0.318					
LAP	SECTOR 1	SECTOR 2	SECTOR 3	SECTOR 4	LAP TIME	MPH	DIFF	TIME OF DAY			
1 -	101.6	29.424	14.011	115.7	14.607	100.3	1:28.021	80.94	8.502	13:51:25.601	
2 -	22.784	109.6	29.050	13.988	113.1	14.580	100.3	1:20.402	88.61	0.883	13:52:46.003
3 -	22.698	112.0	28.954	13.882	113.9	14.484	100.3	1:20.018	89.03	0.499	13:54:06.021
4 -	22.921	111.6	28.692	14.042	112.2	14.457	100.3	1:20.112	88.93	0.593	13:55:26.133
5 -	22.623	111.4	28.717	13.980	112.0	14.365	100.1	1:19.685 (3)	89.41	0.166	13:56:45.818
6 -	22.784	108.5	28.711	14.076	111.6	14.359	100.6	1:19.930	89.13	0.411	13:58:05.748
7 -	22.802	110.0	28.652	14.113	112.4	14.813	100.3	1:20.380	88.63	0.861	13:59:26.128
8 -	22.702	105.6	29.189	14.169	112.2	14.539	100.7	1:20.599	88.39	1.080	14:00:46.727
9 -	22.664	112.2	28.591	14.010	112.9	14.254	100.9	1:19.519 (1)	89.59		14:02:06.246
10 -	22.619	109.4	28.806	14.061	112.0	14.352	100.0	1:19.838	89.23	0.319	14:03:26.084
11 -	22.669	112.7	28.507	14.127	110.7	14.497	100.0	1:19.800	89.28	0.281	14:04:45.884
12 -	22.564	109.6	28.501	14.223	111.4	14.549	99.2	1:19.837	89.23	0.318	14:06:05.721
13 -	22.731	111.1	28.810	14.246	110.5	14.455	99.8	1:20.242	88.78	0.723	14:07:25.963
14 -	23.054	102.7	29.358	14.324	110.7	14.324	99.7	1:21.060	87.89	1.541	14:08:47.023
15 -	23.056	109.6	28.863	14.209	110.5	14.436	99.7	1:20.564	88.43	1.045	14:10:07.587
16 -	22.793	109.8	28.888	14.286	111.1	14.418	99.5	1:20.385	88.63	0.866	14:11:27.972
17 -	22.622	115.1	28.644	14.149	112.0	14.405	100.1	1:19.820	89.25	0.301	14:12:47.792
18 -	22.726	114.3	28.585	14.093	111.4	14.433	99.5	1:19.837	89.23	0.318	14:14:07.629
19 -	23.155	107.3	30.453	14.270	113.1	14.814	98.6	1:22.692	86.15	3.173	14:15:30.321
20 -	22.946	110.1	28.522	13.956	113.7	14.373	100.0	1:19.797	89.28	0.278	14:16:50.118
21 -	22.761	112.9	28.562	13.928	112.7	14.359	100.1	1:19.610 (2)	89.49	0.091	14:18:09.728

Weather / Track : Cloudy / Dry

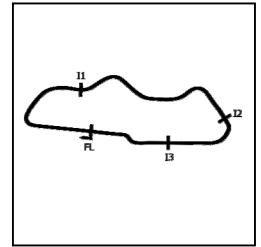
Donington Park National
Circuit Length = 1.9790 miles
Start: 13:49 Flag 14:17 End: 14:19

MCRCB BULLETIN TK364

2021 Bennetts British Superbike Championship - Round 5

2021 Honda British Talent Cup

RACE 3 - SECTOR ANALYSIS



SECTOR 1 = FL to I1, SECTOR 2 = I1 to I2, SECTOR 3 = I2 to I3, SECTOR 4 = I3 to FL, DIFF = Difference To Personal Best Lap, P = Crossed Finish Line in Pit Lane, D = Time Disallowed

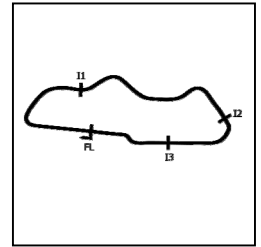
P27 34		James COOK				Honda - Wilson Racing					
IDEAL LAP TIME : 1:15.294		BEST LAP TIME : 1:15.802				DIFFERENCE : 0.508					
LAP	SECTOR 1	SECTOR 2	SECTOR 3	SECTOR 4	LAP TIME	MPH	DIFF	TIME OF DAY			
1 -		113.9	27.583	13.337	119.4	13.961	102.9	1:20.594	88.40	4.792	13:51:18.174
2 -	21.721	115.7	27.398	13.383	118.1	13.640	104.5	1:16.142	93.57	0.340	13:52:34.316
3 -	21.752	119.1	27.098	13.639	115.5	13.722	103.7	1:16.211	93.48	0.409	13:53:50.527
4 -	21.584	118.5	27.209	13.362	118.5	13.714	104.3	1:15.869 (2)	93.90	0.067	13:55:06.396
5 -	21.753	117.7	27.145	13.584	114.1	13.654	102.7	1:16.136	93.57	0.334	13:56:22.532
6 -	21.850	117.7	27.069	13.655	114.7	13.935	101.9	1:16.509	93.12	0.707	13:57:39.041
7 -	21.984	113.1	27.474	13.298	118.7	13.982	102.4	1:16.738	92.84	0.936	13:58:55.779
8 -	21.733	117.3	27.080	13.419	118.5	13.783	103.8	1:16.015	93.72	0.213	14:00:11.794
9 -	21.786	116.3	27.368	13.320	118.1	13.603	104.8	1:16.077	93.65	0.275	14:01:27.871
10 -	21.887	115.5	27.123	13.523	113.9	13.798	103.8	1:16.331	93.33	0.529	14:02:44.202
11 -	21.927	116.5	27.457	13.228	118.3	13.689	103.2	1:16.301	93.37	0.499	14:04:00.503
12 -	21.746	114.7	27.079	13.326	117.9	13.651	104.3	1:15.802 (1)	93.99		14:05:16.305
13 -	21.609	120.4	27.153	13.354	118.3	13.846	101.5	1:15.962 (3)	93.79	0.160	14:06:32.267
14 -	21.989	116.9	27.401	13.468	115.1	14.106	105.0	1:16.964	92.57	1.162	14:07:49.231
15 -	21.859	114.5	27.840	13.451	116.7	13.814	105.8	1:16.964	92.57	1.162	14:09:06.195
16 -	21.649	116.7	27.297	13.272	119.1	14.015	106.3	1:16.233	93.45	0.431	14:10:22.428
17 -	21.513	119.8	27.209	13.218	120.4	14.300	103.7	1:16.240	93.45	0.438	14:11:38.668
18 -	21.685	116.7	27.739	13.109	122.6	14.047	104.6	1:16.580	93.03	0.778	14:12:55.248
19 -	21.651	112.2	27.215	13.230	121.1	13.964	104.0	1:16.060	93.67	0.258	14:14:11.308
20 -	22.155	115.3	27.503	13.505	118.9	13.662	104.0	1:16.825	92.73	1.023	14:15:28.133

P28 8		Ross MOORE				Honda - B Moore Honda					
IDEAL LAP TIME : 1:17.318		BEST LAP TIME : 1:17.589				DIFFERENCE : 0.271					
LAP	SECTOR 1	SECTOR 2	SECTOR 3	SECTOR 4	LAP TIME	MPH	DIFF	TIME OF DAY			
1 -		95.4	28.621	13.766	117.1	14.424	103.2	1:26.043	82.80	8.454	13:51:23.623
2 -	22.412	109.6	28.387	13.579	118.1	14.297	101.2	1:18.675	90.55	1.086	13:52:42.298
3 -	22.276	112.4	27.967	13.757	116.7	14.089	101.9	1:18.089 (3)	91.23	0.500	13:54:00.387
4 -	22.215	111.6	28.143	14.023	115.5	14.329	101.3	1:18.710	90.51	1.121	13:55:19.097
5 -	22.340	113.3	27.972	13.973	115.3	14.060	102.1	1:18.345	90.93	0.756	13:56:37.442
6 -	22.339	111.4	27.987	13.990	114.7	14.049	102.2	1:18.365	90.91	0.776	13:57:55.807
7 -	22.298	113.7	27.976	13.929	115.1	14.238	101.3	1:18.441	90.82	0.852	13:59:14.248
8 -	22.174	115.5	27.737	13.726	114.7	14.080	101.2	1:17.717 (2)	91.67	0.128	14:00:31.965
9 -	22.228	116.1	27.608	13.796	115.1	13.957	102.1	1:17.589 (1)	91.82		14:01:49.554
10 -	22.346	113.7	28.223	13.824	115.1	14.134	101.2	1:18.527	90.72	0.938	14:03:08.081
11 -	22.584	111.6	28.054	13.856	114.5	14.034	102.1	1:18.528	90.72	0.939	14:04:26.609
12 -	22.437	116.3	27.672	13.950	113.5	14.111	101.2	1:18.170	91.14	0.581	14:05:44.779
13 -	22.517	114.5	27.793	13.960	113.5	14.068	101.6	1:18.338	90.94	0.749	14:07:03.117

P29 14		Evann PENDRILL				Honda - EPRacing / SP125 Racing					
IDEAL LAP TIME : 1:16.945		BEST LAP TIME : 1:17.316				DIFFERENCE : 0.371					
LAP	SECTOR 1	SECTOR 2	SECTOR 3	SECTOR 4	LAP TIME	MPH	DIFF	TIME OF DAY			
1 -		111.8	28.213	13.672	113.5	14.141	102.2	1:23.515	85.30	6.199	13:51:21.095
2 -	21.938	117.1	28.144	13.608	115.3	13.891	101.0	1:17.581	91.83	0.265	13:52:38.676
3 -	22.033	119.8	27.694	13.532	116.5	14.057	101.3	1:17.316 (1)	92.14		13:53:55.992
4 -	22.067	116.3	27.584	13.661	115.7	14.039	101.2	1:17.351 (2)	92.10	0.035	13:55:13.343
5 -	22.007	113.9	27.876	13.658	115.1	14.024	102.2	1:17.565	91.85	0.249	13:56:30.908
6 -	22.040	114.1	27.891	13.676	114.7	13.933	101.6	1:17.540 (3)	91.88	0.224	13:57:48.448
7 -	22.296	116.5	27.835	13.734	112.9	14.140	100.3	1:18.005	91.33	0.689	13:59:06.453
8 -	22.845	112.0	32.135	17.126	84.5	IN PIT		1:37.772 P	72.86	20.456	14:00:44.225

Weather / Track : Cloudy / Dry

Donington Park National
Circuit Length = 1.9790 miles
Start: 13:49 Flag 14:17 End: 14:19



SECTOR 1 = FL to I1, SECTOR 2 = I1 to I2 SECTOR 3 = I2 to I3, SECTOR 4 = I3 to FL, DIFF = Difference To Personal Best Lap, P = Crossed Finish Line in Pit Lane, D = Time Disallowed

P30 66		Rossi DOBSON		Honda - WM Racing				
IDEAL LAP TIME : 1:17.045		BEST LAP TIME : 1:17.231		DIFFERENCE : 0.186				
LAP	SECTOR 1	SECTOR 2	SECTOR 3	SECTOR 4	LAP TIME	MPH	DIFF	TIME OF DAY
1 -	106.5	28.436	13.611 117.9	14.224 103.5	1:23.945	84.87	6.714	13:51:21.525
2 -	21.968	112.4	28.371	13.641 116.5	14.046 103.2	1:18.026 (3)	0.795	13:52:39.551
3 -	22.216	109.2	28.182	13.553 117.9	13.957 104.5	1:17.908 (2)	0.677	13:53:57.459
4 -	22.154	114.1	27.720	13.504 119.8	13.853 105.1	1:17.231 (1)	92.25	13:55:14.690

MCRCB BULLETIN TK365

2021 Bennetts British Superbike Championship - Round 5

2021 Honda British Talent Cup

RACE 3 - BEST SECTORS

SECTOR 1			SECTOR 2			SECTOR 3			SECTOR 4			IDEAL / BEST COMPARISON						
POS	NO	NAME	TIME	NO	NAME	TIME	NO	NAME	TIME	NO	NAME	TIME	POS	NO	NAME	IDEAL	BEST	DIFF
															PERFECT LAP	1:14.662		
1	53	VEIJER	21.308	37	TINKER	26.829	7	LYONS	13.055	7	LYONS	13.470	1	7	LYONS	1:14.985	1:15.513	0.528
2	48	WALKER	21.423	7	LYONS	26.921	48	WALKER	13.057	21	JEFFREY	13.471	2	53	VEIJER	1:15.028	1:15.642	0.614
3	4	MOUNSEY	21.442	4	MOUNSEY	26.956	53	VEIJER	13.062	67	O'GORMA	13.476	3	67	O'GORMAN	1:15.081	1:15.638	0.557
4	9	STUART-	21.457	48	WALKER	26.972	4	MOUNSEY	13.075	57	GARNESS	13.520	4	4	MOUNSEY	1:15.087	1:15.379	0.292
5	67	O'GORMA	21.463	52	BELFORD	26.992	34	COOK	13.109	9	STUART-	13.524	5	37	TINKER	1:15.136	1:15.649	0.513
6	52	BELFORD	21.481	53	VEIJER	27.008	67	O'GORMA	13.110	23	STEPHEN	13.537	6	74	BROWN	1:15.166	1:15.534	0.368
7	74	BROWN	21.483	74	BROWN	27.019	74	BROWN	13.118	52	BELFORD	13.542	7	9	STUART-CAMPBELL	1:15.191	1:15.697	0.506
8	34	COOK	21.513	67	O'GORMA	27.032	57	GARNESS	13.130	74	BROWN	13.546	8	48	WALKER	1:15.228	1:15.584	0.356
9	57	GARNESS	21.516	9	STUART-	27.063	9	STUART-	13.147	37	TINKER	13.585	9	52	BELFORD	1:15.249	1:15.536	0.287
10	37	TINKER	21.529	34	COOK	27.069	37	TINKER	13.193	34	COOK	13.603	10	57	GARNESS	1:15.290	1:15.897	0.607
11	7	LYONS	21.539	15	CROSBY	27.123	52	BELFORD	13.234	4	MOUNSEY	13.614	11	34	COOK	1:15.294	1:15.802	0.508
12	21	JEFFREY	21.605	57	GARNESS	27.124	23	STEPHEN	13.363	53	VEIJER	13.650	12	21	JEFFREY	1:15.894	1:16.216	0.322
13	29	BROWN	21.751	29	BROWN	27.228	15	CROSBY	13.377	15	CROSBY	13.653	13	23	STEPHENSON	1:16.006	1:16.442	0.436
14	23	STEPHEN	21.834	23	STEPHEN	27.272	21	JEFFREY	13.391	29	BROWN	13.695	14	15	CROSBY	1:16.023	1:16.387	0.364
15	15	CROSBY	21.870	21	JEFFREY	27.427	29	BROWN	13.419	48	WALKER	13.776	15	29	BROWN	1:16.093	1:16.565	0.472
16	14	PENDRIL	21.938	14	PENDRIL	27.584	5	JOHNSON	13.438	5	JOHNSON	13.780	16	5	JOHNSON	1:16.918	1:17.218	0.300
17	5	JOHNSON	21.960	96	BANHAM	27.592	12	BANNIST	13.487	96	BANHAM	13.797	17	14	PENDRILL	1:16.945	1:17.316	0.371
18	66	DOBSON	21.968	8	MOORE	27.608	66	DOBSON	13.504	66	DOBSON	13.853	18	96	BANHAM	1:16.980	1:17.315	0.335
19	12	BANNIST	22.038	66	DOBSON	27.720	14	PENDRIL	13.532	12	BANNIST	13.863	19	66	DOBSON	1:17.045	1:17.231	0.186
20	41	HOPKINS	22.042	5	JOHNSON	27.740	96	BANHAM	13.533	14	PENDRIL	13.891	20	12	BANNISTER	1:17.284	1:17.611	0.327
21	96	BANHAM	22.058	33	CUNNING	27.784	41	HOPKINS	13.543	41	HOPKINS	13.942	21	8	MOORE	1:17.318	1:17.589	0.271
22	8	MOORE	22.174	41	HOPKINS	27.807	61	MACKAY	13.546	8	MOORE	13.957	22	41	HOPKINS	1:17.334	1:17.394	0.060
23	99	WILLIS	22.244	2	COATES	27.867	99	WILLIS	13.572	99	WILLIS	14.019	23	44	HILL	1:17.922	1:18.553	0.631
24	44	HILL	22.252	12	BANNIST	27.896	8	MOORE	13.579	33	CUNNING	14.115	24	33	CUNNINGHAM	1:17.974	1:18.546	0.572
25	33	CUNNING	22.277	44	HILL	27.934	44	HILL	13.608	44	HILL	14.128	25	99	WILLIS	1:18.002	1:18.172	0.170
26	61	MACKAY	22.295	99	WILLIS	28.167	2	COATES	13.677	51	HARRIS	14.128	26	2	COATES	1:18.028	1:18.659	0.631
27	2	COATES	22.308	61	MACKAY	28.222	51	HARRIS	13.761	2	COATES	14.176	27	61	MACKAY	1:18.368	1:18.730	0.362
28	65	ROWAN	22.470	65	ROWAN	28.297	65	ROWAN	13.780	65	ROWAN	14.218	28	65	ROWAN	1:18.765	1:18.928	0.163
29	22	EAGLE	22.564	22	EAGLE	28.501	33	CUNNING	13.798	22	EAGLE	14.254	29	51	HARRIS	1:19.064	1:19.542	0.478
30	51	HARRIS	22.638	51	HARRIS	28.537	22	EAGLE	13.882	61	MACKAY	14.305	30	22	EAGLE	1:19.201	1:19.519	0.318

Weather / Track : Cloudy / Dry

Donington Park National
Circuit Length = 1.9790 miles
Start: 13:49 Flag 14:17 End: 14:19

Results can be found at www.tsl-timing.com

Printed - 14:22 Sunday, 15 August 2021

MCRCB BULLETIN TK366**2021 Bennetts British Superbike Championship - Round 5****2021 Honda British Talent Cup****RACE 3 - BEST SPEEDS**

POS	INTERMEDIATE 1		INTERMEDIATE 2		INTERMEDIATE 3		FINISH LINE				
	NO	NAME	MPH	NO	NAME	MPH	NO	NAME	MPH		
1	7	LYONS	123.3			67	O'GORMAN	123.8	57	GARNESS	108.5
2	15	CROSBY	123.3			53	VEIJER	123.3	67	O'GORMAN	108.0
3	9	STUART-CAMPBELL	122.9			7	LYONS	123.3	53	VEIJER	107.5
4	74	BROWN	122.0			4	MOUNSEY	123.3	9	STUART-CAMPBELL	107.5
5	52	BELFORD	121.3			34	COOK	122.6	52	BELFORD	107.2
6	2	COATES	121.3			48	WALKER	122.2	4	MOUNSEY	106.3
7	4	MOUNSEY	121.1			52	BELFORD	122.2	34	COOK	106.3
8	34	COOK	120.4			57	GARNESS	122.0	48	WALKER	105.8
9	48	WALKER	120.0			9	STUART-CAMPBELL	121.7	7	LYONS	105.1
10	12	BANNISTER	119.8			74	BROWN	120.9	37	TINKER	105.1
11	14	PENDRILL	119.8			37	TINKER	120.0	66	DOBSON	105.1
12	53	VEIJER	119.6			5	JOHNSON	120.0	21	JEFFREY	105.0
13	21	JEFFREY	119.4			99	WILLIS	119.8	99	WILLIS	104.8
14	5	JOHNSON	119.1			66	DOBSON	119.8	5	JOHNSON	104.6
15	57	GARNESS	118.7			23	STEPHENSON	119.6	61	MACKAY	104.6
16	37	TINKER	118.5			41	HOPKINS	119.6	74	BROWN	104.5
17	67	O'GORMAN	118.1			61	MACKAY	119.1	12	BANNISTER	104.3
18	23	STEPHENSON	118.1			15	CROSBY	118.7	51	HARRIS	104.3
19	29	BROWN	118.1			21	JEFFREY	118.7	65	ROWAN	104.0
20	44	HILL	118.1			12	BANNISTER	118.7	23	STEPHENSON	103.8
21	96	BANHAM	117.3			2	COATES	118.7	41	HOPKINS	103.8
22	8	MOORE	116.3			65	ROWAN	118.7	29	BROWN	103.4
23	41	HOPKINS	115.3			29	BROWN	118.1	8	MOORE	103.2
24	33	CUNNINGHAM	115.1			8	MOORE	118.1	33	CUNNINGHAM	103.0
25	22	EAGLE	115.1			44	HILL	117.9	2	COATES	102.7
26	66	DOBSON	114.1			51	HARRIS	117.7	15	CROSBY	102.4
27	61	MACKAY	113.9			96	BANHAM	116.9	14	PENDRILL	102.2
28	99	WILLIS	113.5			14	PENDRILL	116.5	96	BANHAM	102.1
29	65	ROWAN	112.2			33	CUNNINGHAM	116.3	44	HILL	102.1
30	51	HARRIS	111.1			22	EAGLE	115.7	22	EAGLE	100.9

Weather / Track : Cloudy / Dry

Donington Park National
Circuit Length = 1.9790 miles
Start: 13:49 Flag 14:17 End: 14:19Results can be found at www.tsl-timing.com

Printed - 14:22 Sunday, 15 August 2021

MCRCB BULLETIN TK367

2021 Bennetts British Superbike Championship - Round 5

2021 Honda British Talent Cup

RACE 3 - STATISTICS

Competitors Started	30
Planned Start	2021-08-15 @ 13:50:00.000
Actual Start	2021-08-15 @ 13:49:57.579
Finish Time	2021-08-15 @ 14:17:58.047
Track Length	1.9790mi.
Total Laps	614
Total Distance Covered	1215.1472mi.

Session Fastest Lap History

NO	NAME	LAP TIME	TIME OF DAY	LAP	VEHICLE
57	Johnny GARNESS	1:16.439	13:52:34.206	2	Honda
34	James COOK	1:16.142	13:52:34.329	2	Honda
52	Evan BELFORD	1:16.073	13:53:50.790	3	Honda
53	Kiyano VEIJER	1:15.934	13:53:51.325	3	Honda
7	Jamie LYONS	1:15.513	13:53:51.975	3	Honda
4	Sullivan MOUNSEY	1:15.451	14:05:17.421	12	Honda
4	Sullivan MOUNSEY	1:15.379	14:18:00.149	22	Honda

Session Leader History

NO	NAME	FROM LAP	LAPS LED	DISTANCE	VEHICLE
57	Johnny GARNESS	1	4	7.87 miles	Honda
34	James COOK	5	1	1.97 miles	Honda
52	Evan BELFORD	6	1	1.97 miles	Honda
57	Johnny GARNESS	7	6	11.87 miles	Honda
67	Casey O'GORMAN	13	1	1.97 miles	Honda
57	Johnny GARNESS	14	4	7.91 miles	Honda
53	Kiyano VEIJER	18	3	5.93 miles	Honda
67	Casey O'GORMAN	21	2	3.95 miles	Honda

Flag History

TYPE	TIME OF DAY
GREEN	13:49:57.579
FINISH	14:17:58.047

Flag Statistics

TYPE	COUNT	TOTAL LAPS	TOTAL TIME
Green	1	22	29:30.293
Red	0	0	0.000
Safety Car	0	0	0.000
FCY	0	0	0.000

Weather / Track : Cloudy / Dry

Results can be found at www.tsl-timing.com

Donington Park National
Circuit Length = 1.9790 miles
Start: 13:49 Flag 14:17 End: 14:19

Printed - 14:22 Sunday, 15 August 2021

MCRCB BULLETIN TK368

2021 Bennetts British Superbike Championship - Round 5

2021 Honda British Talent Cup

RACE 3 - SESSION NOTES

TIME	MESSAGE
13:35:22	PITLANE OPEN
13:40:00	PITLANE CLOSED
13:43:00	5 MINUTES TO WARM UP LAP
13:45:00	3 MINUTES TO WARM UP LAP
13:47:01	1 MINUTE TO WARM UP LAP
13:47:29	30 SECONDS TO WARM UP LAP
13:47:49	GREEN FLAG - WARM UP LAP
13:48:15	
13:49:20	RACE START
13:51:51	NO JUMP STARTS
13:56:39	NO. 66 FALLER AT T8 COPPICE - RIDER OK
13:59:44	BLACK/ORANGE FLAG NO. 14
14:08:01	NO. 41 FALLER AT T3 CRANER CURVES - RIDER OK
14:08:30	TWO THIRDS DISTANCE COMPLETED
14:09:46	NO. 8 FALLER AT T3 CRANER CURVES - RIDER OK
14:16:16	NO. 34 FALLER AT T1 REDGATE - RIDER OK

Weather / Track : Cloudy / Dry

Results can be found at www.tsl-timing.com

Donington Park National
Circuit Length = 1.9790 miles
Start: 13:49 Flag 14:17 End: 14:19

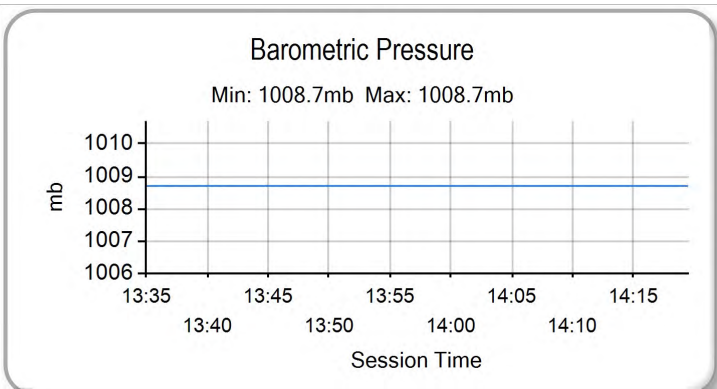
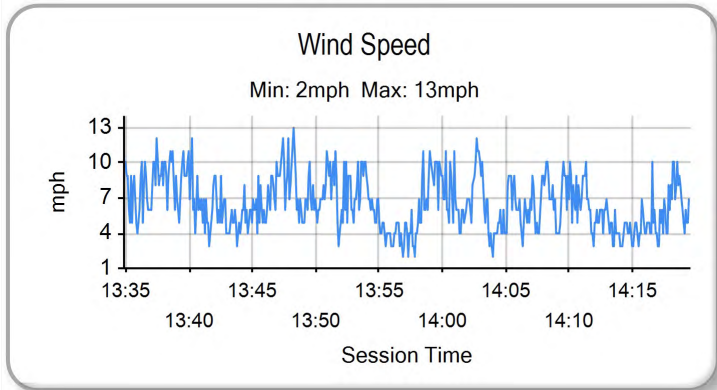
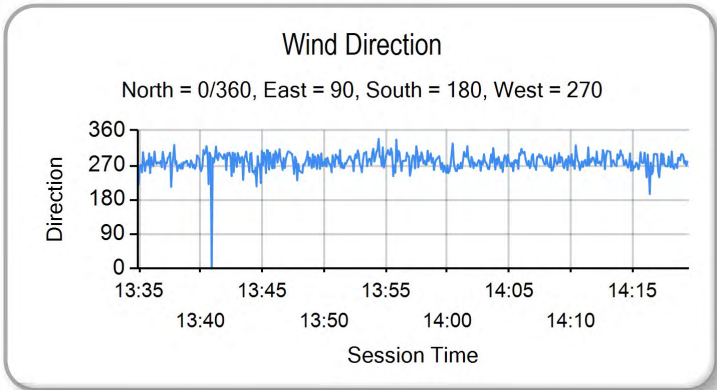
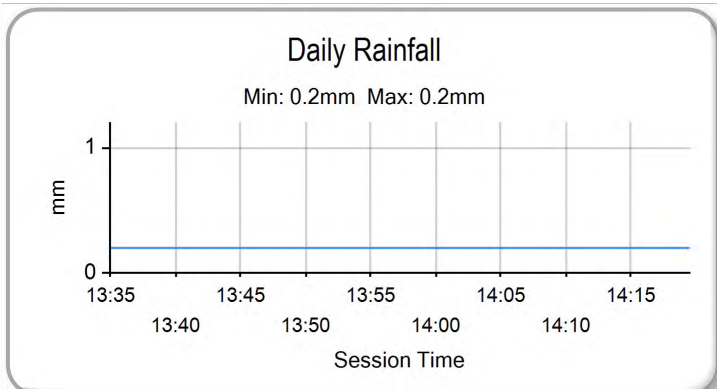
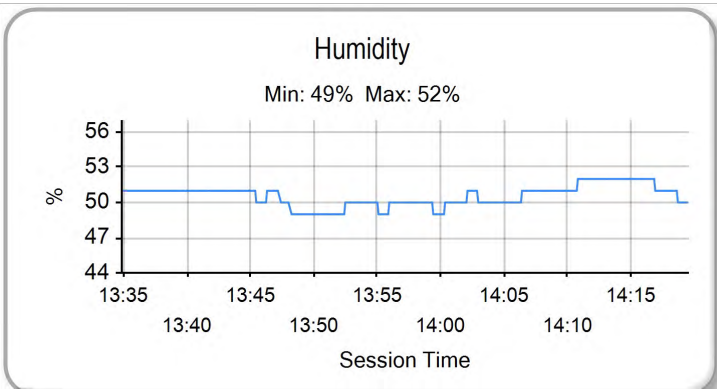
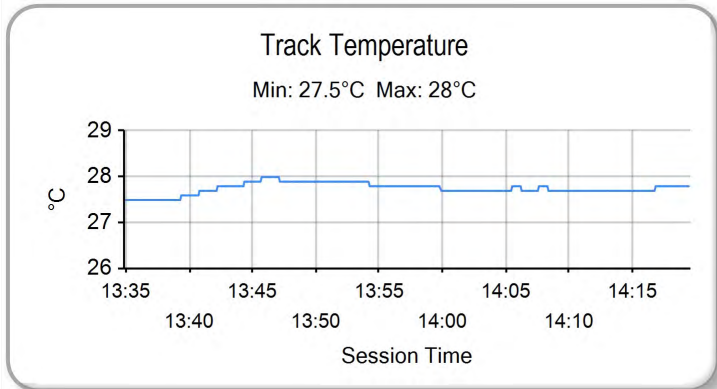
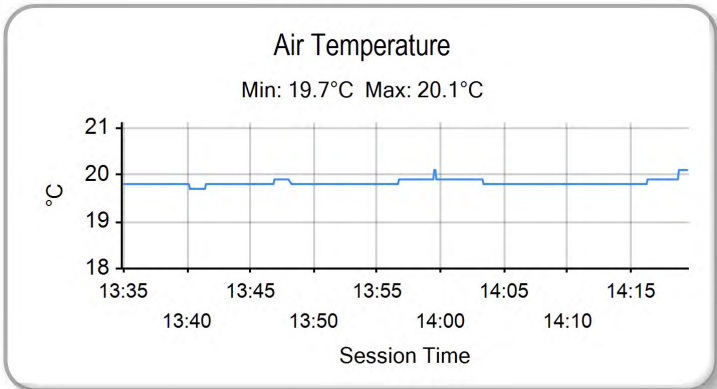
Printed - 14:23 Sunday, 15 August 2021

MCRCB BULLETIN TK369

2021 Bennetts British Superbike Championship - Round 5

2021 Honda British Talent Cup

RACE 3 - WEATHER CONDITIONS



Weather / Track : Cloudy / Dry

Results can be found at www.tsl-timing.com

Donington Park National
Circuit Length = 1.9790 miles
Start: 13:49 Flag 14:17 End: 14:19

Printed - 14:23 Sunday, 15 August 2021



		TOTAL	GAP	DIFF	25th-27th June		Oulton Park International		9th-11th July		Knockhill		23rd-25th July		Brands Hatch GP		30th July-1st August		Thruvton		13th-15th August		Donington Park National		27th-29th August		Silverstone GP		3rd-5th September		Snetterton 300		10th-12th September		Silverstone National		1st-3rd October		Donington Park GP		Wins	Seconds	Thirds				
					1	2	3	4	5	6	7	8	9	10	11	12	13	14	15	16	17	18	19	20	21	22	23	24	25	26	27	28	29	30	31	32	33	34	35	36				37	38	39	40
1	Evan BELFORD (Honda)	165			20	16	25	25	20	25	10	10	7	7																										3	2	1					
2	Johnny GARNES (Honda)	152	13		11	13	20	20	11	16		25	20	16																											1	3	2				
3	Carter BROWN (Honda)	138	27	14	16	20		11	25	13	25	11	9	8																											2	1	1				
4	Casey O'GORMAN (Honda)	120	45	18	25	25																																				4	1	0			
5	James COOK (Honda)	108	57	12		5	11	13	16	20	11	16	16																													0	1	3			
6	Jamie LYONS (Honda)	97	68	11	8	9	6	6	8	9	20	8	13	10																												0	1	0			
7	Ollie WALKER (Honda)	92	73	5	10		8	10	7	10	13	13	10	11																												0	0	0			
8	Kiyano VEIJER (Honda)	67	98	25			7	8	3	4	8	9	8	20																												0	1	0			
9	Cormac BUCHANAN (Honda)	66	99	1		11	13	16	10		16																																0	0	2		
10	Harrison CROSBY (Honda)	62	103	4	9	10	16		6	5		6	5	5																													0	0	1		
11	Bailey STUART-CAMPBELL (Honda)	58	107	4	6	9	9	4	6			11	13																														0	0	0		
12	Sullivan MOUNSEY (Honda)	51	114	7	8				9	7	7	7	4	9																														0	0	0	
13	Ryan HITCHCOCK (Honda)	44	121	7	13		7	13	11																																			0	0	0	
14	Troy JEFFREY (Honda)	42	123	2	4	7	10				9	4	6	2																														0	0	0	
15	Rossi BANHAM (Honda)	30	135	12			5		5	8	4	5	3																																0	0	0
16	Mason JOHNSON (Honda)	21	144	9	7	4	1	5				3	1																																0	0	0
17	Rhys STEPHENSON (Honda)	20	145	1	5	1			1	2	5	2	4																																0	0	0
18	Lucas BROWN (Honda)	15	150	5	2		1		3	6			3																																0	0	0
19	Rossi DOBSON (Honda)	15	150	0	6		2	3	2		2																																		0	0	0
20	Luca HOPKINS (Honda)	13	152	2	1	2	3	4		1	2																																		0	0	0
21	Corey TINKER (Honda)	7	158	6								1	6																																0	0	0
22	Harrison MACKAY (Honda)	7	158	0	3	3					1																																		0	0	0
21	Harley McCABE (Honda)	5	160	2				2			3																																		0	0	0
22	Lucas HILL (Honda)	4	161	1			4																																						0	0	0
23	Josh BANNISTER (Honda)	1	164	3								1																																	0	0	0