



HONDA BRITISH TALENT CUP

Round 4

Thruxton

30th July – 1st August 2021



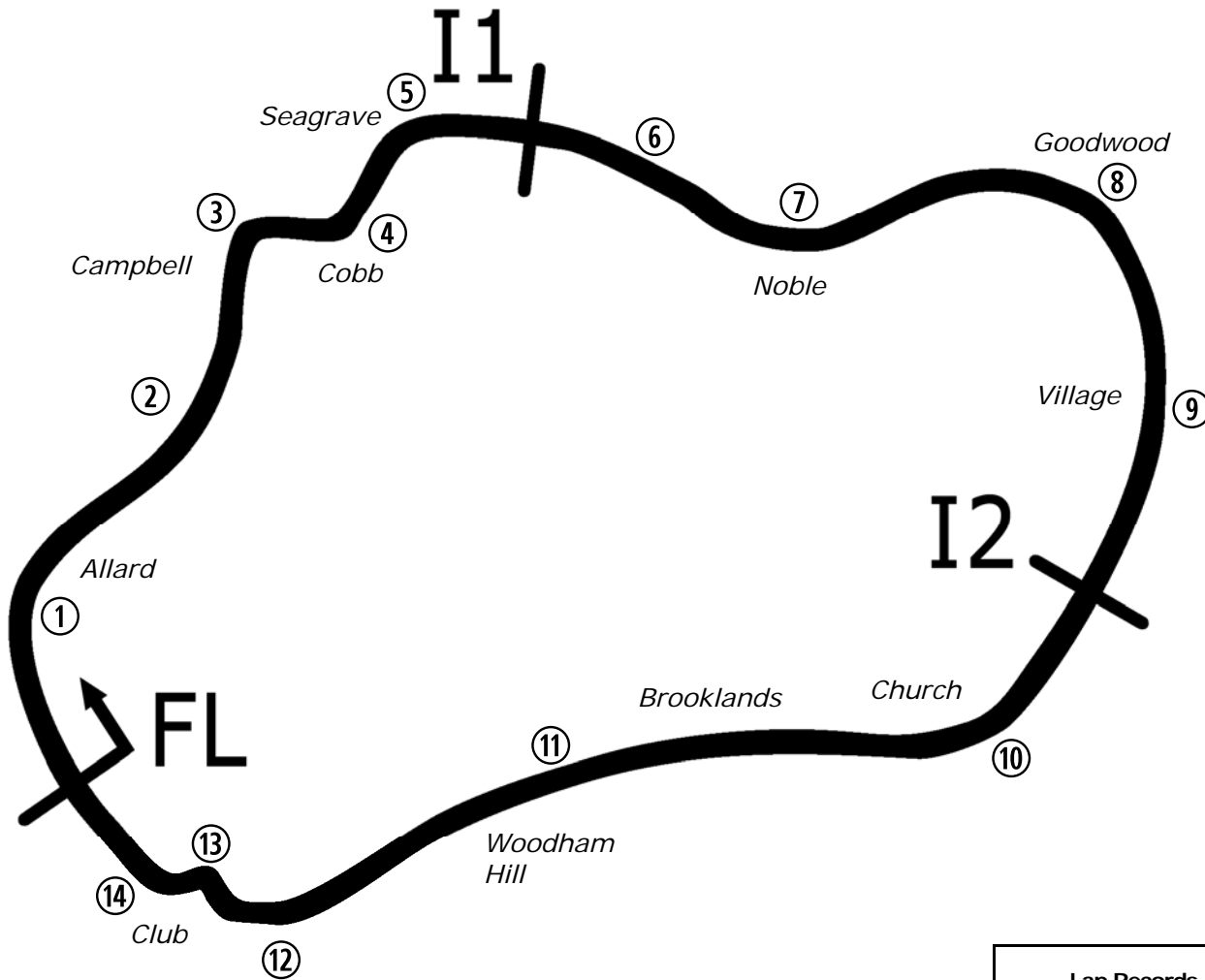
Results Provided by Timing Solutions Ltd
www.tsl-timing.com

Thruxton

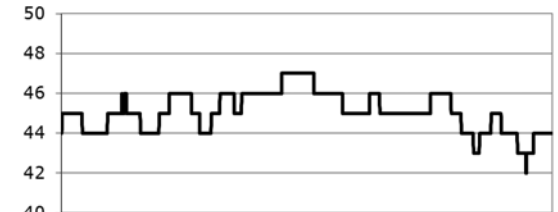


SPORTS TIMING

TIMING SOLUTIONS LTD



Circuit Altitude (m)



Length	2.3560 miles	3791.6 m	
FL		51.20766 N	1.60897 W
I1	1128m	51.21418 N	1.60062 W
I2	2380m	51.20983 N	1.59065 W
Pit Entry	3697m	51.20680 N	1.60788 W
Pit Exit	100m after FL	51.20844 N	1.60924 W
Pit Entry–Pit Exit 219m, 13.1s @60kph, 9.8s @80kph			

Best Sector Information

Lap Records		Sector 1 (FL – I1)	I1 Trap (mph)	Sector 2 (I1 – I2)	I2 Trap (mph)	Sector 3 (I2 – FL)	F/L Trap (mph)
Superbike	1:14.655	25.606	129.3	19.897	161.7	28.220	137.7
Supersport / GP2	1:16.247	26.029	121.5	20.465	151.1	29.129	126.4
Superstock 1000	1:16.396	26.203	125.6	20.566	154.3	28.871	133.4
Superstock 600	1:18.262	26.624	117.9	21.046	145.6	30.035	123.4
Sidecar 600	1:19.152	26.565	105.6	21.140	130.0	30.989	103.8
Ducati Cup	1:19.241	27.233	117.7	21.230	145.5	30.260	119.6
Junior Supersport	1:26.211	28.352	100.4	23.239	118.7	33.570	98.2
BTC 2020	To be Est	N/A	N/A	N/A	N/A	N/A	N/A

2021 Honda British Talent Cup
RIDER PERFORMANCE CHART AFTER ROUND 6



#	NAME / BIKE	25th-27th June		9th-11th July		23rd-25th July		30th July-1st August		13th-15th August		27th-29th August		3rd-5th September		10th-12th September		1st-3rd October	
		1	2	3	4	5	6	7	8	9	10	11	12	13	14	15	16	17	18
2	Rhys COATES (Honda)	DNF	21	DNF	18	DNF	23												
4	Sullivan MOUNSEY (Honda)	DNF	8	DNF	DNF	7	9												
5	Mason JOHNSON (Honda)	9	12	15	11														
7	Jamie LYONS (Honda)	8	7	10	10	8	7												
8	Ross MOORE (Honda)	20	24	19	20	19	20												
9	Bailey STUART-CAMPBELL (Honda)	18	10	7	7	12	10												
12	Josh BANNISTER (Honda)					23	25												
14	Evann PENDRILL (Honda)	DNF	20			18	19												
15	Harrison CROSBY (Honda)	7	6	3	DNF	10	11												
21	Troy JEFFREY (Honda)	12	9	6	DNF	DNF	17												
22	Anthony EAGLE (Honda)	22	25	18	19	DNF	24												
23	Rhys STEPHENSON (Honda)	11	15	DNF	DNF	15	14												
24	Cormac BUCHANAN (Honda)	DNF	5	4	3	6	DNF												
28	Alfie DAVIDSON (Honda)																		
29	Lucas BROWN (Honda)	14	DNF	DNF	15	16	13												
33	JJ CUNNINGHAM (Honda)	16	18	DNF	DNS														
34	James COOK (Honda)	DNS	11	5	4	3*	2												
41	Luca HOPKINS (Honda)	15	14	13	12	17	15												
43	Ryan HITCHCOCK (Honda)	4	DNF	DNF	9	4	5												
44	Lucas HILL (Honda)	19	22	12	DNF	20	21												
48	Ollie WALKER (Honda)	6	DNF	8	6	9	6												
51	Holly HARRIS (Honda)	21	23	16	17	25	26												
52	Evan BELFORD (Honda)	2	3	1*	1*	2	1*												
53	Kiyano VEUER (Honda)	DNS	16	9	8	13	12												
55	Harrison DESSOY (Honda)	DNS	DNS																
57	Johnny GARNESS (Honda)	5	4	2	2	5	3												
61	Harrison MACKAY (Honda)	13	13	17	16	24	27												
65	Alexander ROWAN (Honda)			DNF	DNF	DNS	28												
66	Rossi DOBSON (Honda)	10	DNF	14	13	14	16												
67	Casey O'GORMAN (Honda)	1*	1	DNS	DNS														
69	Eli BANISH (Honda)					21	22												
74	Carter BROWN (Honda)	3	2*	DNF	5	1	4												
79	Harley McCABE (Honda)			DNF	14	22	18												
96	Rossi BANHAM (Honda)	DNF	19	11	DNF	11	8												
99	Peter WILLIS (Honda)	17	17	DNS	DNS														

* Denotes Fastest Lap | DNF = Did Not Finish | NQ = Did Not Qualify | DNS = Did Not Start
NC = Finished but Not Classified | EX = Excluded | Change of Team/Machine ||

Denotes Pole Position

FREE PRACTICE 1 - CLASSIFICATION

POS	NO	NAME	NAT	ENTRY	TIME	ON	LAPS	GAP	DIFF	MPH
1	7	Jamie LYONS	GBR	Honda - C&M Motors Ltd / Tooltec Racing	1:29.264	21	25			95.01
2	34	James COOK	GBR	Honda - Wilson Racing	1:29.575	19	20	0.311	0.311	94.68
3	48	Ollie WALKER	GBR	Honda - Moto Rapido / SP125 Racing	1:29.578	25	25	0.314	0.003	94.68
4	74	Carter BROWN	GBR	Honda - City Lifting by RS Racing	1:29.952	23	23	0.688	0.374	94.29
5	96	Rossi BANHAM	GBR	Honda - MJL Racing	1:30.165	14	21	0.901	0.213	94.06
6	52	Evan BELFORD	GBR	Honda - City Lifting by RS Racing	1:30.764	13	15	1.500	0.599	93.44
7	15	Harrison CROSBY	GBR	Honda - Banks Racing	1:30.812	23	23	1.548	0.048	93.39
8	5	Mason JOHNSON	GBR	Honda - Johnson Racing	1:31.187	20	21	1.923	0.375	93.01
9	24	Cormac BUCHANAN	NZL	Honda - Microlise Cresswell Racing	1:31.217	22	22	1.953	0.030	92.98
10	29	Lucas BROWN	GBR	Honda - Amphibian Scaffolding / SP125 Racing	1:31.908	20	23	2.644	0.691	92.28
11	43	Ryan HITCHCOCK	GBR	Honda - Wilson Racing	1:31.953	15	22	2.689	0.045	92.23
12	57	Johnny GARNES	GBR	Honda - City Lifting by RS Racing	1:32.273	9	16	3.009	0.320	91.91
13	66	Rossi DOBSON	GBR	Honda - WM Racing	1:32.800	19	21	3.536	0.527	91.39
14	4	Sullivan MOUNSEY	GBR	Honda - iForce Lloyd & Jones	1:33.251	18	22	3.987	0.451	90.95
15	14	Evan PENDRILL	GBR	Honda - EPRacing / SP125 Racing	1:33.306	19	24	4.042	0.055	90.90
16	21	Troy JEFFREY	GBR	Honda - Stiggymotorsport	1:33.578	18	22	4.314	0.272	90.63
17	23	Rhys STEPHENSON	GBR	Honda - Rocket Racing	1:33.864	21	24	4.600	0.286	90.36
18	44	Lucas HILL	GBR	Honda - Ashcourt Racing	1:33.992	20	23	4.728	0.128	90.23
19	79	Harley McCABE	GBR	Honda - MLav VisionTrack Academy	1:34.324	22	22	5.060	0.332	89.91
20	12	Josh BANNISTER	GBR	Honda - Dunsley Heat Racing	1:34.327	19	24	5.063	0.003	89.91
21	53	Kiyano VEIJER	NLD	Honda - Microlise Cresswell Racing	1:34.415	16	19	5.151	0.088	89.83
22	8	Ross MOORE	GBR	Honda - B Moore Honda	1:34.457	20	23	5.193	0.042	89.79
23	9	Bailey STUART-CAMPBELL	GBR	Honda - Team 151s	1:34.875	11	11	5.611	0.418	89.39
24	61	Harrison MACKAY	GBR	Honda - True Heros Racing / Super Soco	1:34.922	17	20	5.658	0.047	89.35
25	2	Rhys COATES	GBR	Honda - Ernie Coates Race Support / SP125 Racing	1:35.309	17	21	6.045	0.387	88.99
26	69	Eli BANISH	USA	Honda - Team Thorneycroft Racing	1:35.580	14	22	6.316	0.271	88.73
27	41	Luca HOPKINS	GBR	Honda - Wilson Racing	1:35.650	19	21	6.386	0.070	88.67
28	22	Anthony EAGLE	UZB	Honda - Microlise Cresswell Racing	1:36.008	18	20	6.744	0.358	88.34
29	51	Holly HARRIS	GBR	Honda - MJL Racing	1:36.431	20	21	7.167	0.423	87.95
30	65	Alexander ROWAN	GBR	Honda - Victoria House Mortimer Racing	1:37.731	20	22	8.467	1.300	86.78

QUALIFYING LAPTIME (110.0% of 1:29.264) = 1:38.190

Weather / Track : Cloudy / Dry

These results are provisional until the conclusion of any judicial and technical matters.

Thruxton

Circuit Length = 2.3560 miles

Start: 10:05 Flag 10:45 End: 10:46

Race Director : Stuart Higgs

Stewards :

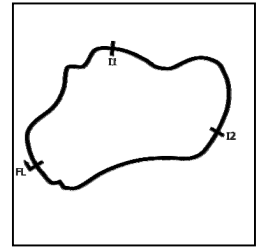
Timekeeper : Richard Evans

MCRCB BULLETIN TK016

2021 Bennetts British Superbike Championship - Round 4

2021 Honda British Talent Cup

FREE PRACTICE 1 - SECTOR ANALYSIS



SECTOR 1 = FL to I1, SECTOR 2 = I1 to I2, SECTOR 3 = I2 to FL, DIFF = Difference To Personal Best Lap, P = Crossed Finish Line in Pit Lane, D = Time Disallowed

P1		7		Jamie LYONS			Honda - C&M Motors Ltd / Tooltec Racing			
IDEAL LAP TIME : 1:29.120		BEST LAP TIME : 1:29.264			DIFFERENCE : 0.144					
LAP	SECTOR 1	SECTOR 2		SECTOR 3		LAP TIME	MPH	DIFF	TIME OF DAY	
1 -	OUTLAP	85.5	30.232	99.2	44.485	93.9				10:07:28.555
2 -	36.842	91.3	27.794	106.6	39.692	95.7	1:44.328	81.29	15.064	10:09:12.883
3 -	33.527	94.9	26.380	108.7	38.306	96.4	1:38.213	86.35	8.949	10:10:51.096
4 -	32.235	95.5	26.551	109.4	38.022	96.0	1:36.808	87.61	7.544	10:12:27.904
5 -	31.922	95.5	26.110	110.5	36.945	96.6	1:34.977	89.30	5.713	10:14:02.881
6 -	32.650	95.8	25.541	112.2	37.290	96.1	1:35.481	88.83	6.217	10:15:38.362
7 -	31.410	96.2	25.103	111.1	36.903	96.0	1:33.416	90.79	4.152	10:17:11.778
8 -	31.044	96.4	25.243	111.8	37.310	96.2	1:33.597	90.61	4.333	10:18:45.375
9 -	31.036	95.7	25.387	111.2	36.134	96.5	1:32.557	91.63	3.293	10:20:17.932
10 -	30.820	96.8	25.772	111.4	36.279	96.5	1:32.871	91.32	3.607	10:21:50.803
11 -	30.919	95.1	25.158	110.5	35.534	96.6	1:31.611	92.58	2.347	10:23:22.414
12 -	30.847	95.8	24.919	109.4	35.688	95.5	1:31.454	92.74	2.190	10:24:53.868
13 -	30.682	95.8	24.572	110.9	35.585	96.9	1:30.839	93.36	1.575	10:26:24.707
14 -	30.782	96.0	24.839	111.2	36.590	96.0	1:32.211	91.98	2.947	10:27:56.918
15 -	30.649	96.2	24.464	111.4	35.199	97.2	1:30.312	93.91	1.048	10:29:27.230
16 -	30.796	96.6	25.444	109.2	35.295	96.6	1:31.535	92.65	2.271	10:30:58.765
17 -	30.551	96.5	24.375	111.1	35.610	96.6	1:30.536	93.68	1.272	10:32:29.301
18 -	30.981	95.5	24.318	112.4	35.466	96.6	1:30.765	93.44	1.501	10:34:00.066
19 -	30.291	96.4	24.510	111.1	35.077	96.8	1:29.878	94.36	0.614	10:35:29.944
20 -	33.031	92.5	25.632	109.4	35.792	96.9	1:34.455	89.79	5.191	10:37:04.399
21 -	30.213	96.6	24.254	111.1	34.797	96.9	1:29.264 (1)	95.01		10:38:33.663
22 -	30.244	96.4	24.299	110.3	34.934	97.3	1:29.477 (3)	94.79	0.213	10:40:03.140
23 -	30.069	97.2	24.289	111.4	34.946	96.6	1:29.304 (2)	94.97	0.040	10:41:32.444
24 -	30.344	96.5	25.263	107.7	35.560	97.3	1:31.167	93.03	1.903	10:43:03.611
25 -	32.017	92.0	25.570	108.9	IN PIT		1:36.636 P	87.76	7.372	10:44:40.247

P2		34		James COOK			Honda - Wilson Racing			
IDEAL LAP TIME : 1:28.508		BEST LAP TIME : 1:29.575			DIFFERENCE : 1.067					
LAP	SECTOR 1	SECTOR 2		SECTOR 3		LAP TIME	MPH	DIFF	TIME OF DAY	
1 -	OUTLAP	89.0	29.654	102.2	42.875	87.9				10:07:04.216
2 -	35.147	93.0	27.489	106.0	40.235	93.7	1:42.871	82.44	13.296	10:08:47.087
3 -	35.869	91.5	27.264	107.3	IN PIT		1:41.496 P	83.56	11.921	10:10:28.583
4 -	OUTLAP	91.0	27.701	106.6	39.584	93.9	8:33.778	16.50	7:04.203	10:19:02.361
5 -	32.723	94.5	26.637	107.7	37.546	96.8	1:36.906	87.52	7.331	10:20:39.267
6 -	30.890	96.2	25.437	109.6	36.504	97.1	1:32.831	91.36	3.256	10:22:12.098
7 -	30.045	98.9	26.069	108.9	36.305	97.2	1:32.419	91.77	2.844	10:23:44.517
8 -	30.443	97.2	25.533	109.4	36.174	95.7	1:32.150	92.04	2.575	10:25:16.667
9 -	30.517	97.3	25.292	108.5	36.689	94.3	1:32.498	91.69	2.923	10:26:49.165
10 -	30.676	97.5	25.208	110.3	36.640	98.1	1:32.524	91.66	2.949	10:28:21.689
11 -	30.159	97.8	24.974	109.1	35.547	97.2	1:30.680	93.53	1.105	10:29:52.369
12 -	30.458	96.4	25.102	106.3	IN PIT		1:30.447 P	93.77	0.872	10:31:22.816
13 -	OUTLAP	98.5	25.950	108.7	36.427	95.7	1:53.115	74.98	23.540	10:33:15.931
14 -	30.299	94.9	26.518	107.8	35.450	96.5	1:32.267	91.92	2.692	10:34:48.198
15 -	30.563	97.1	24.764	107.8	IN PIT		1:29.960 P	94.28	0.385	10:36:18.158
16 -	OUTLAP	97.5	25.261	107.5	36.698	97.1	2:51.499	49.45	1:21.924	10:39:09.657
17 -	29.867	96.9	24.623	109.4	35.087	98.2	1:29.577 (2)	94.68	0.002	10:40:39.234
18 -	30.095	99.7	24.298	108.9	35.676	93.4	1:30.069	94.16	0.494	10:42:09.303
19 -	29.454	98.9	24.153	108.7	35.968	97.6	1:29.575 (1)	94.68		10:43:38.878
20 -	29.268	99.7	24.401	109.6	35.989	97.8	1:29.658 (3)	94.59	0.083	10:45:08.536

Weather / Track : Cloudy / Dry

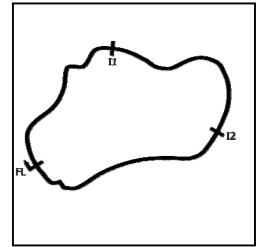
Thruxton
Circuit Length = 2.3560 miles
Start: 10:05 Flag 10:45 End: 10:46

MCRCB BULLETIN TK016

2021 Bennetts British Superbike Championship - Round 4

2021 Honda British Talent Cup

FREE PRACTICE 1 - SECTOR ANALYSIS



SECTOR 1 = FL to I1, SECTOR 2 = I1 to I2, SECTOR 3 = I2 to FL, DIFF = Difference To Personal Best Lap, P = Crossed Finish Line in Pit Lane, D = Time Disallowed

P3 48		Ollie WALKER					Honda - Moto Rapido / SP125 Racing				
IDEAL LAP TIME : 1:29.520		BEST LAP TIME : 1:29.578					DIFFERENCE : 0.058				
LAP	SECTOR 1	SECTOR 2		SECTOR 3		LAP TIME	MPH	DIFF	TIME OF DAY		
1 -	OUTLAP	89.9	30.248	95.4	42.457	90.6				10:08:15.348	
2 -	35.534	93.2	28.338	107.3	39.714	95.5	1:43.586	81.87	14.008	10:09:58.934	
3 -	32.622	95.4	26.524	109.8	38.290	96.2	1:37.436	87.04	7.858	10:11:36.370	
4 -	32.161	96.1	26.681	107.8	37.368	98.1	1:36.210	88.15	6.632	10:13:12.580	
5 -	32.136	96.1	26.231	109.1	37.461	98.2	1:35.828	88.50	6.250	10:14:48.408	
6 -	31.965	97.3	26.273	111.4	36.748	97.9	1:34.986	89.29	5.408	10:16:23.394	
7 -	31.129	96.6	25.656	111.8	36.785	96.8	1:33.570	90.64	3.992	10:17:56.964	
8 -	30.757	98.2	25.513	110.5	36.591	97.2	1:32.861	91.33	3.283	10:19:29.825	
9 -	30.690	97.3	25.651	110.5	36.553	98.6	1:32.894	91.30	3.316	10:21:02.719	
10 -	31.126	96.8	25.475	111.6	36.177	98.1	1:32.778	91.41	3.200	10:22:35.497	
11 -	30.806	98.5	25.325	111.6	36.164	98.1	1:32.295	91.89	2.717	10:24:07.792	
12 -	30.458	98.1	25.171	109.8	36.038	98.1	1:31.667	92.52	2.089	10:25:39.459	
13 -	29.985	98.9	25.219	110.3	35.904	99.2	1:31.108	93.09	1.530	10:27:10.567	
14 -	30.065	98.2	25.082	109.6	36.075	97.2	1:31.222	92.97	1.644	10:28:41.789	
15 -	30.768	97.9	24.958	110.1	36.023	99.1	1:31.749	92.44	2.171	10:30:13.538	
16 -	29.865	98.2	24.985	109.8	35.758	98.8	1:30.608	93.60	1.030	10:31:44.146	
17 -	30.501	99.4	25.564	108.4	36.604	97.9	1:32.669	91.52	3.091	10:33:16.815	
18 -	29.847	98.2	25.625	109.4	35.971	97.8	1:31.443	92.75	1.865	10:34:48.258	
19 -	29.780	99.1	24.694	109.1	35.715	98.9	1:30.189 (3)	94.04	0.611	10:36:18.447	
20 -	30.666	97.6	26.050	100.0	36.597	99.7	1:33.313	90.89	3.735	10:37:51.760	
21 -	30.321	98.2	24.866	109.4	35.798	98.9	1:30.985	93.21	1.407	10:39:22.745	
22 -	29.650	100.3	24.642	109.6	35.450	99.1	1:29.742 (2)	94.51	0.164	10:40:52.487	
23 -	30.002	99.4	24.613	110.3	35.852	97.6	1:30.467	93.75	0.889	10:42:22.954	
24 -	30.309	95.5	25.038	108.7	35.725	98.8	1:31.072	93.13	1.494	10:43:54.026	
25 -	29.505	98.8	24.671	111.4	35.402	98.5	1:29.578 (1)	94.68		10:45:23.604	

P4 74		Carter BROWN					Honda - City Lifting by RS Racing				
IDEAL LAP TIME : 1:29.646		BEST LAP TIME : 1:29.952					DIFFERENCE : 0.306				
LAP	SECTOR 1	SECTOR 2		SECTOR 3		LAP TIME	MPH	DIFF	TIME OF DAY		
1 -	OUTLAP	89.7	29.166	93.7	42.741	94.1				10:08:13.298	
2 -	34.440	92.0	27.562	107.8	39.447	94.7	1:41.449	83.60	11.497	10:09:54.747	
3 -	33.506	92.5	27.140	110.1	37.997	95.8	1:38.643	85.98	8.691	10:11:33.390	
4 -	32.375	94.2	26.231	111.1	37.677	94.3	1:36.283	88.09	6.331	10:13:09.673	
5 -	32.608	92.9	26.400	111.1	38.361	97.2	1:37.369	87.10	7.417	10:14:47.042	
6 -	32.112	94.1	26.324	109.4	37.293	95.5	1:35.729	88.60	5.777	10:16:22.771	
7 -	30.914	95.5	25.075	113.5	35.462	98.3	1:31.451	92.74	1.499	10:17:54.222	
8 -	31.217	96.8	27.548	96.0	37.394	97.8	1:36.159	88.20	6.207	10:19:30.381	
9 -	30.451	96.6	25.125	113.1	36.672	96.5	1:32.248	91.94	2.296	10:21:02.629	
10 -	33.047	95.0	25.796	110.1	IN PIT		1:35.773 P	88.55	5.821	10:22:38.402	
11 -	OUTLAP	92.5	27.335	109.1	37.390	96.1	4:45.430	29.71	3:15.478	10:27:23.832	
12 -	31.615	94.1	26.149	108.4	36.637	97.1	1:34.401	89.84	4.449	10:28:58.233	
13 -	30.947	93.8	25.386	109.8	35.576	97.6	1:31.909	92.28	1.957	10:30:30.142	
14 -	30.780	95.8	25.372	110.1	35.463	98.5	1:31.615	92.57	1.663	10:32:01.757	
15 -	30.746	95.7	25.776	109.6	35.897	96.2	1:32.419	91.77	2.467	10:33:34.176	
16 -	30.892	96.0	24.948	111.6	35.437	98.1	1:31.277	92.92	1.325	10:35:05.453	
17 -	30.063	95.8	25.217	108.2	35.136	98.2	1:30.416 (3)	93.80	0.464	10:36:35.869	
18 -	31.304	97.5	25.189	110.3	35.349	99.4	1:31.842	92.35	1.890	10:38:07.711	
19 -	30.576	96.2	24.964	111.4	35.860	95.5	1:31.400	92.79	1.448	10:39:39.111	
20 -	30.323	96.9	24.987	110.3	34.837	97.9	1:30.147 (2)	94.08	0.195	10:41:09.258	
21 -	30.145	97.1	24.883	110.1	35.524	96.2	1:30.552	93.66	0.600	10:42:39.810	
22 -	30.740	97.2	24.774	109.2	35.590	97.2	1:31.104	93.09	1.152	10:44:10.914	
23 -	30.315	97.5	24.746	109.2	34.891	98.9	1:29.952 (1)	94.29		10:45:40.866	

Weather / Track : Cloudy / Dry

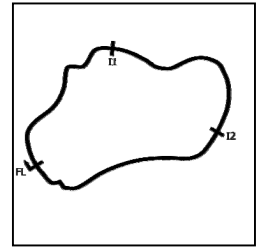
Thruxton
Circuit Length = 2.3560 miles
Start: 10:05 Flag 10:45 End: 10:46

MCRCB BULLETIN TK016

2021 Bennetts British Superbike Championship - Round 4

2021 Honda British Talent Cup

FREE PRACTICE 1 - SECTOR ANALYSIS



SECTOR 1 = FL to I1, SECTOR 2 = I1 to I2, SECTOR 3 = I2 to FL, DIFF = Difference To Personal Best Lap, P = Crossed Finish Line in Pit Lane, D = Time Disallowed

P5 96		Rossi BANHAM					Honda - MJL Racing				
IDEAL LAP TIME : 1:29.594		BEST LAP TIME : 1:30.165					DIFFERENCE : 0.571				
LAP	SECTOR 1	SECTOR 2			SECTOR 3		LAP TIME	MPH	DIFF	TIME OF DAY	
1 -	OUTLAP	83.8	29.721	98.8	41.094	91.9				10:07:11.523	
2 -	33.369	89.9	27.260	103.7	38.649	94.6	1:39.278	85.43	9.113	10:08:50.801	
3 -	32.270	91.4	26.756	106.3	37.106	95.8	1:36.132	88.22	5.967	10:10:26.933	
4 -	31.871	94.7	26.103	108.5	36.811	95.4	1:34.785	89.48	4.620	10:12:01.718	
5 -	31.812	93.5	25.222	108.7	36.726	95.0	1:33.760	90.46	3.595	10:13:35.478	
6 -	31.110	94.1	26.063	108.2	36.676	95.8	1:33.849	90.37	3.684	10:15:09.327	
7 -	30.944	92.0	25.332	109.6	36.444	95.5	1:32.720	91.47	2.555	10:16:42.047	
8 -	30.693	94.6	25.515	109.6	36.460	94.6	1:32.668	91.52	2.503	10:18:14.715	
9 -	30.488	93.9	25.338	109.1	36.096	95.8	1:31.922	92.26	1.757	10:19:46.637	
10 -	30.609	95.3	25.338	109.6	36.369	95.3	1:32.316	91.87	2.151	10:21:18.953	
11 -	30.278	95.0	25.094	107.7	IN PIT		1:30.292	P	93.93	0.127	10:22:49.245
12 -	OUTLAP	92.5	25.362	109.1	36.685	94.3	2:22.041	59.71	51.876	10:25:11.286	
13 -	30.685	95.3	24.659	111.1	36.698	93.9	1:32.042	92.14	1.877	10:26:43.328	
14 -	29.885	94.3	24.730	110.1	35.550	96.2	1:30.165 (1)	94.06		10:28:13.493	
15 -	30.261	93.5	24.883	109.4	35.504	96.6	1:30.648	(3)	93.56	0.483	10:29:44.141
16 -	29.710	95.4	25.428	107.3	35.225	97.3	1:30.363	(2)	93.86	0.198	10:31:14.504
17 -	31.163	89.5	25.857	107.0	IN PIT		1:33.857	P	90.36	3.692	10:32:48.361
18 -	OUTLAP	94.5	26.072	108.7	36.191	96.2	2:21.601	59.89	51.436	10:35:09.962	
19 -	32.127	71.6	26.703	107.3	36.739	95.4	1:35.569	88.74	5.404	10:36:45.531	
20 -	30.701	95.5	24.898	108.4	36.626	96.2	1:32.225	91.96	2.060	10:38:17.756	
21 -	30.405	94.5	25.069	108.2	39.134	82.8	1:34.608	89.65	4.443	10:39:52.364	

P6 52		Evan BELFORD					Honda - City Lifting by RS Racing				
IDEAL LAP TIME : 1:29.846		BEST LAP TIME : 1:30.764					DIFFERENCE : 0.918				
LAP	SECTOR 1	SECTOR 2			SECTOR 3		LAP TIME	MPH	DIFF	TIME OF DAY	
1 -										10:08:15.265	
2 -							1:40.787	84.15	10.023	10:09:56.052	
3 -							1:37.252	87.21	6.488	10:11:33.304	
4 -							1:34.713	89.55	3.949	10:13:08.017	
5 -							1:38.762	85.87	7.998	10:14:46.779	
6 -							1:35.281	89.01	4.517	10:16:22.060	
7 -							1:31.490	92.70	0.726	10:17:53.550	
8 -					IN PIT		1:37.189	P	87.26	6.425	10:19:30.739
9 -	OUTLAP	84.0	27.269	109.4	36.905	96.9	6:44.076	20.99	5:13.312	10:26:14.815	
10 -	31.719	94.7	25.607	111.6	35.607	97.6	1:32.933	91.26	2.169	10:27:47.748	
11 -	30.390	96.8	25.082	110.9	35.665	97.1	1:31.137	93.06	0.373	10:29:18.885	
12 -	30.801	96.9	24.758	109.8	35.388	98.9	1:30.947	(3)	93.25	0.183	10:30:49.832
13 -	30.015	95.7	25.061	108.4	35.688	97.3	1:30.764 (1)	93.44		10:32:20.596	
14 -	29.700	97.6	25.548	108.9	35.544	98.2	1:30.792	(2)	93.41	0.028	10:33:51.388
15 -	30.535	88.5	26.531	96.0	36.384	98.8	1:33.450	90.76	2.686	10:35:24.838	

Weather / Track : Cloudy / Dry

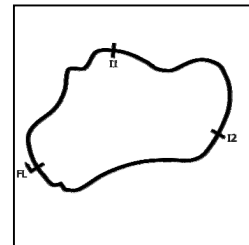
Thruxton
Circuit Length = 2.3560 miles
Start: 10:05 Flag 10:45 End: 10:46

MCRCB BULLETIN TK016

2021 Bennetts British Superbike Championship - Round 4

2021 Honda British Talent Cup

FREE PRACTICE 1 - SECTOR ANALYSIS



SECTOR 1 = FL to I1, SECTOR 2 = I1 to I2, SECTOR 3 = I2 to FL, DIFF = Difference To Personal Best Lap, P = Crossed Finish Line in Pit Lane, D = Time Disallowed

P7 15 Harrison CROSBY		Honda - Banks Racing								
IDEAL LAP TIME : 1:30.612		BEST LAP TIME : 1:30.812			DIFFERENCE : 0.200					
LAP	SECTOR 1	SECTOR 2		SECTOR 3		LAP TIME	MPH	DIFF	TIME OF DAY	
1 -	OUTLAP	89.1	30.198	101.3	42.503	91.5			10:07:29.382	
2 -	35.243	90.9	28.380	103.4	39.240	93.5	1:42.863	82.45	12.051	10:09:12.245
3 -	33.445	93.8	27.005	104.8	37.901	94.2	1:38.351	86.23	7.539	10:10:50.596
4 -	32.375	93.7	26.934	105.6	37.921	94.9	1:37.230	87.23	6.418	10:12:27.826
5 -	31.784	94.3	26.126	106.5	36.974	95.3	1:34.884	89.38	4.072	10:14:02.710
6 -	32.324	94.6	25.911	106.8	37.762	94.5	1:35.997	88.35	5.185	10:15:38.707
7 -	31.664	95.3	25.585	108.4	37.099	95.1	1:34.348	89.89	3.536	10:17:13.055
8 -	31.100	95.5	25.436	109.6	37.142	96.0	1:33.678	90.54	2.866	10:18:46.733
9 -	36.747	89.2	26.874	106.3	IN PIT		1:40.578	P 84.32	9.766	10:20:27.311
10 -	OUTLAP	75.0	27.911	105.8	36.850	95.4	4:34.766	30.86	3:03.954	10:25:02.077
11 -	31.285	95.8	25.335	110.1	36.348	96.0	1:32.968	91.23	2.156	10:26:35.045
12 -	30.868	96.6	25.197	107.8	36.209	95.3	1:32.274	91.91	1.462	10:28:07.319
13 -	30.763	96.5	25.699	104.3	36.121	95.7	1:32.583	91.61	1.771	10:29:39.902
14 -	30.619	95.3	25.324	104.2	36.187	95.8	1:32.130	92.06	1.318	10:31:12.032
15 -	30.440	95.8	25.165	108.7	36.235	95.8	1:31.840	92.35	1.028	10:32:43.872
16 -	30.273	96.2	24.958	106.0	36.140	95.5	1:31.371	(3) 92.82	0.559	10:34:15.243
17 -	30.425	95.1	25.817	106.3	36.176	96.1	1:32.418	91.77	1.606	10:35:47.661
18 -	31.390	95.3	25.434	105.8	36.628	95.0	1:33.452	90.75	2.640	10:37:21.113
19 -	31.548	91.6	26.319	98.6	IN PIT		1:34.343	P 89.90	3.531	10:38:55.456
20 -	OUTLAP	95.1	25.258	107.5	36.137	95.8	2:12.410	64.05	41.598	10:41:07.866
21 -	30.189	97.5	25.098	105.8	37.064	94.5	1:32.351	91.84	1.539	10:42:40.217
22 -	30.388	96.5	24.907	109.1	35.722	95.5	1:31.017	(2) 93.18	0.205	10:44:11.234
23 -	30.389	97.6	24.757	108.5	35.666	96.6	1:30.812	(1) 93.39		10:45:42.046

P8 5 Mason JOHNSON		Honda - Johnson Racing								
IDEAL LAP TIME : 1:31.101		BEST LAP TIME : 1:31.187			DIFFERENCE : 0.086					
LAP	SECTOR 1	SECTOR 2		SECTOR 3		LAP TIME	MPH	DIFF	TIME OF DAY	
1 -	OUTLAP	88.3	30.348	104.6	42.959	94.9			10:07:29.274	
2 -	35.325	90.8	27.321	103.5	40.422	95.1	1:43.068	82.29	11.881	10:09:12.342
3 -	33.863	92.1	26.824	102.7	38.561	95.8	1:39.248	85.45	8.061	10:10:51.590
4 -	32.111	93.9	26.975	107.5	37.686	97.2	1:36.772	87.64	5.585	10:12:28.362
5 -	32.670	95.3	25.966	107.5	37.959	96.8	1:36.595	87.80	5.408	10:14:04.957
6 -	31.505	95.4	25.668	108.4	37.419	96.5	1:34.592	89.66	3.405	10:15:39.549
7 -	31.377	95.8	25.103	109.6	37.665	96.8	1:34.145	90.09	2.958	10:17:13.694
8 -	31.681	94.6	24.927	110.3	37.513	96.5	1:34.121	90.11	2.934	10:18:47.815
9 -	31.365	95.4	24.949	110.0	37.537	94.2	1:33.851	90.37	2.664	10:20:21.666
10 -	31.205	96.1	25.598	106.8	IN PIT		1:33.608	P 90.60	2.421	10:21:55.274
11 -	OUTLAP	92.9	26.800	105.0	37.733	94.3	5:02.130	28.07	3:30.943	10:26:57.404
12 -	30.918	96.5	25.004	108.2	37.734	95.4	1:33.656	90.56	2.469	10:28:31.060
13 -	31.024	94.9	25.226	107.5	36.525	96.9	1:32.775	(3) 91.42	1.588	10:30:03.835
14 -	30.732	92.3	25.577	106.6	36.815	96.5	1:33.124	91.07	1.937	10:31:36.959
15 -	31.443	94.7	25.323	104.8	37.377	95.7	1:34.143	90.09	2.956	10:33:11.102
16 -	30.764	94.3	25.757	104.8	37.563	96.9	1:34.084	90.14	2.897	10:34:45.186
17 -	31.050	95.1	25.344	104.5	36.782	96.8	1:33.176	91.02	1.989	10:36:18.362
18 -	31.169	95.1	25.293	106.1	36.385	96.5	1:32.847	91.35	1.660	10:37:51.209
19 -	30.852	92.6	25.111	107.5	36.125	97.6	1:32.088	(2) 92.10	0.901	10:39:23.297
20 -	30.049	95.7	25.009	107.5	36.129	95.8	1:31.187	(1) 93.01		10:40:54.484
21 -	30.664	95.5	25.115	107.3	37.183	94.5	1:32.962	91.23	1.775	10:42:27.446

Weather / Track : Cloudy / Dry

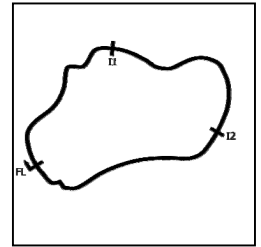
Thruxton
Circuit Length = 2.3560 miles
Start: 10:05 Flag 10:45 End: 10:46

MCRCB BULLETIN TK016

2021 Bennetts British Superbike Championship - Round 4

2021 Honda British Talent Cup

FREE PRACTICE 1 - SECTOR ANALYSIS



SECTOR 1 = FL to I1, SECTOR 2 = I1 to I2, SECTOR 3 = I2 to FL, DIFF = Difference To Personal Best Lap, P = Crossed Finish Line in Pit Lane, D = Time Disallowed

P9 24		Cormac BUCHANAN					Honda - Microlise Cresswell Racing			
IDEAL LAP TIME : 1:30.647		BEST LAP TIME : 1:31.217					DIFFERENCE : 0.570			
LAP	SECTOR 1	SECTOR 2		SECTOR 3		LAP TIME	MPH	DIFF	TIME OF DAY	
1 -	OUTLAP	85.5	30.682	93.4	41.564	91.8			10:12:06.817	
2 -	34.389	93.5	26.549	108.4	39.036	93.7	1:39.974	84.83	8.757	10:13:46.791
3 -	33.235	92.9	26.846	106.1	38.237	94.9	1:38.318	86.26	7.101	10:15:25.109
4 -	32.768	93.7	26.436	107.3	38.213	94.5	1:37.417	87.06	6.200	10:17:02.526
5 -	32.635	93.8	26.316	108.7	38.701	94.5	1:37.652	86.85	6.435	10:18:40.178
6 -	33.276	94.2	25.791	109.4	37.105	95.1	1:36.172	88.19	4.955	10:20:16.350
7 -	31.852	94.1	26.139	106.8	37.116	95.5	1:35.107	89.17	3.890	10:21:51.457
8 -	31.597	94.2	25.918	107.5	36.786	95.5	1:34.301	89.94	3.084	10:23:25.758
9 -	32.036	94.2	25.556	107.7	36.706	95.5	1:34.298	89.94	3.081	10:25:00.056
10 -	31.633	95.0	25.196	110.5	36.554	96.1	1:33.383	90.82	2.166	10:26:33.439
11 -	31.500	93.0	25.437	107.0	37.197	96.0	1:34.134	90.10	2.917	10:28:07.573
12 -	30.811	96.1	25.155	105.5	36.440	96.6	1:32.406	91.78	1.189	10:29:39.979
13 -	30.976	95.8	25.128	105.5	36.033	97.1	1:32.137	92.05	0.920	10:31:12.116
14 -	31.385	93.9	24.978	108.7	36.496	95.5	1:32.859	91.33	1.642	10:32:44.975
15 -	31.961	94.1	25.377	108.0	37.018	94.6	1:34.356	89.88	3.139	10:34:19.331
16 -	31.596	94.1	25.281	107.5	36.829	94.1	1:33.706	90.51	2.489	10:35:53.037
17 -	31.629	93.9	25.117	106.6	36.311	96.2	1:33.057	91.14	1.840	10:37:26.094
18 -	31.517	95.0	24.788	108.2	35.872	95.8	1:32.177	92.01	0.960	10:38:58.271
19 -	30.772	96.0	24.939	106.6	35.715	95.5	1:31.426 (2)	92.77	0.209	10:40:29.697
20 -	30.476	95.4	24.872	104.6	37.242	95.7	1:32.590	91.60	1.373	10:42:02.287
21 -	30.205	96.0	25.115	105.0	36.419	94.6	1:31.739 (3)	92.45	0.522	10:43:34.026
22 -	30.532	95.4	24.727	107.2	35.958	96.6	1:31.217 (1)	92.98		10:45:05.243

P10 29		Lucas BROWN					Honda - Amphibian Scaffolding / SP125 Racing			
IDEAL LAP TIME : 1:31.796		BEST LAP TIME : 1:31.908					DIFFERENCE : 0.112			
LAP	SECTOR 1	SECTOR 2		SECTOR 3		LAP TIME	MPH	DIFF	TIME OF DAY	
1 -	OUTLAP	87.3	30.157	102.1	42.972	91.8			10:07:28.438	
2 -	36.082	89.4	28.615	104.3	39.665	94.7	1:44.362	81.27	12.454	10:09:12.800
3 -	33.318	92.0	26.639	105.6	38.691	95.3	1:38.648	85.97	6.740	10:10:51.448
4 -	32.550	93.0	26.734	106.8	37.539	96.0	1:36.823	87.59	4.915	10:12:28.271
5 -	32.618	92.9	26.002	107.5	37.670	95.8	1:36.290	88.08	4.382	10:14:04.561
6 -	32.258	94.6	26.898	106.8	37.441	95.4	1:36.597	87.80	4.689	10:15:41.158
7 -	31.902	92.4	26.232	106.1	36.642	96.1	1:34.776	89.49	2.868	10:17:15.934
8 -	31.424	93.9	26.148	108.2	37.383	96.4	1:34.955	89.32	3.047	10:18:50.889
9 -	30.774	94.1	25.750	108.9	37.201	96.6	1:33.725	90.49	1.817	10:20:24.614
10 -	35.267	92.4	26.107	107.8	37.403	96.0	1:38.777	85.86	6.869	10:22:03.391
11 -	31.641	91.4	25.960	105.1	36.893	96.9	1:34.494	89.75	2.586	10:23:37.885
12 -	31.204	93.4	26.013	107.0	36.738	96.8	1:33.955	90.27	2.047	10:25:11.840
13 -	31.349	93.8	25.774	107.7	37.085	95.5	1:34.208	90.03	2.300	10:26:46.048
14 -	31.076	93.7	26.848	102.9	36.695	96.5	1:34.619	89.63	2.711	10:28:20.667
15 -	30.698	94.2	25.674	105.6	IN PIT		1:34.633 P	89.62	2.725	10:29:55.300
16 -	OUTLAP	91.3	27.978	100.0	37.942	95.8	4:56.039	28.65	3:24.131	10:34:51.339
17 -	32.215	92.0	26.349	103.7	37.105	96.2	1:35.669	88.65	3.761	10:36:27.008
18 -	31.097	94.3	25.512	107.0	36.535	96.8	1:33.144 (3)	91.05	1.236	10:38:00.152
19 -	31.534	90.9	25.716	105.6	36.434	97.1	1:33.684	90.53	1.776	10:39:33.836
20 -	30.377	96.8	25.240	106.5	36.291	96.8	1:31.908 (1)	92.28		10:41:05.744
21 -	31.051	94.7	27.214	92.4	37.629	96.6	1:35.894	88.44	3.986	10:42:41.638
22 -	30.265	96.6	25.366	105.5	36.829	96.1	1:32.460 (2)	91.73	0.552	10:44:14.098
23 -	32.021	91.5	27.656	97.2	IN PIT		1:38.531 P	86.08	6.623	10:45:52.629

Weather / Track : Cloudy / Dry

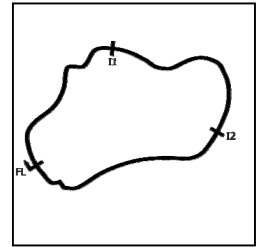
Thruxton
Circuit Length = 2.3560 miles
Start: 10:05 Flag 10:45 End: 10:46

MCRCB BULLETIN TK016

2021 Bennetts British Superbike Championship - Round 4

2021 Honda British Talent Cup

FREE PRACTICE 1 - SECTOR ANALYSIS



SECTOR 1 = FL to I1, SECTOR 2 = I1 to I2, SECTOR 3 = I2 to FL, DIFF = Difference To Personal Best Lap, P = Crossed Finish Line in Pit Lane, D = Time Disallowed

P11 43		Ryan HITCHCOCK					Honda - Wilson Racing				
IDEAL LAP TIME : 1:31.433		BEST LAP TIME : 1:31.953					DIFFERENCE : 0.520				
LAP	SECTOR 1	SECTOR 2		SECTOR 3		LAP TIME	MPH	DIFF	TIME OF DAY		
1 -	OUTLAP	87.1	30.415	96.6	42.970	92.6				10:07:14.425	
2 -	34.847	90.8	27.680	102.1	39.586	94.6	1:42.113	83.06	10.160	10:08:56.538	
3 -	33.800	92.6	26.725	105.1	38.854	94.3	1:39.379	85.34	7.426	10:10:35.917	
4 -	33.640	92.1	27.217	108.2	38.985	93.8	1:39.842	84.95	7.889	10:12:15.759	
5 -	32.806	93.8	26.381	107.7	38.134	94.7	1:37.321	87.15	5.368	10:13:53.080	
6 -	33.133	93.7	26.264	108.5	37.746	96.0	1:37.143	87.31	5.190	10:15:30.223	
7 -	32.407	94.7	26.066	108.5	37.372	96.2	1:35.845	88.49	3.892	10:17:06.068	
8 -	31.823	95.0	25.633	109.6	37.339	97.2	1:34.795	89.47	2.842	10:18:40.863	
9 -	32.181	94.6	25.579	111.1	37.193	97.1	1:34.953	89.32	3.000	10:20:15.816	
10 -	32.128	93.9	26.808	107.3	IN PIT		1:35.379	P 88.92	3.426	10:21:51.195	
11 -	OUTLAP	91.5	25.532	108.0	37.262	96.5	3:08.692	44.94	1:36.739	10:24:59.887	
12 -	31.669	94.1	25.043	108.2	37.556	96.4	1:34.268	89.97	2.315	10:26:34.155	
13 -	31.459	94.2	25.371	108.4	36.784	97.6	1:33.614	90.60	1.661	10:28:07.769	
14 -	31.356	95.3	25.094	109.4	36.249	97.8	1:32.699	(3) 91.49	0.746	10:29:40.468	
15 -	30.930	96.5	24.842	110.3	36.181	98.1	1:31.953	(1) 92.23		10:31:12.421	
16 -	31.394	97.1	24.701	109.8	36.537	98.1	1:32.632	(2) 91.56	0.679	10:32:45.053	
17 -	32.333	94.6	25.003	106.6	37.215	96.5	1:34.551	89.70	2.598	10:34:19.604	
18 -	31.626	95.4	25.181	110.9	IN PIT		1:32.687	P 91.50	0.734	10:35:52.291	
19 -	OUTLAP	87.7	26.251	106.6	36.997	94.3	5:08.531	27.49	3:36.578	10:41:00.822	
20 -	32.013	94.2	25.295	109.2	36.592	96.6	1:33.900	90.32	1.947	10:42:34.722	
21 -	32.518	93.8	25.135	106.8	38.049	91.3	1:35.702	88.62	3.749	10:44:10.424	
22 -	32.419	95.1	24.715	111.4	35.802	97.1	1:32.936	91.26	0.983	10:45:43.360	

P12 57		Johnny GARNESS					Honda - City Lifting by RS Racing				
IDEAL LAP TIME : 1:31.654		BEST LAP TIME : 1:32.273					DIFFERENCE : 0.619				
LAP	SECTOR 1	SECTOR 2		SECTOR 3		LAP TIME	MPH	DIFF	TIME OF DAY		
1 -	OUTLAP	91.0	30.186	94.5	42.428	97.8				10:08:14.363	
2 -	35.543	95.7	28.487	105.6	38.434	99.2	1:42.464	82.77	10.191	10:09:56.827	
3 -	32.997	96.2	27.570	113.3	37.875	99.1	1:38.442	86.15	6.169	10:11:35.269	
4 -	32.809	97.8	26.808	113.1	37.417	99.5	1:37.034	87.40	4.761	10:13:12.303	
5 -	32.071	97.9	26.373	113.7	37.321	100.3	1:35.765	88.56	3.492	10:14:48.068	
6 -	32.225	98.8	26.649	114.1	36.860	100.9	1:35.734	88.59	3.461	10:16:23.802	
7 -	31.562	99.2	25.895	115.5	36.271	101.0	1:33.728	90.49	1.455	10:17:57.530	
8 -	31.259	99.8	25.913	113.9	35.945	102.2	1:33.117	91.08	0.844	10:19:30.647	
9 -	30.982	100.0	25.593	115.9	35.698	101.9	1:32.273	(1) 91.91		10:21:02.920	
10 -	31.486	99.4	25.339	116.3	36.006	101.5	1:32.831	91.36	0.558	10:22:35.751	
11 -	31.282	99.7	25.617	113.1	36.058	100.4	1:32.957	91.24	0.684	10:24:08.708	
12 -	30.837	98.8	25.883	111.6	36.074	100.1	1:32.794	(3) 91.40	0.521	10:25:41.502	
13 -	32.082	98.3	26.171	112.5	IN PIT		1:33.982	P 90.24	1.709	10:27:15.484	
14 -	OUTLAP	96.4	27.047	110.5	36.757	100.4	5:03.338	27.96	3:31.065	10:32:18.822	
15 -	31.309	98.5	25.969	113.5	35.754	102.4	1:33.032	91.16	0.759	10:33:51.854	
16 -	31.116	97.5	25.920	112.7	35.478	101.5	1:32.514	(2) 91.67	0.241	10:35:24.368	

Weather / Track : Cloudy / Dry

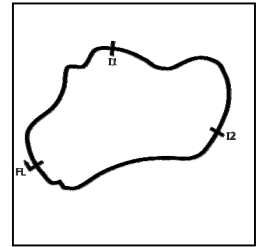
Thruxton
Circuit Length = 2.3560 miles
Start: 10:05 Flag 10:45 End: 10:46

MCRCB BULLETIN TK016

2021 Bennetts British Superbike Championship - Round 4

2021 Honda British Talent Cup

FREE PRACTICE 1 - SECTOR ANALYSIS



SECTOR 1 = FL to I1, SECTOR 2 = I1 to I2, SECTOR 3 = I2 to FL, DIFF = Difference To Personal Best Lap, P = Crossed Finish Line in Pit Lane, D = Time Disallowed

P13 66		Rossi DOBSON					Honda - WM Racing				
IDEAL LAP TIME : 1:32.567		BEST LAP TIME : 1:32.800					DIFFERENCE : 0.233				
LAP	SECTOR 1	SECTOR 2		SECTOR 3		LAP TIME	MPH	DIFF	TIME OF DAY		
1 -	OUTLAP	79.8	32.848	89.7	44.695	87.8				10:07:27.660	
2 -	38.039	87.1	29.783	101.2	42.070	93.0	1:49.892	77.18	17.092	10:09:17.552	
3 -	35.122	89.5	28.675	105.3	41.288	94.7	1:45.085	80.71	12.285	10:11:02.637	
4 -	33.986	92.9	28.675	103.2	40.414	94.9	1:43.075	82.28	10.275	10:12:45.712	
5 -	33.439	93.7	27.549	105.8	39.531	95.3	1:40.519	84.37	7.719	10:14:26.231	
6 -	33.483	93.0	27.778	105.1	IN PIT		1:40.530	P 84.36	7.730	10:16:06.761	
7 -	OUTLAP	90.9	28.236	103.8	38.833	94.9	1:58.588	71.52	25.788	10:18:05.349	
8 -	32.559	93.0	27.258	107.3	38.667	94.7	1:38.484	86.12	5.684	10:19:43.833	
9 -	31.923	94.3	27.026	107.8	37.434	96.4	1:36.383	87.99	3.583	10:21:20.216	
10 -	31.618	93.0	26.481	108.4	37.466	96.4	1:35.565	88.75	2.765	10:22:55.781	
11 -	31.649	93.8	26.376	108.0	37.477	96.6	1:35.502	88.81	2.702	10:24:31.283	
12 -	31.437	94.5	26.280	107.2	36.786	96.6	1:34.503	89.74	1.703	10:26:05.786	
13 -	32.861	87.2	28.832	101.8	IN PIT		1:39.833	P 84.95	7.033	10:27:45.619	
14 -	OUTLAP	75.3	31.477	100.4	38.377	97.2	2:45.718	51.18	1:12.918	10:30:31.337	
15 -	31.481	95.0	26.507	108.4	37.058	96.1	1:35.046	89.23	2.246	10:32:06.383	
16 -	31.114	96.0	25.967	108.4	36.624	97.2	1:33.705 (2)	90.51	0.905	10:33:40.088	
17 -	31.043	96.1	26.384	109.1	37.074	96.8	1:34.501	89.75	1.701	10:35:14.589	
18 -	30.809	95.4	25.955	110.0	36.964	95.4	1:33.728 (3)	90.49	0.928	10:36:48.317	
19 -	30.591	96.0	25.937	108.5	36.272	96.5	1:32.800 (1)	91.39		10:38:21.117	
20 -	30.470	90.8	26.085	106.8	IN PIT		1:31.368	P 92.82		10:39:52.485	
21 -	OUTLAP	97.1	26.120	104.8	36.671	96.8	1:45.786	80.17	12.986	10:41:38.271	

P14 4		Sullivan MOUNSEY					Honda - iForce Lloyd & Jones				
IDEAL LAP TIME : 1:33.084		BEST LAP TIME : 1:33.251					DIFFERENCE : 0.167				
LAP	SECTOR 1	SECTOR 2		SECTOR 3		LAP TIME	MPH	DIFF	TIME OF DAY		
1 -	OUTLAP	89.5	29.671	103.0	41.291	91.3				10:11:11.314	
2 -	34.033	93.7	27.268	108.2	38.870	95.5	1:40.171	84.67	6.920	10:12:51.485	
3 -	33.562	92.6	27.391	107.3	38.462	96.9	1:39.415	85.31	6.164	10:14:30.900	
4 -	33.045	92.5	27.072	108.2	37.969	96.9	1:38.086	86.47	4.835	10:16:08.986	
5 -	32.664	92.9	26.970	107.5	37.836	97.5	1:37.470	87.01	4.219	10:17:46.456	
6 -	32.497	94.3	26.440	109.8	37.799	96.1	1:36.736	87.67	3.485	10:19:23.192	
7 -	32.169	94.1	26.732	107.8	37.615	97.2	1:36.516	87.87	3.265	10:20:59.708	
8 -	31.932	94.9	26.385	107.7	37.287	98.2	1:35.604	88.71	2.353	10:22:35.312	
9 -	32.264	97.1	25.768	111.4	36.687	97.1	1:34.719	89.54	1.468	10:24:10.031	
10 -	32.221	95.7	26.199	107.8	37.098	97.1	1:35.518	88.79	2.267	10:25:45.549	
11 -	32.084	95.3	26.194	109.1	37.168	97.2	1:35.446	88.86	2.195	10:27:20.995	
12 -	31.850	95.3	26.143	107.7	37.408	97.2	1:35.401	88.90	2.150	10:28:56.396	
13 -	31.485	95.5	25.939	107.3	36.922	97.8	1:34.346	89.89	1.095	10:30:30.742	
14 -	31.635	94.3	25.942	108.0	36.894	96.6	1:34.471	89.78	1.220	10:32:05.213	
15 -	31.329	95.7	25.575	108.2	36.886	97.2	1:33.790	90.43	0.539	10:33:39.003	
16 -	31.489	95.4	26.109	108.0	IN PIT		1:37.435	P 87.04	4.184	10:35:16.438	
17 -	OUTLAP	93.7	25.996	106.8	36.597	97.9	2:50.078	49.86	1:16.827	10:38:06.516	
18 -	31.363	96.8	25.457	108.0	36.431	96.4	1:33.251 (1)	90.95		10:39:39.767	
19 -	31.390	95.5	25.542	107.7	36.457	97.3	1:33.389 (2)	90.82	0.138	10:41:13.156	
20 -	31.196	96.6	25.673	107.8	36.740	98.3	1:33.609 (3)	90.60	0.358	10:42:46.765	
21 -	31.255	95.5	26.092	106.5	38.248	96.8	1:35.595	88.72	2.344	10:44:22.360	
22 -	32.881	94.1	26.491	105.8	38.020	96.8	1:37.392	87.08	4.141	10:45:59.752	

Weather / Track : Cloudy / Dry

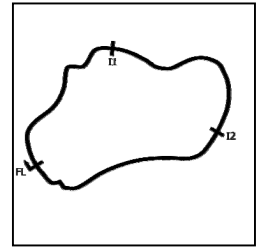
Thruxton
Circuit Length = 2.3560 miles
Start: 10:05 Flag 10:45 End: 10:46

MCRCB BULLETIN TK016

2021 Bennetts British Superbike Championship - Round 4

2021 Honda British Talent Cup

FREE PRACTICE 1 - SECTOR ANALYSIS



SECTOR 1 = FL to I1, SECTOR 2 = I1 to I2, SECTOR 3 = I2 to FL, DIFF = Difference To Personal Best Lap, P = Crossed Finish Line in Pit Lane, D = Time Disallowed

P15 14		Evan PENDRILL					Honda - EPRacing / SP125 Racing			
IDEAL LAP TIME : 1:32.633		BEST LAP TIME : 1:33.306					DIFFERENCE : 0.673			
LAP	SECTOR 1	SECTOR 2		SECTOR 3		LAP TIME	MPH	DIFF	TIME OF DAY	
1 -	OUTLAP	84.8	32.006	92.1	43.844	92.5			10:08:33.697	
2 -	34.930	89.1	28.280	103.0	41.351	94.2	1:44.561	81.11	11.255	10:10:18.258
3 -	34.357	89.2	28.404	102.7	40.097	94.3	1:42.858	82.45	9.552	10:12:01.116
4 -	32.808	91.8	26.474	106.3	38.456	94.6	1:37.738	86.77	4.432	10:13:38.854
5 -	32.423	88.7	26.574	102.9	38.515	94.6	1:37.512	86.98	4.206	10:15:16.366
6 -	32.890	90.1	27.062	104.2	38.656	94.2	1:38.608	86.01	5.302	10:16:54.974
7 -	32.367	91.3	26.652	104.8	38.695	95.3	1:37.714	86.80	4.408	10:18:32.688
8 -	31.673	91.1	26.332	105.0	38.701	93.4	1:36.706	87.70	3.400	10:20:09.394
9 -	31.796	89.7	26.282	106.5	38.439	93.5	1:36.517	87.87	3.211	10:21:45.911
10 -	32.981	91.0	26.817	104.2	37.916	94.6	1:37.714	86.80	4.408	10:23:23.625
11 -	31.352	92.0	26.164	103.2	38.044	94.9	1:35.560	88.75	2.254	10:24:59.185
12 -	31.190	92.3	26.127	104.8	37.803	94.7	1:35.120	89.16	1.814	10:26:34.305
13 -	31.575	91.3	25.778	108.9	36.972	94.3	1:34.325	89.91	1.019	10:28:08.630
14 -	30.742	93.7	25.875	104.5	37.035	94.5	1:33.652 (3)	90.56	0.346	10:29:42.282
15 -	30.680	92.5	25.635	103.7	37.107	95.3	1:33.422 (2)	90.78	0.116	10:31:15.704
16 -	30.636	92.3	26.061	103.8	37.109	94.7	1:33.806	90.41	0.500	10:32:49.510
17 -	30.796	91.9	25.957	103.2	37.406	94.9	1:34.159	90.07	0.853	10:34:23.669
18 -	30.829	92.5	25.970	108.0	36.917	94.2	1:33.716	90.50	0.410	10:35:57.385
19 -	30.779	92.3	25.552	106.1	36.975	95.1	1:33.306 (1)	90.90		10:37:30.691
20 -	31.097	93.5	25.080	107.3	37.626	93.4	1:33.803	90.41	0.497	10:39:04.494
21 -	31.144	91.9	25.636	105.0	36.939	95.5	1:33.719	90.50	0.413	10:40:38.213
22 -	31.117	92.3	25.784	105.5	37.741	92.9	1:34.642	89.61	1.336	10:42:12.855
23 -	31.381	91.9	26.182	102.7	37.837	94.1	1:35.400	88.90	2.094	10:43:48.255
24 -	30.938	91.4	25.203	105.3	37.516	94.5	1:33.657	90.56	0.351	10:45:21.912

P16 21		Troy JEFFREY					Honda - Stiggymotorsport			
IDEAL LAP TIME : 1:33.036		BEST LAP TIME : 1:33.578					DIFFERENCE : 0.542			
LAP	SECTOR 1	SECTOR 2		SECTOR 3		LAP TIME	MPH	DIFF	TIME OF DAY	
1 -	OUTLAP	87.9	30.293	98.5	43.026	95.7			10:07:34.264	
2 -	35.408	92.1	28.705	104.3	40.780	96.9	1:44.893	80.85	11.315	10:09:19.157
3 -	34.622	93.8	27.654	103.5	40.049	97.6	1:42.325	82.88	8.747	10:11:01.482
4 -	33.229	92.8	27.201	105.6	39.381	97.8	1:39.811	84.97	6.233	10:12:41.293
5 -	33.186	95.1	27.391	104.8	40.062	97.6	1:40.639	84.27	7.061	10:14:21.932
6 -	32.648	95.3	27.229	103.7	39.042	98.3	1:38.919	85.74	5.341	10:16:00.851
7 -	32.460	94.9	27.125	106.8	38.006	98.6	1:37.591	86.90	4.013	10:17:38.442
8 -	32.325	95.5	26.833	105.5	38.356	96.9	1:37.514	86.97	3.936	10:19:15.956
9 -	31.919	94.1	26.664	107.7	37.848	97.9	1:36.431	87.95	2.853	10:20:52.387
10 -	32.551	96.1	26.568	106.0	38.065	99.7	1:37.184	87.27	3.606	10:22:29.571
11 -	32.144	95.3	26.422	108.2	38.123	98.6	1:36.689	87.72	3.111	10:24:06.260
12 -	31.978	95.0	26.603	107.8	37.479	99.2	1:36.060	88.29	2.482	10:25:42.320
13 -	31.538	96.8	26.368	108.5	37.338	99.2	1:35.244	89.05	1.666	10:27:17.564
14 -	31.506	94.7	26.154	107.2	37.686	98.5	1:35.346	88.95	1.768	10:28:52.910
15 -	31.813	95.8	26.248	106.1	38.112	98.3	1:36.173	88.19	2.595	10:30:29.083
16 -	31.481	94.6	26.420	107.5	36.643	99.8	1:34.544	89.71	0.966	10:32:03.627
17 -	31.224	96.6	25.876	108.0	36.851	98.9	1:33.951 (2)	90.27	0.373	10:33:37.578
18 -	31.499	96.2	25.635	109.8	36.444	100.3	1:33.578 (1)	90.63		10:35:11.156
19 -	30.957	95.0	26.081	105.6	36.929	99.5	1:33.967 (3)	90.26	0.389	10:36:45.123
20 -	32.416	93.2	28.242	107.5	IN PIT		1:40.888 P	84.06	7.310	10:38:26.011
21 -	OUTLAP	70.6	27.597	105.6	37.370	97.6	2:35.857	54.41	1:02.279	10:41:01.868
22 -	31.026	96.1	25.831	106.0	IN PIT		1:38.260 P	86.31	4.682	10:42:40.128

Weather / Track : Cloudy / Dry

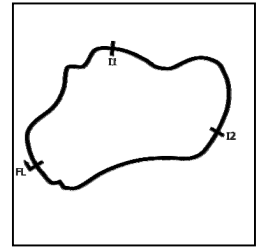
Thruxton
Circuit Length = 2.3560 miles
Start: 10:05 Flag 10:45 End: 10:46

MCRCB BULLETIN TK016

2021 Bennetts British Superbike Championship - Round 4

2021 Honda British Talent Cup

FREE PRACTICE 1 - SECTOR ANALYSIS



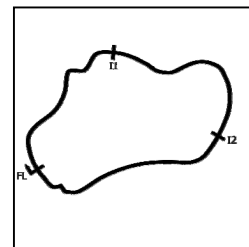
SECTOR 1 = FL to I1, SECTOR 2 = I1 to I2, SECTOR 3 = I2 to FL, DIFF = Difference To Personal Best Lap, P = Crossed Finish Line in Pit Lane, D = Time Disallowed

P17 23		Rhys STEPHENSON					Honda - Rocket Racing				
IDEAL LAP TIME : 1:32.998		BEST LAP TIME : 1:33.864					DIFFERENCE : 0.866				
LAP	SECTOR 1	SECTOR 2		SECTOR 3		LAP TIME	MPH	DIFF	TIME OF DAY		
1 -	OUTLAP	89.4	29.857	96.4	41.423	92.5				10:07:00.259	
2 -	34.339	92.6	27.804	102.4	40.137	93.7	1:42.280	82.92	8.416	10:08:42.539	
3 -	33.800	93.7	27.723	104.8	41.005	94.5	1:42.528	82.72	8.664	10:10:25.067	
4 -	33.252	94.1	26.752	108.5	38.531	95.7	1:38.535	86.07	4.671	10:12:03.602	
5 -	32.890	93.2	26.598	107.8	38.308	95.8	1:37.796	86.72	3.932	10:13:41.398	
6 -	34.834	93.0	27.062	103.2	38.494	94.6	1:40.390	84.48	6.526	10:15:21.788	
7 -	32.290	94.6	26.631	107.2	38.621	94.7	1:37.542	86.95	3.678	10:16:59.330	
8 -	32.779	95.8	26.431	106.6	38.789	94.9	1:37.999	86.54	4.135	10:18:37.329	
9 -	32.763	92.0	27.445	102.6	IN PIT		1:43.015	P 82.33	9.151	10:20:20.344	
10 -	OUTLAP	93.3	26.163	105.5	38.080	94.2	2:41.891	52.39	1:08.027	10:23:02.235	
11 -	31.956	94.9	26.033	106.6	38.586	95.3	1:36.575	87.82	2.711	10:24:38.810	
12 -	31.748	94.1	26.182	106.0	38.365	95.4	1:36.295	88.07	2.431	10:26:15.105	
13 -	31.701	94.5	26.287	107.7	37.203	95.4	1:35.191	89.10	1.327	10:27:50.296	
14 -	32.085	95.5	26.185	104.6	37.650	94.3	1:35.920	88.42	2.056	10:29:26.216	
15 -	31.486	95.4	26.612	98.8	37.767	95.1	1:35.865	88.47	2.001	10:31:02.081	
16 -	31.333	95.5	26.002	106.1	37.620	95.0	1:34.955	89.32	1.091	10:32:37.036	
17 -	31.464	94.9	26.353	102.1	38.595	94.9	1:36.412	87.97	2.548	10:34:13.448	
18 -	32.025	94.6	26.164	108.2	36.396	96.9	1:34.585	89.67	0.721	10:35:48.033	
19 -	31.660	95.5	26.177	104.6	37.184	96.1	1:35.021	89.26	1.157	10:37:23.054	
20 -	30.971	96.2	26.153	109.4	37.290	93.5	1:34.414	89.83	0.550	10:38:57.468	
21 -	31.289	95.0	26.030	107.2	36.545	96.1	1:33.864 (1)	90.36		10:40:31.332	
22 -	30.804	96.6	25.798	106.1	37.583	95.5	1:34.185	90.05	0.321	10:42:05.517	
23 -	30.822	96.5	26.013	104.8	37.277	95.5	1:34.112	(3) 90.12	0.248	10:43:39.629	
24 -	30.933	96.0	26.018	105.0	37.001	95.8	1:33.952	(2) 90.27	0.088	10:45:13.581	

P18 44		Lucas HILL					Honda - Ashcourt Racing				
IDEAL LAP TIME : 1:33.596		BEST LAP TIME : 1:33.992					DIFFERENCE : 0.396				
LAP	SECTOR 1	SECTOR 2		SECTOR 3		LAP TIME	MPH	DIFF	TIME OF DAY		
1 -	OUTLAP	77.6	35.353	86.3	47.954	87.0				10:08:12.765	
2 -	37.964	89.2	30.498	96.4	44.738	91.6	1:53.200	74.92	19.208	10:10:05.965	
3 -	37.122	88.6	30.604	95.4	44.413	90.9	1:52.139	75.63	18.147	10:11:58.104	
4 -	35.527	89.1	29.508	98.5	41.744	91.8	1:46.779	79.43	12.787	10:13:44.883	
5 -	34.572	88.3	29.426	98.9	41.431	93.0	1:45.429	80.44	11.437	10:15:30.312	
6 -	33.697	91.4	28.452	99.4	40.670	93.2	1:42.819	82.49	8.827	10:17:13.131	
7 -	33.372	91.9	27.293	104.2	40.241	92.8	1:40.906	84.05	6.914	10:18:54.037	
8 -	32.742	92.5	27.144	103.7	38.416	93.4	1:38.302	86.28	4.310	10:20:32.339	
9 -	32.016	92.3	26.518	104.0	38.914	92.8	1:37.448	87.03	3.456	10:22:09.787	
10 -	32.111	93.4	26.567	103.2	38.491	93.3	1:37.169	87.28	3.177	10:23:46.956	
11 -	31.808	92.6	26.810	101.5	38.971	93.4	1:37.589	86.91	3.597	10:25:24.545	
12 -	32.019	90.4	27.104	102.1	IN PIT		1:36.404	P 87.97	2.412	10:27:00.949	
13 -	OUTLAP	88.7	26.782	101.8	38.746	93.4	2:30.026	56.53	56.034	10:29:30.975	
14 -	31.346	93.0	26.585	101.9	38.545	94.5	1:36.476	87.91	2.484	10:31:07.451	
15 -	31.527	90.6	26.806	102.4	38.422	88.7	1:36.755	87.66	2.763	10:32:44.206	
16 -	31.188	93.5	26.742	100.4	37.636	96.2	1:35.566	88.75	1.574	10:34:19.772	
17 -	31.537	94.1	26.050	105.8	36.911	94.6	1:34.498	(3) 89.75	0.506	10:35:54.270	
18 -	31.206	93.2	26.125	104.8	37.177	94.7	1:34.508	89.74	0.516	10:37:28.778	
19 -	30.771	94.2	26.445	102.9	36.963	94.6	1:34.179	(2) 90.05	0.187	10:39:02.957	
20 -	31.167	92.4	25.980	105.1	36.845	92.5	1:33.992 (1)	90.23		10:40:36.949	
21 -	32.222	91.1	26.102	101.2	IN PIT		1:36.799	P 87.62	2.807	10:42:13.748	
22 -	OUTLAP	91.9	26.885	100.4	39.898	93.2	2:22.518	59.51	48.526	10:44:36.266	
23 -	31.411	92.5	26.126	103.2	38.547	94.3	1:36.084	88.27	2.092	10:46:12.350	

Weather / Track : Cloudy / Dry

Thruxton
Circuit Length = 2.3560 miles
Start: 10:05 Flag 10:45 End: 10:46



SECTOR 1 = FL to I1, SECTOR 2 = I1 to I2, SECTOR 3 = I2 to FL, DIFF = Difference To Personal Best Lap, P = Crossed Finish Line in Pit Lane, D = Time Disallowed

P19 79		Harley McCABE					Honda - MLav VisionTrack Academy			
IDEAL LAP TIME : 1:34.311		BEST LAP TIME : 1:34.324			DIFFERENCE : 0.013					
LAP	SECTOR 1	SECTOR 2		SECTOR 3		LAP TIME	MPH	DIFF	TIME OF DAY	
1 -	OUTLAP	89.7	30.607	96.2	42.705	94.5			10:07:37.163	
2 -	36.371	90.3	29.835	103.2	40.757	95.7	1:46.963	79.29	12.639	10:09:24.126
3 -	35.914	91.6	29.260	103.7	39.921	94.7	1:45.095	80.70	10.771	10:11:09.221
4 -	34.987	92.8	28.127	104.5	38.814	96.5	1:41.928	83.21	7.604	10:12:51.149
5 -	34.309	93.7	27.678	107.7	38.865	95.1	1:40.852	84.09	6.528	10:14:32.001
6 -	33.815	93.9	27.237	104.6	38.164	97.8	1:39.216	85.48	4.892	10:16:11.217
7 -	34.080	93.0	27.619	106.0	38.144	97.8	1:39.843	84.94	5.519	10:17:51.060
8 -	33.870	94.1	28.362	98.6	38.512	99.1	1:40.744	84.18	6.420	10:19:31.804
9 -	32.993	94.6	27.144	107.3	37.886	97.8	1:38.023	86.52	3.699	10:21:09.827
10 -	33.484	93.5	26.904	107.0	37.751	97.2	1:38.139	86.42	3.815	10:22:47.966
11 -	33.728	93.5	26.736	108.7	38.095	96.5	1:38.559	86.05	4.235	10:24:26.525
12 -	33.264	94.6	27.029	107.0	37.760	97.8	1:38.053	86.50	3.729	10:26:04.578
13 -	32.805	95.0	26.932	108.4	37.340	95.8	1:37.077	87.36	2.753	10:27:41.655
14 -	33.374	94.1	26.444	110.0	36.911	97.3	1:36.729	87.68	2.405	10:29:18.384
15 -	33.010	94.7	26.867	106.5	IN PIT		1:36.750	P 87.66	2.426	10:30:55.134
16 -	OUTLAP	92.6	27.597	107.5	37.956	98.9	5:04.592	27.84	3:30.268	10:35:59.726
17 -	33.410	94.3	27.406	107.2	37.994	95.8	1:38.810	85.83	4.486	10:37:38.536
18 -	33.016	94.5	26.859	108.5	37.291	98.5	1:37.166	87.28	2.842	10:39:15.702
19 -	32.831	95.1	26.746	107.7	36.347	97.8	1:35.924	88.42	1.600	10:40:51.626
20 -	32.166	96.6	26.291	109.8	36.908	98.3	1:35.365 (3)	88.93	1.041	10:42:26.991
21 -	31.940	96.8	26.221	108.0	36.852	98.6	1:35.013 (2)	89.26	0.689	10:44:02.004
22 -	31.878	96.8	26.086	111.1	36.360	99.5	1:34.324 (1)	89.91		10:45:36.328

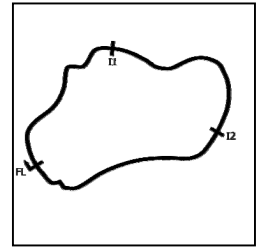
P20 12		Josh BANNISTER					Honda - Dunsley Heat Racing			
IDEAL LAP TIME : 1:33.875		BEST LAP TIME : 1:34.327			DIFFERENCE : 0.452					
LAP	SECTOR 1	SECTOR 2		SECTOR 3		LAP TIME	MPH	DIFF	TIME OF DAY	
1 -	OUTLAP	79.4	34.291	86.3	46.477	78.3			10:07:06.689	
2 -	35.829	88.8	30.423	88.7	41.749	90.6	1:48.001	78.53	13.674	10:08:54.690
3 -	34.291	87.7	28.678	101.3	40.041	92.9	1:43.010	82.33	8.683	10:10:37.700
4 -	34.080	89.9	28.161	105.5	39.758	91.0	1:41.999	83.15	7.672	10:12:19.699
5 -	33.322	89.4	27.698	104.2	38.832	93.0	1:39.852	84.94	5.525	10:13:59.551
6 -	33.100	91.1	27.577	105.1	38.395	93.3	1:39.072	85.61	4.745	10:15:38.623
7 -	32.983	92.8	26.840	105.5	38.378	93.8	1:38.201	86.36	3.874	10:17:16.824
8 -	32.806	91.5	27.195	106.8	39.392	84.9	1:39.393	85.33	5.066	10:18:56.217
9 -	32.998	91.3	27.162	104.8	38.022	93.3	1:38.182	86.38	3.855	10:20:34.399
10 -	32.738	92.0	27.109	104.5	38.643	93.2	1:38.490	86.11	4.163	10:22:12.889
11 -	31.869	92.5	26.414	106.5	37.233	94.2	1:35.516 (3)	88.79	1.189	10:23:48.405
12 -	31.636	92.4	26.358	105.0	38.648	93.0	1:36.642	87.76	2.315	10:25:25.047
13 -	32.449	91.3	26.815	104.8	38.196	94.6	1:37.460	87.02	3.133	10:27:02.507
14 -	32.368	93.4	26.334	104.5	39.284	88.7	1:37.986	86.55	3.659	10:28:40.493
15 -	33.290	92.0	26.584	106.1	IN PIT		1:37.621	P 86.88	3.294	10:30:18.114
16 -	OUTLAP	89.2	26.723	101.9	37.982	94.1	2:58.968	47.39	1:24.641	10:33:17.082
17 -	32.033	92.9	26.413	104.6	37.730	94.2	1:36.176	88.18	1.849	10:34:53.258
18 -	31.996	92.1	26.923	102.9	37.093	94.9	1:36.012	88.33	1.685	10:36:29.270
19 -	31.651	93.3	25.643	107.3	37.033	93.9	1:34.327 (1)	89.91		10:38:03.597
20 -	31.627	93.9	26.265	105.8	38.454	92.3	1:36.346	88.03	2.019	10:39:39.943
21 -	31.632	93.9	25.799	106.6	37.128	95.3	1:34.559 (2)	89.69	0.232	10:41:14.502
22 -	31.199	93.0	26.207	102.9	38.836	92.1	1:36.242	88.12	1.915	10:42:50.744
23 -	32.005	91.9	27.522	99.1	39.509	90.9	1:39.036	85.64	4.709	10:44:29.780
24 -	32.134	92.6	26.404	104.5	38.597	92.8	1:37.135	87.31	2.808	10:46:06.915

MCRCB BULLETIN TK016

2021 Bennetts British Superbike Championship - Round 4

2021 Honda British Talent Cup

FREE PRACTICE 1 - SECTOR ANALYSIS



SECTOR 1 = FL to I1, SECTOR 2 = I1 to I2, SECTOR 3 = I2 to FL, DIFF = Difference To Personal Best Lap, P = Crossed Finish Line in Pit Lane, D = Time Disallowed

P21 53		Kiyano VEIJER					Honda - Microlise Cresswell Racing				
IDEAL LAP TIME : 1:33.905		BEST LAP TIME : 1:34.415					DIFFERENCE : 0.510				
LAP	SECTOR 1	SECTOR 2		SECTOR 3		LAP TIME	MPH	DIFF	TIME OF DAY		
1 -	OUTLAP	76.4	35.327	90.5	44.085	93.9				10:09:51.648	
2 -	37.579	89.7	30.254	100.3	42.621	94.5	1:50.454	76.78	16.039	10:11:42.102	
3 -	36.809	87.9	29.498	103.4	41.590	95.5	1:47.897	78.60	13.482	10:13:29.999	
4 -	36.194	90.9	29.227	104.8	40.611	96.4	1:46.032	79.99	11.617	10:15:16.031	
5 -	35.002	91.3	28.001	104.8	40.199	96.1	1:43.202	82.18	8.787	10:16:59.233	
6 -	34.562	91.8	27.576	108.2	39.652	97.1	1:41.790	83.32	7.375	10:18:41.023	
7 -	34.011	93.2	27.087	108.0	39.317	96.5	1:40.415	84.46	6.000	10:20:21.438	
8 -	33.453	94.2	27.205	108.9	38.724	97.5	1:39.382	85.34	4.967	10:22:00.820	
9 -	33.327	93.0	26.654	106.1	38.014	97.6	1:37.995	86.55	3.580	10:23:38.815	
10 -	33.349	93.0	28.651	107.5	37.952	97.3	1:39.952	84.85	5.537	10:25:18.767	
11 -	33.235	94.5	28.023	103.7	IN PIT		1:39.450	P 85.28	5.035	10:26:58.217	
12 -	OUTLAP	91.1	27.585	107.5	38.924	96.6	6:23.898	22.09	4:49.483	10:33:22.115	
13 -	32.720	93.2	26.847	108.5	38.258	98.8	1:37.825	86.70	3.410	10:34:59.940	
14 -	31.998	96.2	26.311	106.3	37.510	98.2	1:35.819	88.51	1.404	10:36:35.759	
15 -	31.934	97.1	25.919	109.4	36.897	98.2	1:34.750	(3) 89.51	0.335	10:38:10.509	
16 -	31.202	96.9	25.806	108.2	37.407	97.8	1:34.415	(1) 89.83		10:39:44.924	
17 -	31.323	96.9	25.987	106.3	37.424	96.9	1:34.734	(2) 89.53	0.319	10:41:19.658	
18 -	33.801	93.0	27.863	98.5	IN PIT		1:40.027	P 84.79	5.612	10:42:59.685	
19 -	OUTLAP	92.4	27.379	103.0	39.402	95.5	3:05.880	45.62	1:31.465	10:46:05.565	

P22 8		Ross MOORE					Honda - B Moore Honda				
IDEAL LAP TIME : 1:33.941		BEST LAP TIME : 1:34.457					DIFFERENCE : 0.516				
LAP	SECTOR 1	SECTOR 2		SECTOR 3		LAP TIME	MPH	DIFF	TIME OF DAY		
1 -	OUTLAP	90.6	29.492	86.8	43.319	93.3				10:07:00.822	
2 -	34.511	94.2	27.346	98.6	41.896	94.1	1:43.753	81.74	9.296	10:08:44.575	
3 -	32.869	95.5	26.836	108.2	41.098	95.1	1:40.803	84.14	6.346	10:10:25.378	
4 -	33.745	94.9	26.676	102.9	41.077	93.9	1:41.498	83.56	7.041	10:12:06.876	
5 -	33.328	95.4	26.963	108.2	39.796	92.4	1:40.087	84.74	5.630	10:13:46.963	
6 -	33.612	93.3	28.225	103.2	38.909	95.7	1:40.746	84.18	6.289	10:15:27.709	
7 -	34.061	94.1	27.558	107.0	39.010	95.3	1:40.629	84.28	6.172	10:17:08.338	
8 -	33.735	95.1	26.190	97.5	39.007	95.7	1:38.932	85.73	4.475	10:18:47.270	
9 -	33.117	93.7	26.055	110.0	39.208	95.7	1:38.380	86.21	3.923	10:20:25.650	
10 -	32.510	94.7	25.708	111.1	38.199	95.3	1:36.417	87.96	1.960	10:22:02.067	
11 -	33.184	90.5	25.934	102.6	38.487	95.7	1:37.605	86.89	3.148	10:23:39.672	
12 -	32.561	93.4	27.098	108.0	38.571	95.7	1:38.230	86.34	3.773	10:25:17.902	
13 -	31.882	96.5	25.916	107.3	38.716	94.6	1:36.514	87.87	2.057	10:26:54.416	
14 -	32.122	95.0	26.116	103.8	38.522	95.0	1:36.760	87.65	2.303	10:28:31.176	
15 -	31.843	92.8	25.454	110.9	37.205	95.0	1:34.502	(2) 89.75	0.045	10:30:05.678	
16 -	32.007	95.7	25.183	109.4	37.721	95.8	1:34.911	89.36	0.454	10:31:40.589	
17 -	32.968	92.6	26.862	104.0	38.132	96.2	1:37.962	86.58	3.505	10:33:18.551	
18 -	31.823	92.9	25.739	110.1	37.539	96.6	1:35.101	89.18	0.644	10:34:53.652	
19 -	31.877	95.3	25.607	109.2	37.174	95.4	1:34.658	(3) 89.60	0.201	10:36:28.310	
20 -	31.584	96.1	25.211	109.6	37.662	95.5	1:34.457	(1) 89.79		10:38:02.767	
21 -	31.911	93.9	26.008	108.0	IN PIT		1:35.615	P 88.70	1.158	10:39:38.382	
22 -	OUTLAP	93.7	25.893	107.3	41.927	72.2	4:01.619	35.10	2:27.162	10:43:40.001	
23 -	48.498	80.3	27.268	107.5	38.381	94.7	1:54.147	74.30	19.690	10:45:34.148	

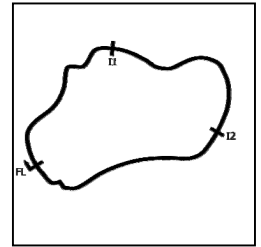
Weather / Track : Cloudy / Dry

Thruxton
Circuit Length = 2.3560 miles
Start: 10:05 Flag 10:45 End: 10:46

2021 Bennetts British Superbike Championship - Round 4

2021 Honda British Talent Cup

FREE PRACTICE 1 - SECTOR ANALYSIS



SECTOR 1 = FL to I1, SECTOR 2 = I1 to I2, SECTOR 3 = I2 to FL, DIFF = Difference To Personal Best Lap, P = Crossed Finish Line in Pit Lane, D = Time Disallowed

P23 9		Bailey STUART-CAMPBELL					Honda - Team 151s			
IDEAL LAP TIME : 1:34.736		BEST LAP TIME : 1:34.875			DIFFERENCE : 0.139					
LAP	SECTOR 1	SECTOR 2		SECTOR 3		LAP TIME	MPH	DIFF	TIME OF DAY	
1 -	OUTLAP	85.7	31.203	104.2	45.482	93.0			10:08:20.920	
2 -	39.507	89.0	30.288	104.2	43.688	95.0	1:53.483	74.73	18.608	10:10:14.403
3 -	37.941	91.5	29.568	107.2	41.074	96.5	1:48.583	78.11	13.708	10:12:02.986
4 -	35.024	93.5	27.862	109.1	39.765	96.1	1:42.651	82.62	7.776	10:13:45.637
5 -	34.700	94.6	28.023	107.2	38.852	96.0	1:41.575	83.50	6.700	10:15:27.212
6 -	34.429	94.3	27.308	108.5	38.331	96.8	1:40.068	84.75	5.193	10:17:07.280
7 -	33.653	95.0	26.923	109.4	38.675	96.4	1:39.251	85.45	4.376	10:18:46.531
8 -	33.009	97.3	25.966	111.1	37.299	98.1	1:36.274 (3)	88.09	1.399	10:20:22.805
9 -	33.146	96.5	26.221	111.4	37.967	98.1	1:37.334	87.13	2.459	10:22:00.139
10 -	32.818	95.8	25.893	109.1	37.174	97.8	1:35.885 (2)	88.45	1.010	10:23:36.024
11 -	32.009	97.6	25.899	109.1	36.967	98.1	1:34.875 (1)	89.39		10:25:10.899

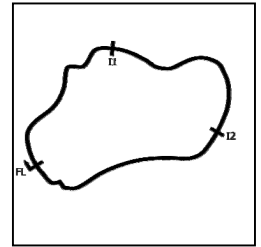
P24 61		Harrison MACKAY					Honda - True Heros Racing / Super Soco			
IDEAL LAP TIME : 1:34.470		BEST LAP TIME : 1:34.922			DIFFERENCE : 0.452					
LAP	SECTOR 1	SECTOR 2		SECTOR 3		LAP TIME	MPH	DIFF	TIME OF DAY	
1 -	OUTLAP	87.0	30.323	106.5	IN PIT				10:08:44.707	
2 -	OUTLAP	91.5	29.117	108.7	IN PIT				10:11:06.004	
3 -	OUTLAP	90.1	28.840	107.2	40.767	93.5	3:08.467	45.00	1:33.545	10:14:14.471
4 -	35.171	92.1	27.592	107.8	39.809	97.3	1:42.572	82.68	7.650	10:15:57.043
5 -	34.484	92.9	27.985	107.2	40.035	95.8	1:42.504	82.74	7.582	10:17:39.547
6 -	33.963	92.4	27.507	107.7	39.803	94.6	1:41.273	83.74	6.351	10:19:20.820
7 -	33.722	93.5	27.537	107.0	39.558	91.3	1:40.817	84.12	5.895	10:21:01.637
8 -	34.644	93.3	26.962	108.4	39.063	97.2	1:40.669	84.25	5.747	10:22:42.306
9 -	33.444	93.5	26.903	108.5	39.315	93.8	1:39.662	85.10	4.740	10:24:21.968
10 -	33.323	93.8	26.880	108.4	39.213	97.2	1:39.416	85.31	4.494	10:26:01.384
11 -	34.387	89.2	27.212	108.4	IN PIT		1:39.693	P	4.771	10:27:41.077
12 -	OUTLAP	90.8	28.228	105.5	40.005	96.4	5:53.021	24.02	4:18.099	10:33:34.098
13 -	33.447	93.7	26.901	109.4	37.810	98.6	1:38.158	86.40	3.236	10:35:12.256
14 -	32.267	90.1	26.128	107.2	38.073	97.3	1:36.468	87.92	1.546	10:36:48.724
15 -	32.034	95.8	25.852	110.5	37.273	97.3	1:35.159 (3)	89.13	0.237	10:38:23.883
16 -	31.867	92.9	25.965	108.7	37.110	98.3	1:34.942 (2)	89.33	0.020	10:39:58.825
17 -	31.846	95.7	25.528	107.3	37.548	98.2	1:34.922 (1)	89.35		10:41:33.747
18 -	31.832	93.7	25.919	107.8	37.632	98.2	1:35.383	88.92	0.461	10:43:09.130
19 -	32.369	94.6	25.622	110.1	38.222	96.9	1:36.213	88.15	1.291	10:44:45.343
20 -	32.487	96.4	25.668	109.2	37.787	98.5	1:35.942	88.40	1.020	10:46:21.285

MCRCB BULLETIN TK016

2021 Bennetts British Superbike Championship - Round 4

2021 Honda British Talent Cup

FREE PRACTICE 1 - SECTOR ANALYSIS



SECTOR 1 = FL to I1, SECTOR 2 = I1 to I2, SECTOR 3 = I2 to FL, DIFF = Difference To Personal Best Lap, P = Crossed Finish Line in Pit Lane, D = Time Disallowed

P25 2 Rhys COATES		Honda - Ernie Coates Race Support / SP125 Racing								
IDEAL LAP TIME : 1:35.182		BEST LAP TIME : 1:35.309			DIFFERENCE : 0.127					
LAP	SECTOR 1	SECTOR 2		SECTOR 3		LAP TIME	MPH	DIFF	TIME OF DAY	
1 -	OUTLAP	89.5	29.763	98.8	43.737	93.0				10:10:02.105
2 -	34.472	90.1	28.684	105.0	42.182	92.6	1:45.338	80.51	10.029	10:11:47.443
3 -	34.374	91.3	27.860	107.2	41.180	93.9	1:43.414	82.01	8.105	10:13:30.857
4 -	35.311	90.9	28.473	105.0	40.297	94.6	1:44.081	81.49	8.772	10:15:14.938
5 -	34.109	90.5	28.097	104.8	39.645	94.9	1:41.851	83.27	6.542	10:16:56.789
6 -	32.312	92.5	26.636	107.0	39.588	94.5	1:38.536	86.07	3.227	10:18:35.325
7 -	32.415	91.9	27.042	105.8	39.921	95.3	1:39.378	85.34	4.069	10:20:14.703
8 -	33.077	92.0	26.872	106.8	39.305	94.6	1:39.254	85.45	3.945	10:21:53.957
9 -	32.916	90.8	26.598	105.6	39.797	94.3	1:39.311	85.40	4.002	10:23:33.268
10 -	32.451	92.5	26.992	104.5	39.435	94.2	1:38.878	85.77	3.569	10:25:12.146
11 -	31.838	93.5	25.937	108.4	38.088	95.1	1:35.863 (2)	88.47	0.554	10:26:48.009
12 -	31.719	91.4	26.696	107.3	38.481	94.6	1:36.896	87.53	1.587	10:28:24.905
13 -	31.738	94.1	26.194	107.5	38.446	94.6	1:36.378 (3)	88.00	1.069	10:30:01.283
14 -	32.466	90.9	26.463	103.4	39.620	95.1	1:38.549	86.06	3.240	10:31:39.832
15 -	33.314	89.5	26.545	103.7	38.572	95.3	1:38.431	86.16	3.122	10:33:18.263
16 -	32.026	92.3	26.362	105.0	39.260	91.6	1:37.648	86.85	2.339	10:34:55.911
17 -	31.846	92.1	25.675	105.8	37.788	95.0	1:35.309 (1)	88.99		10:36:31.220
18 -	31.783	91.9	26.330	106.0	38.285	95.1	1:36.398	87.98	1.089	10:38:07.618
19 -	36.577	90.4	26.509	103.2	IN PIT		1:41.753 P	83.35	6.444	10:39:49.371
20 -	OUTLAP	90.9	27.066	102.7	39.348	92.8	4:01.271	35.15	2:25.962	10:43:50.642
21 -	32.784	89.5	26.744	105.6	39.330	93.8	1:38.858	85.79	3.549	10:45:29.500

P26 69 Eli BANISH		Honda - Team Thorneycroft Racing								
IDEAL LAP TIME : 1:34.526		BEST LAP TIME : 1:35.580			DIFFERENCE : 1.054					
LAP	SECTOR 1	SECTOR 2		SECTOR 3		LAP TIME	MPH	DIFF	TIME OF DAY	
1 -	OUTLAP	84.0	33.282	86.5	46.531	88.1				10:08:34.560
2 -	36.964	87.8	29.906	97.9	44.042	87.7	1:50.912	76.47	15.332	10:10:25.472
3 -	35.910	89.8	28.505	103.0	42.021	88.5	1:46.436	79.68	10.856	10:12:11.908
4 -	35.036	91.3	29.359	101.3	40.955	92.1	1:45.350	80.50	9.770	10:13:57.258
5 -	34.176	90.5	27.670	102.2	40.617	93.5	1:42.463	82.77	6.883	10:15:39.721
6 -	33.792	90.8	27.517	104.5	39.873	90.6	1:41.182	83.82	5.602	10:17:20.903
7 -	34.417	91.8	27.677	101.5	IN PIT		1:41.081 P	83.90	5.501	10:19:01.984
8 -	OUTLAP	92.5	26.622	107.2	39.410	92.3	2:22.307	59.60	46.727	10:21:24.291
9 -	33.090	91.8	26.535	105.6	39.273	93.2	1:38.898	85.76	3.318	10:23:03.189
10 -	32.858	92.5	26.476	106.5	39.094	92.9	1:38.428	86.17	2.848	10:24:41.617
11 -	33.090	94.5	26.355	106.1	38.428	93.5	1:37.873	86.65	2.293	10:26:19.490
12 -	32.466	90.9	26.435	106.1	38.617	92.8	1:37.518	86.97	1.938	10:27:57.008
13 -	32.164	93.8	26.054	105.6	38.469	94.1	1:36.687	87.72	1.107	10:29:33.695
14 -	31.656	94.7	25.627	106.5	38.297	93.9	1:35.580 (1)	88.73		10:31:09.275
15 -	31.826	94.2	25.627	107.2	38.140	94.1	1:35.593 (2)	88.72	0.013	10:32:44.868
16 -	32.929	93.8	25.772	105.0	38.071	94.1	1:36.772	87.64	1.192	10:34:21.640
17 -	32.630	92.4	26.281	103.7	38.350	93.3	1:37.261	87.20	1.681	10:35:58.901
18 -	32.620	93.0	26.354	104.8	IN PIT		1:37.028 P	87.41	1.448	10:37:35.929
19 -	OUTLAP	91.3	26.209	105.3	37.925	94.1	3:10.693	44.47	1:35.113	10:40:46.622
20 -	32.363	93.4	25.910	103.8	38.131	91.4	1:36.404	87.97	0.824	10:42:23.026
21 -	31.770	93.8	26.429	102.7	38.605	94.2	1:36.804	87.61	1.224	10:43:59.830
22 -	32.946	93.9	25.722	108.2	37.243	94.2	1:35.911 (3)	88.43	0.331	10:45:35.741

Weather / Track : Cloudy / Dry

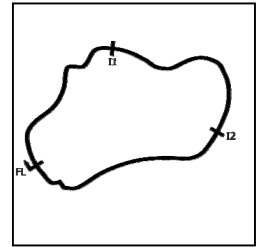
Thruxton
Circuit Length = 2.3560 miles
Start: 10:05 Flag 10:45 End: 10:46

MCRCB BULLETIN TK016

2021 Bennetts British Superbike Championship - Round 4

2021 Honda British Talent Cup

FREE PRACTICE 1 - SECTOR ANALYSIS



SECTOR 1 = FL to I1, SECTOR 2 = I1 to I2, SECTOR 3 = I2 to FL, DIFF = Difference To Personal Best Lap, P = Crossed Finish Line in Pit Lane, D = Time Disallowed

P27 41		Luca HOPKINS					Honda - Wilson Racing			
IDEAL LAP TIME : 1:35.346		BEST LAP TIME : 1:35.650					DIFFERENCE : 0.304			
LAP	SECTOR 1	SECTOR 2		SECTOR 3		LAP TIME	MPH	DIFF	TIME OF DAY	
1 -	OUTLAP	83.4	32.020	97.3	44.515	92.6				10:07:15.826
2 -	36.724	88.3	29.343	93.7	41.979	94.5	1:48.046	78.50	12.396	10:09:03.872
3 -	34.497	91.8	28.564	96.1	41.274	94.9	1:44.335	81.29	8.685	10:10:48.207
4 -	34.220	91.9	28.621	100.0	40.073	95.8	1:42.914	82.41	7.264	10:12:31.121
5 -	33.713	92.1	27.742	97.6	40.232	94.9	1:41.687	83.40	6.037	10:14:12.808
6 -	33.672	92.8	27.403	100.3	40.394	94.3	1:41.469	83.58	5.819	10:15:54.277
7 -	34.084	91.1	28.092	96.2	IN PIT		1:44.255 P	81.35	8.605	10:17:38.532
8 -	OUTLAP	91.3	27.239	98.9	39.662	95.7	2:27.223	57.61	51.573	10:20:05.755
9 -	33.544	91.1	27.553	100.0	39.839	94.7	1:40.936	84.02	5.286	10:21:46.691
10 -	33.039	91.8	27.716	98.5	39.389	96.8	1:40.144	84.69	4.494	10:23:26.835
11 -	32.845	92.4	27.277	101.6	39.132	95.8	1:39.254	85.45	3.604	10:25:06.089
12 -	32.246	93.9	26.627	101.8	39.799	95.3	1:38.672	85.95	3.022	10:26:44.761
13 -	32.364	91.6	27.083	100.1	39.092	95.3	1:38.539	86.07	2.889	10:28:23.300
14 -	31.897	93.5	26.681	100.0	38.739	93.9	1:37.317 (3)	87.15	1.667	10:30:00.617
15 -	32.559	91.5	26.764	97.5	IN PIT		1:37.800 P	86.72	2.150	10:31:38.417
16 -	OUTLAP	89.1	27.368	102.1	39.437	92.0	5:51.877	24.10	4:16.227	10:37:30.294
17 -	33.150	91.8	26.766	100.9	39.372	94.1	1:39.288	85.42	3.638	10:39:09.582
18 -	32.175	92.3	26.145	103.0	37.622	95.4	1:35.942 (2)	88.40	0.292	10:40:45.524
19 -	31.796	94.6	25.928	102.7	37.926	94.3	1:35.650 (1)	88.67		10:42:21.174
20 -	32.139	91.1	27.239	99.8	38.850	94.7	1:38.228	86.34	2.578	10:43:59.402
21 -	32.938	91.0	26.162	105.1	38.527	94.9	1:37.627	86.87	1.977	10:45:37.029

P28 22		Anthony EAGLE					Honda - Microlise Cresswell Racing			
IDEAL LAP TIME : 1:35.624		BEST LAP TIME : 1:36.008					DIFFERENCE : 0.384			
LAP	SECTOR 1	SECTOR 2		SECTOR 3		LAP TIME	MPH	DIFF	TIME OF DAY	
1 -	OUTLAP	86.1	29.714	101.3	43.530	86.0				10:12:09.549
2 -	36.779	90.4	31.027	93.3	43.630	91.8	1:51.436	76.11	15.428	10:14:00.985
3 -	35.259	91.4	28.707	101.0	41.333	93.8	1:45.299	80.54	9.291	10:15:46.284
4 -	33.850	91.5	27.961	98.5	39.778	93.5	1:41.589	83.48	5.581	10:17:27.873
5 -	33.173	93.4	27.647	100.9	40.255	92.6	1:41.075	83.91	5.067	10:19:08.948
6 -	34.313	91.0	27.661	102.6	40.138	87.6	1:42.112	83.06	6.104	10:20:51.060
7 -	33.789	92.3	26.892	100.9	40.252	86.7	1:40.933	84.03	4.925	10:22:31.993
8 -	33.396	91.5	26.869	101.3	38.740	93.8	1:39.005	85.66	2.997	10:24:10.998
9 -	33.354	91.6	26.962	101.9	39.548	93.4	1:39.864	84.93	3.856	10:25:50.862
10 -	32.982	91.9	27.516	99.4	39.495	93.3	1:39.993	84.82	3.985	10:27:30.855
11 -	33.465	91.8	26.766	102.2	38.970	94.1	1:39.201	85.49	3.193	10:29:10.056
12 -	32.757	94.1	26.803	101.3	38.790	93.9	1:38.350	86.23	2.342	10:30:48.406
13 -	32.595	92.3	26.222	104.2	38.056	94.5	1:36.873 (2)	87.55	0.865	10:32:25.279
14 -	32.744	91.4	26.534	103.2	38.665	94.7	1:37.943	86.59	1.935	10:34:03.222
15 -	33.426	89.4	26.584	104.3	38.210	94.1	1:38.220	86.35	2.212	10:35:41.442
16 -	33.664	91.8	26.790	101.9	38.965	93.0	1:39.419	85.31	3.411	10:37:20.861
17 -	32.973	93.0	26.414	103.7	37.730	94.6	1:37.117 (3)	87.33	1.109	10:38:57.978
18 -	32.009	94.2	25.885	103.8	38.114	92.8	1:36.008 (1)	88.34		10:40:33.986
19 -	33.102	92.9	26.191	103.7	IN PIT		1:38.755 P	85.88	2.747	10:42:12.741
20 -	OUTLAP	91.6	26.680	102.9	39.350	94.3	3:12.347	44.09	1:36.339	10:45:25.088

Weather / Track : Cloudy / Dry

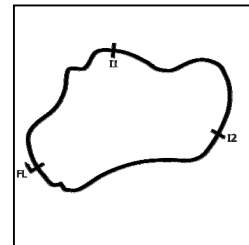
Thruxton
Circuit Length = 2.3560 miles
Start: 10:05 Flag 10:45 End: 10:46

MCRCB BULLETIN TK016

2021 Bennetts British Superbike Championship - Round 4

2021 Honda British Talent Cup

FREE PRACTICE 1 - SECTOR ANALYSIS



SECTOR 1 = FL to I1, SECTOR 2 = I1 to I2, SECTOR 3 = I2 to FL, DIFF = Difference To Personal Best Lap, P = Crossed Finish Line in Pit Lane, D = Time Disallowed

P29 51		Holly HARRIS					Honda - MJL Racing				
IDEAL LAP TIME : 1:36.040		BEST LAP TIME : 1:36.431			DIFFERENCE : 0.391						
LAP	SECTOR 1	SECTOR 2		SECTOR 3		LAP TIME	MPH	DIFF	TIME OF DAY		
1 -	OUTLAP	84.9	33.958	84.8	46.262	84.6			10:07:28.531		
2 -	38.710	85.9	31.262	98.9	44.317	94.2	1:54.289	74.21	17.858	10:09:22.820	
3 -	36.950	89.9	31.176	97.9	IN PIT		1:53.293	P	74.86	16.862	10:11:16.113
4 -	OUTLAP	87.6	30.913	89.8	42.155	94.2	3:34.324	39.57	1:57.893		10:14:50.437
5 -	35.314	91.4	29.260	100.6	41.638	96.4	1:46.212	79.85	9.781		10:16:36.649
6 -	34.677	92.0	28.962	103.4	40.804	96.4	1:44.443	81.20	8.012		10:18:21.092
7 -	34.105	91.9	28.168	104.0	40.304	96.6	1:42.577	82.68	6.146		10:20:03.669
8 -	33.699	90.8	28.089	104.0	39.995	96.4	1:41.783	83.33	5.352		10:21:45.452
9 -	33.662	91.9	27.836	104.6	39.591	97.3	1:41.089	83.90	4.658		10:23:26.541
10 -	32.721	94.6	26.933	106.8	38.900	97.3	1:38.554	86.06	2.123		10:25:05.095
11 -	32.366	95.1	26.648	107.7	40.039	96.4	1:39.053	85.62	2.622		10:26:44.148
12 -	32.401	93.5	27.613	101.0	39.468	97.9	1:39.482	85.25	3.051		10:28:23.630
13 -	32.384	94.5	27.075	108.2	38.762	97.6	1:38.221	86.35	1.790		10:30:01.851
14 -	32.425	92.9	26.462	108.5	39.473	95.8	1:38.360	86.23	1.929		10:31:40.211
15 -	33.147	93.9	26.836	107.2	39.080	98.1	1:39.063	85.61	2.632		10:33:19.274
16 -	32.684	93.3	27.379	106.3	IN PIT		1:40.070	P	84.75	3.639	10:34:59.344
17 -	OUTLAP	94.9	27.220	108.0	38.464	96.8	3:15.103	43.47	1:38.672		10:38:14.447
18 -	32.230	94.2	26.583	105.1	39.039	95.5	1:37.852	(3)	86.67	1.421	10:39:52.299
19 -	32.739	93.5	26.164	107.3	38.507	97.6	1:37.410	(2)	87.07	0.979	10:41:29.709
20 -	31.778	95.4	26.555	105.8	38.098	97.5	1:36.431	(1)	87.95		10:43:06.140
21 -	32.382	94.6	26.528	105.5	IN PIT		1:38.747	P	85.89	2.316	10:44:44.887

P30 65		Alexander ROWAN					Honda - Victoria House Mortimer Racing				
IDEAL LAP TIME : 1:37.040		BEST LAP TIME : 1:37.731			DIFFERENCE : 0.691						
LAP	SECTOR 1	SECTOR 2		SECTOR 3		LAP TIME	MPH	DIFF	TIME OF DAY		
1 -	OUTLAP	88.7	31.908	101.5	45.535	88.6			10:08:21.999		
2 -	38.952	88.0	31.043	101.3	44.192	91.0	1:54.187	74.27	16.456	10:10:16.186	
3 -	36.838	90.3	29.767	104.0	40.947	92.5	1:47.552	78.86	9.821	10:12:03.738	
4 -	34.938	91.0	28.821	98.5	40.597	94.2	1:44.356	81.27	6.625	10:13:48.094	
5 -	34.307	92.4	27.683	101.9	39.771	95.0	1:41.761	83.34	4.030	10:15:29.855	
6 -	34.556	93.7	27.964	102.1	39.448	95.0	1:41.968	83.17	4.237	10:17:11.823	
7 -	34.006	92.5	27.159	106.0	39.297	93.5	1:40.462	84.42	2.731	10:18:52.285	
8 -	33.941	92.5	27.399	103.5	39.554	94.5	1:40.894	84.06	3.163	10:20:33.179	
9 -	33.558	92.9	27.361	102.6	39.900	93.7	1:40.819	84.12	3.088	10:22:13.998	
10 -	33.067	93.0	27.875	103.5	IN PIT		1:39.209	P	85.49	1.478	10:23:53.207
11 -	OUTLAP	90.5	28.121	102.4	39.856	94.2	3:40.535	38.45	2:02.804		10:27:33.742
12 -	33.037	93.2	26.993	102.7	38.668	95.1	1:38.698	85.93	0.967		10:29:12.440
13 -	32.915	93.3	27.133	97.2	38.419	96.5	1:38.467	86.13	0.736		10:30:50.907
14 -	32.522	92.5	27.361	102.9	38.433	95.8	1:38.316	(3)	86.26	0.585	10:32:29.223
15 -	33.070	91.9	26.863	99.1	39.296	95.5	1:39.229	85.47	1.498		10:34:08.452
16 -	32.580	93.3	27.115	103.0	39.054	95.5	1:38.749	85.89	1.018		10:35:47.201
17 -	33.421	93.3	27.233	102.7	37.985	96.2	1:38.639	85.98	0.908		10:37:25.840
18 -	33.268	92.1	26.887	103.7	38.379	95.4	1:38.534	86.07	0.803		10:39:04.374
19 -	32.807	91.1	27.204	102.1	38.327	95.1	1:38.338	86.24	0.607		10:40:42.712
20 -	32.287	94.1	26.932	100.1	38.512	94.9	1:37.731	(1)	86.78		10:42:20.443
21 -	32.728	92.1	27.197	102.4	38.845	94.6	1:38.770	85.87	1.039		10:43:59.213
22 -	33.414	93.0	26.768	105.6	38.086	96.1	1:38.268	(2)	86.31	0.537	10:45:37.481

Weather / Track : Cloudy / Dry

Thrupton
Circuit Length = 2.3560 miles
Start: 10:05 Flag 10:45 End: 10:46

MCRCB BULLETIN TK017

2021 Bennetts British Superbike Championship - Round 4

2021 Honda British Talent Cup

FREE PRACTICE 1 - BEST SECTORS

SECTOR 1				SECTOR 2				SECTOR 3				IDEAL / BEST COMPARISON			
POS	NO	NAME	TIME	NO	NAME	TIME	NO	NAME	TIME	POS	NO	NAME	IDEAL	BEST	DIFF
													PERFECT LAP	1:28.218	
1	34	COOK	29.268	34	COOK	24.153	7	LYONS	34.797	1	34	COOK	1:28.508	1:29.575	1.067
2	48	WALKER	29.505	7	LYONS	24.254	74	BROWN	34.837	2	7	LYONS	1:29.120	1:29.264	0.144
3	52	BELFORD	29.700	48	WALKER	24.613	34	COOK	35.087	3	48	WALKER	1:29.520	1:29.578	0.058
4	96	BANHAM	29.710	96	BANHAM	24.659	96	BANHAM	35.225	4	96	BANHAM	1:29.594	1:30.165	0.571
5	5	JOHNSON	30.049	43	HITCHCOCK	24.701	52	BELFORD	35.388	5	74	BROWN	1:29.646	1:29.952	0.306
6	74	BROWN	30.063	24	BUCHANAN	24.727	48	WALKER	35.402	6	52	BELFORD	1:29.846	1:30.764	0.918
7	7	LYONS	30.069	74	BROWN	24.746	57	GARNESS	35.478	7	15	CROSBY	1:30.612	1:30.812	0.200
8	15	CROSBY	30.189	15	CROSBY	24.757	15	CROSBY	35.666	8	24	BUCHANAN	1:30.647	1:31.217	0.570
9	24	BUCHANAN	30.205	52	BELFORD	24.758	24	BUCHANAN	35.715	9	5	JOHNSON	1:31.101	1:31.187	0.086
10	29	BROWN	30.265	5	JOHNSON	24.927	43	HITCHCOCK	35.802	10	43	HITCHCOCK	1:31.433	1:31.953	0.520
11	66	DOBSON	30.423	14	PENDRILL	25.080	5	JOHNSON	36.125	11	57	GARNESS	1:31.654	1:32.273	0.619
12	14	PENDRILL	30.636	8	MOORE	25.183	66	DOBSON	36.272	12	29	BROWN	1:31.796	1:31.908	0.112
13	44	HILL	30.771	29	BROWN	25.240	29	BROWN	36.291	13	66	DOBSON	1:32.567	1:32.800	0.233
14	23	STEPHENSON	30.804	57	GARNESS	25.339	79	McCABE	36.347	14	14	PENDRILL	1:32.633	1:33.306	0.673
15	57	GARNESS	30.837	4	MOUNSEY	25.457	23	STEPHENSON	36.396	15	23	STEPHENSON	1:32.998	1:33.864	0.866
16	43	HITCHCOCK	30.930	61	MACKAY	25.528	4	MOUNSEY	36.431	16	21	JEFFREY	1:33.036	1:33.578	0.542
17	21	JEFFREY	30.957	69	BANISH	25.627	21	JEFFREY	36.444	17	4	MOUNSEY	1:33.084	1:33.251	0.167
18	4	MOUNSEY	31.196	21	JEFFREY	25.635	44	HILL	36.845	18	44	HILL	1:33.596	1:33.992	0.396
19	12	BANNISTER	31.199	12	BANNISTER	25.643	53	VEIJER	36.897	19	12	BANNISTER	1:33.875	1:34.327	0.452
20	53	VEIJER	31.202	2	COATES	25.675	14	PENDRILL	36.917	20	53	VEIJER	1:33.905	1:34.415	0.510
21	8	MOORE	31.584	23	STEPHENSON	25.798	9	STUART-CAMPBELL	36.967	21	8	MOORE	1:33.941	1:34.457	0.516
22	69	BANISH	31.656	53	VEIJER	25.806	12	BANNISTER	37.033	22	79	McCABE	1:34.311	1:34.324	0.013
23	2	COATES	31.719	66	DOBSON	25.872	61	MACKAY	37.110	23	61	MACKAY	1:34.470	1:34.922	0.452
24	51	HARRIS	31.778	22	EAGLE	25.885	8	MOORE	37.174	24	69	BANISH	1:34.526	1:35.580	1.054
25	41	HOPKINS	31.796	9	STUART-CAMPBELL	25.893	69	BANISH	37.243	25	9	STUART-CAMPBELL	1:34.736	1:34.875	0.139
26	61	MACKAY	31.832	41	HOPKINS	25.928	41	HOPKINS	37.622	26	2	COATES	1:35.182	1:35.309	0.127
27	9	STUART-CAMPBELL	31.876	44	HILL	25.980	22	EAGLE	37.730	27	41	HOPKINS	1:35.346	1:35.650	0.304
28	79	McCABE	31.878	79	McCABE	26.086	2	COATES	37.788	28	22	EAGLE	1:35.624	1:36.008	0.384
29	22	EAGLE	32.009	51	HARRIS	26.164	65	ROWAN	37.985	29	51	HARRIS	1:36.040	1:36.431	0.391
30	65	ROWAN	32.287	65	ROWAN	26.768	51	HARRIS	38.098	30	65	ROWAN	1:37.040	1:37.731	0.691

Weather / Track : Cloudy / Dry

Thruxton

Circuit Length = 2.3560 miles

Start: 10:05 Flag 10:45 End: 10:46

Results can be found at www.tsl-timing.com

Printed - 10:49 Friday, 30 July 2021

MCRCB BULLETIN TK018**2021 Bennetts British Superbike Championship - Round 4****2021 Honda British Talent Cup****FREE PRACTICE 1 - BEST SPEEDS**

POS	INTERMEDIATE 1			INTERMEDIATE 2			FINISH LINE		
	NO	NAME	MPH	NO	NAME	MPH	NO	NAME	MPH
1	48	WALKER	100.3	57	GARNESS	116.3	57	GARNESS	102.4
2	57	GARNESS	100.0	74	BROWN	113.5	21	JEFFREY	100.3
3	34	COOK	99.7	7	LYONS	112.4	48	WALKER	99.7
4	52	BELFORD	97.6	48	WALKER	111.8	79	McCABE	99.5
5	15	CROSBY	97.6	52	BELFORD	111.6	74	BROWN	99.4
6	9	STUART-CAMPBELL	97.6	43	HITCHCOCK	111.4	52	BELFORD	98.9
7	74	BROWN	97.5	4	MOUNSEY	111.4	53	VEIJER	98.8
8	5	JOHNSON	97.3	9	STUART-CAMPBELL	111.4	61	MACKAY	98.6
9	7	LYONS	97.2	96	BANHAM	111.1	4	MOUNSEY	98.3
10	43	HITCHCOCK	97.1	79	McCABE	111.1	34	COOK	98.2
11	66	DOBSON	97.1	8	MOORE	111.1	43	HITCHCOCK	98.1
12	4	MOUNSEY	97.1	24	BUCHANAN	110.5	9	STUART-CAMPBELL	98.1
13	53	VEIJER	97.1	61	MACKAY	110.5	51	HARRIS	98.1
14	29	BROWN	96.8	34	COOK	110.3	5	JOHNSON	97.6
15	21	JEFFREY	96.8	5	JOHNSON	110.3	7	LYONS	97.3
16	79	McCABE	96.8	15	CROSBY	110.1	96	BANHAM	97.3
17	23	STEPHENSON	96.6	66	DOBSON	110.0	66	DOBSON	97.2
18	8	MOORE	96.5	21	JEFFREY	109.8	24	BUCHANAN	97.1
19	61	MACKAY	96.4	23	STEPHENSON	109.4	29	BROWN	97.1
20	24	BUCHANAN	96.1	53	VEIJER	109.4	23	STEPHENSON	96.9
21	96	BANHAM	96.0	29	BROWN	108.9	41	HOPKINS	96.8
22	51	HARRIS	95.4	14	PENDRILL	108.9	15	CROSBY	96.6
23	69	BANISH	94.7	51	HARRIS	108.5	8	MOORE	96.6
24	41	HOPKINS	94.6	2	COATES	108.4	65	ROWAN	96.5
25	44	HILL	94.2	69	BANISH	108.2	44	HILL	96.2
26	22	EAGLE	94.2	12	BANNISTER	107.3	14	PENDRILL	95.5
27	2	COATES	94.1	65	ROWAN	106.0	12	BANNISTER	95.3
28	65	ROWAN	94.1	44	HILL	105.8	2	COATES	95.3
29	12	BANNISTER	93.9	41	HOPKINS	105.1	22	EAGLE	94.7
30	14	PENDRILL	93.7	22	EAGLE	104.3	69	BANISH	94.2

Weather / Track : Cloudy / Dry

Thrupton

Circuit Length = 2.3560 miles

Start: 10:05 Flag 10:45 End: 10:46

Results can be found at www.tsl-timing.com

Printed - 10:50 Friday, 30 July 2021

MCRCB BULLETIN TK019

2021 Bennetts British Superbike Championship - Round 4

2021 Honda British Talent Cup

FREE PRACTICE 1 - STATISTICS

Competitors Started 30
Planned Start 2021-07-30 @ 10:05:00.000
Actual Start 2021-07-30 @ 10:05:00.631
Finish Time 2021-07-30 @ 10:45:00.631
Track Length 2.3560mi.
Total Laps 638
Total Distance Covered 1503.1301mi.

Session Fastest Lap History

NO	NAME	LAP TIME	TIME OF DAY	LAP	VEHICLE
23	Rhys STEPHENSON	1:42.280	10:08:42.573	2	Honda
96	Rossi BANHAM	1:39.278	10:08:50.832	2	Honda
96	Rossi BANHAM	1:36.132	10:10:26.964	3	Honda
96	Rossi BANHAM	1:34.785	10:12:01.749	4	Honda
52	Evan BELFORD	1:34.713	10:13:08.017	4	Honda
96	Rossi BANHAM	1:33.760	10:13:35.508	5	Honda
96	Rossi BANHAM	1:32.720	10:16:42.077	7	Honda
52	Evan BELFORD	1:31.490	10:17:53.550	7	Honda
74	Carter BROWN	1:31.451	10:17:54.255	7	Honda
7	Jamie LYONS	1:30.839	10:26:24.741	13	Honda
96	Rossi BANHAM	1:30.165	10:28:13.523	14	Honda
7	Jamie LYONS	1:29.878	10:35:29.978	19	Honda
7	Jamie LYONS	1:29.264	10:38:33.696	21	Honda

Flag History

TYPE	TIME OF DAY
GREEN	10:05:00.631
FINISH	10:45:00.631

Flag Statistics

TYPE	COUNT	TOTAL LAPS	TOTAL TIME
Green	1	25	41:56.098
Red	0	0	0.000
Safety Car	0	0	0.000
FCY	0	0	0.000

Weather / Track : Cloudy / Dry

Thruxton
Circuit Length = 2.3560 miles
Start: 10:05 Flag 10:45 End: 10:46

Results can be found at www.tsl-timing.com

Printed - 10:50 Friday, 30 July 2021

MCRCB BULLETIN TK020

2021 Bennetts British Superbike Championship - Round 4

2021 Honda British Talent Cup

FREE PRACTICE 1 - SESSION NOTES

TIME	MESSAGE
10:09:10	#52 NO WORKING TRANSPONDER
10:26:59	NO. 9 STOPPED TECHNICAL PROBLEM AT T8 GOODWOOD
10:38:08	NO. 52 & 57 FALLERS AT T3 CAMPBELL
10:38:29	NO.52 - RIDER OK, NO.57 - RIDER TO MEDICAL CENTRE
10:43:44	NO. 66 FALLER AT T12 CHICANE - RIDER OK
10:45:05	NO. 5 FALLER AT T13 CHICANE - RIDER OK

Weather / Track : Cloudy / Dry

Results can be found at www.tsl-timing.com

Thruxton
Circuit Length = 2.3560 miles
Start: 10:05 Flag 10:45 End: 10:46

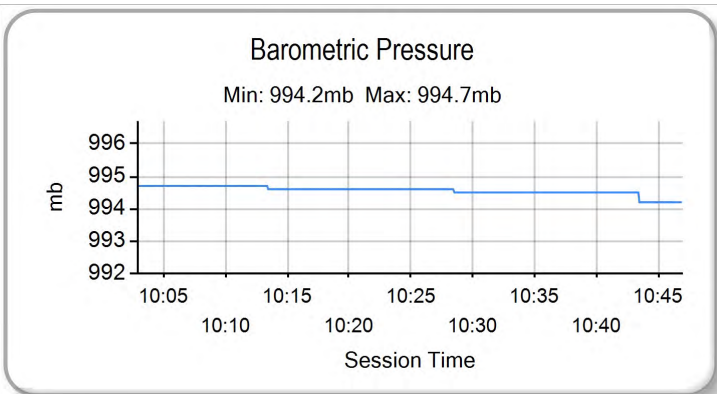
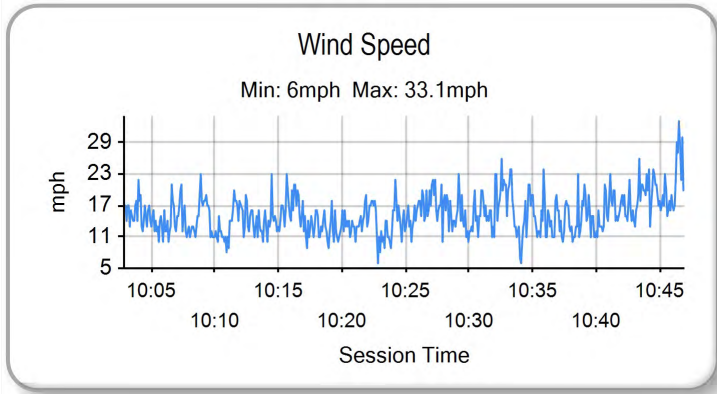
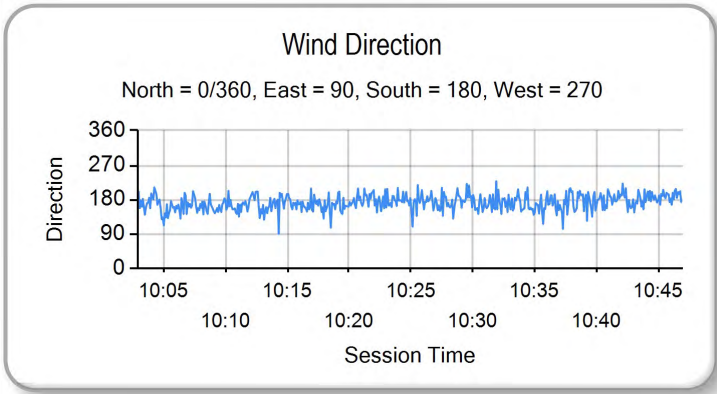
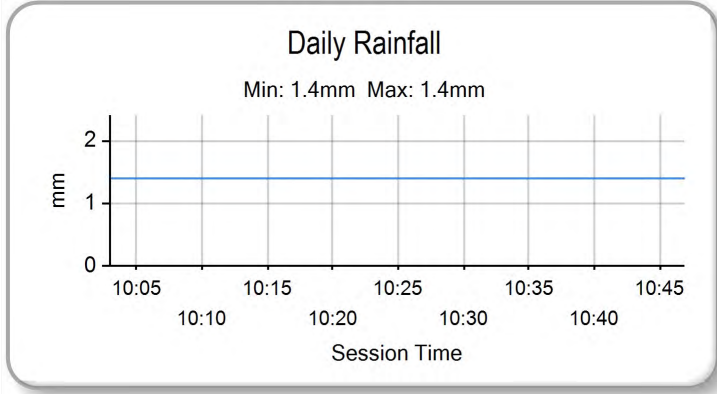
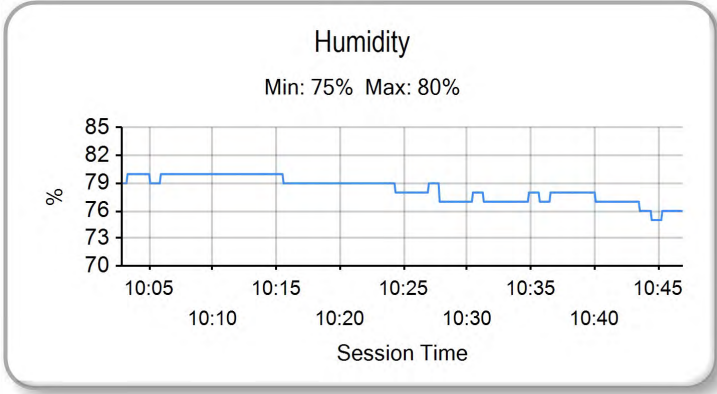
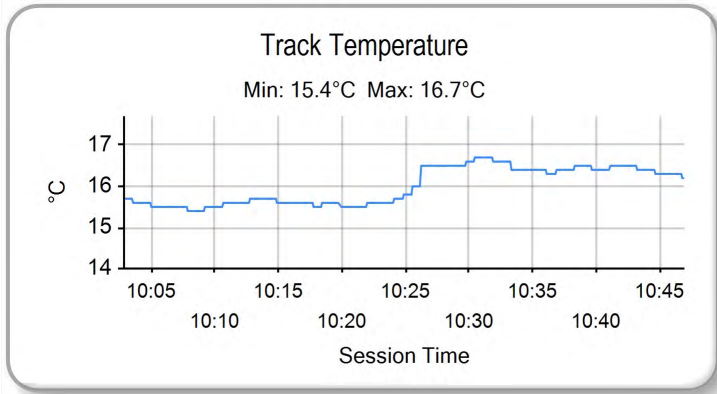
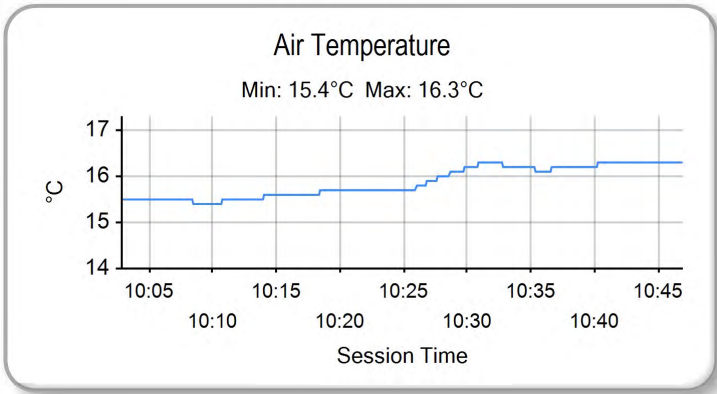
Printed - 10:51 Friday, 30 July 2021

MCRCB BULLETIN TK021

2021 Bennetts British Superbike Championship - Round 4

2021 Honda British Talent Cup

FREE PRACTICE 1 - WEATHER CONDITIONS



Weather / Track : Cloudy / Dry

Thruxton
Circuit Length = 2.3560 miles
Start: 10:05 Flag 10:45 End: 10:46

Results can be found at www.tsl-timing.com

Printed - 10:52 Friday, 30 July 2021

FREE PRACTICE 2 - CLASSIFICATION

POS	NO	NAME	NAT	ENTRY	TIME	ON	LAPS	GAP	DIFF	MPH
1	74	Carter BROWN	GBR	Honda - City Lifting by RS Racing	1:27.954	17	19			96.43
2	7	Jamie LYONS	GBR	Honda - C&M Motors Ltd / Tooltec Racing	1:28.473	11	14	0.519	0.519	95.86
3	24	Cormac BUCHANAN	NZL	Honda - Microlise Cresswell Racing	1:29.136	19	19	1.182	0.663	95.15
4	43	Ryan HITCHCOCK	GBR	Honda - Wilson Racing	1:29.267	9	12	1.313	0.131	95.01
5	9	Bailey STUART-CAMPBELL	GBR	Honda - Team 151s	1:29.355	18	19	1.401	0.088	94.92
6	57	Johnny GARNESS	GBR	Honda - City Lifting by RS Racing	1:29.857	22	23	1.903	0.502	94.39
7	15	Harrison CROSBY	GBR	Honda - Banks Racing	1:29.860	12	19	1.906	0.003	94.38
8	96	Rossi BANHAM	GBR	Honda - MJL Racing	1:30.049	11	14	2.095	0.189	94.18
9	34	James COOK	GBR	Honda - Wilson Racing	1:30.117	10	11	2.163	0.068	94.11
10	52	Evan BELFORD	GBR	Honda - City Lifting by RS Racing	1:30.218	15	16	2.264	0.101	94.01
11	48	Ollie WALKER	GBR	Honda - Moto Rapido / SP125 Racing	1:30.497	9	12	2.543	0.279	93.72
12	29	Lucas BROWN	GBR	Honda - Amphibian Scaffolding / SP125 Racing	1:31.097	14	16	3.143	0.600	93.10
13	53	Kiyano VEIJER	NLD	Honda - Microlise Cresswell Racing	1:31.447	13	18	3.493	0.350	92.74
14	23	Rhys STEPHENSON	GBR	Honda - Rocket Racing	1:31.581	5	18	3.627	0.134	92.61
15	4	Sullivan MOUNSEY	GBR	Honda - iForce Lloyd & Jones	1:31.801	19	21	3.847	0.220	92.39
16	5	Mason JOHNSON	GBR	Honda - Johnson Racing	1:31.820	4	19	3.866	0.019	92.37
17	14	Evan PENDRILL	GBR	Honda - EPRacing / SP125 Racing	1:32.046	13	14	4.092	0.226	92.14
18	69	Eli BANISH	USA	Honda - Team Thorneycroft Racing	1:32.336	18	18	4.382	0.290	91.85
19	8	Ross MOORE	GBR	Honda - B Moore Honda	1:32.470	19	21	4.516	0.134	91.72
20	12	Josh BANNISTER	GBR	Honda - Dunsley Heat Racing	1:32.996	15	15	5.042	0.526	91.20
21	21	Troy JEFFREY	GBR	Honda - Stiggymotorsport	1:33.037	20	20	5.083	0.041	91.16
22	51	Holly HARRIS	GBR	Honda - MJL Racing	1:34.404	15	16	6.450	1.367	89.84
23	44	Lucas HILL	GBR	Honda - Ashcourt Racing	1:34.777	17	17	6.823	0.373	89.49
24	22	Anthony EAGLE	UZB	Honda - Microlise Cresswell Racing	1:34.884	13	18	6.930	0.107	89.38
25	61	Harrison MACKAY	GBR	Honda - True Heros Racing / Super Soco	1:34.925	19	19	6.971	0.041	89.35
26	66	Rossi DOBSON	GBR	Honda - WM Racing	1:35.160	14	17	7.206	0.235	89.13
27	41	Luca HOPKINS	GBR	Honda - Wilson Racing	1:35.572	5	5	7.618	0.412	88.74
28	2	Rhys COATES	GBR	Honda - Ernie Coates Race Support / SP125 Racing	1:35.659	17	18	7.705	0.087	88.66
29	79	Harley McCABE	GBR	Honda - MLav VisionTrack Academy	1:36.219	3	8	8.265	0.560	88.14
30	65	Alexander ROWAN	GBR	Honda - Victoria House Mortimer Racing	1:36.663	19	19	8.709	0.444	87.74

QUALIFYING LAPTIME (110.0% of 1:27.954) = 1:36.749

Weather / Track : Showers / Damp

These results are provisional until the conclusion of any judicial and technical matters.

Thruxton

Circuit Length = 2.3560 miles

Start: 14:20 Flag 14:57 End: 14:57

Race Director : Stuart Higgs	Stewards :	Timekeeper : Richard Evans
------------------------------	------------	----------------------------

Results can be found at www.britishsuperbike.com

Printed - 15:00 Friday, 30 July 2021

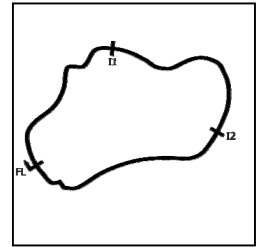


MCRCB BULLETIN TK060

2021 Bennetts British Superbike Championship - Round 4

2021 Honda British Talent Cup

FREE PRACTICE 2 - SECTOR ANALYSIS



SECTOR 1 = FL to I1, SECTOR 2 = I1 to I2, SECTOR 3 = I2 to FL, DIFF = Difference To Personal Best Lap, P = Crossed Finish Line in Pit Lane, D = Time Disallowed

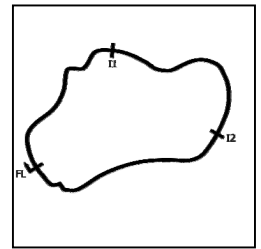
P1 74		Carter BROWN					Honda - City Lifting by RS Racing				
IDEAL LAP TIME : 1:27.954		BEST LAP TIME : 1:27.954					DIFFERENCE : 0.000				
LAP	SECTOR 1	SECTOR 2		SECTOR 3		LAP TIME	MPH	DIFF	TIME OF DAY		
1 -	OUTLAP	88.1	26.440	112.7	37.486	95.7				14:22:10.085	
2 -	32.063	95.5	25.933	112.9	36.742	95.8	1:34.738	89.52	6.784	14:23:44.823	
3 -	30.311	98.1	25.438	112.7	36.264	96.5	1:32.013	92.17	4.059	14:25:16.836	
4 -	30.357	98.8	25.027	111.4	35.788	96.1	1:31.172	93.02	3.218	14:26:48.008	
5 -	30.649	97.6	25.067	111.6	36.154	95.8	1:31.870	92.32	3.916	14:28:19.878	
6 -	30.559	99.2	24.932	111.6	36.291	96.0	1:31.782	92.41	3.828	14:29:51.660	
7 -	29.966	98.2	25.057	110.1	35.747	95.7	1:30.770	93.44	2.816	14:31:22.430	
8 -	30.598	96.8	25.178	114.5	36.514	96.5	1:32.290	91.90	4.336	14:32:54.720	
9 -	33.101	87.2	27.081	110.1	IN PIT		1:38.709	P 85.92	10.755	14:34:33.429	
10 -	OUTLAP	95.3	26.178	111.4	36.539	95.7	5:58.156	23.68	4:30.202	14:40:31.585	
11 -	30.822	98.9	24.915	114.1	35.570	96.9	1:31.307	92.89	3.353	14:42:02.892	
12 -	30.480	98.8	24.799	113.9	35.274	97.8	1:30.553	93.66	2.599	14:43:33.445	
13 -	29.799	99.1	24.664	115.1	35.063	97.6	1:29.526	94.73	1.572	14:45:02.971	
14 -	30.451	98.6	25.019	112.7	IN PIT		1:28.849	P 95.46	0.895	14:46:31.820	
15 -	OUTLAP	98.3	26.190	109.2	36.412	96.5	3:47.814	37.23	2:19.860	14:50:19.634	
16 -	30.728	99.8	24.498	112.9	36.083	94.7	1:31.309	92.88	3.355	14:51:50.943	
17 -	29.185	101.0	23.840	113.9	34.929	97.8	1:27.954 (1)	96.43		14:53:18.897	
18 -	29.838	101.0	24.074	113.3	35.404	97.2	1:29.316	(3) 94.96	1.362	14:54:48.213	
19 -	29.185	100.7	23.845	113.5	35.367	97.9	1:28.397	(2) 95.94	0.443	14:56:16.610	

P2 7		Jamie LYONS					Honda - C&M Motors Ltd / Tooltec Racing				
IDEAL LAP TIME : 1:28.415		BEST LAP TIME : 1:28.473					DIFFERENCE : 0.058				
LAP	SECTOR 1	SECTOR 2		SECTOR 3		LAP TIME	MPH	DIFF	TIME OF DAY		
1 -	OUTLAP	86.2	27.939	106.1	38.922	94.6				14:23:25.424	
2 -	31.013	97.3	24.930	111.2	36.960	94.9	1:32.903	91.29	4.430	14:24:58.327	
3 -	30.460	97.8	24.507	112.2	36.172	93.8	1:31.139	93.06	2.666	14:26:29.466	
4 -	30.063	98.1	24.385	113.9	35.731	94.6	1:30.179	94.05	1.706	14:27:59.645	
5 -	29.887	98.5	24.402	110.9	36.114	94.3	1:30.403	93.82	1.930	14:29:30.048	
6 -	30.897	93.0	27.524	98.6	IN PIT		1:37.311	P 87.15	8.838	14:31:07.359	
7 -	OUTLAP	93.9	26.103	111.4	37.231	94.6	9:26.131	14.98	7:57.658	14:40:33.490	
8 -	35.170	90.5	26.316	108.2	IN PIT		1:37.450	P 87.03	8.977	14:42:10.940	
9 -	OUTLAP	95.1	24.751	112.9	36.059	94.5	5:35.778	25.25	4:07.305	14:47:46.718	
10 -	29.747	99.1	23.940	114.7	36.335	95.4	1:30.022	94.21	1.549	14:49:16.740	
11 -	29.452	99.2	23.849	114.3	35.172	95.4	1:28.473 (1)	95.86		14:50:45.213	
12 -	30.301	98.9	23.791	114.5	35.912	94.9	1:30.004	94.23	1.531	14:52:15.217	
13 -	29.540	99.2	23.791	114.1	35.185	95.3	1:28.516	(2) 95.82	0.043	14:53:43.733	
14 -	30.170	99.1	23.836	114.1	35.713	94.6	1:29.719	(3) 94.53	1.246	14:55:13.452	

Weather / Track : Showers / Damp

Thruxton
Circuit Length = 2.3560 miles
Start: 14:20 Flag 14:57 End: 14:57

FREE PRACTICE 2 - SECTOR ANALYSIS



SECTOR 1 = FL to I1, SECTOR 2 = I1 to I2, SECTOR 3 = I2 to FL, DIFF = Difference To Personal Best Lap, P = Crossed Finish Line in Pit Lane, D = Time Disallowed

P3 24		Cormac BUCHANAN					Honda - Microlise Cresswell Racing				
IDEAL LAP TIME : 1:28.552		BEST LAP TIME : 1:29.136					DIFFERENCE : 0.584				
LAP		SECTOR 1	SECTOR 2		SECTOR 3		LAP TIME	MPH	DIFF	TIME OF DAY	
1 -	OUTLAP	90.8	27.717	103.8	38.935	92.8				14:21:45.288	
2 -		32.209	92.0	25.890	104.6	37.426	94.5	1:35.525	88.78	6.389	14:23:20.813
3 -		30.603	97.9	24.893	113.1	36.513	94.1	1:32.009	92.18	2.873	14:24:52.822
4 -		30.479	95.8	25.015	110.1	36.074	94.5	1:31.568	92.62	2.432	14:26:24.390
5 -		30.042	97.1	24.539	111.4	35.624	95.3	1:30.205 (3)	94.02	1.069	14:27:54.595
6 -		30.044	97.5	24.425	109.8	36.193	93.9	1:30.662	93.55	1.526	14:29:25.257
7 -		30.371	96.4	24.987	108.2	37.387	93.5	1:32.745	91.45	3.609	14:30:58.002
8 -		30.838	94.9	26.049	106.0	37.975	94.1	1:34.862	89.41	5.726	14:32:32.864
9 -		32.080	92.6	26.688	105.1	IN PIT		1:37.861 P	86.66	8.725	14:34:10.725
10 -	OUTLAP	87.6	27.238	104.2	39.151	92.5	4:35.576	30.77	3:06.440		14:38:46.301
11 -		32.103	94.1	25.715	107.3	37.435	93.4	1:35.253	89.04	6.117	14:40:21.554
12 -		32.430	91.6	26.537	105.5	37.152	93.8	1:36.119	88.24	6.983	14:41:57.673
13 -		31.827	93.4	25.632	108.0	36.508	95.5	1:33.967	90.26	4.831	14:43:31.640
14 -		31.152	95.0	25.149	111.2	35.700	96.0	1:32.001	92.19	2.865	14:45:03.641
15 -		31.210	96.5	24.849	109.1	IN PIT		1:29.586 P	94.67	0.450	14:46:33.227
16 -	OUTLAP	92.4	26.726	98.5	37.406	90.5	4:27.428	31.71	2:58.292		14:51:00.655
17 -		30.305	97.1	24.422	110.1	35.987	94.1	1:30.714	93.49	1.578	14:52:31.369
18 -		29.520	99.1	23.845	111.8	36.430	94.7	1:29.795 (2)	94.45	0.659	14:54:01.164
19 -		29.262	97.6	23.777	112.9	36.097	93.9	1:29.136 (1)	95.15		14:55:30.300

P4 43		Ryan HITCHCOCK					Honda - Wilson Racing				
IDEAL LAP TIME : 1:28.469		BEST LAP TIME : 1:29.267					DIFFERENCE : 0.798				
LAP		SECTOR 1	SECTOR 2		SECTOR 3		LAP TIME	MPH	DIFF	TIME OF DAY	
1 -	OUTLAP	91.6	26.942	109.4	IN PIT						14:23:47.754
2 -	OUTLAP	87.4	29.864	96.6	42.430	89.1	8:18.591	17.01	6:49.324		14:32:06.345
3 -		36.651	82.8	29.258	105.1	IN PIT		1:47.192 P	79.12	17.925	14:33:53.537
4 -	OUTLAP	91.0	26.319	110.3	37.554	94.5	8:03.421	17.54	6:34.154		14:41:56.958
5 -		31.682	94.7	25.807	111.1	36.959	96.4	1:34.448	89.80	5.181	14:43:31.406
6 -		30.891	96.5	25.522	111.1	36.603	97.5	1:33.016	91.18	3.749	14:45:04.422
7 -		30.719	96.4	25.198	110.3	35.702	95.3	1:31.619	92.57	2.352	14:46:36.041
8 -		30.125	97.3	24.775	111.4	35.723	96.2	1:30.623	93.59	1.356	14:48:06.664
9 -		29.738	99.5	24.460	113.1	35.069	97.6	1:29.267 (1)	95.01		14:49:35.931
10 -		29.526	100.7	24.746	113.3	36.368	96.4	1:30.640	93.57	1.373	14:51:06.571
11 -		29.955	99.4	24.044	116.7	35.647	95.7	1:29.646 (3)	94.61	0.379	14:52:36.217
12 -		29.683	99.2	23.938	112.7	35.660	95.4	1:29.281 (2)	94.99	0.014	14:54:05.498

P5 9		Bailey STUART-CAMPBELL					Honda - Team 151s				
IDEAL LAP TIME : 1:28.846		BEST LAP TIME : 1:29.355					DIFFERENCE : 0.509				
LAP		SECTOR 1	SECTOR 2		SECTOR 3		LAP TIME	MPH	DIFF	TIME OF DAY	
1 -	OUTLAP	93.7	28.102	107.8	39.381	96.1					14:22:03.731
2 -		32.215	98.8	26.061	113.1	37.604	98.3	1:35.880	88.46	6.525	14:23:39.611
3 -		33.179	97.3	26.901	110.3	37.902	96.2	1:37.982	86.56	8.627	14:25:17.593
4 -		31.213	98.8	25.045	113.1	36.593	96.5	1:32.851	91.34	3.496	14:26:50.444
5 -		31.070	98.3	24.983	113.5	36.451	96.1	1:32.504	91.68	3.149	14:28:22.948
6 -		31.030	98.8	25.159	112.2	36.628	96.0	1:32.817	91.37	3.462	14:29:55.765
7 -		32.221	95.0	26.725	107.3	38.462	94.7	1:37.408	87.07	8.053	14:31:33.173
8 -		33.659	96.8	27.072	114.1	37.833	96.5	1:38.564	86.05	9.209	14:33:11.737
9 -		33.098	94.5	26.890	113.5	38.756	94.6	1:38.744	85.89	9.389	14:34:50.481
10 -		33.325	96.5	26.456	112.9	37.844	95.5	1:37.625	86.87	8.270	14:36:28.106
11 -		32.561	96.6	25.968	112.7	36.910	95.5	1:35.439	88.86	6.084	14:38:03.545
12 -		32.509	96.1	25.576	112.7	37.515	96.2	1:35.600	88.71	6.245	14:39:39.145
13 -		31.160	97.6	25.000	113.7	36.786	97.2	1:32.946	91.25	3.591	14:41:12.091
14 -		31.288	98.8	24.863	114.9	IN PIT		1:33.677 P	90.54	4.322	14:42:45.768
15 -	OUTLAP	98.1	25.960	111.6	37.288	96.1	7:13.558	19.56	5:44.203		14:49:59.326
16 -		30.865	100.9	24.978	112.4	36.789	95.5	1:32.632	91.56	3.277	14:51:31.958
17 -		30.123	101.8	24.325	114.5	35.668	97.3	1:30.116 (3)	94.11	0.761	14:53:02.074
18 -		29.390	103.2	24.034	115.5	35.931	96.9	1:29.355 (1)	94.92		14:54:31.429
19 -		29.189	102.1	24.265	115.1	36.597	96.5	1:30.051 (2)	94.18	0.696	14:56:01.480

Weather / Track : Showers / Damp

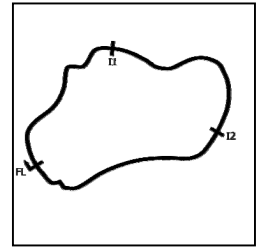
Thruxton
Circuit Length = 2.3560 miles
Start: 14:20 Flag 14:57 End: 14:57

MCRCB BULLETIN TK060

2021 Bennetts British Superbike Championship - Round 4

2021 Honda British Talent Cup

FREE PRACTICE 2 - SECTOR ANALYSIS



SECTOR 1 = FL to I1, SECTOR 2 = I1 to I2, SECTOR 3 = I2 to FL, DIFF = Difference To Personal Best Lap, P = Crossed Finish Line in Pit Lane, D = Time Disallowed

P6 57 Johnny GARNESS		Honda - City Lifting by RS Racing								
IDEAL LAP TIME : 1:29.319		BEST LAP TIME : 1:29.857			DIFFERENCE : 0.538					
LAP	SECTOR 1	SECTOR 2		SECTOR 3		LAP TIME	MPH	DIFF	TIME OF DAY	
1 -	OUTLAP	96.4	27.452	109.4	38.762	97.6			14:22:13.805	
2 -	31.816	99.1	27.052	112.9	37.338	97.2	1:36.206	88.16	6.349	14:23:50.011
3 -	31.376	101.5	25.886	114.5	36.568	98.9	1:33.830	90.39	3.973	14:25:23.841
4 -	30.918	101.6	25.397	113.7	35.601	100.0	1:31.916	92.27	2.059	14:26:55.757
5 -	31.171	101.5	25.265	114.1	36.341	97.8	1:32.777	91.41	2.920	14:28:28.534
6 -	30.887	101.5	25.360	113.9	36.394	98.9	1:32.641	91.55	2.784	14:30:01.175
7 -	31.414	98.6	25.925	112.9	36.709	99.2	1:34.048	90.18	4.191	14:31:35.223
8 -	31.770	97.8	26.796	117.3	36.927	98.2	1:35.493	88.81	5.636	14:33:10.716
9 -	32.753	96.9	26.197	114.3	38.007	96.9	1:36.957	87.47	7.100	14:34:47.673
10 -	32.457	98.1	26.546	113.3	37.039	98.1	1:36.042	88.31	6.185	14:36:23.715
11 -	32.185	98.8	25.983	115.5	37.012	98.6	1:35.180	89.11	5.323	14:37:58.895
12 -	31.678	100.0	25.768	113.1	37.171	98.3	1:34.617	89.64	4.760	14:39:33.512
13 -	31.487	99.7	25.994	114.3	36.506	99.5	1:33.987	90.24	4.130	14:41:07.499
14 -	31.408	100.3	25.649	116.1	37.387	97.1	1:34.444	89.80	4.587	14:42:41.943
15 -	31.707	100.7	25.611	113.9	36.406	96.4	1:33.724	90.49	3.867	14:44:15.667
16 -	30.723	103.0	24.925	114.5	35.921	98.3	1:31.569	92.62	1.712	14:45:47.236
17 -	30.454	101.0	25.063	113.9	35.793	99.1	1:31.310	92.88	1.453	14:47:18.546
18 -	30.249	101.9	24.838	115.3	35.732	99.8	1:30.819	93.39	0.962	14:48:49.365
19 -	30.170	102.4	25.939	112.9	35.708	99.4	1:31.817	92.37	1.960	14:50:21.182
20 -	29.918	103.4	24.618	114.9	35.890	99.7	1:30.426	93.79	0.569	14:51:51.608
21 -	29.595	103.7	24.874	112.5	35.741	101.3	1:30.210 (3)	94.02	0.353	14:53:21.818
22 -	29.708	104.5	24.685	115.3	35.464	100.6	1:29.857 (1)	94.39		14:54:51.675
23 -	29.439	103.5	24.416	115.3	36.091	100.1	1:29.946 (2)	94.29	0.089	14:56:21.621

P7 15 Harrison CROSBY		Honda - Banks Racing								
IDEAL LAP TIME : 1:29.285		BEST LAP TIME : 1:29.860			DIFFERENCE : 0.575					
LAP	SECTOR 1	SECTOR 2		SECTOR 3		LAP TIME	MPH	DIFF	TIME OF DAY	
1 -	OUTLAP	93.0	28.339	98.2	39.230	93.8			14:22:03.226	
2 -	31.136	96.8	25.132	105.6	37.446	94.5	1:33.714	90.50	3.854	14:23:36.940
3 -	30.306	98.3	24.667	111.2	36.908	94.3	1:31.881	92.31	2.021	14:25:08.821
4 -	30.073	98.1	24.852	109.6	36.827	95.1	1:31.752	92.44	1.892	14:26:40.573
5 -	30.331	98.1	24.966	105.0	37.262	90.5	1:32.559	91.63	2.699	14:28:13.132
6 -	30.042	98.3	24.501	107.8	36.393	94.6	1:30.936	93.27	1.076	14:29:44.068
7 -	30.409	92.6	27.071	99.2	IN PIT		1:34.187 P	90.05	4.327	14:31:18.255
8 -	OUTLAP	90.3	27.541	104.5	40.114	91.6	7:37.540	18.53	6:07.680	14:38:55.795
9 -	31.276	95.5	25.495	108.4	37.721	93.9	1:34.492	89.76	4.632	14:40:30.287
10 -	30.487	95.4	24.945	110.7	36.821	94.6	1:32.253	91.93	2.393	14:42:02.540
11 -	30.443	95.7	24.874	110.1	36.114	95.7	1:31.431	92.76	1.571	14:43:33.971
12 -	29.964	99.4	24.450	113.1	35.446	96.6	1:29.860 (1)	94.38		14:45:03.831
13 -	29.886	99.2	24.930	110.9	35.641	94.9	1:30.457	93.76	0.597	14:46:34.288
14 -	29.687	98.8	24.352	111.2	35.850	95.1	1:29.889 (2)	94.35	0.029	14:48:04.177
15 -	29.746	98.9	24.260	110.7	36.193	94.3	1:30.199 (3)	94.03	0.339	14:49:34.376
16 -	30.051	97.9	25.293	108.4	IN PIT		1:33.606 P	90.60	3.746	14:51:07.982
17 -	OUTLAP	95.5	24.745	108.2	36.525	94.5	1:58.971	71.29	29.111	14:53:06.953
18 -	29.607	99.5	24.267	111.6	36.551	95.4	1:30.425	93.79	0.565	14:54:37.378
19 -	29.579	98.1	24.326	108.9	37.473	94.3	1:31.378	92.81	1.518	14:56:08.756

Weather / Track : Showers / Damp

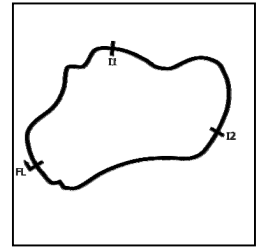
Thruxton
Circuit Length = 2.3560 miles
Start: 14:20 Flag 14:57 End: 14:57

MCRCB BULLETIN TK060

2021 Bennetts British Superbike Championship - Round 4

2021 Honda British Talent Cup

FREE PRACTICE 2 - SECTOR ANALYSIS



SECTOR 1 = FL to I1, SECTOR 2 = I1 to I2, SECTOR 3 = I2 to FL, DIFF = Difference To Personal Best Lap, P = Crossed Finish Line in Pit Lane, D = Time Disallowed

P8 96		Rossi BANHAM					Honda - MJL Racing				
IDEAL LAP TIME : 1:29.898		BEST LAP TIME : 1:30.049					DIFFERENCE : 0.151				
LAP		SECTOR 1	SECTOR 2		SECTOR 3		LAP TIME	MPH	DIFF	TIME OF DAY	
1 -	OUTLAP	93.4	25.620	108.4	38.117	92.6				14:22:02.627	
2 -	30.460	97.2	25.092	110.3	37.130	93.5	1:32.682	91.51	2.633	14:23:35.309	
3 -	OUTLAP	91.4	27.221	103.0	39.133	92.4	8:51.767	15.94	7:21.718	14:32:27.076	
4 -	32.086	92.6	26.545	108.5	IN PIT		1:36.879	P 87.54	6.830	14:34:03.955	
5 -	OUTLAP	93.2	25.395	110.5	IN PIT		5:23.223	P 26.24	3:53.174	14:39:27.178	
6 -	OUTLAP	94.6	25.349	107.2	37.927	92.6	2:26.139	58.03	56.090	14:41:53.317	
7 -	30.898	95.4	25.312	111.2	37.196	94.9	1:33.406	90.80	3.357	14:43:26.723	
8 -	30.790	97.6	25.125	111.6	36.838	92.9	1:32.753	91.44	2.704	14:44:59.476	
9 -	30.938	95.4	25.673	107.8	36.588	94.3	1:33.199	91.00	3.150	14:46:32.675	
10 -	30.437	97.9	24.594	109.8	36.765	95.3	1:31.796	92.39	1.747	14:48:04.471	
11 -	30.037	98.8	24.310	112.4	35.702	96.4	1:30.049 (1)	94.18		14:49:34.520	
12 -	30.405	97.9	24.690	111.2	36.642	94.7	1:31.737	(3) 92.45	1.688	14:51:06.257	
13 -	29.976	98.6	24.220	112.4	36.178	95.1	1:30.374	(2) 93.85	0.325	14:52:36.631	
14 -	30.063	95.4	24.750	108.4	IN PIT		1:31.151	P 93.05	1.102	14:54:07.782	

P9 34		James COOK					Honda - Wilson Racing				
IDEAL LAP TIME : 1:28.812		BEST LAP TIME : 1:30.117					DIFFERENCE : 1.305				
LAP		SECTOR 1	SECTOR 2		SECTOR 3		LAP TIME	MPH	DIFF	TIME OF DAY	
1 -	OUTLAP	85.2	27.978	102.7	IN PIT			P		14:23:47.297	
2 -	OUTLAP	84.8	30.257	92.6	IN PIT		8:52.266	P 15.93	7:22.149	14:32:39.563	
3 -	OUTLAP	93.0	27.314	109.4	37.371	96.4	11:35.029	12.20	10:04.912	14:44:14.592	
4 -	31.150	97.3	25.503	109.8	36.240	97.6	1:32.893	91.30	2.776	14:45:47.485	
5 -	30.378	100.4	25.332	111.1	35.827	97.6	1:31.537	92.65	1.420	14:47:19.022	
6 -	30.073	100.7	25.207	113.1	35.410	99.8	1:30.690	(3) 93.52	0.573	14:48:49.712	
7 -	30.226	101.5	25.553	112.0	35.872	97.5	1:31.651	92.54	1.534	14:50:21.363	
8 -	30.207	100.1	25.013	111.8	36.168	96.8	1:31.388	92.80	1.271	14:51:52.751	
9 -	29.587	100.1	24.704	110.5	36.761	96.6	1:31.052	93.15	0.935	14:53:23.803	
10 -	29.303	101.6	24.567	111.8	36.247	96.9	1:30.117 (1)	94.11		14:54:53.920	
11 -	29.689	101.0	24.099	114.1	36.742	96.9	1:30.530	(2) 93.68	0.413	14:56:24.450	

P10 52		Evan BELFORD					Honda - City Lifting by RS Racing				
IDEAL LAP TIME : 1:28.654		BEST LAP TIME : 1:30.218					DIFFERENCE : 1.564				
LAP		SECTOR 1	SECTOR 2		SECTOR 3		LAP TIME	MPH	DIFF	TIME OF DAY	
1 -	OUTLAP	91.9	29.543	98.5	IN PIT			P		14:23:53.598	
2 -	OUTLAP	94.3	25.747	112.7	35.957	96.4	2:46.762	50.86	1:16.544	14:26:40.360	
3 -	31.332	98.6	24.938	114.9	36.871	92.9	1:33.141	91.06	2.923	14:28:13.501	
4 -	30.191	99.4	24.450	112.2	35.794	95.8	1:30.435	(3) 93.78	0.217	14:29:43.936	
5 -	30.574	89.3	27.310	102.6	37.749	94.5	1:35.633	88.68	5.415	14:31:19.569	
6 -	31.813	93.5	26.411	112.5	37.329	96.2	1:35.553	88.76	5.335	14:32:55.122	
7 -	35.505	88.8	26.845	112.5	IN PIT		1:40.447	P 84.43	10.229	14:34:35.569	
8 -	OUTLAP	90.3	27.491	110.0	38.178	94.3	6:33.553	21.55	5:03.335	14:41:09.122	
9 -	32.552	96.6	25.460	114.1	36.262	96.4	1:34.274	89.96	4.056	14:42:43.396	
10 -	31.002	98.5	25.383	114.5	36.099	97.3	1:32.484	91.70	2.266	14:44:15.880	
11 -	30.819	100.4	24.648	116.1	36.646	96.8	1:32.113	92.07	1.895	14:45:47.993	
12 -	29.966	100.1	25.068	114.9	35.867	96.9	1:30.901	93.30	0.683	14:47:18.894	
13 -	29.930	100.6	24.986	115.1	35.787	97.9	1:30.703	93.50	0.485	14:48:49.597	
14 -	30.020	101.0	25.147	113.7	35.147	97.3	1:30.314	(2) 93.91	0.096	14:50:19.911	
15 -	29.411	100.4	24.096	115.5	36.711	96.2	1:30.218 (1)	94.01		14:51:50.129	
16 -	30.808	94.7	24.741	112.0	IN PIT		1:32.138	P 92.05	1.920	14:53:22.267	

Weather / Track : Showers / Damp

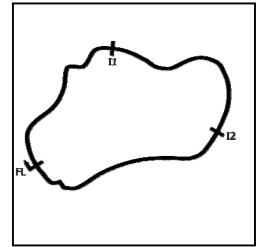
Thruxton
Circuit Length = 2.3560 miles
Start: 14:20 Flag 14:57 End: 14:57

MCRCB BULLETIN TK060

2021 Bennetts British Superbike Championship - Round 4

2021 Honda British Talent Cup

FREE PRACTICE 2 - SECTOR ANALYSIS



SECTOR 1 = FL to I1, SECTOR 2 = I1 to I2, SECTOR 3 = I2 to FL, DIFF = Difference To Personal Best Lap, P = Crossed Finish Line in Pit Lane, D = Time Disallowed

P11 48		Ollie WALKER					Honda - Moto Rapido / SP125 Racing				
IDEAL LAP TIME : 1:28.561		BEST LAP TIME : 1:30.497					DIFFERENCE : 1.936				
LAP	SECTOR 1	SECTOR 2		SECTOR 3		LAP TIME	MPH	DIFF	TIME OF DAY		
1 -	OUTLAP	87.2	29.157	99.8	41.738	93.2				14:22:46.102	
2 -	32.888	95.1	25.942	108.5	38.135	95.0	1:36.965	87.47	6.468	14:24:23.067	
3 -	30.941	98.3	25.126	111.4	37.008	96.1	1:33.075	91.12	2.578	14:25:56.142	
4 -	30.364	98.8	24.716	112.2	36.672	96.1	1:31.752	92.44	1.255	14:27:27.894	
5 -	29.877	101.0	24.527	111.4	36.462	96.5	1:30.866 (2)	93.34	0.369	14:28:58.760	
6 -	31.779	96.0	26.539	110.5	36.800	96.4	1:35.118	89.16	4.621	14:30:33.878	
7 -	30.718	97.1	25.940	108.4	IN PIT		1:35.639 P	88.68	5.142	14:32:09.517	
8 -	OUTLAP	95.7	26.087	109.8	36.852	95.1	11:56.475	11.83	10:25.978	14:44:05.992	
9 -	30.176	100.1	24.607	113.3	35.714	96.2	1:30.497 (1)	93.72		14:45:36.489	
10 -	29.748	100.0	24.277	114.9	37.237	93.4	1:31.262 (3)	92.93	0.765	14:47:07.751	
11 -	29.971	100.3	24.371	111.8	IN PIT		1:29.401 P	94.87		14:48:37.152	
12 -	OUTLAP	99.4	24.655	113.1	35.694	96.1	6:47.403	20.81	5:16.906	14:55:24.555	

P12 29		Lucas BROWN					Honda - Amphibian Scaffolding / SP125 Racing				
IDEAL LAP TIME : 1:30.866		BEST LAP TIME : 1:31.097					DIFFERENCE : 0.231				
LAP	SECTOR 1	SECTOR 2		SECTOR 3		LAP TIME	MPH	DIFF	TIME OF DAY		
1 -	OUTLAP	90.9	26.851	105.3	38.735	92.4				14:23:23.590	
2 -	31.371	95.4	25.746	106.6	38.045	94.2	1:35.162	89.12	4.065	14:24:58.752	
3 -	30.626	95.5	25.377	100.4	38.023	93.9	1:34.026	90.20	2.929	14:26:32.778	
4 -	30.493	96.1	25.165	110.3	37.538	95.3	1:33.196	91.00	2.099	14:28:05.974	
5 -	30.495	96.5	25.004	109.2	37.256	95.0	1:32.755	91.44	1.658	14:29:38.729	
6 -	32.818	86.1	28.948	97.3	IN PIT		1:41.459 P	83.59	10.362	14:31:20.188	
7 -	OUTLAP	88.8	27.696	107.8	39.827	91.4	7:13.553	19.56	5:42.456	14:38:33.741	
8 -	31.845	95.1	25.855	109.2	38.752	92.4	1:36.452	87.93	5.355	14:40:10.193	
9 -	31.516	94.7	25.822	109.1	37.830	94.1	1:35.168	89.12	4.071	14:41:45.361	
10 -	31.020	96.4	25.329	110.7	37.505	93.9	1:33.854	90.37	2.757	14:43:19.215	
11 -	30.861	95.8	25.745	110.0	37.531	93.7	1:34.137	90.09	3.040	14:44:53.352	
12 -	31.524	82.6	27.446	89.9	39.742	92.9	1:38.712	85.92	7.615	14:46:32.064	
13 -	30.622	96.5	25.046	108.4	36.965	96.2	1:32.633 (3)	91.56	1.536	14:48:04.697	
14 -	30.236	98.3	24.634	111.4	36.227	95.0	1:31.097 (1)	93.10		14:49:35.794	
15 -	30.006	98.8	24.848	110.7	37.311	94.7	1:32.165 (2)	92.02	1.068	14:51:07.959	
16 -	30.005	96.0	25.294	108.9	IN PIT		1:33.535 P	90.67	2.438	14:52:41.494	

P13 53		Kiyano VEIJER					Honda - Microlise Cresswell Racing				
IDEAL LAP TIME : 1:31.244		BEST LAP TIME : 1:31.447					DIFFERENCE : 0.203				
LAP	SECTOR 1	SECTOR 2		SECTOR 3		LAP TIME	MPH	DIFF	TIME OF DAY		
1 -	OUTLAP	92.0	29.782	91.5	40.254	95.4				14:21:57.732	
2 -	32.777	94.7	28.304	103.2	38.738	96.8	1:39.819	84.96	8.372	14:23:37.551	
3 -	31.202	98.3	25.908	105.8	37.810	95.5	1:34.920	89.35	3.473	14:25:12.471	
4 -	31.404	97.3	25.819	106.5	37.503	96.4	1:34.726	89.53	3.279	14:26:47.197	
5 -	31.520	92.1	25.610	105.1	37.371	96.9	1:34.501	89.75	3.054	14:28:21.698	
6 -	32.191	96.2	26.108	105.5	37.322	97.2	1:35.621	88.70	4.174	14:29:57.319	
7 -	31.310	97.8	26.004	106.5	37.783	96.5	1:35.097	89.18	3.650	14:31:32.416	
8 -	31.734	96.5	25.641	109.2	IN PIT		1:35.185 P	89.10	3.738	14:33:07.601	
9 -	OUTLAP	91.0	27.961	104.0	39.019	95.8	6:06.540	23.13	4:35.093	14:39:14.141	
10 -	31.991	97.2	25.794	108.2	37.250	95.7	1:35.035	89.24	3.588	14:40:49.176	
11 -	31.389	96.8	25.089	109.6	36.728	97.3	1:33.206	90.99	1.759	14:42:22.382	
12 -	30.720	98.1	25.107	110.3	36.784	96.5	1:32.611 (3)	91.58	1.164	14:43:54.993	
13 -	30.658	98.3	24.732	112.9	36.057	97.1	1:31.447 (1)	92.74		14:45:26.440	
14 -	31.602	96.4	26.810	101.8	37.097	96.8	1:35.509	88.80	4.062	14:47:01.949	
15 -	30.772	97.2	25.561	106.3	37.199	97.1	1:33.532	90.68	2.085	14:48:35.481	
16 -	30.455	98.5	24.916	110.7	36.511	97.1	1:31.882 (2)	92.30	0.435	14:50:07.363	
17 -	31.085	96.8	25.324	103.7	36.802	97.1	1:33.211	90.99	1.764	14:51:40.574	
18 -	31.597	96.0	25.927	98.2	IN PIT		1:33.895 P	90.33	2.448	14:53:14.469	

Weather / Track : Showers / Damp

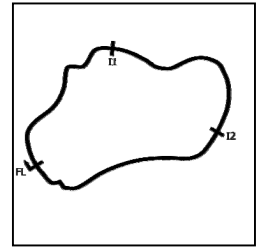
Thruxton
Circuit Length = 2.3560 miles
Start: 14:20 Flag 14:57 End: 14:57

MCRCB BULLETIN TK060

2021 Bennetts British Superbike Championship - Round 4

2021 Honda British Talent Cup

FREE PRACTICE 2 - SECTOR ANALYSIS



SECTOR 1 = FL to I1, SECTOR 2 = I1 to I2, SECTOR 3 = I2 to FL, DIFF = Difference To Personal Best Lap, P = Crossed Finish Line in Pit Lane, D = Time Disallowed

P14 23		Rhys STEPHENSON					Honda - Rocket Racing		
IDEAL LAP TIME : 1:30.978		BEST LAP TIME : 1:31.581			DIFFERENCE : 0.603				
LAP		SECTOR 1	SECTOR 2	SECTOR 3	LAP TIME	MPH	DIFF	TIME OF DAY	
1 -	OUTLAP	90.4	28.043	103.5	40.209	91.0		14:22:03.111	
2 -		32.114	95.0	25.925	106.6	IN PIT	1:36.340 P	88.03 4.759 14:23:39.451	
3 -	OUTLAP	97.8	24.803	110.3	36.633	95.3	3:03.524	46.21 1:31.943 14:26:42.975	
4 -		30.243	99.5	24.600	111.6	37.234	93.7	1:32.077 (2) 92.11 0.496 14:28:15.052	
5 -		30.113	99.7	24.690	106.0	36.778	93.7	1:31.581 (1) 92.61 14:29:46.633	
6 -		30.748	96.5	25.114	106.5	37.509	94.1	1:33.371 90.83 1.790 14:31:20.004	
7 -		31.523	94.2	26.391	106.6	37.971	96.1	1:35.885 88.45 4.304 14:32:55.889	
8 -		34.191	90.0	26.346	111.2	39.367	91.4	1:39.904 84.89 8.323 14:34:35.793	
9 -		33.862	93.2	26.037	109.2	38.718	93.3	1:38.617 86.00 7.036 14:36:14.410	
10 -		32.970	94.7	26.482	108.9	38.104	92.9	1:37.556 86.94 5.975 14:37:51.966	
11 -		32.390	97.1	25.411	110.9	37.851	93.5	1:35.652 88.67 4.071 14:39:27.618	
12 -		31.910	95.5	25.332	110.3	37.664	92.9	1:34.906 89.36 3.325 14:41:02.524	
13 -		32.177	96.8	25.710	89.0	IN PIT	1:37.683 P	86.82 6.102 14:42:40.207	
14 -	OUTLAP	95.0	26.018	106.3	37.940	92.6	3:20.508	42.30 1:48.927 14:46:00.715	
15 -		30.991	94.7	25.020	106.6	36.910	94.2	1:32.921 91.27 1.340 14:47:33.636	
16 -		30.658	97.6	24.906	107.7	37.110	93.2	1:32.674 (3) 91.52 1.093 14:49:06.310	
17 -		32.078	96.1	25.523	99.1	IN PIT	1:38.872 P	85.78 7.291 14:50:45.182	
18 -	OUTLAP	96.4	24.570	111.2	37.211	94.2	4:48.786	29.36 3:17.205 14:55:33.968	

P15 4		Sullivan MOUNSEY					Honda - iForce Lloyd & Jones		
IDEAL LAP TIME : 1:31.092		BEST LAP TIME : 1:31.801			DIFFERENCE : 0.709				
LAP		SECTOR 1	SECTOR 2	SECTOR 3	LAP TIME	MPH	DIFF	TIME OF DAY	
1 -	OUTLAP	97.1	26.480	110.9	38.173	95.0		14:23:24.479	
2 -		31.335	97.3	25.525	111.4	37.605	96.8	1:34.465 89.78 2.664 14:24:58.944	
3 -		31.154	98.5	24.943	112.4	37.196	94.6	1:33.293 90.91 1.492 14:26:32.237	
4 -		30.816	96.2	24.934	112.5	37.031	94.9	1:32.781 91.41 0.980 14:28:05.018	
5 -		31.014	97.6	25.125	108.4	37.427	94.9	1:33.566 90.64 1.765 14:29:38.584	
6 -		31.782	95.0	26.218	110.5	37.992	94.5	1:35.992 88.35 4.191 14:31:14.576	
7 -		32.690	92.4	27.123	107.3	38.933	93.8	1:38.746 85.89 6.945 14:32:53.322	
8 -		34.561	91.1	27.330	111.1	40.538	90.9	1:42.429 82.80 10.628 14:34:35.751	
9 -		35.760	94.5	27.353	109.4	IN PIT	1:42.210 P	82.98 10.409 14:36:17.961	
10 -	OUTLAP	92.1	27.157	108.5	38.809	93.5	2:21.323	60.01 49.522 14:38:39.284	
11 -		33.230	93.5	26.337	110.3	38.496	94.1	1:38.063 86.49 6.262 14:40:17.347	
12 -		33.115	93.8	25.683	109.4	37.765	95.3	1:36.563 87.83 4.762 14:41:53.910	
13 -		31.664	96.9	25.501	112.5	37.082	97.1	1:34.247 89.99 2.446 14:43:28.157	
14 -		31.376	96.4	25.454	111.8	37.027	94.1	1:33.857 90.36 2.056 14:45:02.014	
15 -		31.346	96.2	25.922	111.1	36.637	95.1	1:33.905 90.32 2.104 14:46:35.919	
16 -		31.220	97.6	24.950	111.6	36.211	96.1	1:32.381 91.81 0.580 14:48:08.300	
17 -		30.699	98.8	24.714	113.7	36.572	95.5	1:31.985 (3) 92.20 0.184 14:49:40.285	
18 -		30.700	98.9	24.615	113.1	37.268	94.2	1:32.583 91.61 0.782 14:51:12.868	
19 -		30.266	99.1	24.740	112.5	36.795	95.3	1:31.801 (1) 92.39 14:52:44.669	
20 -		30.311	100.1	25.050	113.7	37.173	96.0	1:32.534 91.65 0.733 14:54:17.203	
21 -		30.398	99.4	24.679	112.9	36.767	95.5	1:31.844 (2) 92.34 0.043 14:55:49.047	

Weather / Track : Showers / Damp

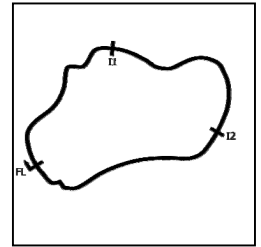
Thrupton
Circuit Length = 2.3560 miles
Start: 14:20 Flag 14:57 End: 14:57

MCRCB BULLETIN TK060

2021 Bennetts British Superbike Championship - Round 4

2021 Honda British Talent Cup

FREE PRACTICE 2 - SECTOR ANALYSIS



SECTOR 1 = FL to I1, SECTOR 2 = I1 to I2, SECTOR 3 = I2 to FL, DIFF = Difference To Personal Best Lap, P = Crossed Finish Line in Pit Lane, D = Time Disallowed

P16		5		Mason JOHNSON			Honda - Johnson Racing				
IDEAL LAP TIME : 1:31.565		BEST LAP TIME : 1:31.820			DIFFERENCE : 0.255						
LAP	SECTOR 1	SECTOR 2		SECTOR 3		LAP TIME	MPH	DIFF	TIME OF DAY		
1 -	OUTLAP	92.3	27.364	106.1	38.897	92.3			14:22:02.751		
2 -	31.144	93.8	25.095	109.1	38.261	94.3	1:34.500	89.75	2.680	14:23:37.251	
3 -	30.708	96.1	24.845	112.0	37.133	93.9	1:32.686 (3)	91.50	0.866	14:25:09.937	
4 -	30.549	96.9	24.618	109.6	36.653	95.8	1:31.820 (1)	92.37		14:26:41.757	
5 -	30.412	98.1	24.762	109.2	37.393	93.5	1:32.567 (2)	91.62	0.747	14:28:14.324	
6 -	30.543	98.3	24.867	105.8	37.313	95.0	1:32.723	91.47	0.903	14:29:47.047	
7 -	31.006	98.3	24.850	107.8	38.093	94.1	1:33.949	90.27	2.129	14:31:20.996	
8 -	31.648	94.7	25.605	104.2	37.449	95.5	1:34.702	89.56	2.882	14:32:55.698	
9 -	34.258	88.6	25.946	111.4	40.140	92.9	1:40.344	84.52	8.524	14:34:36.042	
10 -	34.803	91.9	26.711	106.8	IN PIT		1:39.716	P	85.05	7.896	14:36:15.758
11 -	OUTLAP	91.8	26.998	105.8	38.903	93.0	6:03.114	23.35	4:31.294	14:42:18.872	
12 -	32.840	92.4	26.250	107.0	37.824	94.3	1:36.914	87.51	5.094	14:43:55.786	
13 -	31.606	96.8	25.176	110.5	36.648	94.5	1:33.430	90.78	1.610	14:45:29.216	
14 -	32.040	93.8	25.108	108.0	36.535	94.7	1:33.683	90.53	1.863	14:47:02.899	
15 -	30.851	96.0	24.921	110.5	37.092	95.3	1:32.864	91.33	1.044	14:48:35.763	
16 -	30.840	97.6	25.236	110.7	36.727	93.9	1:32.803	91.39	0.983	14:50:08.566	
17 -	31.106	96.4	24.936	106.6	37.236	93.9	1:33.278	90.92	1.458	14:51:41.844	
18 -	30.843	97.5	24.824	108.7	37.919	93.0	1:33.586	90.62	1.766	14:53:15.430	
19 -	40.093	97.1	25.280	106.0	IN PIT		1:42.284	P	82.92	10.464	14:54:57.714

P17		14		Evan PENDRILL			Honda - EPRacing / SP125 Racing				
IDEAL LAP TIME : 1:31.829		BEST LAP TIME : 1:32.046			DIFFERENCE : 0.217						
LAP	SECTOR 1	SECTOR 2		SECTOR 3		LAP TIME	MPH	DIFF	TIME OF DAY		
1 -	OUTLAP	87.7	30.337	84.6	44.890	91.4			14:23:19.334		
2 -	31.390	92.9	25.454	109.2	37.920	92.8	1:34.764	89.50	2.718	14:24:54.098	
3 -	30.841	95.0	24.939	108.9	37.633	91.5	1:33.413	90.79	1.367	14:26:27.511	
4 -	30.549	94.5	24.708	107.5	37.621	93.0	1:32.878	91.31	0.832	14:28:00.389	
5 -	30.392	94.5	24.529	107.2	37.575	92.4	1:32.496 (3)	91.69	0.450	14:29:32.885	
6 -	33.134	87.1	27.926	94.9	IN PIT		1:45.351	P	80.50	13.305	14:31:18.236
7 -	OUTLAP	89.7	27.501	106.5	IN PIT		7:51.734	P	17.97	6:19.688	14:39:09.970
8 -	OUTLAP	92.5	25.926	107.2	38.045	92.0	7:12.499	19.61	5:40.453	14:46:22.469	
9 -	30.754	94.1	25.256	108.5	38.360	92.5	1:34.370	89.87	2.324	14:47:56.839	
10 -	31.219	93.3	24.822	109.4	37.243	92.1	1:33.284	90.92	1.238	14:49:30.123	
11 -	30.677	93.3	24.802	108.9	37.140	92.8	1:32.619	91.57	0.573	14:51:02.742	
12 -	30.618	93.8	24.522	109.8	37.412	91.4	1:32.552	91.64	0.506	14:52:35.294	
13 -	30.608	94.3	24.367	110.7	37.071	92.8	1:32.046 (1)	92.14		14:54:07.340	
14 -	30.404	94.2	24.366	110.1	37.591	92.4	1:32.361 (2)	91.83	0.315	14:55:39.701	

Weather / Track : Showers / Damp

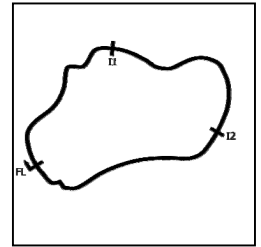
Thruxton
Circuit Length = 2.3560 miles
Start: 14:20 Flag 14:57 End: 14:57

MCRCB BULLETIN TK060

2021 Bennetts British Superbike Championship - Round 4

2021 Honda British Talent Cup

FREE PRACTICE 2 - SECTOR ANALYSIS



SECTOR 1 = FL to I1, SECTOR 2 = I1 to I2, SECTOR 3 = I2 to FL, DIFF = Difference To Personal Best Lap, P = Crossed Finish Line in Pit Lane, D = Time Disallowed

P18 69		Eli BANISH					Honda - Team Thorneycroft Racing				
IDEAL LAP TIME : 1:32.336		BEST LAP TIME : 1:32.336					DIFFERENCE : 0.000				
LAP		SECTOR 1	SECTOR 2		SECTOR 3		LAP TIME	MPH	DIFF	TIME OF DAY	
1 -	OUTLAP	90.3	28.362	107.3	40.605	91.3				14:22:09.611	
2 -	34.765	92.9	27.789	108.2	39.088	92.3	1:41.642	83.44	9.306	14:23:51.253	
3 -	32.753	94.1	26.225	110.3	38.865	91.8	1:37.843	86.68	5.507	14:25:29.096	
4 -	32.974	94.1	26.175	109.4	39.144	92.1	1:38.293	86.28	5.957	14:27:07.389	
5 -	32.862	95.0	25.914	108.4	38.452	92.1	1:37.228	87.23	4.892	14:28:44.617	
6 -	31.927	94.7	26.080	108.0	39.042	92.3	1:37.049	87.39	4.713	14:30:21.666	
7 -	33.430	92.5	28.150	105.1	IN PIT		1:41.508 P	83.55	9.172	14:32:03.174	
8 -	OUTLAP	90.9	27.500	108.4	41.439	91.0	3:44.747	37.73	2:12.411	14:35:47.921	
9 -	35.560	90.4	26.445	109.6	39.640	90.5	1:41.645	83.44	9.309	14:37:29.566	
10 -	33.551	93.8	26.824	105.3	40.047	92.3	1:40.422	84.45	8.086	14:39:09.988	
11 -	32.369	94.2	25.572	110.5	38.311	92.5	1:36.252	88.11	3.916	14:40:46.240	
12 -	32.032	95.1	25.272	110.3	37.601	92.5	1:34.905	89.36	2.569	14:42:21.145	
13 -	31.523	94.2	25.330	110.7	37.602	92.8	1:34.455 (3)	89.79	2.119	14:43:55.600	
14 -	31.443	96.4	24.873	111.1	37.010	92.9	1:33.326 (2)	90.88	0.990	14:45:28.926	
15 -	32.569	93.8	25.390	108.4	38.016	92.4	1:35.975	88.37	3.639	14:47:04.901	
16 -	31.902	94.7	25.537	105.3	IN PIT		1:34.454 P	89.79	2.118	14:48:39.355	
17 -	OUTLAP	93.4	25.590	108.0	37.839	91.5	5:33.937	25.39	4:01.601	14:54:13.292	
18 -	31.016	94.3	24.826	111.4	36.494	94.5	1:32.336 (1)	91.85		14:55:45.628	

P19 8		Ross MOORE					Honda - B Moore Honda				
IDEAL LAP TIME : 1:32.437		BEST LAP TIME : 1:32.470					DIFFERENCE : 0.033				
LAP		SECTOR 1	SECTOR 2		SECTOR 3		LAP TIME	MPH	DIFF	TIME OF DAY	
1 -	OUTLAP	93.5	25.396	112.4	40.358	92.6				14:21:51.620	
2 -	32.527	96.5	24.791	111.1	38.825	94.7	1:36.143	88.21	3.673	14:23:27.763	
3 -	31.580	96.2	24.701	114.7	38.487	94.1	1:34.768	89.49	2.298	14:25:02.531	
4 -	32.561	96.1	25.531	109.8	39.068	94.1	1:37.160	87.29	4.690	14:26:39.691	
5 -	31.596	97.9	24.846	108.2	38.122	94.3	1:34.564	89.69	2.094	14:28:14.255	
6 -	32.182	98.1	24.851	103.7	37.924	93.4	1:34.957	89.32	2.487	14:29:49.212	
7 -	31.817	95.1	25.937	106.3	37.297	93.3	1:35.051	89.23	2.581	14:31:24.263	
8 -	31.433	96.6	25.293	111.1	37.822	94.3	1:34.548	89.70	2.078	14:32:58.811	
9 -	32.456	91.0	26.017	113.3	38.922	91.4	1:37.395	87.08	4.925	14:34:36.206	
10 -	34.660	93.0	26.810	104.8	38.287	94.5	1:39.757	85.02	7.287	14:36:15.963	
11 -	31.674	96.5	26.087	112.4	37.677	93.7	1:35.438	88.87	2.968	14:37:51.401	
12 -	31.478	97.2	24.846	110.5	38.066	94.7	1:34.390	89.85	1.920	14:39:25.791	
13 -	32.105	94.6	25.430	108.0	IN PIT		1:35.365 P	88.93	2.895	14:41:01.156	
14 -	OUTLAP	95.7	25.529	110.9	37.808	93.8	4:32.570	31.11	3:00.100	14:45:33.726	
15 -	31.457	96.0	25.124	110.9	37.297	95.0	1:33.878	90.34	1.408	14:47:07.604	
16 -	31.247	96.6	24.523	112.2	38.032	92.3	1:33.802	90.42	1.332	14:48:41.406	
17 -	31.057	97.6	24.492	108.7	37.735	94.5	1:33.284 (3)	90.92	0.814	14:50:14.690	
18 -	30.876	98.1	24.595	113.1	37.583	94.2	1:33.054 (2)	91.14	0.584	14:51:47.744	
19 -	30.909	97.6	24.409	112.5	37.152	95.8	1:32.470 (1)	91.72		14:53:20.214	
20 -	31.040	96.8	25.157	113.5	37.470	95.5	1:33.667	90.55	1.197	14:54:53.881	
21 -	31.423	96.9	25.144	111.6	37.870	94.3	1:34.437	89.81	1.967	14:56:28.318	

Weather / Track : Showers / Damp

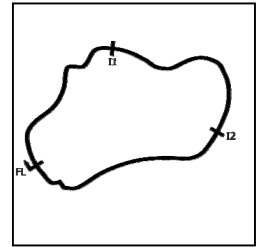
Thruxton
Circuit Length = 2.3560 miles
Start: 14:20 Flag 14:57 End: 14:57

MCRCB BULLETIN TK060

2021 Bennetts British Superbike Championship - Round 4

2021 Honda British Talent Cup

FREE PRACTICE 2 - SECTOR ANALYSIS



SECTOR 1 = FL to I1, SECTOR 2 = I1 to I2, SECTOR 3 = I2 to FL, DIFF = Difference To Personal Best Lap, P = Crossed Finish Line in Pit Lane, D = Time Disallowed

P20 12		Josh BANNISTER					Honda - Dunsley Heat Racing				
IDEAL LAP TIME : 1:32.052		BEST LAP TIME : 1:32.996			DIFFERENCE : 0.944						
LAP	SECTOR 1	SECTOR 2		SECTOR 3		LAP TIME	MPH	DIFF	TIME OF DAY		
1 -	OUTLAP	88.7	28.419	105.6	41.015	89.0			14:21:57.035		
2 -	33.509	90.8	27.787	104.2	39.637	94.6	1:40.933	84.03	7.937	14:23:37.968	
3 -	31.467	96.2	25.473	110.5	38.379	90.9	1:35.319	88.98	2.323	14:25:13.287	
4 -	31.864	94.2	25.529	109.2	IN PIT		1:34.362	P	89.88	1.366	14:26:47.649
5 -	OUTLAP	80.8	31.074	87.2	IN PIT		5:55.144	P	23.88	4:22.148	14:32:42.793
6 -	OUTLAP	89.7	27.873	104.2	40.796	83.9	9:20.389	15.13	7:47.393	14:42:03.182	
7 -	33.559	92.4	27.105	106.3	39.078	90.6	1:39.742	85.03	6.746	14:43:42.924	
8 -	32.637	95.4	26.927	106.8	38.592	89.2	1:38.156	86.40	5.160	14:45:21.080	
9 -	32.260	94.7	26.158	108.7	38.865	87.2	1:37.283	87.18	4.287	14:46:58.363	
10 -	31.695	93.5	25.891	109.1	38.028	89.7	1:35.614	88.70	2.618	14:48:33.977	
11 -	31.864	92.9	25.691	111.1	36.961	93.0	1:34.516	(3)	89.73	1.520	14:50:08.493
12 -	31.805	93.8	25.222	109.2	37.043	92.1	1:34.070	(2)	90.16	1.074	14:51:42.563
13 -	31.653	95.5	25.083	111.2	38.350	89.1	1:35.086	89.19	2.090	14:53:17.649	
14 -	32.306	97.2	24.770	109.6	37.551	91.5	1:34.627	89.63	1.631	14:54:52.276	
15 -	30.493	97.6	24.598	110.1	37.905	89.9	1:32.996	(1)	91.20		14:56:25.272

P21 21		Troy JEFFREY					Honda - Stiggymotorsport				
IDEAL LAP TIME : 1:32.295		BEST LAP TIME : 1:33.037			DIFFERENCE : 0.742						
LAP	SECTOR 1	SECTOR 2		SECTOR 3		LAP TIME	MPH	DIFF	TIME OF DAY		
1 -	OUTLAP	90.9	29.064	102.1	41.429	94.9			14:22:41.028		
2 -	32.701	96.4	26.797	106.1	39.323	96.0	1:38.821	85.82	5.784	14:24:19.849	
3 -	32.690	97.1	26.697	100.1	38.413	96.6	1:37.800	86.72	4.763	14:25:57.649	
4 -	31.139	98.1	25.737	107.8	38.128	96.1	1:35.004	89.27	1.967	14:27:32.653	
5 -	31.325	97.1	25.719	106.3	37.811	97.2	1:34.855	89.41	1.818	14:29:07.508	
6 -	31.417	97.6	26.727	103.4	37.644	96.9	1:35.788	88.54	2.751	14:30:43.296	
7 -	32.153	91.3	26.914	107.2	38.707	95.5	1:37.774	86.74	4.737	14:32:21.070	
8 -	33.167	92.3	27.098	107.0	38.560	94.9	1:38.825	85.82	5.788	14:33:59.895	
9 -	33.087	95.1	26.442	105.5	39.044	94.6	1:38.573	86.04	5.536	14:35:38.468	
10 -	34.933	81.5	29.213	92.3	IN PIT		1:49.177	P	77.68	16.140	14:37:27.645
11 -	OUTLAP	93.5	26.970	107.3	38.450	96.5	3:23.197	41.74	1:50.160	14:40:50.842	
12 -	32.731	93.8	26.705	106.6	IN PIT		1:40.487	P	84.40	7.450	14:42:31.329
13 -	OUTLAP	95.1	26.486	106.6	38.141	96.8	2:40.178	52.95	1:07.141	14:45:11.507	
14 -	31.301	96.6	26.586	106.0	37.671	96.4	1:35.558	88.75	2.521	14:46:47.065	
15 -	31.019	96.1	25.871	104.6	37.764	95.3	1:34.654	89.60	1.617	14:48:21.719	
16 -	30.780	97.8	25.424	107.2	37.352	96.8	1:33.556	90.65	0.519	14:49:55.275	
17 -	30.853	97.5	25.678	104.3	37.935	95.5	1:34.466	89.78	1.429	14:51:29.741	
18 -	30.676	97.5	25.405	106.5	37.158	97.6	1:33.239	(3)	90.96	0.202	14:53:02.980
19 -	30.691	100.0	25.221	110.0	37.143	96.9	1:33.055	(2)	91.14	0.018	14:54:36.035
20 -	30.569	97.3	25.358	108.7	37.110	98.3	1:33.037	(1)	91.16		14:56:09.072

Weather / Track : Showers / Damp

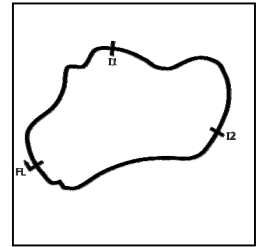
Thrupton
Circuit Length = 2.3560 miles
Start: 14:20 Flag 14:57 End: 14:57

MCRCB BULLETIN TK060

2021 Bennetts British Superbike Championship - Round 4

2021 Honda British Talent Cup

FREE PRACTICE 2 - SECTOR ANALYSIS



SECTOR 1 = FL to I1, SECTOR 2 = I1 to I2, SECTOR 3 = I2 to FL, DIFF = Difference To Personal Best Lap, P = Crossed Finish Line in Pit Lane, D = Time Disallowed

P22 51		Holly HARRIS					Honda - MJL Racing				
IDEAL LAP TIME : 1:34.047		BEST LAP TIME : 1:34.404			DIFFERENCE : 0.357						
LAP	SECTOR 1	SECTOR 2		SECTOR 3		LAP TIME	MPH	DIFF	TIME OF DAY		
1 -	OUTLAP	91.9	29.861	101.5	40.429	96.8			14:23:39.441		
2 -	33.219	95.4	27.760	110.9	38.321	97.3	1:39.300	85.41	4.896	14:25:18.741	
3 -	32.303	96.8	26.106	110.0	37.957	95.7	1:36.366	88.01	1.962	14:26:55.107	
4 -	31.681	96.9	26.402	109.2	38.153	96.1	1:36.236	88.13	1.832	14:28:31.343	
5 -	32.234	96.5	26.467	108.0	38.735	95.3	1:37.436	87.04	3.032	14:30:08.779	
6 -	32.742	93.0	28.376	103.2	IN PIT		1:42.408	P	82.82	8.004	14:31:51.187
7 -	OUTLAP	88.3	28.724	103.8	42.926	92.4	2:52.215	49.25	1:17.811	14:34:43.402	
8 -	36.619	89.7	28.572	106.3	40.721	93.3	1:45.912	80.08	11.508	14:36:29.314	
9 -	35.310	90.4	28.373	104.5	IN PIT		1:44.928	P	80.83	10.524	14:38:14.242
10 -	OUTLAP	92.5	26.836	109.1	39.172	92.6	8:05.922	17.45	6:31.518	14:46:20.164	
11 -	32.140	96.9	25.966	111.4	38.301	96.8	1:36.407	87.97	2.003	14:47:56.571	
12 -	32.318	96.0	25.691	111.6	37.843	96.1	1:35.852	88.48	1.448	14:49:32.423	
13 -	31.904	97.5	25.799	110.5	38.727	95.8	1:36.430	87.95	2.026	14:51:08.853	
14 -	31.193	97.6	25.467	111.4	38.001	96.2	1:34.661	(2)	89.59	0.257	14:52:43.514
15 -	31.136	99.2	25.068	110.1	38.200	97.1	1:34.404	(1)	89.84		14:54:17.918
16 -	31.169	97.6	25.737	110.3	38.205	96.4	1:35.111	(3)	89.17	0.707	14:55:53.029

P23 44		Lucas HILL					Honda - Ashcourt Racing				
IDEAL LAP TIME : 1:34.473		BEST LAP TIME : 1:34.777			DIFFERENCE : 0.304						
LAP	SECTOR 1	SECTOR 2		SECTOR 3		LAP TIME	MPH	DIFF	TIME OF DAY		
1 -	OUTLAP	81.9	31.303	93.3	41.469	92.3			14:23:39.065		
2 -	33.291	91.3	27.723	101.3	39.413	93.5	1:40.427	84.45	5.650	14:25:19.492	
3 -	31.854	93.9	26.767	104.0	39.060	93.5	1:37.681	86.82	2.904	14:26:57.173	
4 -	31.078	94.9	25.531	108.2	IN PIT		1:34.673	P	89.58		14:28:31.846
5 -	OUTLAP	92.1	27.357	100.7	39.546	92.3	2:42.099	52.32	1:07.322	14:31:13.945	
6 -	33.121	89.7	27.516	101.2	39.819	92.0	1:40.456	84.43	5.679	14:32:54.401	
7 -	36.144	84.5	29.413	98.5	IN PIT		1:45.787	P	80.17	11.010	14:34:40.188
8 -	OUTLAP	88.1	28.688	95.8	39.688	92.9	5:04.325	27.87	3:29.548	14:39:44.513	
9 -	32.962	90.4	27.917	99.1	39.411	91.9	1:40.290	84.57	5.513	14:41:24.803	
10 -	33.071	91.1	27.305	105.6	38.632	93.7	1:39.008	85.66	4.231	14:43:03.811	
11 -	32.515	92.4	26.522	106.6	39.084	88.8	1:38.121	86.44	3.344	14:44:41.932	
12 -	32.536	91.1	27.284	104.5	38.877	91.3	1:38.697	85.93	3.920	14:46:20.629	
13 -	31.911	94.3	26.882	100.7	IN PIT		1:35.809	P	88.52	1.032	14:47:56.438
14 -	OUTLAP	93.3	26.570	105.6	38.220	92.9	2:27.502	57.50	52.725	14:50:23.940	
15 -	31.306	95.0	25.953	105.6	38.308	93.0	1:35.567	(2)	88.75	0.790	14:51:59.507
16 -	31.464	93.4	26.070	101.3	38.231	93.7	1:35.765	(3)	88.56	0.988	14:53:35.272
17 -	31.105	95.0	25.693	107.7	37.979	93.8	1:34.777	(1)	89.49		14:55:10.049

Weather / Track : Showers / Damp

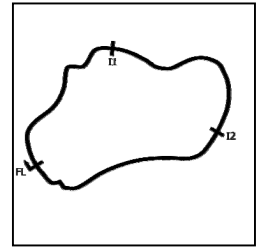
Thruxton
Circuit Length = 2.3560 miles
Start: 14:20 Flag 14:57 End: 14:57

MCRCB BULLETIN TK060

2021 Bennetts British Superbike Championship - Round 4

2021 Honda British Talent Cup

FREE PRACTICE 2 - SECTOR ANALYSIS



SECTOR 1 = FL to I1, SECTOR 2 = I1 to I2, SECTOR 3 = I2 to FL, DIFF = Difference To Personal Best Lap, P = Crossed Finish Line in Pit Lane, D = Time Disallowed

P24 22		Anthony EAGLE					Honda - Microlise Cresswell Racing				
IDEAL LAP TIME : 1:34.018		BEST LAP TIME : 1:34.884					DIFFERENCE : 0.866				
LAP	SECTOR 1	SECTOR 2		SECTOR 3		LAP TIME	MPH	DIFF	TIME OF DAY		
1 -	OUTLAP	92.1	27.655	107.0	39.553	92.1			14:21:46.787		
2 -	32.993	93.7	26.926	109.4	40.650	91.5	1:40.569	84.33	5.685	14:23:27.356	
3 -	32.418	95.3	25.346	110.1	37.927	94.6	1:35.691	88.63	0.807	14:25:03.047	
4 -	31.951	95.3	25.503	109.4	38.026	92.3	1:35.480	88.83	0.596	14:26:38.527	
5 -	32.017	95.4	25.261	108.0	39.321	92.5	1:36.599	87.80	1.715	14:28:15.126	
6 -	32.015	95.4	26.019	104.8	38.377	92.1	1:36.411	87.97	1.527	14:29:51.537	
7 -	32.922	91.8	26.913	106.5	40.647	90.6	1:40.482	84.40	5.598	14:31:32.019	
8 -	34.412	91.9	26.889	106.8	39.914	91.4	1:41.215	83.79	6.331	14:33:13.234	
9 -	34.172	90.4	27.100	107.5	39.911	89.9	1:41.183	83.82	6.299	14:34:54.417	
10 -	35.529	88.0	27.273	105.8	39.318	91.1	1:42.120	83.05	7.236	14:36:36.537	
11 -	34.094	90.5	26.608	107.7	39.020	90.6	1:39.722	85.05	4.838	14:38:16.259	
12 -	32.258	94.5	25.562	108.9	37.458	92.3	1:35.278	89.01	0.394	14:39:51.537	
13 -	31.994	95.3	25.414	109.2	37.476	92.3	1:34.884 (1)	89.38		14:41:26.421	
14 -	31.786	95.7	25.591	109.4	38.141	92.0	1:35.518	88.79	0.634	14:43:01.939	
15 -	32.109	93.2	25.268	108.5	37.681	92.6	1:35.058 (3)	89.22	0.174	14:44:36.997	
16 -	33.319	92.0	26.981	102.4	IN PIT		1:41.098 P	83.89	6.214	14:46:18.095	
17 -	OUTLAP	93.3	25.844	107.5	39.224	92.0	7:36.668	18.57	6:01.784	14:53:54.763	
18 -	31.680	95.5	25.125	109.1	38.101	91.5	1:34.906 (2)	89.36	0.022	14:55:29.669	

P25 61		Harrison MACKAY					Honda - True Heros Racing / Super Soco				
IDEAL LAP TIME : 1:34.349		BEST LAP TIME : 1:34.925					DIFFERENCE : 0.576				
LAP	SECTOR 1	SECTOR 2		SECTOR 3		LAP TIME	MPH	DIFF	TIME OF DAY		
1 -	OUTLAP	88.1	30.343	91.9	41.571	92.9			14:23:55.115		
2 -	33.962	96.9	27.380	111.4	40.552	96.4	1:41.894	83.23	6.969	14:25:37.009	
3 -	33.070	96.1	26.799	111.4	39.158	95.3	1:39.027	85.64	4.102	14:27:16.036	
4 -	32.339	97.8	26.303	110.0	38.833	97.1	1:37.475	87.01	2.550	14:28:53.511	
5 -	32.571	92.6	27.625	108.9	39.456	95.8	1:39.652	85.11	4.727	14:30:33.163	
6 -	33.704	93.0	28.033	107.5	41.511	94.5	1:43.248	82.14	8.323	14:32:16.411	
7 -	35.894	89.4	28.912	109.8	41.174	94.1	1:45.980	80.03	11.055	14:34:02.391	
8 -	35.594	91.3	27.984	110.9	40.895	92.8	1:44.473	81.18	9.548	14:35:46.864	
9 -	36.423	91.8	27.774	110.0	39.771	95.3	1:43.968	81.57	9.043	14:37:30.832	
10 -	33.961	93.5	27.172	110.7	39.585	96.0	1:40.718	84.21	5.793	14:39:11.550	
11 -	33.316	94.7	26.535	110.5	38.471	96.8	1:38.322	86.26	3.397	14:40:49.872	
12 -	33.192	94.9	26.732	111.1	38.461	96.0	1:38.385	86.20	3.460	14:42:28.257	
13 -	33.476	91.0	27.417	107.2	IN PIT		1:39.676 P	85.09	4.751	14:44:07.933	
14 -	OUTLAP	92.6	26.761	110.3	39.087	96.2	3:00.973	46.86	1:26.048	14:47:08.906	
15 -	32.124	96.9	25.894	109.4	38.197	96.4	1:36.215	88.15	1.290	14:48:45.121	
16 -	32.771	98.3	25.894	109.8	37.437	97.2	1:36.102	88.25	1.177	14:50:21.223	
17 -	31.883	98.2	25.599	111.8	38.276	96.2	1:35.758 (3)	88.57	0.833	14:51:56.981	
18 -	31.604	98.8	25.511	109.4	37.908	97.2	1:35.023 (2)	89.25	0.098	14:53:32.004	
19 -	31.639	97.9	25.388	105.3	37.898	97.1	1:34.925 (1)	89.35		14:55:06.929	

Weather / Track : Showers / Damp

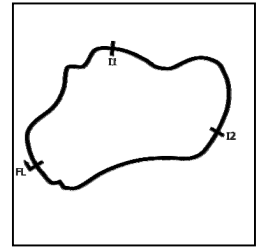
Thruxton
Circuit Length = 2.3560 miles
Start: 14:20 Flag 14:57 End: 14:57

MCRCB BULLETIN TK060

2021 Bennetts British Superbike Championship - Round 4

2021 Honda British Talent Cup

FREE PRACTICE 2 - SECTOR ANALYSIS



SECTOR 1 = FL to I1, SECTOR 2 = I1 to I2, SECTOR 3 = I2 to FL, DIFF = Difference To Personal Best Lap, P = Crossed Finish Line in Pit Lane, D = Time Disallowed

P26 66		Rossi DOBSON					Honda - WM Racing				
IDEAL LAP TIME : 1:34.785		BEST LAP TIME : 1:35.160			DIFFERENCE : 0.375						
LAP	SECTOR 1	SECTOR 2		SECTOR 3		LAP TIME	MPH	DIFF	TIME OF DAY		
1 -	OUTLAP	84.0	32.342	90.3	42.696	87.6			14:22:07.313		
2 -	35.719	90.9	29.680	101.3	40.775	91.6	1:46.174	79.88	11.014	14:23:53.487	
3 -	34.102	93.7	28.029	106.1	41.303	93.3	1:43.434	82.00	8.274	14:25:36.921	
4 -	33.697	94.9	27.371	109.2	40.632	91.6	1:41.700	83.39	6.540	14:27:18.621	
5 -	32.573	97.1	26.657	106.5	39.652	92.9	1:38.882	85.77	3.722	14:28:57.503	
6 -	32.832	93.2	28.136	105.0	38.998	93.7	1:39.966	84.84	4.806	14:30:37.469	
7 -	32.976	89.3	27.636	105.6	IN PIT		1:39.750	P	85.02	4.590	14:32:17.219
8 -	OUTLAP	88.5	28.655	99.7	40.208	91.5	6:13.375	22.71	4:38.215	14:38:30.594	
9 -	33.359	94.2	27.227	105.8	39.413	93.4	1:39.999	84.81	4.839	14:40:10.593	
10 -	32.746	94.7	26.756	106.5	38.537	94.3	1:38.039	86.51	2.879	14:41:48.632	
11 -	32.192	96.5	26.746	106.6	39.049	94.1	1:37.987	86.55	2.827	14:43:26.619	
12 -	31.989	97.9	26.526	107.5	37.740	94.1	1:36.255	(3)	88.11	1.095	14:45:02.874
13 -	31.534	98.9	26.358	109.4	37.527	93.7	1:35.419	(2)	88.88	0.259	14:46:38.293
14 -	31.249	97.9	26.009	106.5	37.902	94.1	1:35.160	(1)	89.13		14:48:13.453
15 -	31.583	96.9	26.325	107.7	38.458	93.7	1:36.366	88.01	1.206	14:49:49.819	
16 -	31.381	96.6	28.567	97.2	IN PIT		1:39.042	P	85.63	3.882	14:51:28.861
17 -	OUTLAP	82.9	28.209	99.5	IN PIT		1:54.596	P	74.01	19.436	14:53:23.457

P27 41		Luca HOPKINS					Honda - Wilson Racing				
IDEAL LAP TIME : 1:35.349		BEST LAP TIME : 1:35.572			DIFFERENCE : 0.223						
LAP	SECTOR 1	SECTOR 2		SECTOR 3		LAP TIME	MPH	DIFF	TIME OF DAY		
1 -	OUTLAP	89.5	28.250	98.6	IN PIT			P		14:23:49.119	
2 -	OUTLAP	91.5	28.142	99.2	40.309	92.8	7:28.107	18.92	5:52.535	14:31:17.226	
3 -	33.513	93.3	27.377	104.2	IN PIT		1:39.517	P	85.22	3.945	14:32:56.743
4 -	OUTLAP	93.4	26.586	102.1	39.470	93.8	9:45.149	14.49	8:09.577	14:42:41.892	
5 -	32.199	97.9	25.757	107.7	37.616	95.1	1:35.572	(1)	88.74		14:44:17.464

P28 2		Rhys COATES					Honda - Ernie Coates Race Support / SP125 Racing				
IDEAL LAP TIME : 1:35.340		BEST LAP TIME : 1:35.659			DIFFERENCE : 0.319						
LAP	SECTOR 1	SECTOR 2		SECTOR 3		LAP TIME	MPH	DIFF	TIME OF DAY		
1 -	OUTLAP	88.4	27.601	103.4	42.128	89.2				14:22:55.612	
2 -	33.329	91.1	26.757	105.5	40.063	92.1	1:40.149	84.68	4.490	14:24:35.761	
3 -	32.782	93.0	26.961	105.5	40.118	92.1	1:39.861	84.93	4.202	14:26:15.622	
4 -	32.479	92.5	26.096	107.0	39.625	93.0	1:38.200	86.37	2.541	14:27:53.822	
5 -	32.055	94.7	25.764	101.0	39.562	92.3	1:37.381	87.09	1.722	14:29:31.203	
6 -	32.887	91.3	26.836	102.2	41.049	91.5	1:40.772	84.16	5.113	14:31:11.975	
7 -	33.766	88.6	27.024	104.0	41.550	91.3	1:42.340	82.87	6.681	14:32:54.315	
8 -	35.920	86.2	27.226	106.0	40.407	91.5	1:43.553	81.90	7.894	14:34:37.868	
9 -	34.686	90.4	26.655	106.1	40.368	90.9	1:41.709	83.39	6.050	14:36:19.577	
10 -	34.542	89.2	26.880	105.8	40.014	91.8	1:41.436	83.61	5.777	14:38:01.013	
11 -	35.131	91.5	26.873	102.2	40.048	91.9	1:42.052	83.11	6.393	14:39:43.065	
12 -	33.088	90.9	26.222	107.8	39.742	92.5	1:39.052	85.62	3.393	14:41:22.117	
13 -	33.245	91.8	26.020	107.0	IN PIT		1:38.455	P	86.14	2.796	14:43:00.572
14 -	OUTLAP	92.0	26.086	108.0	39.508	91.9	5:26.455	25.98	3:50.796	14:48:27.027	
15 -	32.322	95.1	25.544	106.1	39.140	92.1	1:37.006	(3)	87.43	1.347	14:50:04.033
16 -	32.184	95.0	25.838	103.7	39.885	92.0	1:37.907	86.62	2.248	14:51:41.940	
17 -	31.792	96.9	25.255	106.6	38.612	92.8	1:35.659	(1)	88.66		14:53:17.599
18 -	31.962	97.3	25.140	104.2	38.892	94.3	1:35.994	(2)	88.35	0.335	14:54:53.593

Weather / Track : Showers / Damp

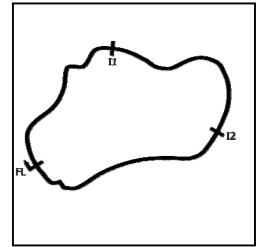
Thruxton
Circuit Length = 2.3560 miles
Start: 14:20 Flag 14:57 End: 14:57

MCRCB BULLETIN TK060

2021 Bennetts British Superbike Championship - Round 4

2021 Honda British Talent Cup

FREE PRACTICE 2 - SECTOR ANALYSIS



SECTOR 1 = FL to I1, SECTOR 2 = I1 to I2, SECTOR 3 = I2 to FL, DIFF = Difference To Personal Best Lap, P = Crossed Finish Line in Pit Lane, D = Time Disallowed

P29 79		Harley McCABE					Honda - MLav VisionTrack Academy			
IDEAL LAP TIME : 1:35.920		BEST LAP TIME : 1:36.219			DIFFERENCE : 0.299					
LAP	SECTOR 1	SECTOR 2		SECTOR 3		LAP TIME	MPH	DIFF	TIME OF DAY	
1 -	OUTLAP	90.8	29.014	106.1	39.735	94.3			14:22:45.268	
2 -	33.886	94.1	26.818	111.6	37.831	96.8	1:38.535	86.07	2.316	14:24:23.803
3 -	32.782	96.9	25.887	113.3	37.550	95.4	1:36.219 (1)	88.14		14:26:00.022
4 -	32.597	96.2	26.051	110.9	37.815	96.1	1:36.463 (3)	87.92	0.244	14:27:36.485
5 -	32.483	96.2	26.264	108.7	37.563	95.8	1:36.310 (2)	88.06	0.091	14:29:12.795
6 -	32.783	95.5	26.553	109.2	37.588	96.0	1:36.924	87.50	0.705	14:30:49.719
7 -	33.595	93.2	27.477	110.1	38.532	95.1	1:39.604	85.15	3.385	14:32:29.323
8 -	33.767	93.7	27.329	112.0	38.425	95.4	1:39.521	85.22	3.302	14:34:08.844

P30 65		Alexander ROWAN					Honda - Victoria House Mortimer Racing			
IDEAL LAP TIME : 1:35.699		BEST LAP TIME : 1:36.663			DIFFERENCE : 0.964					
LAP	SECTOR 1	SECTOR 2		SECTOR 3		LAP TIME	MPH	DIFF	TIME OF DAY	
1 -	OUTLAP	89.1	28.809	100.4	41.555	91.4			14:22:15.119	
2 -	35.123	92.0	28.591	103.0	40.822	91.9	1:44.536	81.13	7.873	14:23:59.655
3 -	34.583	93.5	28.418	104.3	40.024	93.3	1:43.025	82.32	6.362	14:25:42.680
4 -	34.170	93.3	27.501	102.9	39.604	92.6	1:41.275	83.74	4.612	14:27:23.955
5 -	33.496	93.7	26.853	103.5	39.956	92.6	1:40.305	84.55	3.642	14:29:04.260
6 -	33.247	94.3	27.167	102.2	39.559	93.2	1:39.973	84.83	3.310	14:30:44.233
7 -	32.923	93.7	26.865	105.5	40.197	92.5	1:39.985	84.82	3.322	14:32:24.218
8 -	34.081	90.9	27.340	104.3	39.784	92.0	1:41.205	83.80	4.542	14:34:05.423
9 -	34.594	91.4	26.945	108.9	40.129	93.4	1:41.668	83.42	5.005	14:35:47.091
10 -	34.533	92.4	27.298	105.3	40.491	91.5	1:42.322	82.89	5.659	14:37:29.413
11 -	33.485	92.4	26.846	106.8	40.900	93.0	1:41.231	83.78	4.568	14:39:10.644
12 -	33.360	93.4	26.357	107.3	38.872	92.5	1:38.589	86.03	1.926	14:40:49.233
13 -	33.018	93.5	26.178	105.8	39.162	93.9	1:38.358	86.23	1.695	14:42:27.591
14 -	33.153	92.9	26.531	107.8	38.653	93.3	1:38.337 (3)	86.25	1.674	14:44:05.928
15 -	32.826	92.9	26.671	105.5	39.083	93.3	1:38.580	86.03	1.917	14:45:44.508
16 -	32.156	94.7	26.021	105.6	IN PIT		1:35.279 P	89.01		14:47:19.787
17 -	OUTLAP	93.8	27.999	98.9	40.107	93.3	5:04.791	27.82	3:28.128	14:52:24.578
18 -	33.208	94.6	26.639	105.5	38.352	93.7	1:38.199 (2)	86.37	1.536	14:54:02.777
19 -	32.133	95.3	25.698	107.7	38.832	95.0	1:36.663 (1)	87.74		14:55:39.440

Weather / Track : Showers / Damp

Thruxton
Circuit Length = 2.3560 miles
Start: 14:20 Flag 14:57 End: 14:57

MCRCB BULLETIN TK061

2021 Bennetts British Superbike Championship - Round 4

2021 Honda British Talent Cup

FREE PRACTICE 2 - BEST SECTORS

SECTOR 1			SECTOR 2			SECTOR 3			IDEAL / BEST COMPARISON						
POS	NO	NAME	TIME	NO	NAME	TIME	NO	NAME	TIME	POS	NO	NAME	IDEAL	BEST	DIFF
													PERFECT LAP	1:27.689	
1	9	STUART-CAMPBEL	29.144	48	WALKER	23.616	74	BROWN	34.929	1	74	BROWN	1:27.954	1:27.954	0.000
2	74	BROWN	29.185	24	BUCHANAN	23.698	43	HITCHCOCK	35.069	2	7	LYONS	1:28.415	1:28.473	0.058
3	24	BUCHANAN	29.230	7	LYONS	23.791	52	BELFORD	35.147	3	43	HITCHCOCK	1:28.469	1:29.267	0.798
4	48	WALKER	29.251	74	BROWN	23.840	7	LYONS	35.172	4	24	BUCHANAN	1:28.552	1:29.136	0.584
5	34	COOK	29.303	43	HITCHCOCK	23.938	34	COOK	35.410	5	48	WALKER	1:28.561	1:30.497	1.936
6	52	BELFORD	29.411	9	STUART-CAMPBEL	24.034	15	CROSBY	35.446	6	52	BELFORD	1:28.654	1:30.218	1.564
7	57	GARNESS	29.439	52	BELFORD	24.096	57	GARNESS	35.464	7	34	COOK	1:28.812	1:30.117	1.305
8	7	LYONS	29.452	34	COOK	24.099	24	BUCHANAN	35.624	8	9	STUART-CAMPBELL	1:28.846	1:29.355	0.509
9	43	HITCHCOCK	29.462	96	BANHAM	24.220	9	STUART-CAMPBEL	35.668	9	15	CROSBY	1:29.285	1:29.860	0.575
10	15	CROSBY	29.579	15	CROSBY	24.260	48	WALKER	35.694	10	57	GARNESS	1:29.319	1:29.857	0.538
11	21	JEFFREY	29.964	23	STEPHENSON	24.354	96	BANHAM	35.702	11	96	BANHAM	1:29.898	1:30.049	0.151
12	96	BANHAM	29.976	14	PENDRILL	24.366	53	VEIJER	36.057	12	29	BROWN	1:30.866	1:31.097	0.231
13	23	STEPHENSON	29.991	8	MOORE	24.409	4	MOUNSEY	36.211	13	23	STEPHENSON	1:30.978	1:31.581	0.603
14	29	BROWN	30.005	57	GARNESS	24.416	29	BROWN	36.227	14	4	MOUNSEY	1:31.092	1:31.801	0.709
15	4	MOUNSEY	30.266	12	BANNISTER	24.598	69	BANISH	36.494	15	53	VEIJER	1:31.244	1:31.447	0.203
16	14	PENDRILL	30.392	4	MOUNSEY	24.615	5	JOHNSON	36.535	16	5	JOHNSON	1:31.565	1:31.820	0.255
17	5	JOHNSON	30.412	5	JOHNSON	24.618	23	STEPHENSON	36.633	17	14	PENDRILL	1:31.829	1:32.046	0.217
18	53	VEIJER	30.455	29	BROWN	24.634	12	BANNISTER	36.961	18	12	BANNISTER	1:32.052	1:32.996	0.944
19	12	BANNISTER	30.493	53	VEIJER	24.732	14	PENDRILL	37.071	19	21	JEFFREY	1:32.295	1:33.037	0.742
20	8	MOORE	30.876	69	BANISH	24.826	21	JEFFREY	37.110	20	69	BANISH	1:32.336	1:32.336	0.000
21	44	HILL	30.963	51	HARRIS	25.068	8	MOORE	37.152	21	8	MOORE	1:32.437	1:32.470	0.033
22	69	BANISH	31.016	22	EAGLE	25.125	61	MACKAY	37.437	22	22	EAGLE	1:34.018	1:34.884	0.866
23	51	HARRIS	31.136	2	COATES	25.140	22	EAGLE	37.458	23	51	HARRIS	1:34.047	1:34.404	0.357
24	66	DOBSON	31.249	21	JEFFREY	25.221	66	DOBSON	37.527	24	61	MACKAY	1:34.349	1:34.925	0.576
25	22	EAGLE	31.435	61	MACKAY	25.308	79	McCABE	37.550	25	44	HILL	1:34.473	1:34.777	0.304
26	2	COATES	31.588	44	HILL	25.531	41	HOPKINS	37.616	26	66	DOBSON	1:34.785	1:35.160	0.375
27	61	MACKAY	31.604	65	ROWAN	25.698	51	HARRIS	37.843	27	2	COATES	1:35.340	1:35.659	0.319
28	65	ROWAN	31.649	41	HOPKINS	25.757	44	HILL	37.979	28	41	HOPKINS	1:35.349	1:35.572	0.223
29	41	HOPKINS	31.976	79	McCABE	25.887	65	ROWAN	38.352	29	65	ROWAN	1:35.699	1:36.663	0.964
30	79	McCABE	32.483	66	DOBSON	26.009	2	COATES	38.612	30	79	McCABE	1:35.920	1:36.219	0.299

Weather / Track : Showers / Damp

Thruxton

Circuit Length = 2.3560 miles

Start: 14:20 Flag 14:57 End: 14:57

Results can be found at www.tsl-timing.com

Printed - 15:04 Friday, 30 July 2021

MCRCB BULLETIN TK062**2021 Bennetts British Superbike Championship - Round 4****2021 Honda British Talent Cup****FREE PRACTICE 2 - BEST SPEEDS**

POS	INTERMEDIATE 1			INTERMEDIATE 2			FINISH LINE		
	NO	NAME	MPH	NO	NAME	MPH	NO	NAME	MPH
1	57	GARNES	104.5	57	GARNES	117.3	57	GARNES	101.3
2	9	STUART-CAMPBELL	103.4	43	HITCHCOCK	116.7	34	COOK	99.8
3	48	WALKER	102.1	52	BELFORD	116.1	9	STUART-CAMPBELL	98.3
4	34	COOK	101.6	9	STUART-CAMPBELL	115.5	21	JEFFREY	98.3
5	74	BROWN	101.0	74	BROWN	115.1	74	BROWN	97.9
6	52	BELFORD	101.0	48	WALKER	114.9	52	BELFORD	97.9
7	43	HITCHCOCK	100.7	7	LYONS	114.7	43	HITCHCOCK	97.6
8	4	MOUNSEY	100.1	8	MOORE	114.7	53	VEIJER	97.3
9	21	JEFFREY	100.0	34	COOK	114.1	51	HARRIS	97.3
10	23	STEPHENSON	99.7	4	MOUNSEY	113.7	61	MACKAY	97.2
11	15	CROSBY	99.5	24	BUCHANAN	113.3	4	MOUNSEY	97.1
12	7	LYONS	99.2	79	McCABE	113.3	79	McCABE	96.8
13	51	HARRIS	99.2	15	CROSBY	113.1	15	CROSBY	96.6
14	24	BUCHANAN	99.1	53	VEIJER	112.9	48	WALKER	96.5
15	66	DOBSON	98.9	61	MACKAY	112.7	96	BANHAM	96.4
16	96	BANHAM	98.8	96	BANHAM	112.4	29	BROWN	96.2
17	29	BROWN	98.8	5	JOHNSON	112.0	23	STEPHENSON	96.1
18	61	MACKAY	98.8	23	STEPHENSON	111.6	24	BUCHANAN	96.0
19	53	VEIJER	98.5	51	HARRIS	111.6	5	JOHNSON	95.8
20	5	JOHNSON	98.3	29	BROWN	111.4	8	MOORE	95.8
21	8	MOORE	98.1	69	BANISH	111.4	7	LYONS	95.4
22	41	HOPKINS	97.9	12	BANNISTER	111.2	41	HOPKINS	95.1
23	12	BANNISTER	97.6	14	PENDRILL	110.7	65	ROWAN	95.0
24	2	COATES	97.3	22	EAGLE	110.1	12	BANNISTER	94.6
25	79	McCABE	96.9	21	JEFFREY	110.0	22	EAGLE	94.6
26	69	BANISH	96.4	66	DOBSON	109.4	69	BANISH	94.5
27	65	ROWAN	96.2	65	ROWAN	108.9	66	DOBSON	94.3
28	22	EAGLE	95.7	44	HILL	108.2	2	COATES	94.3
29	14	PENDRILL	95.0	2	COATES	108.0	44	HILL	93.8
30	44	HILL	95.0	41	HOPKINS	107.7	14	PENDRILL	93.0

Weather / Track : Showers / Damp

Thrupton

Circuit Length = 2.3560 miles

Start: 14:20 Flag 14:57 End: 14:57

Results can be found at www.tsl-timing.com

Printed - 15:05 Friday, 30 July 2021

MCRCB BULLETIN TK063

2021 Bennetts British Superbike Championship - Round 4

2021 Honda British Talent Cup

FREE PRACTICE 2 - STATISTICS

Competitors Started 30
Planned Start 2021-07-30 @ 14:20:00.000
Actual Start 2021-07-30 @ 14:20:01.202
Finish Time 2021-07-30 @ 14:57:13.054
Track Length 2.3560mi.
Total Laps 495
Total Distance Covered 1166.2217mi.

Session Fastest Lap History

NO	NAME	LAP TIME	TIME OF DAY	LAP	VEHICLE
24	Cormac BUCHANAN	1:35.525	14:23:20.843	2	Honda
96	Rossi BANHAM	1:32.682	14:23:35.341	2	Honda
24	Cormac BUCHANAN	1:32.009	14:24:52.852	3	Honda
15	Harrison CROSBY	1:31.881	14:25:08.856	3	Honda
24	Cormac BUCHANAN	1:31.568	14:26:24.419	4	Honda
7	Jamie LYONS	1:31.139	14:26:29.500	3	Honda
24	Cormac BUCHANAN	1:30.205	14:27:54.625	5	Honda
7	Jamie LYONS	1:30.179	14:27:59.679	4	Honda
74	Carter BROWN	1:29.526	14:45:02.971	13	Honda
43	Ryan HITCHCOCK	1:29.267	14:49:35.964	9	Honda
7	Jamie LYONS	1:28.473	14:50:45.247	11	Honda
74	Carter BROWN	1:27.954	14:53:18.930	17	Honda

Flag History

TYPE	TIME OF DAY
GREEN	14:20:01.202
RED	14:56:28.397
FINISH	14:57:13.054

Flag Statistics

TYPE	COUNT	TOTAL LAPS	TOTAL TIME
Green	1	23	36:27.195
Red	1	0	44.657
Safety Car	0	0	0.000
FCY	0	0	0.000

Weather / Track : Showers / Damp

Results can be found at www.tsl-timing.com

Thruxton
Circuit Length = 2.3560 miles
Start: 14:20 Flag 14:57 End: 14:57

Printed - 15:05 Friday, 30 July 2021

MCRCB BULLETIN TK064

2021 Bennetts British Superbike Championship - Round 4

2021 Honda British Talent Cup

FREE PRACTICE 2 - SESSION NOTES

TIME	MESSAGE
14:25:36	NO. 96 FALLER AT T12 CHICANE - RIDER OK
14:35:04	NO. 79 FALLER AT T3 CAMPBELL - RIDER OK
14:45:50	NO. 41 FALLER AT T8 GOODWOOD - RIDER OK

Weather / Track : Showers / Damp

Results can be found at www.tsl-timing.com

Thruxton
Circuit Length = 2.3560 miles
Start: 14:20 Flag 14:57 End: 14:57

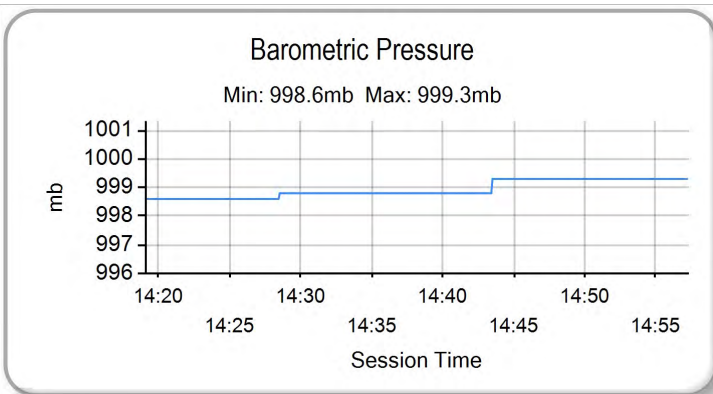
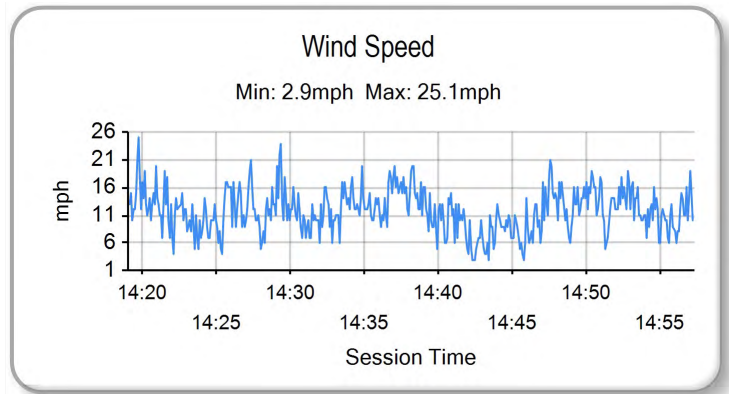
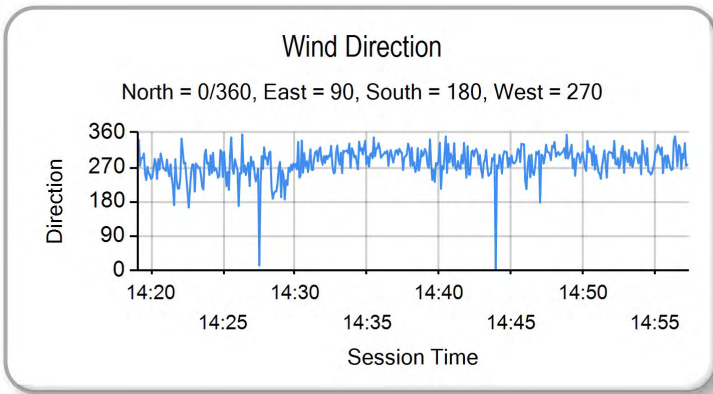
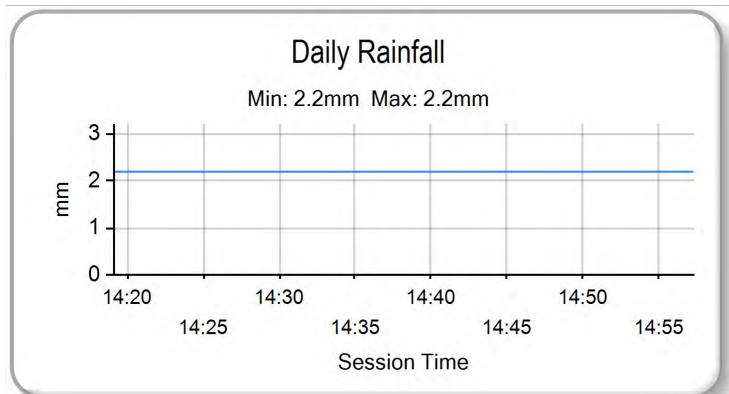
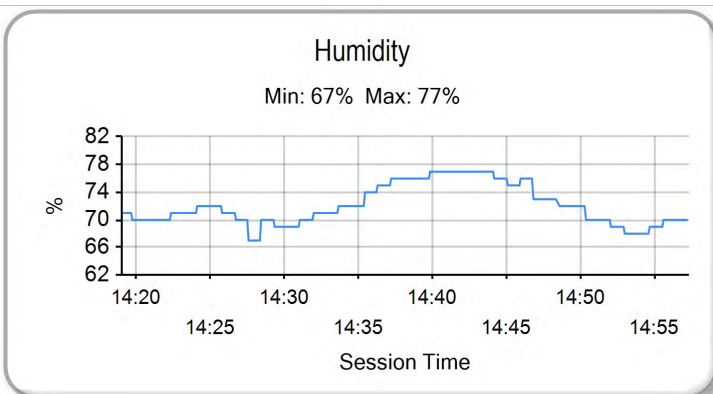
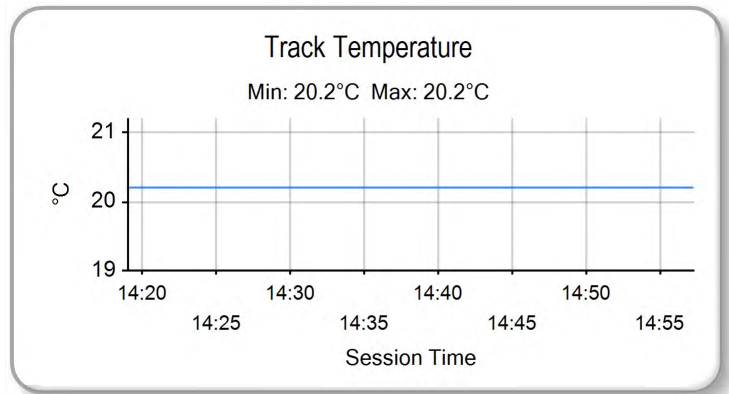
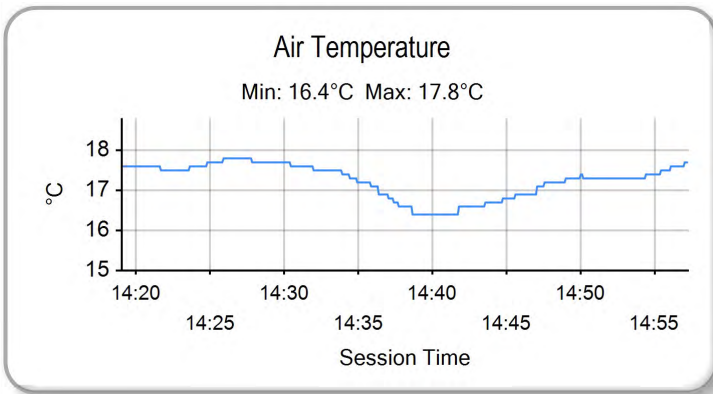
Printed - 15:06 Friday, 30 July 2021

MCRCB BULLETIN TK065

2021 Bennetts British Superbike Championship - Round 4

2021 Honda British Talent Cup

FREE PRACTICE 2 - WEATHER CONDITIONS



Weather / Track : Showers / Damp

Results can be found at www.tsl-timing.com

Thruxton
Circuit Length = 2.3560 miles
Start: 14:20 Flag 14:57 End: 14:57

Printed - 15:07 Friday, 30 July 2021

FREE PRACTICE - COMBINED CLASSIFICATION

POS	NO	NAME	NAT	ENTRY	FIRST		SECOND		GAP	DIFF
					TIME	LAPS	TIME	LAPS		
1	74	Carter BROWN	GBR	Honda - City Lifting by RS Racing	1:29.952	23	1:27.954	19		
2	7	Jamie LYONS	GBR	Honda - C&M Motors Ltd / Tooltec Racing	1:29.264	25	1:28.473	14	0.519	0.519
3	24	Cormac BUCHANAN	NZL	Honda - Microlise Cresswell Racing	1:31.217	22	1:29.136	19	1.182	0.663
4	43	Ryan HITCHCOCK	GBR	Honda - Wilson Racing	1:31.953	22	1:29.267	12	1.313	0.131
5	9	Bailey STUART-CAMPBELL	GBR	Honda - Team 151s	1:34.875	11	1:29.355	19	1.401	0.088
6	34	James COOK	GBR	Honda - Wilson Racing	1:29.575	20	1:30.117	11	1.621	0.220
7	48	Ollie WALKER	GBR	Honda - Moto Rapido / SP125 Racing	1:29.578	25	1:30.497	12	1.624	0.003
8	57	Johnny GARNESS	GBR	Honda - City Lifting by RS Racing	1:32.273	16	1:29.857	23	1.903	0.279
9	15	Harrison CROSBY	GBR	Honda - Banks Racing	1:30.812	23	1:29.860	19	1.906	0.003
10	96	Rossi BANHAM	GBR	Honda - MJL Racing	1:30.165	21	1:30.049	14	2.095	0.189
11	52	Evan BELFORD	GBR	Honda - City Lifting by RS Racing	1:30.764	15	1:30.218	16	2.264	0.169
12	29	Lucas BROWN	GBR	Honda - Amphibian Scaffolding / SP125 Racing	1:31.908	23	1:31.097	16	3.143	0.879
13	5	Mason JOHNSON	GBR	Honda - Johnson Racing	1:31.187	21	1:31.820	19	3.233	0.090
14	53	Kiyano VEIJER	NLD	Honda - Microlise Cresswell Racing	1:34.415	19	1:31.447	18	3.493	0.260
15	23	Rhys STEPHENSON	GBR	Honda - Rocket Racing	1:33.864	24	1:31.581	18	3.627	0.134
16	4	Sullivan MOUNSEY	GBR	Honda - iForce Lloyd & Jones	1:33.251	22	1:31.801	21	3.847	0.220
17	14	Evan PENDRILL	GBR	Honda - EPRacing / SP125 Racing	1:33.306	24	1:32.046	14	4.092	0.245
18	69	Eli BANISH	USA	Honda - Team Thorneycroft Racing	1:35.580	22	1:32.336	18	4.382	0.290
19	8	Ross MOORE	GBR	Honda - B Moore Honda	1:34.457	23	1:32.470	21	4.516	0.134
20	66	Rossi DOBSON	GBR	Honda - WM Racing	1:32.800	21	1:35.160	17	4.846	0.330
21	12	Josh BANNISTER	GBR	Honda - Dunsley Heat Racing	1:34.327	24	1:32.996	15	5.042	0.196
22	21	Troy JEFFREY	GBR	Honda - Stiggymotorsport	1:33.578	22	1:33.037	20	5.083	0.041
23	44	Lucas HILL	GBR	Honda - Ashcourt Racing	1:33.992	23	1:34.777	17	6.038	0.955
24	79	Harley McCABE	GBR	Honda - MLav VisionTrack Academy	1:34.324	22	1:36.219	8	6.370	0.332
25	51	Holly HARRIS	GBR	Honda - MJL Racing	1:36.431	21	1:34.404	16	6.450	0.080
26	22	Anthony EAGLE	UZB	Honda - Microlise Cresswell Racing	1:36.008	20	1:34.884	18	6.930	0.480
27	61	Harrison MACKAY	GBR	Honda - True Heros Racing / Super Soco	1:34.922	20	1:34.925	19	6.968	0.038
28	2	Rhys COATES	GBR	Honda - Ernie Coates Race Support / SP125 Racing	1:35.309	21	1:35.659	18	7.355	0.387
29	41	Luca HOPKINS	GBR	Honda - Wilson Racing	1:35.650	21	1:35.572	5	7.618	0.263
30	65	Alexander ROWAN	GBR	Honda - Victoria House Mortimer Racing	1:37.731	22	1:36.663	19	8.709	1.091

QUALIFYING LAPTIME (110.0% of 1:27.954) = 1:36.749

Weather / Track : Showers / Damp

These results are provisional until the conclusion of any judicial and technical matters.

Thruxton

Circuit Length = 2.3560 miles

Start: 14:20 Flag 14:57 End: 14:57

Race Director : Stuart Higgs

Stewards :

Timekeeper : Richard Evans

QUALIFYING - CLASSIFICATION

POS	NO	NAME	NAT	ENTRY	TIME	ON	LAPS	GAP	DIFF	MPH
1	7	Jamie LYONS	GBR	Honda - C&M Motors Ltd / Tooltec Racing	1:24.186	19	20			100.74
2	24	Cormac BUCHANAN	NZL	Honda - Microlise Cresswell Racing	1:24.287	14	18	0.101	0.101	100.62
3	74	Carter BROWN	GBR	Honda - City Lifting by RS Racing	1:24.299	12	12	0.113	0.012	100.61
4	48	Ollie WALKER	GBR	Honda - Moto Rapido / SP125 Racing	1:24.777	17	18	0.591	0.478	100.04
5	9	Bailey STUART-CAMPBELL	GBR	Honda - Team 151s	1:24.932	14	21	0.746	0.155	99.86
6	34	James COOK	GBR	Honda - Wilson Racing	1:25.176	6	20	0.990	0.244	99.57
7	15	Harrison CROSBY	GBR	Honda - Banks Racing	1:25.429	11	18	1.243	0.253	99.28
8	52	Evan BELFORD	GBR	Honda - City Lifting by RS Racing	1:26.136	16	16	1.950	0.707	98.46
9	57	Johnny GARNES	GBR	Honda - City Lifting by RS Racing	1:26.144	17	18	1.958	0.008	98.45
10	53	Kiyano VEIJER	NLD	Honda - Microlise Cresswell Racing	1:26.351	20	20	2.165	0.207	98.22
11	4	Sullivan MOUNSEY	GBR	Honda - iForce Lloyd & Jones	1:26.369	20	20	2.183	0.018	98.20
12	96	Rossi BANHAM	GBR	Honda - MJL Racing	1:26.503	17	18	2.317	0.134	98.04
13	21	Troy JEFFREY	GBR	Honda - Stiggymotorsport	1:26.651	19	19	2.465	0.148	97.88
14	29	Lucas BROWN	GBR	Honda - Amphibian Scaffolding / SP125 Racing	1:26.741	19	19	2.555	0.090	97.78
15	69	Eli BANISH	USA	Honda - Team Thorneycroft Racing	1:26.857	17	18	2.671	0.116	97.65
16	8	Ross MOORE	GBR	Honda - B Moore Honda	1:26.959	13	20	2.773	0.102	97.53
17	14	Evann PENDRILL	GBR	Honda - EPRacing / SP125 Racing	1:27.095	15	17	2.909	0.136	97.38
18	5	Mason JOHNSON	GBR	Honda - Johnson Racing	1:27.511	18	18	3.325	0.416	96.92
19	23	Rhys STEPHENSON	GBR	Honda - Rocket Racing	1:27.660	18	18	3.474	0.149	96.75
20	44	Lucas HILL	GBR	Honda - Ashcourt Racing	1:27.865	13	19	3.679	0.205	96.53
21	79	Harley McCABE	GBR	Honda - MLav VisionTrack Academy	1:28.062	18	18	3.876	0.197	96.31
22	61	Harrison MACKAY	GBR	Honda - True Heros Racing / Super Soco	1:28.199	17	17	4.013	0.137	96.16
23	22	Anthony EAGLE	UZB	Honda - Microlise Cresswell Racing	1:28.588	18	19	4.402	0.389	95.74
24	41	Luca HOPKINS	GBR	Honda - Wilson Racing	1:28.711	20	20	4.525	0.123	95.60
25	2	Rhys COATES	GBR	Honda - Ernie Coates Race Support / SP125 Racing	1:28.725	18	18	4.539	0.014	95.59
26	66	Rossi DOBSON	GBR	Honda - WM Racing	1:28.910	15	18	4.724	0.185	95.39
27	12	Josh BANNISTER	GBR	Honda - Dunsley Heat Racing	1:29.119	10	17	4.933	0.209	95.17
28	65	Alexander ROWAN	GBR	Honda - Victoria House Mortimer Racing	1:30.041	18	18	5.855	0.922	94.19
29	51	Holly HARRIS	GBR	Honda - MJL Racing	1:30.356	18	18	6.170	0.315	93.86

QUALIFYING LAPTIME (110.0% of 1:24.186) = 1:32.604

Weather / Track : Cloudy / Dry

These results are provisional until the conclusion of any judicial and technical matters.

Thruxton

Circuit Length = 2.3560 miles

Start: 10:35 Flag 11:05 End: 11:07

Race Director : Stuart Higgs	Stewards :	Timekeeper : Richard Evans
------------------------------	------------	----------------------------

Results can be found at www.britishsuperbike.com

Printed - 11:08 Saturday, 31 July 2021

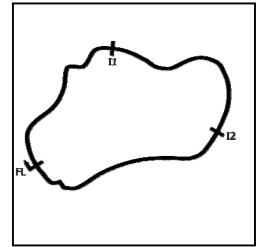


MCRCB BULLETIN TK116

2021 Bennetts British Superbike Championship - Round 4

2021 Honda British Talent Cup

QUALIFYING - SECTOR ANALYSIS



SECTOR 1 = FL to I1, SECTOR 2 = I1 to I2, SECTOR 3 = I2 to FL, DIFF = Difference To Personal Best Lap, P = Crossed Finish Line in Pit Lane, D = Time Disallowed

P1		7		Jamie LYONS		Honda - C&M Motors Ltd / Tooltec Racing					
IDEAL LAP TIME : 1:24.052		BEST LAP TIME : 1:24.186		DIFFERENCE : 0.134							
LAP	SECTOR 1	SECTOR 2	SECTOR 3	LAP TIME	MPH	DIFF	TIME OF DAY				
1 -	OUTLAP	90.9	26.150	110.3	37.120	95.3		10:37:24.055			
2 -	29.808	98.5	23.801	114.9	35.346	96.9	1:28.955	95.34	4.769	10:38:53.010	
3 -	29.028	100.3	23.375	115.1	34.316	97.6	1:26.719	97.80	2.533	10:40:19.729	
4 -	28.974	101.0	23.618	114.7	34.141	97.6	1:26.733	97.78	2.547	10:41:46.462	
5 -	28.636	100.7	23.135	115.5	34.027	97.6	1:25.798	98.85	1.612	10:43:12.260	
6 -	28.384	100.4	22.974	116.1	33.750	97.3	1:25.108	99.65	0.922	10:44:37.368	
7 -	28.275	100.6	22.812	116.3	33.924	97.6	1:25.011	99.77	0.825	10:46:02.379	
8 -	28.215	101.5	22.911	115.7	33.993	97.3	1:25.119	99.64	0.933	10:47:27.498	
9 -	28.193	100.0	22.970	114.5	33.702	97.8	1:24.865	99.94	0.679	10:48:52.363	
10 -	28.214	101.9	23.769	114.1	IN PIT		1:26.551	P	97.99	2.365	10:50:18.914
11 -	OUTLAP	96.2	23.390	115.5	34.531	96.4	1:54.262	74.22	30.076	10:52:13.176	
12 -	28.126	100.6	22.786	117.1	33.699	97.6	1:24.611	(3)	100.24	0.425	10:53:37.787
13 -	28.048	101.0	22.682	117.3	33.529	98.2	1:24.259	(2)	100.66	0.073	10:55:02.046
14 -	28.133	100.7	22.776	115.9	33.743	97.1	1:24.652	100.19	0.466	10:56:26.698	
15 -	28.217	101.6	23.307	114.7	IN PIT		1:24.899	P	99.90	0.713	10:57:51.597
16 -	OUTLAP	70.1	24.436	112.9	34.467	96.8	2:19.614	60.75	55.428	11:00:11.211	
17 -	35.893	96.4	23.333	115.5	35.893	98.1	1:35.119	89.16	10.933	11:01:46.330	
18 -	28.238	100.6	22.781	118.1	33.787	97.8	1:24.806	100.01	0.620	11:03:11.136	
19 -	27.841	100.9	22.760	115.7	33.585	97.5	1:24.186	(1)	100.74		11:04:35.322
20 -	28.102	100.9	22.800	116.9	33.932	92.9	1:24.834	99.97	0.648	11:06:00.156	

P2		24		Cormac BUCHANAN		Honda - Microlise Cresswell Racing					
IDEAL LAP TIME : 1:24.097		BEST LAP TIME : 1:24.287		DIFFERENCE : 0.190							
LAP	SECTOR 1	SECTOR 2	SECTOR 3	LAP TIME	MPH	DIFF	TIME OF DAY				
1 -	OUTLAP	99.1	24.206	113.5	35.837	97.8		10:36:40.852			
2 -	29.105	102.2	23.454	115.9	34.893	98.6	1:27.452	96.98	3.165	10:38:08.304	
3 -	28.754	102.1	23.355	115.5	34.488	97.6	1:26.597	97.94	2.310	10:39:34.901	
4 -	28.540	102.2	23.246	114.5	34.811	98.6	1:26.597	97.94	2.310	10:41:01.498	
5 -	28.456	100.7	23.318	111.4	34.402	96.9	1:26.176	98.42	1.889	10:42:27.674	
6 -	28.625	101.5	23.514	109.6	36.589	98.3	1:28.728	95.59	4.441	10:43:56.402	
7 -	27.928	101.5	23.188	115.7	34.139	98.3	1:25.255	99.48	0.968	10:45:21.657	
8 -	28.084	101.8	23.089	112.7	33.984	98.8	1:25.157	99.59	0.870	10:46:46.814	
9 -	28.256	100.7	22.986	114.5	33.663	98.3	1:24.905	(2)	99.89	0.618	10:48:11.719
10 -	28.273	97.3	23.139	113.3	IN PIT		1:25.038	P	99.73	0.751	10:49:36.757
11 -	OUTLAP	100.4	22.938	115.1	34.435	96.9	5:58.630	23.65	4:34.343	10:55:35.387	
12 -	27.993	102.1	23.210	115.1	34.051	96.4	1:25.254	99.48	0.967	10:57:00.641	
13 -	28.111	101.5	22.876	114.9	34.271	96.1	1:25.258	99.48	0.971	10:58:25.899	
14 -	27.954	102.4	22.779	115.1	33.554	98.8	1:24.287	(1)	100.62		10:59:50.186
15 -	28.283	102.2	22.965	114.9	33.834	97.6	1:25.082	99.68	0.795	11:01:15.268	
16 -	27.837	100.3	23.374	115.7	34.330	97.2	1:25.541	99.15	1.254	11:02:40.809	
17 -	28.648	101.6	23.013	113.1	33.856	97.5	1:25.517	99.18	1.230	11:04:06.326	
18 -	27.906	103.0	22.706	115.7	34.293	96.4	1:24.905	(2)	99.89	0.618	11:05:31.231

P3		74		Carter BROWN		Honda - City Lifting by RS Racing					
IDEAL LAP TIME : 1:23.789		BEST LAP TIME : 1:24.299		DIFFERENCE : 0.510							
LAP	SECTOR 1	SECTOR 2	SECTOR 3	LAP TIME	MPH	DIFF	TIME OF DAY				
1 -	OUTLAP	99.8	24.122	114.3	36.631	98.1		10:36:46.907			
2 -	29.359	104.0	24.036	114.9	33.716	98.9	1:27.111	97.36	2.812	10:38:14.018	
3 -	28.753	101.9	23.335	116.5	33.763	99.5	1:25.851	98.79	1.552	10:39:39.869	
4 -	28.496	102.1	23.233	116.7	33.786	99.7	1:25.515	99.18	1.216	10:41:05.384	
5 -	28.128	103.5	23.055	115.9	33.506	99.4	1:24.689	(3)	100.15	0.390	10:42:30.073
6 -	28.203	102.7	23.349	117.7	33.939	99.1	1:25.491	99.21	1.192	10:43:55.564	
7 -	28.218	100.1	23.569	116.9	33.660	99.2	1:25.447	99.26	1.148	10:45:21.011	
8 -	28.282	102.1	23.195	116.1	33.774	98.8	1:25.251	99.48	0.952	10:46:46.262	
9 -	28.128	102.2	23.093	117.3	33.461	99.5	1:24.682	(2)	100.15	0.383	10:48:10.944
10 -	29.242	99.5	23.634	116.7	IN PIT		1:26.032	P	98.58	1.733	10:49:36.976
11 -	OUTLAP	98.8	23.393	116.9	33.898	98.2	6:51.637	20.60	5:27.338	10:56:28.613	
12 -	28.013	101.9	22.655	118.5	33.631	99.4	1:24.299	(1)	100.61		10:57:52.912

Weather / Track : Cloudy / Dry

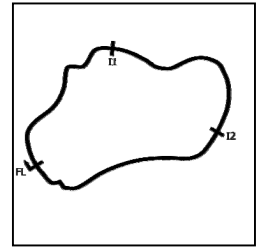
Thruxton
Circuit Length = 2.3560 miles
Start: 10:35 Flag 11:05 End: 11:07

MCRCB BULLETIN TK116

2021 Bennetts British Superbike Championship - Round 4

2021 Honda British Talent Cup

QUALIFYING - SECTOR ANALYSIS



SECTOR 1 = FL to I1, SECTOR 2 = I1 to I2, SECTOR 3 = I2 to FL, DIFF = Difference To Personal Best Lap, P = Crossed Finish Line in Pit Lane, D = Time Disallowed

P4 48		Ollie WALKER					Honda - Moto Rapido / SP125 Racing				
IDEAL LAP TIME : 1:24.736		BEST LAP TIME : 1:24.777					DIFFERENCE : 0.041				
LAP	SECTOR 1	SECTOR 2		SECTOR 3		LAP TIME	MPH	DIFF	TIME OF DAY		
1 -	OUTLAP	100.9	24.193	114.1	35.457	97.9				10:37:02.156	
2 -	29.558	101.0	24.173	115.3	35.264	98.3	1:28.995	95.30	4.218	10:38:31.151	
3 -	28.876	102.4	23.500	116.1	34.675	99.1	1:27.051	97.43	2.274	10:39:58.202	
4 -	28.573	103.4	23.285	115.9	34.142	98.3	1:26.000	98.62	1.223	10:41:24.202	
5 -	29.761	100.7	23.585	115.5	34.096	101.0	1:27.442	96.99	2.665	10:42:51.644	
6 -	28.686	103.2	23.165	118.1	35.385	98.9	1:27.236	97.22	2.459	10:44:18.880	
7 -	28.787	103.0	23.573	114.3	34.396	99.2	1:26.756	97.76	1.979	10:45:45.636	
8 -	28.383	103.0	23.201	115.1	34.257	99.1	1:25.841	98.80	1.064	10:47:11.477	
9 -	28.349	102.9	23.417	115.7	34.242	98.1	1:26.008	98.61	1.231	10:48:37.485	
10 -	28.356	103.5	23.128	116.5	34.438	98.9	1:25.922	98.71	1.145	10:50:03.407	
11 -	29.696	98.1	24.242	108.9	IN PIT		1:29.185	P	4.408	10:51:32.592	
12 -	OUTLAP	101.3	23.457	114.5	34.422	98.2	5:08.224	27.51	3:43.447	10:56:40.816	
13 -	28.225	102.9	23.031	116.9	33.955	99.7	1:25.211	99.53	0.434	10:58:06.027	
14 -	28.146	103.7	23.040	116.3	34.031	100.0	1:25.217	99.52	0.440	10:59:31.244	
15 -	27.886	104.3	22.895	119.4	35.400	98.8	1:26.181	98.41	1.404	11:00:57.425	
16 -	27.997	105.5	22.939	117.3	34.007	99.8	1:24.943 (2)	99.85	0.166	11:02:22.368	
17 -	27.898	103.5	22.909	116.1	33.970	99.1	1:24.777 (1)	100.04		11:03:47.145	
18 -	27.983	103.7	23.029	117.1	34.004	98.8	1:25.016 (3)	99.76	0.239	11:05:12.161	

P5 9		Bailey STUART-CAMPBELL					Honda - Team 151s				
IDEAL LAP TIME : 1:24.872		BEST LAP TIME : 1:24.932					DIFFERENCE : 0.060				
LAP	SECTOR 1	SECTOR 2		SECTOR 3		LAP TIME	MPH	DIFF	TIME OF DAY		
1 -	OUTLAP	98.1	25.325	114.5	35.158	98.1				10:36:40.552	
2 -	29.002	104.0	23.694	116.5	34.806	98.9	1:27.502	96.93	2.570	10:38:08.054	
3 -	28.527	103.8	23.529	116.5	34.391	99.5	1:26.447	98.11	1.515	10:39:34.501	
4 -	28.499	104.3	23.493	116.5	34.725	99.2	1:26.717	97.80	1.785	10:41:01.218	
5 -	34.053	102.6	23.475	116.3	34.301	97.8	1:31.829	92.36	6.897	10:42:33.047	
6 -	28.586	102.9	23.313	117.5	34.036	100.7	1:25.935	98.69	1.003	10:43:58.982	
7 -	28.458	103.5	23.328	116.7	34.108	100.4	1:25.894	98.74	0.962	10:45:24.876	
8 -	28.356	104.2	23.519	114.7	33.945	99.7	1:25.820	98.83	0.888	10:46:50.696	
9 -	28.616	103.8	23.234	116.9	33.900	100.3	1:25.750	98.91	0.818	10:48:16.446	
10 -	29.006	104.5	23.429	115.7	34.623	99.4	1:27.058	97.42	2.126	10:49:43.504	
11 -	28.353	104.2	23.176	116.3	34.067	98.6	1:25.596	99.08	0.664	10:51:09.100	
12 -	28.629	104.2	23.205	117.5	35.124	98.8	1:26.958	97.53	2.026	10:52:36.058	
13 -	28.557	104.8	23.242	118.3	34.368	99.4	1:26.167	98.43	1.235	10:54:02.225	
14 -	28.102	104.3	23.083	118.9	33.747	100.1	1:24.932 (1)	99.86		10:55:27.157	
15 -	28.574	103.8	23.491	116.9	34.423	98.6	1:26.488	98.06	1.556	10:56:53.645	
16 -	28.173	103.7	23.170	118.1	33.830	99.4	1:25.173 (3)	99.58	0.241	10:58:18.818	
17 -	28.070	104.2	23.149	116.9	34.707	99.8	1:25.926	98.70	0.994	10:59:44.744	
18 -	28.335	104.2	24.071	114.9	34.966	100.6	1:27.372	97.07	2.440	11:01:12.116	
19 -	29.144	101.0	24.122	115.7	35.398	97.6	1:28.664	95.66	3.732	11:02:40.780	
20 -	29.077	102.1	23.218	116.7	34.161	98.5	1:26.456	98.10	1.524	11:04:07.236	
21 -	28.157	104.3	23.128	117.7	33.719	99.5	1:25.004 (2)	99.77	0.072	11:05:32.240	

Weather / Track : Cloudy / Dry

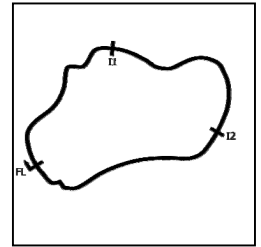
Thruxton
Circuit Length = 2.3560 miles
Start: 10:35 Flag 11:05 End: 11:07

MCRCB BULLETIN TK116

2021 Bennetts British Superbike Championship - Round 4

2021 Honda British Talent Cup

QUALIFYING - SECTOR ANALYSIS



SECTOR 1 = FL to I1, SECTOR 2 = I1 to I2, SECTOR 3 = I2 to FL, DIFF = Difference To Personal Best Lap, P = Crossed Finish Line in Pit Lane, D = Time Disallowed

P6 34		James COOK					Honda - Wilson Racing				
IDEAL LAP TIME : 1:24.935		BEST LAP TIME : 1:25.176					DIFFERENCE : 0.241				
LAP	SECTOR 1	SECTOR 2		SECTOR 3		LAP TIME	MPH	DIFF	TIME OF DAY		
1 -	OUTLAP	97.3	24.508	112.9	35.276	96.8				10:37:34.297	
2 -	29.461	101.6	23.823	113.7	34.665	97.8	1:27.949	96.43	2.773	10:39:02.246	
3 -	29.347	102.4	23.822	112.9	34.847	98.8	1:28.016	96.36	2.840	10:40:30.262	
4 -	29.166	101.9	23.436	113.9	34.350	98.8	1:26.952	97.54	1.776	10:41:57.214	
5 -	28.540	102.7	23.430	114.5	34.208	98.2	1:26.178	98.41	1.002	10:43:23.392	
6 -	28.177	103.7	23.139	114.9	33.860	99.4	1:25.176 (1)	99.57		10:44:48.568	
7 -	28.697	101.6	23.446	113.5	34.538	97.5	1:26.681	97.84	1.505	10:46:15.249	
8 -	28.499	103.5	23.530	111.8	IN PIT		1:25.330	P	99.39	0.154	10:47:40.579
9 -	OUTLAP	101.6	23.868	111.8	34.926	98.2	2:53.787	48.80	1:28.611	10:50:34.366	
10 -	28.483	102.2	23.273	114.7	34.525	97.2	1:26.281	98.30	1.105	10:52:00.647	
11 -	28.410	102.9	23.236	114.5	34.816	96.9	1:26.462	98.09	1.286	10:53:27.109	
12 -	28.551	103.0	23.396	114.7	34.849	96.0	1:26.796	97.71	1.620	10:54:53.905	
13 -	29.164	100.4	23.465	114.7	34.426	97.6	1:27.055	97.42	1.879	10:56:20.960	
14 -	28.173	103.2	23.171	114.5	35.149	93.5	1:26.493	98.06	1.317	10:57:47.453	
15 -	29.771	99.2	23.401	113.9	36.568	97.9	1:29.740	94.51	4.564	10:59:17.193	
16 -	28.522	103.0	23.436	114.7	34.123	98.5	1:26.081	98.53	0.905	11:00:43.274	
17 -	28.143	103.7	23.064	114.5	34.173	97.6	1:25.380	(2)	99.33	0.204	11:02:08.654
18 -	28.066	103.2	23.125	113.3	34.351	97.2	1:25.542	99.15	0.366	11:03:34.196	
19 -	28.011	103.7	23.073	114.9	34.406	97.5	1:25.490	(3)	99.21	0.314	11:04:59.686
20 -	29.425	98.8	23.506	112.5	34.866	95.0	1:27.797	96.60	2.621	11:06:27.483	

P7 15		Harrison CROSBY					Honda - Banks Racing				
IDEAL LAP TIME : 1:25.104		BEST LAP TIME : 1:25.429					DIFFERENCE : 0.325				
LAP	SECTOR 1	SECTOR 2		SECTOR 3		LAP TIME	MPH	DIFF	TIME OF DAY		
1 -	OUTLAP	97.8	24.232	112.5	35.784	96.5				10:36:57.271	
2 -	28.978	101.9	23.554	114.5	34.958	97.6	1:27.490	96.94	2.061	10:38:24.761	
3 -	28.939	99.5	23.404	114.5	34.283	99.1	1:26.626	97.91	1.197	10:39:51.387	
4 -	29.413	102.9	23.448	112.7	34.555	96.9	1:27.416	97.02	1.987	10:41:18.803	
5 -	28.652	102.2	23.418	113.7	34.299	97.9	1:26.369	98.20	0.940	10:42:45.172	
6 -	28.485	100.4	23.336	114.9	34.895	97.6	1:26.716	97.80	1.287	10:44:11.888	
7 -	28.304	101.8	23.241	113.9	34.163	98.1	1:25.708	(2)	98.95	0.279	10:45:37.596
8 -	28.346	100.9	23.309	114.9	IN PIT		1:25.516	P	99.18	0.087	10:47:03.112
9 -	OUTLAP	92.3	24.283	112.5	35.436	96.2	6:13.990	22.67	4:48.561	10:53:17.102	
10 -	28.602	101.5	23.293	115.9	35.117	96.9	1:27.012	97.47	1.583	10:54:44.114	
11 -	28.385	102.2	23.024	116.7	34.020	97.9	1:25.429 (1)	99.28		10:56:09.543	
12 -	28.556	101.5	23.312	113.9	34.913	97.8	1:26.781	97.73	1.352	10:57:36.324	
13 -	28.351	101.5	23.164	114.1	34.482	98.5	1:25.997	(3)	98.62	0.568	10:59:02.321
14 -	29.380	98.6	23.818	112.4	35.035	97.3	1:28.233	96.12	2.804	11:00:30.554	
15 -	28.474	100.3	23.135	115.5	34.990	95.0	1:26.599	97.94	1.170	11:01:57.153	
16 -	29.636	101.0	23.481	113.5	34.652	97.5	1:27.769	96.63	2.340	11:03:24.922	
17 -	28.322	101.6	23.271	113.5	34.439	98.1	1:26.032	98.58	0.603	11:04:50.954	
18 -	28.060	100.1	23.627	110.7	34.805	96.8	1:26.492	98.06	1.063	11:06:17.446	

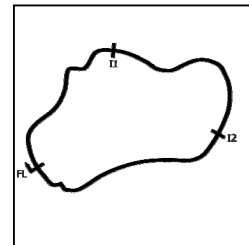
Weather / Track : Cloudy / Dry

Thruxton
Circuit Length = 2.3560 miles
Start: 10:35 Flag 11:05 End: 11:07

2021 Bennetts British Superbike Championship - Round 4

2021 Honda British Talent Cup

QUALIFYING - SECTOR ANALYSIS



SECTOR 1 = FL to I1, SECTOR 2 = I1 to I2, SECTOR 3 = I2 to FL, DIFF = Difference To Personal Best Lap, P = Crossed Finish Line in Pit Lane, D = Time Disallowed

P8 52		Evan BELFORD					Honda - City Lifting by RS Racing				
IDEAL LAP TIME : 1:25.352		BEST LAP TIME : 1:26.136			DIFFERENCE : 0.784						
LAP	SECTOR 1	SECTOR 2		SECTOR 3		LAP TIME	MPH	DIFF	TIME OF DAY		
1 -	OUTLAP	101.3	24.513	114.5	35.579	100.1			10:36:47.075		
2 -	30.213	102.1	23.578	116.9	34.722	98.2	1:28.513	95.82	2.377	10:38:15.588	
3 -	28.723	101.3	23.442	115.1	34.857	96.4	1:27.022	97.46	0.886	10:39:42.610	
4 -	30.161	94.7	23.879	112.2	35.690	100.0	1:29.730	94.52	3.594	10:41:12.340	
5 -	28.927	102.6	23.925	114.9	34.426	100.0	1:27.278	97.17	1.142	10:42:39.618	
6 -	28.907	102.9	23.816	116.1	33.973	99.7	1:26.696	97.83	0.560	10:44:06.314	
7 -	28.215	102.7	23.321	115.1	34.838	100.1	1:26.374	98.19	0.238	10:45:32.688	
8 -	29.553	102.1	23.403	115.5	34.747	99.2	1:27.703	96.70	1.567	10:47:00.391	
9 -	29.144	92.5	24.057	115.7	IN PIT		1:29.204	P 95.08	3.068	10:48:29.595	
10 -	OUTLAP	96.4	24.056	115.5	34.954	98.1	8:15.202	17.12	6:49.066	10:56:44.797	
11 -	28.762	101.8	23.758	115.1	34.593	99.4	1:27.113	97.36	0.977	10:58:11.910	
12 -	28.234	101.6	23.323	115.7	34.835	97.3	1:26.392	98.17	0.256	10:59:38.302	
13 -	28.675	101.6	23.380	116.3	34.342	99.8	1:26.397	98.17	0.261	11:01:04.699	
14 -	28.507	103.0	23.198	115.9	34.432	99.2	1:26.137	(2) 98.46	0.001	11:02:30.836	
15 -	28.205	103.0	23.823	115.5	34.291	99.7	1:26.319	(3) 98.25	0.183	11:03:57.155	
16 -	28.569	101.5	23.174	115.7	34.393	98.3	1:26.136	(1) 98.46		11:05:23.291	

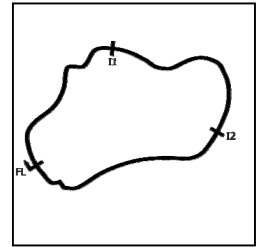
P9 57		Johnny GARNESS					Honda - City Lifting by RS Racing				
IDEAL LAP TIME : 1:25.975		BEST LAP TIME : 1:26.144			DIFFERENCE : 0.169						
LAP	SECTOR 1	SECTOR 2		SECTOR 3		LAP TIME	MPH	DIFF	TIME OF DAY		
1 -	OUTLAP	100.6	24.983	117.5	35.844	99.4			10:36:47.505		
2 -	30.255	101.2	24.412	118.7	34.573	101.0	1:29.240	95.04	3.096	10:38:16.745	
3 -	29.208	103.2	23.851	118.9	34.277	101.9	1:27.336	97.11	1.192	10:39:44.081	
4 -	29.156	103.7	23.917	121.1	34.455	100.6	1:27.528	96.90	1.384	10:41:11.609	
5 -	29.250	104.3	23.875	117.3	34.623	101.8	1:27.748	96.65	1.604	10:42:39.357	
6 -	28.984	104.8	23.834	117.7	34.336	103.0	1:27.154	97.31	1.010	10:44:06.511	
7 -	28.590	104.6	23.471	118.9	34.276	103.5	1:26.337	(3) 98.23	0.193	10:45:32.848	
8 -	29.776	104.2	23.631	118.9	34.334	103.4	1:27.741	96.66	1.597	10:47:00.589	
9 -	28.824	103.0	23.550	118.7	34.387	101.6	1:26.761	97.75	0.617	10:48:27.350	
10 -	28.749	104.8	23.775	117.5	34.510	101.5	1:27.034	97.45	0.890	10:49:54.384	
11 -	28.968	103.7	25.104	89.3	IN PIT		1:28.479	P 95.86	2.335	10:51:22.863	
12 -	OUTLAP	101.2	23.961	117.1	34.248	100.7	5:07.252	27.60	3:41.108	10:56:30.115	
13 -	28.758	103.8	23.579	118.1	34.294	102.4	1:26.631	97.90	0.487	10:57:56.746	
14 -	28.593	104.8	24.241	117.3	34.699	101.5	1:27.533	96.89	1.389	10:59:24.279	
15 -	28.650	106.1	23.536	118.9	34.259	102.4	1:26.445	98.11	0.301	11:00:50.724	
16 -	28.562	105.5	23.493	118.3	34.371	102.4	1:26.426	98.13	0.282	11:02:17.150	
17 -	28.524	105.1	23.578	117.9	34.042	102.6	1:26.144	(1) 98.45		11:03:43.294	
18 -	28.484	104.8	23.449	118.5	34.244	102.2	1:26.177	(2) 98.42	0.033	11:05:09.471	

MCRCB BULLETIN TK116

2021 Bennetts British Superbike Championship - Round 4

2021 Honda British Talent Cup

QUALIFYING - SECTOR ANALYSIS



SECTOR 1 = FL to I1, SECTOR 2 = I1 to I2, SECTOR 3 = I2 to FL, DIFF = Difference To Personal Best Lap, P = Crossed Finish Line in Pit Lane, D = Time Disallowed

P10 53		Kiyano VEIJER					Honda - Microlise Cresswell Racing				
IDEAL LAP TIME : 1:25.945		BEST LAP TIME : 1:26.351					DIFFERENCE : 0.406				
LAP		SECTOR 1	SECTOR 2		SECTOR 3		LAP TIME	MPH	DIFF	TIME OF DAY	
1 -	OUTLAP	94.2	26.595	108.7	37.738	98.5				10:36:46.823	
2 -	30.831	98.8	24.833	116.5	36.350	100.1	1:32.014	92.17	5.663	10:38:18.837	
3 -	30.117	100.0	24.564	113.1	35.174	98.2	1:29.855	94.39	3.504	10:39:48.692	
4 -	29.723	100.6	24.161	111.6	35.472	98.3	1:29.356	94.91	3.005	10:41:18.048	
5 -	29.420	100.0	24.046	114.5	34.530	99.8	1:27.996	96.38	1.645	10:42:46.044	
6 -	28.854	100.3	23.719	115.5	34.537	99.5	1:27.110	97.36	0.759	10:44:13.154	
7 -	29.074	101.8	23.686	113.3	35.011	97.3	1:27.771	96.63	1.420	10:45:40.925	
8 -	29.282	101.3	24.064	110.9	IN PIT		1:27.182	P 97.28	0.831	10:47:08.107	
9 -	OUTLAP	98.1	24.446	109.4	35.987	98.6	3:12.185	44.13	1:45.834	10:50:20.292	
10 -	29.837	98.2	23.883	115.7	34.767	99.4	1:28.487	95.85	2.136	10:51:48.779	
11 -	29.350	100.4	23.706	115.3	34.522	98.3	1:27.578	96.84	1.227	10:53:16.357	
12 -	30.312	100.3	23.628	115.7	34.474	100.3	1:28.414	95.93	2.063	10:54:44.771	
13 -	28.637	102.7	23.336	115.9	34.501	99.1	1:26.474	(2) 98.08	0.123	10:56:11.245	
14 -	29.398	100.1	23.713	114.5	34.811	99.5	1:27.922	96.46	1.571	10:57:39.167	
15 -	28.774	101.9	23.507	115.9	34.472	99.5	1:26.753	97.76	0.402	10:59:05.920	
16 -	29.064	101.3	23.315	116.3	34.301	101.3	1:26.680	97.84	0.329	11:00:32.600	
17 -	29.258	102.9	23.211	115.7	34.302	100.3	1:26.771	97.74	0.420	11:01:59.371	
18 -	28.921	102.2	23.844	114.7	34.417	100.1	1:27.182	97.28	0.831	11:03:26.553	
19 -	28.841	100.6	23.385	116.5	34.305	100.7	1:26.531	(3) 98.01	0.180	11:04:53.084	
20 -	28.706	103.2	23.548	116.9	34.097	100.6	1:26.351	(1) 98.22		11:06:19.435	

P11 4		Sullivan MOUNSEY					Honda - iForce Lloyd & Jones				
IDEAL LAP TIME : 1:25.986		BEST LAP TIME : 1:26.369					DIFFERENCE : 0.383				
LAP		SECTOR 1	SECTOR 2		SECTOR 3		LAP TIME	MPH	DIFF	TIME OF DAY	
1 -	OUTLAP	97.8	24.774	113.7	36.499	99.1				10:36:46.264	
2 -	29.752	100.6	24.487	113.3	35.441	98.5	1:29.680	94.57	3.311	10:38:15.944	
3 -	29.045	101.6	23.881	114.5	35.110	98.5	1:28.036	96.34	1.667	10:39:43.980	
4 -	29.103	100.7	23.992	114.9	34.722	99.8	1:27.817	96.58	1.448	10:41:11.797	
5 -	29.347	101.8	23.782	115.3	35.037	100.0	1:28.166	96.20	1.797	10:42:39.963	
6 -	28.680	103.8	23.846	114.9	34.490	99.7	1:27.016	97.47	0.647	10:44:06.979	
7 -	28.604	102.7	23.539	116.5	34.284	99.7	1:26.427	(2) 98.13	0.058	10:45:33.406	
8 -	29.708	103.7	23.620	115.1	34.268	100.3	1:27.596	96.82	1.227	10:47:01.002	
9 -	28.575	102.6	23.852	115.5	34.941	99.8	1:27.368	97.07	0.999	10:48:28.370	
10 -	28.797	102.9	23.819	115.1	35.524	97.8	1:28.140	96.22	1.771	10:49:56.510	
11 -	29.203	102.2	24.031	114.1	IN PIT		1:27.865	P 96.53	1.496	10:51:24.375	
12 -	OUTLAP	100.7	23.931	116.9	35.748	97.8	2:35.155	54.66	1:08.786	10:53:59.530	
13 -	29.092	102.1	23.888	116.1	35.130	98.8	1:28.110	96.26	1.741	10:55:27.640	
14 -	28.461	103.2	23.650	116.3	34.791	97.9	1:26.902	97.59	0.533	10:56:54.542	
15 -	28.733	102.6	23.609	115.5	35.284	98.2	1:27.626	96.79	1.257	10:58:22.168	
16 -	28.925	101.2	23.808	114.9	35.171	98.9	1:27.904	96.48	1.535	10:59:50.072	
17 -	28.765	102.7	23.488	116.7	34.452	98.6	1:26.705	(3) 97.82	0.336	11:01:16.777	
18 -	28.629	101.2	23.631	114.5	34.820	97.1	1:27.080	97.40	0.711	11:02:43.857	
19 -	28.883	101.8	23.629	115.3	34.592	98.9	1:27.104	97.37	0.735	11:04:10.961	
20 -	28.844	102.7	23.346	117.3	34.179	99.2	1:26.369	(1) 98.20		11:05:37.330	

Weather / Track : Cloudy / Dry

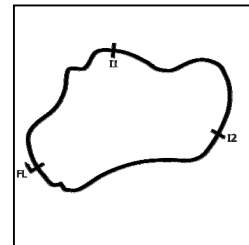
Thruxton
Circuit Length = 2.3560 miles
Start: 10:35 Flag 11:05 End: 11:07

MCRCB BULLETIN TK116

2021 Bennetts British Superbike Championship - Round 4

2021 Honda British Talent Cup

QUALIFYING - SECTOR ANALYSIS



SECTOR 1 = FL to I1, SECTOR 2 = I1 to I2, SECTOR 3 = I2 to FL, DIFF = Difference To Personal Best Lap, P = Crossed Finish Line in Pit Lane, D = Time Disallowed

P12 96		Rossi BANHAM					Honda - MJL Racing			
IDEAL LAP TIME : 1:26.503		BEST LAP TIME : 1:26.503					DIFFERENCE : 0.000			
LAP	SECTOR 1	SECTOR 2		SECTOR 3		LAP TIME	MPH	DIFF	TIME OF DAY	
1 -	OUTLAP	96.4	24.588	112.7	35.448	95.0			10:37:06.238	
2 -	30.509	96.2	23.972	112.9	IN PIT		1:28.172 P	96.19	1.669	10:38:34.410
3 -	OUTLAP	97.5	23.913	112.4	36.211	95.4	2:08.476	66.01	41.973	10:40:42.886
4 -	29.414	99.1	23.846	113.7	34.806	96.6	1:28.066	96.30	1.563	10:42:10.952
5 -	29.370	99.2	23.613	114.5	34.732	96.2	1:27.715	96.69	1.212	10:43:38.667
6 -	28.944	101.6	24.132	113.1	34.735	97.2	1:27.811	96.58	1.308	10:45:06.478
7 -	29.083	99.4	23.693	113.3	34.482	96.2	1:27.258	97.20	0.755	10:46:33.736
8 -	29.161	101.6	23.468	113.5	34.726	96.4	1:27.355	97.09	0.852	10:48:01.091
9 -	29.043	99.1	23.471	114.5	34.907	96.4	1:27.421	97.02	0.918	10:49:28.512
10 -	28.853	100.1	23.614	113.7	34.881	95.5	1:27.348	97.10	0.845	10:50:55.860
11 -	29.212	100.1	23.520	113.5	IN PIT		1:26.293 P	98.28		10:52:22.153
12 -	OUTLAP	100.9	23.650	113.9	34.847	96.2	4:12.416	33.60	2:45.913	10:56:34.569
13 -	28.756	101.0	23.592	114.3	34.528	96.6	1:26.876 (2)	97.62	0.373	10:58:01.445
14 -	29.027	97.6	23.611	113.9	34.753	97.1	1:27.391	97.05	0.888	10:59:28.836
15 -	28.820	101.8	23.447	114.5	35.562	96.8	1:27.829	96.56	1.326	11:00:56.665
16 -	28.694	100.7	23.806	115.9	34.539	96.8	1:27.039	97.44	0.536	11:02:23.704
17 -	28.684	101.2	23.385	113.7	34.434	96.9	1:26.503 (1)	98.04		11:03:50.207
18 -	28.861	100.3	23.410	114.7	34.721	97.2	1:26.992 (3)	97.49	0.489	11:05:17.199

P13 21		Troy JEFFREY					Honda - Stiggymotorsport			
IDEAL LAP TIME : 1:26.367		BEST LAP TIME : 1:26.651					DIFFERENCE : 0.284			
LAP	SECTOR 1	SECTOR 2		SECTOR 3		LAP TIME	MPH	DIFF	TIME OF DAY	
1 -	OUTLAP	98.3	25.289	110.7	36.777	96.1			10:37:00.849	
2 -	30.452	99.2	24.534	113.7	35.775	99.1	1:30.761	93.44	4.110	10:38:31.610
3 -	29.454	100.0	24.123	114.7	35.141	99.2	1:28.718	95.60	2.067	10:40:00.328
4 -	29.452	100.3	24.003	114.1	35.108	99.7	1:28.563	95.76	1.912	10:41:28.891
5 -	29.528	100.6	24.096	113.7	35.144	100.1	1:28.768	95.54	2.117	10:42:57.659
6 -	29.174	101.5	23.982	114.5	35.088	99.7	1:28.244	96.11	1.593	10:44:25.903
7 -	29.260	101.2	24.157	113.3	35.299	97.3	1:28.716	95.60	2.065	10:45:54.619
8 -	28.838	101.9	24.038	112.5	34.588	100.3	1:27.464	96.97	0.813	10:47:22.083
9 -	28.781	101.2	24.673	111.2	35.142	98.9	1:28.596	95.73	1.945	10:48:50.679
10 -	29.283	98.8	24.306	113.5	34.851	98.9	1:28.440	95.90	1.789	10:50:19.119
11 -	29.049	98.8	23.783	114.5	34.648	98.5	1:27.480	96.95	0.829	10:51:46.599
12 -	28.824	101.0	23.663	115.3	34.758	98.3	1:27.245 (3)	97.21	0.594	10:53:13.844
13 -	28.780	101.2	23.476	115.5	34.448	98.2	1:26.704 (2)	97.82	0.053	10:54:40.548
14 -	29.614	100.9	24.155	113.3	IN PIT		1:30.209 P	94.02	3.558	10:56:10.757
15 -	OUTLAP	98.3	24.475	112.2	35.370	97.1	3:34.930	39.46	2:08.279	10:59:45.687
16 -	29.457	100.7	23.798	114.5	35.280	97.5	1:28.535	95.79	1.884	11:01:14.222
17 -	28.722	101.8	23.914	113.1	34.679	98.9	1:27.315	97.13	0.664	11:02:41.537
18 -	29.135	100.3	23.687	114.3	34.430	99.2	1:27.252	97.20	0.601	11:04:08.789
19 -	28.508	102.1	23.429	115.3	34.714	100.3	1:26.651 (1)	97.88		11:05:35.440

Weather / Track : Cloudy / Dry

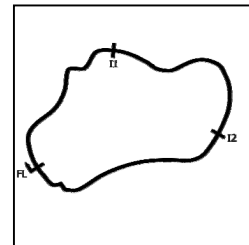
Thruxton
Circuit Length = 2.3560 miles
Start: 10:35 Flag 11:05 End: 11:07

MCRCB BULLETIN TK116

2021 Bennetts British Superbike Championship - Round 4

2021 Honda British Talent Cup

QUALIFYING - SECTOR ANALYSIS



SECTOR 1 = FL to I1, SECTOR 2 = I1 to I2, SECTOR 3 = I2 to FL, DIFF = Difference To Personal Best Lap, P = Crossed Finish Line in Pit Lane, D = Time Disallowed

P14 29		Lucas BROWN					Honda - Amphibian Scaffolding / SP125 Racing				
IDEAL LAP TIME : 1:26.741		BEST LAP TIME : 1:26.741					DIFFERENCE : 0.000				
LAP		SECTOR 1	SECTOR 2		SECTOR 3		LAP TIME	MPH	DIFF	TIME OF DAY	
1 -	OUTLAP	93.7	25.269	110.0	35.611	96.6				10:36:52.155	
2 -	30.188	98.6	24.263	113.5	35.607	95.8	1:30.058	94.17	3.317	10:38:22.213	
3 -	29.321	99.2	24.080	113.1	35.191	98.2	1:28.592	95.73	1.851	10:39:50.805	
4 -	29.316	99.1	24.148	112.0	35.034	97.3	1:28.498	95.83	1.757	10:41:19.303	
5 -	29.301	100.4	23.849	112.2	34.703	97.1	1:27.853 (3)	96.54	1.112	10:42:47.156	
6 -	31.327	94.6	24.527	110.7	IN PIT		1:32.074 P	92.11	5.333	10:44:19.230	
7 -	OUTLAP	98.3	23.923	111.4	35.153	95.8	2:31.109	56.12	1:04.368	10:46:50.339	
8 -	29.004	97.9	24.765	111.2	35.554	96.6	1:29.323	94.95	2.582	10:48:19.662	
9 -	28.801	99.2	24.076	111.4	35.523	94.1	1:28.400	95.94	1.659	10:49:48.062	
10 -	29.574	98.6	24.232	111.6	35.407	96.2	1:29.213	95.07	2.472	10:51:17.275	
11 -	30.057	90.0	24.718	113.9	36.194	96.1	1:30.969	93.23	4.228	10:52:48.244	
12 -	28.964	98.1	23.874	113.5	35.228	96.8	1:28.066	96.30	1.325	10:54:16.310	
13 -	30.169	93.5	25.436	107.8	36.502	97.1	1:32.107	92.08	5.366	10:55:48.417	
14 -	29.066	99.4	24.019	112.9	34.955	96.6	1:28.040	96.33	1.299	10:57:16.457	
15 -	31.861	89.5	26.502	100.3	IN PIT		1:35.528 P	88.78	8.787	10:58:51.985	
16 -	OUTLAP	98.5	23.826	112.2	35.157	96.6	3:05.384	45.75	1:38.643	11:01:57.369	
17 -	29.290	99.5	23.769	112.4	34.943	96.4	1:28.002	96.37	1.261	11:03:25.371	
18 -	28.653	100.9	23.706	112.2	34.585	97.1	1:26.944 (2)	97.55	0.203	11:04:52.315	
19 -	28.626	101.3	23.681	113.5	34.434	97.5	1:26.741 (1)	97.78		11:06:19.056	

P15 69		Eli BANISH					Honda - Team Thorneycroft Racing				
IDEAL LAP TIME : 1:26.524		BEST LAP TIME : 1:26.857					DIFFERENCE : 0.333				
LAP		SECTOR 1	SECTOR 2		SECTOR 3		LAP TIME	MPH	DIFF	TIME OF DAY	
1 -	OUTLAP	92.6	25.987	108.9	37.538	95.3				10:37:14.923	
2 -	31.450	96.1	24.801	112.4	35.806	95.3	1:32.057	92.13	5.200	10:38:46.980	
3 -	30.251	98.9	24.719	109.2	36.574	94.3	1:31.544	92.65	4.687	10:40:18.524	
4 -	30.054	98.2	24.636	112.0	35.575	95.3	1:30.265	93.96	3.408	10:41:48.789	
5 -	29.926	99.2	24.404	111.8	35.921	95.4	1:30.251	93.97	3.394	10:43:19.040	
6 -	29.804	99.2	24.276	112.5	35.939	96.5	1:30.019	94.22	3.162	10:44:49.059	
7 -	29.517	97.9	24.162	110.9	35.278	95.4	1:28.957	95.34	2.100	10:46:18.016	
8 -	29.831	98.2	24.286	107.3	IN PIT		1:30.013 P	94.22	3.156	10:47:48.029	
9 -	OUTLAP	95.3	24.385	112.2	35.910	94.5	5:15.043	26.92	3:48.186	10:53:03.072	
10 -	29.656	98.9	23.699	113.7	35.282	95.8	1:28.637	95.68	1.780	10:54:31.709	
11 -	29.530	99.2	23.674	113.5	35.106	95.8	1:28.310	96.04	1.453	10:56:00.019	
12 -	30.013	98.9	24.541	112.9	35.950	95.8	1:30.504	93.71	3.647	10:57:30.523	
13 -	30.148	96.5	24.705	112.5	36.064	94.1	1:30.917	93.28	4.060	10:59:01.440	
14 -	30.520	99.7	24.065	112.9	35.157	95.8	1:29.742	94.51	2.885	11:00:31.182	
15 -	29.249	100.3	23.464	114.9	34.652	96.5	1:27.365	97.08	0.508	11:01:58.547	
16 -	29.316	101.6	23.538	113.7	34.467	97.2	1:27.321 (3)	97.13	0.464	11:03:25.868	
17 -	28.862	101.3	23.195	114.3	34.800	97.1	1:26.857 (1)	97.65		11:04:52.725	
18 -	28.921	101.3	23.450	113.9	34.617	97.5	1:26.988 (2)	97.50	0.131	11:06:19.713	

Weather / Track : Cloudy / Dry

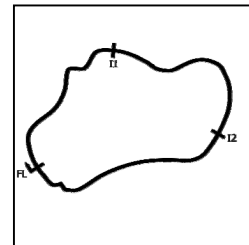
Thruxton
Circuit Length = 2.3560 miles
Start: 10:35 Flag 11:05 End: 11:07

MCRCB BULLETIN TK116

2021 Bennetts British Superbike Championship - Round 4

2021 Honda British Talent Cup

QUALIFYING - SECTOR ANALYSIS



SECTOR 1 = FL to I1, SECTOR 2 = I1 to I2, SECTOR 3 = I2 to FL, DIFF = Difference To Personal Best Lap, P = Crossed Finish Line in Pit Lane, D = Time Disallowed

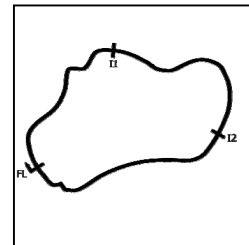
P16 8		Ross MOORE					Honda - B Moore Honda			
IDEAL LAP TIME : 1:26.665		BEST LAP TIME : 1:26.959					DIFFERENCE : 0.294			
LAP	SECTOR 1	SECTOR 2		SECTOR 3		LAP TIME	MPH	DIFF	TIME OF DAY	
1 -	OUTLAP	99.5	25.026	110.3	36.703	96.6			10:36:54.212	
2 -	30.068	101.0	23.759	112.2	35.575	97.8	1:29.402	94.87	2.443	10:38:23.614
3 -	30.608	98.1	24.312	115.9	35.276	97.5	1:30.196	94.03	3.237	10:39:53.810
4 -	29.736	101.2	23.297	116.9	35.482	97.5	1:28.515	95.82	1.556	10:41:22.325
5 -	29.112	102.9	23.644	115.7	34.502	98.2	1:27.258	(3) 97.20	0.299	10:42:49.583
6 -	29.811	100.7	23.663	113.1	35.722	97.9	1:29.196	95.08	2.237	10:44:18.779
7 -	29.341	101.0	23.624	114.7	35.062	98.2	1:28.027	96.35	1.068	10:45:46.806
8 -	29.209	101.3	23.657	114.3	34.927	96.5	1:27.793	96.60	0.834	10:47:14.599
9 -	29.765	100.4	26.169	105.8	36.761	95.8	1:32.695	91.50	5.736	10:48:47.294
10 -	29.187	102.1	23.431	115.5	35.487	96.6	1:28.105	96.26	1.146	10:50:15.399
11 -	29.541	100.4	23.302	111.8	35.492	95.8	1:28.335	96.01	1.376	10:51:43.734
12 -	29.761	99.5	23.741	114.5	35.278	96.5	1:28.780	95.53	1.821	10:53:12.514
13 -	29.173	100.4	23.051	117.5	34.735	96.8	1:26.959	(1) 97.53		10:54:39.473
14 -	29.212	101.9	23.184	116.1	34.953	97.2	1:27.349	97.10	0.390	10:56:06.822
15 -	29.187	100.9	34.207	104.6	IN PIT		1:41.392	P 83.65	14.433	10:57:48.214
16 -	OUTLAP	97.2	23.775	115.5	35.242	96.5	2:22.003	59.72	55.044	11:00:10.217
17 -	29.200	99.5	23.324	116.7	35.119	97.2	1:27.643	96.77	0.684	11:01:37.860
18 -	29.700	100.3	23.467	115.1	35.001	97.1	1:28.168	96.19	1.209	11:03:06.028
19 -	29.201	97.8	23.530	116.1	34.771	98.1	1:27.502	96.93	0.543	11:04:33.530
20 -	29.221	102.6	23.217	115.5	34.809	97.9	1:27.247	(2) 97.21	0.288	11:06:00.777

P17 14		Evann PENDRILL					Honda - EPRacing / SP125 Racing			
IDEAL LAP TIME : 1:27.095		BEST LAP TIME : 1:27.095					DIFFERENCE : 0.000			
LAP	SECTOR 1	SECTOR 2		SECTOR 3		LAP TIME	MPH	DIFF	TIME OF DAY	
1 -	OUTLAP	94.2	24.793	110.0	36.823	93.7			10:36:52.957	
2 -	29.905	97.1	23.933	113.9	35.975	95.1	1:29.813	94.43	2.718	10:38:22.770
3 -	29.352	99.4	23.755	112.9	35.322	96.0	1:28.429	95.91	1.334	10:39:51.199
4 -	30.023	99.7	23.647	113.1	35.300	94.7	1:28.970	95.33	1.875	10:41:20.169
5 -	29.322	100.9	23.883	113.5	35.702	93.7	1:28.907	95.39	1.812	10:42:49.076
6 -	29.523	96.6	24.297	111.1	36.368	95.1	1:30.188	94.04	3.093	10:44:19.264
7 -	29.263	98.8	23.557	113.7	35.385	96.0	1:28.205	96.15	1.110	10:45:47.469
8 -	29.230	98.6	23.778	110.5	35.614	94.2	1:28.622	95.70	1.527	10:47:16.091
9 -	29.327	97.3	23.913	109.2	IN PIT		1:30.936	P 93.27	3.841	10:48:47.027
10 -	OUTLAP	94.7	24.002	112.9	36.348	93.3	6:35.239	21.45	5:08.144	10:55:22.266
11 -	29.436	98.5	23.527	112.9	35.930	93.2	1:28.893	95.41	1.798	10:56:51.159
12 -	29.237	98.1	23.611	111.6	35.842	95.5	1:28.690	95.63	1.595	10:58:19.849
13 -	29.172	98.8	23.788	111.2	36.048	94.9	1:29.008	95.29	1.913	10:59:48.857
14 -	29.127	99.1	23.525	112.0	35.670	96.5	1:28.322	96.03	1.227	11:01:17.179
15 -	28.717	99.8	23.405	112.5	34.973	95.7	1:27.095	(1) 97.38		11:02:44.274
16 -	28.903	99.4	23.612	113.9	35.079	95.7	1:27.594	(2) 96.82	0.499	11:04:11.868
17 -	28.949	99.7	23.520	111.6	35.540	95.1	1:28.009	(3) 96.37	0.914	11:05:39.877

Weather / Track : Cloudy / Dry

Thruxton
Circuit Length = 2.3560 miles
Start: 10:35 Flag 11:05 End: 11:07

QUALIFYING - SECTOR ANALYSIS



SECTOR 1 = FL to I1, SECTOR 2 = I1 to I2, SECTOR 3 = I2 to FL, DIFF = Difference To Personal Best Lap, P = Crossed Finish Line in Pit Lane, D = Time Disallowed

P18		5		Mason JOHNSON				Honda - Johnson Racing			
IDEAL LAP TIME : 1:26.925		BEST LAP TIME : 1:27.511				DIFFERENCE : 0.586					
LAP	SECTOR 1	SECTOR 2		SECTOR 3		LAP TIME	MPH	DIFF	TIME OF DAY		
1 -	OUTLAP	95.4	25.449	111.2	36.406	97.2			10:36:57.466		
2 -	29.732	98.8	24.184	112.7	35.033	97.6	1:28.949	95.35	1.438	10:38:26.415	
3 -	29.480	99.2	23.911	113.7	34.702	97.2	1:28.093 (3)	96.28	0.582	10:39:54.508	
4 -	30.334	99.1	23.874	113.3	34.746	97.5	1:28.954	95.34	1.443	10:41:23.462	
5 -	29.370	100.4	23.850	113.5	34.771	97.8	1:27.991 (2)	96.39	0.480	10:42:51.453	
6 -	29.633	98.3	23.991	113.5	35.055	98.1	1:28.679	95.64	1.168	10:44:20.132	
7 -	29.398	99.2	23.884	114.1	IN PIT		1:27.313 P	97.14		10:45:47.445	
8 -	OUTLAP	99.4	23.964	111.8	35.004	96.6	2:32.335	55.67	1:04.824	10:48:19.780	
9 -	29.402	100.1	23.418	114.1	35.349	96.1	1:28.169	96.19	0.658	10:49:47.949	
10 -	30.391	91.5	24.322	112.2	IN PIT		1:30.272 P	93.95	2.761	10:51:18.221	
11 -	OUTLAP	97.1	24.315	110.3	35.356	96.5	1:46.546	79.60	19.035	10:53:04.767	
12 -	29.553	99.4	23.877	113.1	34.983	97.2	1:28.413	95.93	0.902	10:54:33.180	
13 -	29.507	100.0	23.870	113.1	35.042	95.5	1:28.419	95.92	0.908	10:56:01.599	
14 -	31.189	96.5	24.516	111.8	IN PIT		1:30.690 P	93.52	3.179	10:57:32.289	
15 -	OUTLAP	96.9	24.206	112.5	35.174	96.5	3:28.643	40.65	2:01.132	11:01:00.932	
16 -	29.549	98.6	23.960	113.3	35.051	96.9	1:28.560	95.77	1.049	11:02:29.492	
17 -	29.496	100.0	24.416	114.5	34.345	97.2	1:28.257	96.10	0.746	11:03:57.749	
18 -	29.162	99.4	23.660	112.5	34.689	97.3	1:27.511 (1)	96.92		11:05:25.260	

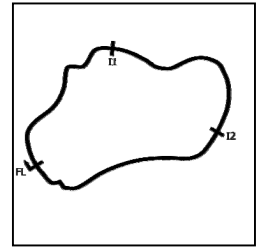
P19		23		Rhys STEPHENSON				Honda - Rocket Racing			
IDEAL LAP TIME : 1:27.200		BEST LAP TIME : 1:27.660				DIFFERENCE : 0.460					
LAP	SECTOR 1	SECTOR 2		SECTOR 3		LAP TIME	MPH	DIFF	TIME OF DAY		
1 -	OUTLAP	97.5	25.096	112.7	35.655	97.3			10:36:53.063		
2 -	30.170	100.4	24.060	115.9	34.992	96.8	1:29.222	95.06	1.562	10:38:22.285	
3 -	29.412	101.8	24.023	113.7	35.119	96.5	1:28.554	95.77	0.894	10:39:50.839	
4 -	29.879	100.1	23.909	113.9	34.751	98.1	1:28.539	95.79	0.879	10:41:19.378	
5 -	29.393	103.4	23.901	113.7	IN PIT		1:28.169 P	96.19	0.509	10:42:47.547	
6 -	OUTLAP	99.1	24.234	111.4	35.678	96.0	1:48.035	78.50	20.375	10:44:35.582	
7 -	29.303	100.4	24.042	114.3	34.635	97.3	1:27.980 (3)	96.40	0.320	10:46:03.562	
8 -	29.062	100.6	24.111	111.4	35.171	97.1	1:28.344	96.00	0.684	10:47:31.906	
9 -	29.078	100.1	23.947	111.4	35.370	96.9	1:28.395	95.95	0.735	10:49:00.301	
10 -	29.246	101.3	24.287	109.6	IN PIT		1:32.735 P	91.46	5.075	10:50:33.036	
11 -	OUTLAP	98.9	24.422	113.9	35.549	95.1	5:07.811	27.55	3:40.151	10:55:40.847	
12 -	29.296	102.9	23.962	112.5	35.286	96.5	1:28.544	95.78	0.884	10:57:09.391	
13 -	28.931	101.6	24.099	110.9	35.388	96.2	1:28.418	95.92	0.758	10:58:37.809	
14 -	29.170	100.4	24.215	109.4	35.564	96.8	1:28.949	95.35	1.289	11:00:06.758	
15 -	28.742	102.9	23.823	111.8	35.213	96.6	1:27.778 (2)	96.62	0.118	11:01:34.536	
16 -	29.015	101.0	23.859	112.5	35.156	96.6	1:28.030	96.34	0.370	11:03:02.566	
17 -	29.599	98.8	24.347	111.6	35.506	95.8	1:29.452	94.81	1.792	11:04:32.018	
18 -	28.781	102.1	23.870	109.4	35.009	96.4	1:27.660 (1)	96.75		11:05:59.678	

MCRCB BULLETIN TK116

2021 Bennetts British Superbike Championship - Round 4

2021 Honda British Talent Cup

QUALIFYING - SECTOR ANALYSIS



SECTOR 1 = FL to I1, SECTOR 2 = I1 to I2, SECTOR 3 = I2 to FL, DIFF = Difference To Personal Best Lap, P = Crossed Finish Line in Pit Lane, D = Time Disallowed

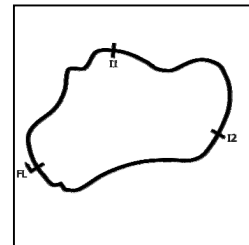
P20 44		Lucas HILL					Honda - Ashcourt Racing				
IDEAL LAP TIME : 1:27.429		BEST LAP TIME : 1:27.865					DIFFERENCE : 0.436				
LAP		SECTOR 1	SECTOR 2		SECTOR 3		LAP TIME	MPH	DIFF	TIME OF DAY	
1 -	OUTLAP	94.3	26.211	105.5	37.597	94.5				10:37:01.377	
2 -	30.386	97.1	24.935	111.2	36.091	96.1	1:31.412	92.78	3.547	10:38:32.789	
3 -	29.536	98.8	24.725	112.0	35.993	93.2	1:30.254	93.97	2.389	10:40:03.043	
4 -	29.892	98.3	25.010	107.3	35.807	96.0	1:30.709	93.50	2.844	10:41:33.752	
5 -	29.661	97.8	24.628	112.0	35.295	97.1	1:29.584	94.67	1.719	10:43:03.336	
6 -	29.385	95.8	24.649	110.1	IN PIT		1:28.491	P 95.84	0.626	10:44:31.827	
7 -	OUTLAP	97.3	24.796	110.3	36.633	95.5	2:25.945	58.11	58.080	10:46:57.772	
8 -	29.457	98.5	24.736	106.8	36.284	96.4	1:30.477	93.74	2.612	10:48:28.249	
9 -	29.312	100.9	24.035	114.7	36.070	94.2	1:29.417	94.85	1.552	10:49:57.666	
10 -	29.433	99.2	24.450	112.5	34.805	96.5	1:28.688	(3) 95.63	0.823	10:51:26.354	
11 -	29.652	97.8	24.406	112.2	IN PIT		1:30.897	P 93.31	3.032	10:52:57.251	
12 -	OUTLAP	96.0	24.853	108.5	36.333	98.1	2:30.590	56.32	1:02.725	10:55:27.841	
13 -	28.759	100.0	23.865	113.3	35.241	93.7	1:27.865 (1)	96.53		10:56:55.706	
14 -	30.186	97.8	24.614	109.6	36.039	96.9	1:30.839	93.36	2.974	10:58:26.545	
15 -	28.969	99.5	24.168	112.4	36.179	92.6	1:29.316	94.96	1.451	10:59:55.861	
16 -	31.313	95.0	25.275	108.9	IN PIT		1:34.407	P 89.84	6.542	11:01:30.268	
17 -	OUTLAP	96.9	25.030	106.8	39.049	95.3	1:50.183	76.97	22.318	11:03:20.451	
18 -	29.142	97.6	24.272	111.1	35.688	94.3	1:29.102	95.18	1.237	11:04:49.553	
19 -	29.454	96.5	24.015	111.4	34.882	96.9	1:28.351	(2) 95.99	0.486	11:06:17.904	

P21 79		Harley McCABE					Honda - MLav VisionTrack Academy				
IDEAL LAP TIME : 1:27.743		BEST LAP TIME : 1:28.062					DIFFERENCE : 0.319				
LAP		SECTOR 1	SECTOR 2		SECTOR 3		LAP TIME	MPH	DIFF	TIME OF DAY	
1 -	OUTLAP	95.5	26.303	109.6	36.516	94.5				10:36:51.855	
2 -	31.322	97.5	24.747	114.1	35.306	98.3	1:31.375	92.82	3.313	10:38:23.230	
3 -	30.833	99.2	24.937	113.7	35.396	98.8	1:31.166	93.03	3.104	10:39:54.396	
4 -	30.223	99.5	24.509	115.7	34.965	98.1	1:29.697	94.55	1.635	10:41:24.093	
5 -	29.870	99.4	24.500	113.7	34.678	98.5	1:29.048	95.24	0.986	10:42:53.141	
6 -	29.827	99.2	24.457	114.5	34.729	98.1	1:29.013	95.28	0.951	10:44:22.154	
7 -	29.827	99.5	24.575	113.3	34.640	98.8	1:29.042	95.25	0.980	10:45:51.196	
8 -	29.704	99.5	24.700	112.2	34.807	99.4	1:29.211	95.07	1.149	10:47:20.407	
9 -	30.040	97.5	24.944	111.6	IN PIT		1:30.248	P 93.98	2.186	10:48:50.655	
10 -	OUTLAP	97.6	24.793	113.9	35.648	97.9	4:54.919	28.75	3:26.857	10:53:45.574	
11 -	30.312	98.3	24.547	115.3	35.357	98.6	1:30.216	94.01	2.154	10:55:15.790	
12 -	30.390	99.7	24.420	115.5	34.863	98.8	1:29.673	94.58	1.611	10:56:45.463	
13 -	29.809	99.2	24.216	114.3	34.975	98.1	1:29.000	95.29	0.938	10:58:14.463	
14 -	29.469	99.8	24.548	112.5	34.961	99.2	1:28.978	95.32	0.916	10:59:43.441	
15 -	29.481	100.9	24.174	114.9	34.753	99.8	1:28.408	(3) 95.93	0.346	11:01:11.849	
16 -	29.383	100.4	24.258	112.9	35.145	98.5	1:28.786	95.52	0.724	11:02:40.635	
17 -	29.661	101.8	24.430	115.1	34.306	101.6	1:28.397	(2) 95.94	0.335	11:04:09.032	
18 -	29.575	100.3	24.054	115.5	34.433	99.8	1:28.062 (1)	96.31		11:05:37.094	

Weather / Track : Cloudy / Dry

Thruxton
Circuit Length = 2.3560 miles
Start: 10:35 Flag 11:05 End: 11:07

QUALIFYING - SECTOR ANALYSIS



SECTOR 1 = FL to I1, SECTOR 2 = I1 to I2, SECTOR 3 = I2 to FL, DIFF = Difference To Personal Best Lap, P = Crossed Finish Line in Pit Lane, D = Time Disallowed

P22 61		Harrison MACKAY					Honda - True Heros Racing / Super Soco				
IDEAL LAP TIME : 1:27.937		BEST LAP TIME : 1:28.199					DIFFERENCE : 0.262				
LAP	SECTOR 1	SECTOR 2		SECTOR 3		LAP TIME	MPH	DIFF	TIME OF DAY		
1 -	OUTLAP	95.4	25.793	114.9	37.807	95.5				10:37:25.655	
2 -	31.486	101.3	24.476	116.5	36.490	99.5	1:32.452	91.74	4.253	10:38:58.107	
3 -	30.211	102.1	24.224	116.5	36.738	98.3	1:31.173	93.02	2.974	10:40:29.280	
4 -	30.126	101.0	23.973	116.1	35.264	99.2	1:29.363	94.91	1.164	10:41:58.643	
5 -	29.713	102.6	24.078	116.1	35.718	100.0	1:29.509	94.75	1.310	10:43:28.152	
6 -	30.113	101.6	24.015	115.7	35.714	100.0	1:29.842	94.40	1.643	10:44:57.994	
7 -	30.227	95.4	24.214	115.5	IN PIT		1:30.418	P 93.80	2.219	10:46:28.412	
8 -	OUTLAP	99.8	24.284	116.9	36.572	98.5	4:57.461	28.51	3:29.262	10:51:25.873	
9 -	30.460	102.4	24.245	116.9	36.396	98.9	1:31.101	93.10	2.902	10:52:56.974	
10 -	29.957	101.9	24.342	115.7	IN PIT		1:30.715	P 93.49	2.516	10:54:27.689	
11 -	OUTLAP	102.2	24.297	116.3	35.125	98.5	2:04.299	68.23	36.100	10:56:31.988	
12 -	29.480	102.7	23.888	116.1	35.498	99.5	1:28.866	95.44	0.667	10:58:00.854	
13 -	29.798	99.8	23.830	118.1	35.113	100.3	1:28.741	95.57	0.542	10:59:29.595	
14 -	29.208	103.2	23.762	118.9	35.419	100.1	1:28.389	(3) 95.95	0.190	11:00:57.984	
15 -	29.880	101.9	24.480	115.5	35.436	98.6	1:29.796	94.45	1.597	11:02:27.780	
16 -	29.224	102.6	23.824	114.7	35.327	99.4	1:28.375	(2) 95.97	0.176	11:03:56.155	
17 -	29.470	101.5	23.686	117.3	35.043	99.7	1:28.199	(1) 96.16		11:05:24.354	

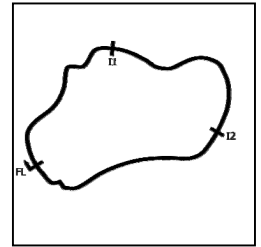
P23 22		Anthony EAGLE					Honda - Microlise Cresswell Racing				
IDEAL LAP TIME : 1:28.508		BEST LAP TIME : 1:28.588					DIFFERENCE : 0.080				
LAP	SECTOR 1	SECTOR 2		SECTOR 3		LAP TIME	MPH	DIFF	TIME OF DAY		
1 -	OUTLAP	96.6	25.868	110.3	37.411	95.4				10:36:45.866	
2 -	31.313	97.2	24.518	112.5	36.855	95.5	1:32.686	91.50	4.098	10:38:18.552	
3 -	30.863	98.8	24.471	112.5	36.751	95.7	1:32.085	92.10	3.497	10:39:50.637	
4 -	31.225	98.5	24.512	108.0	36.576	95.1	1:32.313	91.87	3.725	10:41:22.950	
5 -	30.453	99.2	24.375	109.6	IN PIT		1:30.392	P 93.83	1.804	10:42:53.342	
6 -	OUTLAP	97.8	24.589	109.1	36.029	95.7	3:59.708	35.38	2:31.120	10:46:53.050	
7 -	30.160	98.3	24.349	110.0	36.075	96.4	1:30.584	93.63	1.996	10:48:23.634	
8 -	30.170	98.3	24.261	110.5	36.373	95.8	1:30.804	93.40	2.216	10:49:54.438	
9 -	30.160	98.6	24.342	109.8	36.502	94.3	1:31.004	93.20	2.416	10:51:25.442	
10 -	30.287	98.1	24.332	111.4	36.318	94.7	1:30.937	93.26	2.349	10:52:56.379	
11 -	30.272	98.8	24.227	111.6	35.852	94.9	1:30.351	93.87	1.763	10:54:26.730	
12 -	30.277	99.5	24.109	112.2	36.118	95.7	1:30.504	93.71	1.916	10:55:57.234	
13 -	29.885	99.8	23.853	112.4	35.885	96.0	1:29.623	94.63	1.035	10:57:26.857	
14 -	29.901	99.1	24.108	111.1	36.043	95.5	1:30.052	94.18	1.464	10:58:56.909	
15 -	29.937	98.1	24.302	111.1	36.045	96.0	1:30.284	93.94	1.696	11:00:27.193	
16 -	29.649	100.7	24.023	111.1	36.176	94.3	1:29.848	94.39	1.260	11:01:57.041	
17 -	30.158	99.4	23.910	110.9	35.336	96.4	1:29.404	(3) 94.86	0.816	11:03:26.445	
18 -	29.602	100.4	23.665	112.2	35.321	96.9	1:28.588	(1) 95.74		11:04:55.033	
19 -	29.522	100.6	23.850	111.4	35.636	95.4	1:29.008	(2) 95.29	0.420	11:06:24.041	

MCRCB BULLETIN TK116

2021 Bennetts British Superbike Championship - Round 4

2021 Honda British Talent Cup

QUALIFYING - SECTOR ANALYSIS



SECTOR 1 = FL to I1, SECTOR 2 = I1 to I2, SECTOR 3 = I2 to FL, DIFF = Difference To Personal Best Lap, P = Crossed Finish Line in Pit Lane, D = Time Disallowed

P24 41		Luca HOPKINS					Honda - Wilson Racing			
IDEAL LAP TIME : 1:28.625		BEST LAP TIME : 1:28.711					DIFFERENCE : 0.086			
LAP		SECTOR 1	SECTOR 2		SECTOR 3		LAP TIME	MPH	DIFF	TIME OF DAY
1 -	OUTLAP	94.1	26.119	106.0	38.148	93.5				10:37:38.721
2 -	30.836	97.2	24.983	107.7	36.916	96.4	1:32.735	91.46	4.024	10:39:11.456
3 -	30.327	98.2	24.749	107.0	36.864	96.6	1:31.940	92.25	3.229	10:40:43.396
4 -	29.847	98.1	24.528	108.2	35.884	95.7	1:30.259	93.96	1.548	10:42:13.655
5 -	29.563	99.7	24.300	109.8	36.713	95.3	1:30.576	93.64	1.865	10:43:44.231
6 -	29.775	100.3	24.586	108.9	36.045	96.9	1:30.406	93.81	1.695	10:45:14.637
7 -	29.807	99.7	24.508	107.5	36.066	96.5	1:30.381	93.84	1.670	10:46:45.018
8 -	30.469	98.2	24.148	109.2	36.302	95.3	1:30.919	93.28	2.208	10:48:15.937
9 -	29.434	99.4	24.508	109.8	35.698	97.3	1:29.640	94.61	0.929	10:49:45.577
10 -	29.577	98.6	24.333	108.9	35.900	96.5	1:29.810	94.43	1.099	10:51:15.387
11 -	29.637	100.0	24.099	109.2	36.273	96.6	1:30.009	94.23	1.298	10:52:45.396
12 -	29.581	100.3	23.934	111.2	35.897	96.9	1:29.412	94.85	0.701	10:54:14.808
13 -	29.285	100.9	23.963	109.6	35.643	97.2	1:28.891 (3)	95.41	0.180	10:55:43.699
14 -	29.477	98.3	24.136	110.1	35.684	95.8	1:29.297	94.98	0.586	10:57:12.996
15 -	29.437	100.4	24.126	103.2	36.386	96.9	1:29.949	94.29	1.238	10:58:42.945
16 -	30.704	97.2	24.517	110.3	36.032	96.1	1:31.253	92.94	2.542	11:00:14.198
17 -	29.766	98.2	24.097	109.8	37.044	91.9	1:30.907	93.29	2.196	11:01:45.105
18 -	30.212	99.4	24.047	110.0	35.898	96.2	1:30.157	94.07	1.446	11:03:15.262
19 -	29.259	99.5	23.933	111.2	35.548	96.6	1:28.740 (2)	95.57	0.029	11:04:44.002
20 -	29.345	100.7	23.883	111.8	35.483	97.6	1:28.711 (1)	95.60		11:06:12.713

P25 2		Rhys COATES					Honda - Ernie Coates Race Support / SP125 Racing			
IDEAL LAP TIME : 1:28.455		BEST LAP TIME : 1:28.725					DIFFERENCE : 0.270			
LAP		SECTOR 1	SECTOR 2		SECTOR 3		LAP TIME	MPH	DIFF	TIME OF DAY
1 -	OUTLAP	92.9	25.767	111.4	37.699	96.0				10:37:14.266
2 -	31.497	96.1	25.189	111.4	36.862	95.3	1:33.548	90.66	4.823	10:38:47.814
3 -	30.526	98.5	24.565	112.2	36.119	95.5	1:31.210	92.98	2.485	10:40:19.024
4 -	30.404	97.9	24.487	113.7	35.815	95.7	1:30.706	93.50	1.981	10:41:49.730
5 -	30.159	100.1	24.296	114.5	35.834	96.1	1:30.289	93.93	1.564	10:43:20.019
6 -	29.913	98.9	24.134	114.1	35.846	97.2	1:29.893	94.35	1.168	10:44:49.912
7 -	29.774	99.2	23.828	114.1	35.261	96.4	1:28.863 (2)	95.44	0.138	10:46:18.775
8 -	29.631	100.1	24.199	111.6	36.015	95.5	1:29.845	94.40	1.120	10:47:48.620
9 -	29.785	98.6	23.925	113.3	36.592	95.5	1:30.302	93.92	1.577	10:49:18.922
10 -	30.128	99.5	24.087	112.9	35.947	95.4	1:30.162	94.07	1.437	10:50:49.084
11 -	29.928	98.2	24.126	112.4	36.850	95.1	1:30.904	93.30	2.179	10:52:19.988
12 -	29.891	97.8	24.079	112.9	36.266	95.4	1:30.236	93.99	1.511	10:53:50.224
13 -	29.969	98.2	24.151	113.7	36.018	96.2	1:30.138	94.09	1.413	10:55:20.362
14 -	29.693	98.8	24.122	111.8	IN PIT		1:29.413 P	94.85	0.688	10:56:49.775
15 -	OUTLAP	97.5	24.108	112.9	36.420	94.6	4:13.901	33.40	2:45.176	11:01:03.676
16 -	30.341	96.8	23.897	113.3	35.399	95.1	1:29.637	94.62	0.912	11:02:33.313
17 -	29.537	99.2	24.091	112.5	35.603	96.0	1:29.231 (3)	95.05	0.506	11:04:02.544
18 -	29.759	99.8	23.657	113.5	35.309	95.5	1:28.725 (1)	95.59		11:05:31.269

Weather / Track : Cloudy / Dry

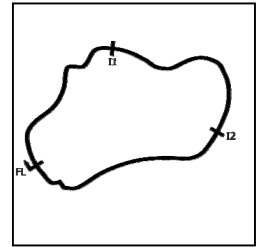
Thruxton
Circuit Length = 2.3560 miles
Start: 10:35 Flag 11:05 End: 11:07

MCRCB BULLETIN TK116

2021 Bennetts British Superbike Championship - Round 4

2021 Honda British Talent Cup

QUALIFYING - SECTOR ANALYSIS



SECTOR 1 = FL to I1, SECTOR 2 = I1 to I2, SECTOR 3 = I2 to FL, DIFF = Difference To Personal Best Lap, P = Crossed Finish Line in Pit Lane, D = Time Disallowed

P26 66		Rossi DOBSON					Honda - WM Racing				
IDEAL LAP TIME : 1:28.571		BEST LAP TIME : 1:28.910					DIFFERENCE : 0.339				
LAP		SECTOR 1	SECTOR 2		SECTOR 3		LAP TIME	MPH	DIFF	TIME OF DAY	
1 -	OUTLAP	92.1	27.179	109.2	38.840	93.9				10:37:12.011	
2 -	31.382	96.2	26.069	107.0	36.811	97.2	1:34.262	89.97	5.352	10:38:46.273	
3 -	30.388	98.8	25.198	112.2	36.108	96.5	1:31.694	92.49	2.784	10:40:17.967	
4 -	29.945	99.5	25.092	112.9	35.474	97.6	1:30.511	93.70	1.601	10:41:48.478	
5 -	29.761	101.0	24.827	112.9	35.676	97.5	1:30.264	93.96	1.354	10:43:18.742	
6 -	29.618	101.8	24.744	112.9	35.287	98.3	1:29.649	94.60	0.739	10:44:48.391	
7 -	29.453	100.9	24.370	114.5	35.234	97.3	1:29.057 (3)	95.23	0.147	10:46:17.448	
8 -	29.403	101.3	25.193	107.0	IN PIT		1:29.344 P	94.93	0.434	10:47:46.792	
9 -	OUTLAP	100.1	24.674	112.9	35.891	95.5	3:12.844	43.98	1:43.934	10:50:59.636	
10 -	29.513	101.6	24.376	112.7	35.853	96.1	1:29.742	94.51	0.832	10:52:29.378	
11 -	29.560	100.0	24.614	114.1	35.587	96.5	1:29.761	94.49	0.851	10:53:59.139	
12 -	29.209	101.6	24.345	115.9	35.534	96.4	1:29.088	95.20	0.178	10:55:28.227	
13 -	30.803	97.1	25.151	111.8	IN PIT		1:30.926 P	93.28	2.016	10:56:59.153	
14 -	OUTLAP	98.8	24.605	113.9	36.108	95.4	3:14.860	43.52	1:45.950	11:00:14.013	
15 -	29.297	102.1	24.216	114.9	35.397	96.6	1:28.910 (1)	95.39		11:01:42.923	
16 -	29.750	100.6	24.628	110.0	35.416	96.9	1:29.794	94.45	0.884	11:03:12.717	
17 -	29.121	101.5	24.540	113.1	35.433	97.3	1:29.094	95.19	0.184	11:04:41.811	
18 -	29.175	101.2	24.256	113.9	35.577	96.4	1:29.008 (2)	95.29	0.098	11:06:10.819	

P27 12		Josh BANNISTER					Honda - Dunsley Heat Racing				
IDEAL LAP TIME : 1:28.613		BEST LAP TIME : 1:29.119					DIFFERENCE : 0.506				
LAP		SECTOR 1	SECTOR 2		SECTOR 3		LAP TIME	MPH	DIFF	TIME OF DAY	
1 -	OUTLAP	94.2	25.575	110.1	37.542	95.3				10:36:46.224	
2 -	31.179	96.0	24.348	114.3	36.320	95.5	1:31.847	92.34	2.728	10:38:18.071	
3 -	29.760	98.9	24.468	110.5	35.888	94.7	1:30.116	94.11	0.997	10:39:48.187	
4 -	29.873	97.6	24.416	111.8	36.526	89.9	1:30.815	93.39	1.696	10:41:19.002	
5 -	30.393	99.1	23.902	111.6	35.910	92.4	1:30.205	94.02	1.086	10:42:49.207	
6 -	30.041	97.5	24.356	110.5	36.363	96.6	1:30.760	93.45	1.641	10:44:19.967	
7 -	29.862	98.6	24.024	111.4	35.524	95.8	1:29.410 (2)	94.86	0.291	10:45:49.377	
8 -	29.810	96.6	24.403	110.7	35.775	94.3	1:29.988	94.25	0.869	10:47:19.365	
9 -	29.735	96.4	24.388	110.0	35.547	94.3	1:29.670	94.58	0.551	10:48:49.035	
10 -	29.349	99.5	23.999	111.4	35.771	94.1	1:29.119 (1)	95.17		10:50:18.154	
11 -	30.042	94.3	24.362	112.9	IN PIT		1:29.494 P	94.77	0.375	10:51:47.648	
12 -	OUTLAP	92.5	25.553	108.9	37.167	92.4	5:55.967	23.82	4:26.848	10:57:43.615	
13 -	30.618	95.8	24.610	110.5	36.274	93.3	1:31.502	92.69	2.383	10:59:15.117	
14 -	29.811	95.5	24.270	110.9	35.681	93.8	1:29.762	94.49	0.643	11:00:44.879	
15 -	29.769	98.3	24.414	110.0	36.019	94.6	1:30.202	94.02	1.083	11:02:15.081	
16 -	29.814	95.1	24.460	110.1	35.362	95.5	1:29.636 (3)	94.62	0.517	11:03:44.717	
17 -	29.530	98.3	24.263	111.1	35.909	92.6	1:29.702	94.55	0.583	11:05:14.419	

Weather / Track : Cloudy / Dry

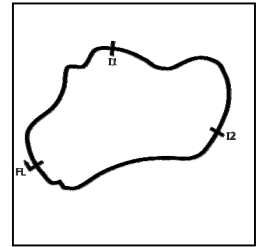
Thrupton
Circuit Length = 2.3560 miles
Start: 10:35 Flag 11:05 End: 11:07

MCRCB BULLETIN TK116

2021 Bennetts British Superbike Championship - Round 4

2021 Honda British Talent Cup

QUALIFYING - SECTOR ANALYSIS



SECTOR 1 = FL to I1, SECTOR 2 = I1 to I2, SECTOR 3 = I2 to FL, DIFF = Difference To Personal Best Lap, P = Crossed Finish Line in Pit Lane, D = Time Disallowed

P28 65		Alexander ROWAN					Honda - Victoria House Mortimer Racing				
IDEAL LAP TIME : 1:29.689		BEST LAP TIME : 1:30.041			DIFFERENCE : 0.352						
LAP		SECTOR 1	SECTOR 2		SECTOR 3		LAP TIME	MPH	DIFF	TIME OF DAY	
1 -	OUTLAP	93.4	27.200	105.6	38.734	95.1				10:37:18.443	
2 -	32.533	95.5	26.316	108.9	37.211	95.8	1:36.060	88.29	6.019	10:38:54.503	
3 -	31.886	96.8	25.701	110.1	37.045	94.5	1:34.632	89.62	4.591	10:40:29.135	
4 -	32.607	96.2	25.473	108.7	36.676	95.4	1:34.756	89.51	4.715	10:42:03.891	
5 -	31.042	96.4	25.227	111.4	36.322	96.2	1:32.591	91.60	2.550	10:43:36.482	
6 -	30.727	98.2	25.342	110.5	35.965	96.2	1:32.034	92.15	1.993	10:45:08.516	
7 -	30.790	98.3	24.970	110.7	IN PIT		1:31.248 P	92.95	1.207	10:46:39.764	
8 -	OUTLAP	97.8	25.103	112.7	36.086	96.4	3:16.682	43.12	1:46.641	10:49:56.446	
9 -	30.501	98.8	24.726	112.0	35.820	96.5	1:31.047	93.15	1.006	10:51:27.493	
10 -	30.329	100.0	24.614	108.7	36.095	96.1	1:31.038	93.16	0.997	10:52:58.531	
11 -	30.341	99.2	24.650	112.2	35.667	96.8	1:30.658	93.55	0.617	10:54:29.189	
12 -	30.336	97.6	24.588	113.3	35.722	96.4	1:30.646 (3)	93.56	0.605	10:55:59.835	
13 -	29.953	98.8	24.678	112.7	35.739	96.9	1:30.370 (2)	93.85	0.329	10:57:30.205	
14 -	30.339	96.9	24.749	112.5	35.900	97.1	1:30.988	93.21	0.947	10:59:01.193	
15 -	30.540	95.8	24.684	114.9	35.958	95.8	1:31.182	93.01	1.141	11:00:32.375	
16 -	30.403	98.9	24.742	110.9	IN PIT		1:29.744 P	94.50		11:02:02.119	
17 -	OUTLAP	98.6	24.684	112.4	35.600	97.2	2:57.455	47.79	1:27.414	11:04:59.574	
18 -	30.305	99.4	24.436	112.2	35.300	97.1	1:30.041 (1)	94.19		11:06:29.615	

P29 51		Holly HARRIS					Honda - MJL Racing				
IDEAL LAP TIME : 1:30.003		BEST LAP TIME : 1:30.356			DIFFERENCE : 0.353						
LAP		SECTOR 1	SECTOR 2		SECTOR 3		LAP TIME	MPH	DIFF	TIME OF DAY	
1 -	OUTLAP	94.3	26.771	109.4	37.796	95.7				10:37:44.364	
2 -	31.770	95.4	26.085	110.0	37.513	96.5	1:35.368	88.93	5.012	10:39:19.732	
3 -	31.288	96.9	25.445	110.0	36.788	97.6	1:33.521	90.69	3.165	10:40:53.253	
4 -	31.202	96.0	25.636	109.6	36.929	97.1	1:33.767	90.45	3.411	10:42:27.020	
5 -	31.093	98.1	25.379	111.1	36.775	98.6	1:33.247	90.95	2.891	10:44:00.267	
6 -	30.457	97.8	25.280	110.7	36.569	97.3	1:32.306	91.88	1.950	10:45:32.573	
7 -	31.211	98.5	25.072	111.2	36.333	97.8	1:32.616	91.57	2.260	10:47:05.189	
8 -	30.310	98.3	25.153	109.8	36.164	97.8	1:31.627	92.56	1.271	10:48:36.816	
9 -	30.693	99.4	24.946	111.1	36.421	96.8	1:32.060	92.13	1.704	10:50:08.876	
10 -	30.564	97.3	25.099	111.1	IN PIT		1:32.360 P	91.83	2.004	10:51:41.236	
11 -	OUTLAP	95.7	25.142	112.4	36.353	96.8	3:11.444	44.30	1:41.088	10:54:52.680	
12 -	30.607	97.2	24.658	112.4	36.139	96.8	1:31.404	92.79	1.048	10:56:24.084	
13 -	30.064	97.8	24.798	112.7	36.066	97.2	1:30.928 (3)	93.27	0.572	10:57:55.012	
14 -	29.932	99.2	25.065	113.5	36.165	97.8	1:31.162	93.03	0.806	10:59:26.174	
15 -	30.156	99.4	24.675	112.0	36.612	91.9	1:31.443	92.75	1.087	11:00:57.617	
16 -	30.042	98.6	24.683	112.0	36.369	97.6	1:31.094	93.10	0.738	11:02:28.711	
17 -	30.178	98.2	24.637	111.1	35.559	98.2	1:30.374 (2)	93.85	0.018	11:03:59.085	
18 -	29.855	99.2	24.589	112.9	35.912	97.6	1:30.356 (1)	93.86		11:05:29.441	

Weather / Track : Cloudy / Dry

Thruxton
Circuit Length = 2.3560 miles
Start: 10:35 Flag 11:05 End: 11:07

MCRCB BULLETIN TK117**2021 Bennetts British Superbike Championship - Round 4****2021 Honda British Talent Cup****QUALIFYING - BEST SECTORS**

SECTOR 1			SECTOR 2			SECTOR 3			IDEAL / BEST COMPARISON						
POS	NO	NAME	TIME	NO	NAME	TIME	NO	NAME	TIME	POS	NO	NAME	IDEAL	BEST	DIFF
													PERFECT LAP	1:23.789	
1	74	BROWN	27.673	74	BROWN	22.655	74	BROWN	33.461	1	74	BROWN	1:23.789	1:24.299	0.510
2	24	BUCHANAN	27.837	7	LYONS	22.682	7	LYONS	33.529	2	7	LYONS	1:24.052	1:24.186	0.134
3	7	LYONS	27.841	24	BUCHANAN	22.706	24	BUCHANAN	33.554	3	24	BUCHANAN	1:24.097	1:24.287	0.190
4	48	WALKER	27.886	48	WALKER	22.895	9	STUART-CAMPBEL	33.719	4	48	WALKER	1:24.736	1:24.777	0.041
5	34	COOK	28.011	15	CROSBY	23.024	34	COOK	33.860	5	9	STUART-CAMPBELL	1:24.872	1:24.932	0.060
6	15	CROSBY	28.060	8	MOORE	23.051	48	WALKER	33.955	6	34	COOK	1:24.935	1:25.176	0.241
7	9	STUART-CAMPBEL	28.070	34	COOK	23.064	52	BELFORD	33.973	7	15	CROSBY	1:25.104	1:25.429	0.325
8	52	BELFORD	28.205	9	STUART-CAMPBEL	23.083	15	CROSBY	34.020	8	52	BELFORD	1:25.352	1:26.136	0.784
9	4	MOUNSEY	28.461	52	BELFORD	23.174	57	GARNESS	34.042	9	53	VEIJER	1:25.945	1:26.351	0.406
10	57	GARNESS	28.484	69	BANISH	23.195	53	VEIJER	34.097	10	57	GARNESS	1:25.975	1:26.144	0.169
11	21	JEFFREY	28.508	53	VEIJER	23.211	4	MOUNSEY	34.179	11	4	MOUNSEY	1:25.986	1:26.369	0.383
12	29	BROWN	28.626	4	MOUNSEY	23.346	79	McCABE	34.306	12	21	JEFFREY	1:26.367	1:26.651	0.284
13	53	VEIJER	28.637	96	BANHAM	23.385	5	JOHNSON	34.345	13	96	BANHAM	1:26.503	1:26.503	0.000
14	96	BANHAM	28.684	14	PENDRILL	23.405	21	JEFFREY	34.430	14	69	BANISH	1:26.524	1:26.857	0.333
15	14	PENDRILL	28.717	5	JOHNSON	23.418	96	BANHAM	34.434	15	8	MOORE	1:26.665	1:26.959	0.294
16	23	STEPHENSON	28.742	21	JEFFREY	23.429	29	BROWN	34.434	16	29	BROWN	1:26.741	1:26.741	0.000
17	44	HILL	28.759	57	GARNESS	23.449	69	BANISH	34.467	17	5	JOHNSON	1:26.925	1:27.511	0.586
18	69	BANISH	28.862	2	COATES	23.657	8	MOORE	34.502	18	14	PENDRILL	1:27.095	1:27.095	0.000
19	8	MOORE	29.112	22	EAGLE	23.665	23	STEPHENSON	34.635	19	23	STEPHENSON	1:27.200	1:27.660	0.460
20	66	DOBSON	29.121	29	BROWN	23.681	44	HILL	34.805	20	44	HILL	1:27.429	1:27.865	0.436
21	5	JOHNSON	29.162	61	MACKAY	23.686	14	PENDRILL	34.973	21	79	McCABE	1:27.743	1:28.062	0.319
22	61	MACKAY	29.208	23	STEPHENSON	23.823	61	MACKAY	35.043	22	61	MACKAY	1:27.937	1:28.199	0.262
23	41	HOPKINS	29.259	44	HILL	23.865	66	DOBSON	35.234	23	2	COATES	1:28.455	1:28.725	0.270
24	12	BANNISTER	29.349	41	HOPKINS	23.883	2	COATES	35.261	24	22	EAGLE	1:28.508	1:28.588	0.080
25	79	McCABE	29.383	12	BANNISTER	23.902	65	ROWAN	35.300	25	66	DOBSON	1:28.571	1:28.910	0.339
26	22	EAGLE	29.522	79	McCABE	24.054	22	EAGLE	35.321	26	12	BANNISTER	1:28.613	1:29.119	0.506
27	2	COATES	29.537	66	DOBSON	24.216	12	BANNISTER	35.362	27	41	HOPKINS	1:28.625	1:28.711	0.086
28	51	HARRIS	29.855	65	ROWAN	24.436	41	HOPKINS	35.483	28	65	ROWAN	1:29.689	1:30.041	0.352
29	65	ROWAN	29.953	51	HARRIS	24.589	51	HARRIS	35.559	29	51	HARRIS	1:30.003	1:30.356	0.353

Weather / Track : Cloudy / Dry

Thruxton

Circuit Length = 2.3560 miles

Start: 10:35 Flag 11:05 End: 11:07

Results can be found at www.tsl-timing.com

Printed - 11:10 Saturday, 31 July 2021

MCRCB BULLETIN TK118**2021 Bennetts British Superbike Championship - Round 4****2021 Honda British Talent Cup****QUALIFYING - BEST SPEEDS**

POS	INTERMEDIATE 1			INTERMEDIATE 2			FINISH LINE		
	NO	NAME	MPH	NO	NAME	MPH	NO	NAME	MPH
1	57	GARNESS	106.1	57	GARNESS	121.1	57	GARNESS	103.5
2	48	WALKER	105.5	48	WALKER	119.4	79	McCABE	101.6
3	9	STUART-CAMPBELL	104.8	9	STUART-CAMPBELL	118.9	53	VEIJER	101.3
4	74	BROWN	104.0	61	MACKAY	118.9	48	WALKER	101.0
5	4	MOUNSEY	103.8	74	BROWN	118.5	9	STUART-CAMPBELL	100.7
6	34	COOK	103.7	7	LYONS	118.1	4	MOUNSEY	100.3
7	23	STEPHENSON	103.4	8	MOORE	117.5	21	JEFFREY	100.3
8	53	VEIJER	103.2	4	MOUNSEY	117.3	61	MACKAY	100.3
9	61	MACKAY	103.2	52	BELFORD	116.9	52	BELFORD	100.1
10	24	BUCHANAN	103.0	53	VEIJER	116.9	74	BROWN	99.7
11	52	BELFORD	103.0	15	CROSBY	116.7	34	COOK	99.4
12	15	CROSBY	102.9	24	BUCHANAN	115.9	15	CROSBY	99.1
13	8	MOORE	102.9	96	BANHAM	115.9	24	BUCHANAN	98.8
14	21	JEFFREY	102.1	23	STEPHENSON	115.9	51	HARRIS	98.6
15	66	DOBSON	102.1	66	DOBSON	115.9	66	DOBSON	98.3
16	7	LYONS	101.9	79	McCABE	115.7	7	LYONS	98.2
17	96	BANHAM	101.8	21	JEFFREY	115.5	29	BROWN	98.2
18	79	McCABE	101.8	34	COOK	114.9	8	MOORE	98.2
19	69	BANISH	101.6	69	BANISH	114.9	5	JOHNSON	98.1
20	29	BROWN	101.3	65	ROWAN	114.9	23	STEPHENSON	98.1
21	14	PENDRILL	100.9	44	HILL	114.7	44	HILL	98.1
22	44	HILL	100.9	5	JOHNSON	114.5	41	HOPKINS	97.6
23	41	HOPKINS	100.9	2	COATES	114.5	69	BANISH	97.5
24	22	EAGLE	100.7	12	BANNISTER	114.3	96	BANHAM	97.2
25	5	JOHNSON	100.4	29	BROWN	113.9	2	COATES	97.2
26	2	COATES	100.1	14	PENDRILL	113.9	65	ROWAN	97.2
27	65	ROWAN	100.0	51	HARRIS	113.5	22	EAGLE	96.9
28	12	BANNISTER	99.5	22	EAGLE	112.5	12	BANNISTER	96.6
29	51	HARRIS	99.4	41	HOPKINS	111.8	14	PENDRILL	96.5

Weather / Track : Cloudy / Dry

Results can be found at www.tsl-timing.comThrupton
Circuit Length = 2.3560 miles
Start: 10:35 Flag 11:05 End: 11:07

Printed - 11:11 Saturday, 31 July 2021

MCRCB BULLETIN TK119

2021 Bennetts British Superbike Championship - Round 4

2021 Honda British Talent Cup

QUALIFYING - STATISTICS

Competitors Started 29
Planned Start 2021-07-31 @ 10:35:00.000
Actual Start 2021-07-31 @ 10:35:01.306
Finish Time 2021-07-31 @ 11:05:01.306
Track Length 2.3560mi.
Total Laps 530
Total Distance Covered 1248.6818mi.

Session Fastest Lap History

NO	NAME	LAP TIME	TIME OF DAY	LAP	VEHICLE
9	Bailey STUART-CAMPBELL	1:27.502	10:38:08.086	2	Honda
24	Cormac BUCHANAN	1:27.452	10:38:08.332	2	Honda
74	Carter BROWN	1:27.111	10:38:14.051	2	Honda
9	Bailey STUART-CAMPBELL	1:26.447	10:39:34.533	3	Honda
74	Carter BROWN	1:25.851	10:39:39.901	3	Honda
74	Carter BROWN	1:25.515	10:41:05.416	4	Honda
74	Carter BROWN	1:24.689	10:42:30.105	5	Honda
74	Carter BROWN	1:24.682	10:48:10.977	9	Honda
7	Jamie LYONS	1:24.611	10:53:37.820	12	Honda
7	Jamie LYONS	1:24.259	10:55:02.079	13	Honda
7	Jamie LYONS	1:24.186	11:04:35.356	19	Honda

Flag History

TYPE	TIME OF DAY
GREEN	10:35:01.306
FINISH	11:05:01.306

Flag Statistics

TYPE	COUNT	TOTAL LAPS	TOTAL TIME
Green	1	21	32:36.079
Red	0	0	0.000
Safety Car	0	0	0.000
FCY	0	0	0.000

Weather / Track : Cloudy / Dry

Results can be found at www.tsl-timing.com

Thruxton
Circuit Length = 2.3560 miles
Start: 10:35 Flag 11:05 End: 11:07

Printed - 11:12 Saturday, 31 July 2021

MCRCB BULLETIN TK120

2021 Bennetts British Superbike Championship - Round 4

2021 Honda British Talent Cup

QUALIFYING - SESSION NOTES

TIME	MESSAGE
10:35:04	GREEN FLAG
10:59:50	NO. 74 FALLER AT T9 VILLAGE RIDER OK
11:05:06	CHEQUERED FLAG

Weather / Track : Cloudy / Dry

Results can be found at www.tsl-timing.com

Thruxton
Circuit Length = 2.3560 miles
Start: 10:35 Flag 11:05 End: 11:07

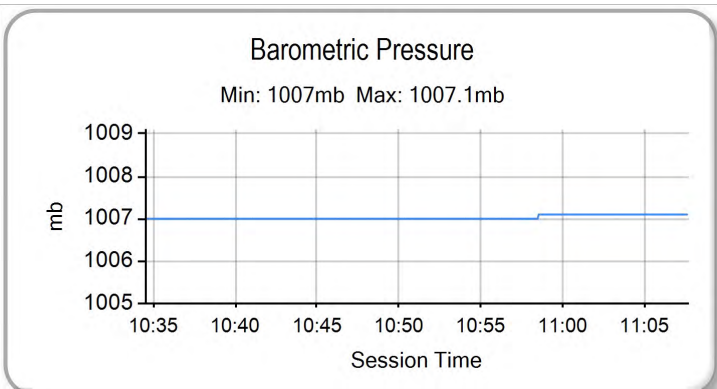
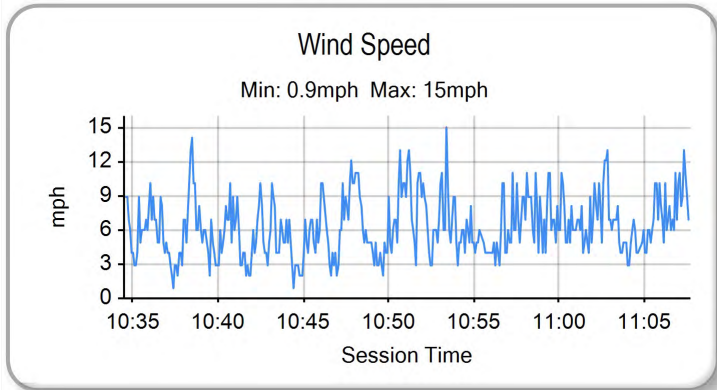
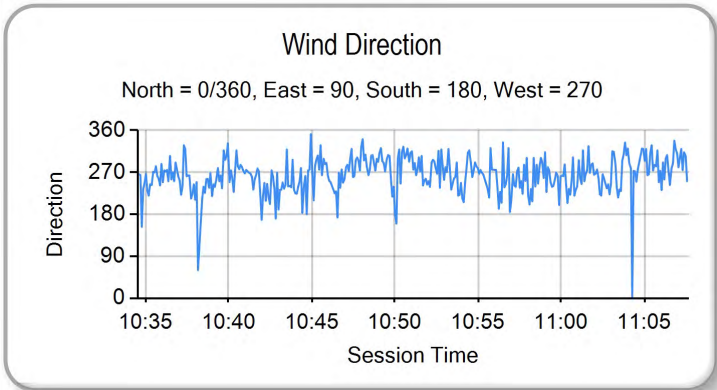
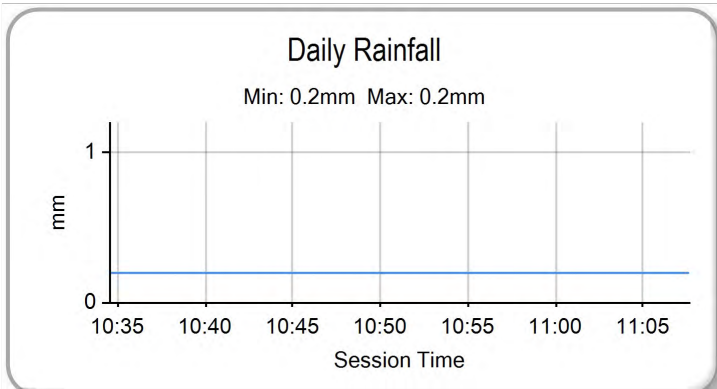
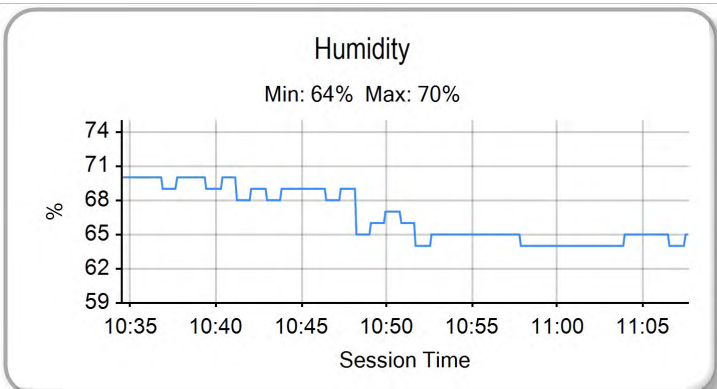
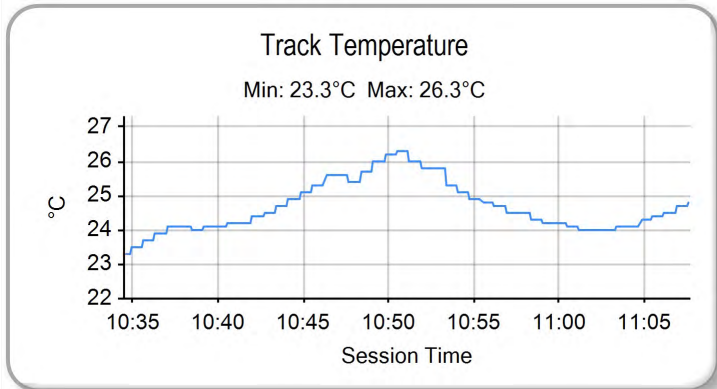
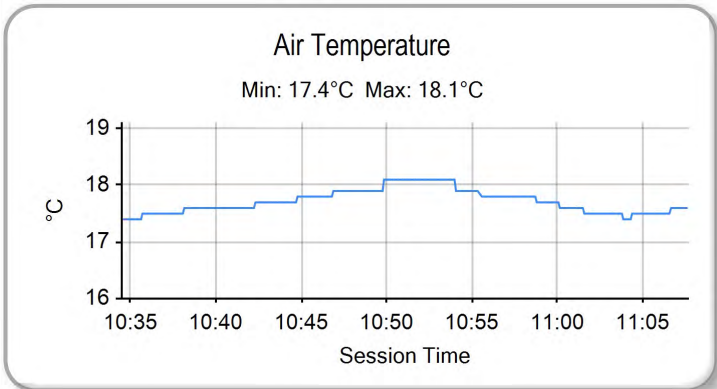
Printed - 11:14 Saturday, 31 July 2021

MCRCB BULLETIN TK121

2021 Bennetts British Superbike Championship - Round 4

2021 Honda British Talent Cup

QUALIFYING - WEATHER CONDITIONS



Weather / Track : Cloudy / Dry

Results can be found at www.tsl-timing.com

Thruxton
Circuit Length = 2.3560 miles
Start: 10:35 Flag 11:05 End: 11:07

Printed - 11:14 Saturday, 31 July 2021

RACE 1 - GRID (14 Laps)

ROW 10	29	51	Holly HARRIS	1:30.356	28	65	Alexander ROWAN	1:30.041				
ROW 9	27	12	Josh BANNISTER	1:29.119	26	66	Rossi DOBSON	1:28.910	25	2	Rhys COATES	1:28.725
ROW 8	24	41	Luca HOPKINS	1:28.711	23	22	Anthony EAGLE	1:28.588	22	61	Harrison MACKAY	1:28.199
ROW 7	21	79	Harley McCABE	1:28.062	20	44	Lucas HILL	1:27.865	19	23	Rhys STEPHENSON	1:27.660
ROW 6	18	5	Mason JOHNSON	1:27.511	17	14	Evann PENDRILL	1:27.095	16	8	Ross MOORE	1:26.959
ROW 5	15	69	Eli BANISH	1:26.857	14	29	Lucas BROWN	1:26.741	13	21	Troy JEFFREY	1:26.651
ROW 4	12	96	Rossi BANHAM	1:26.503	11	4	Sullivan MOUNSEY	1:26.369	10	53	Kiyano VEIJER	1:26.351
ROW 3	9	57	Johnny GARNES	1:26.144	8	52	Evan BELFORD	1:26.136	7	15	Harrison CROSBY	1:25.429
ROW 2	6	34	James COOK	1:25.176	5	9	Bailey STUART-CAMPBELL	1:24.932	4	48	Ollie WALKER	1:24.777
ROW 1	3	74	Carter BROWN	1:24.299	2	24	Cormac BUCHANAN	1:24.287	1	7	Jamie LYONS	1:24.186
Pole												

These results are provisional until the conclusion of any judicial and technical matters.

Thruxton
Circuit Length = 2.3560 miles

Race Director : Stuart Higgs	Stewards :	Timekeeper : Richard Evans
------------------------------	------------	----------------------------

Results can be found at www.britishsuperbike.com

Printed - 11:08 Saturday, 31 July 2021



RACE 1 - CLASSIFICATION

POS	NO	NAME	NAT	ENTRY	LAPS	TIME	GAP	DIFF	MPH	BEST	ON
1	74	Carter BROWN	GBR	Honda - City Lifting by RS Racing	14	19:53.192			99.51	1:23.664	5
2	7	Jamie LYONS	GBR	Honda - C&M Motors Ltd / Tooltec Racing	14	19:53.369	0.177	0.177	99.50	1:24.015	5
3	24	Cormac BUCHANAN	NZL	Honda - Microlise Cresswell Racing	14	19:53.448	0.256	0.079	99.49	1:24.448	2
4	48	Ollie WALKER	GBR	Honda - Moto Rapido / SP125 Racing	14	19:54.140	0.948	0.692	99.43	1:23.996	5
5	34	James COOK	GBR	Honda - Wilson Racing	14	20:01.231	8.039	7.091	98.85	1:24.794	4
6	52	Evan BELFORD	GBR	Honda - City Lifting by RS Racing	13	18:35.547	1 Lap	1 Lap	98.84	1:24.582	3
7	21	Troy JEFFREY	GBR	Honda - Stiggymotorsport	13	18:49.313	1 Lap	13.766	97.63	1:25.750	11
8	53	Kiyano VEIJER	NLD	Honda - Microlise Cresswell Racing	13	18:49.495	1 Lap	0.182	97.61	1:25.618	2
9	4	Sullivan MOUNSEY	GBR	Honda - iForce Lloyd & Jones	13	18:49.718	1 Lap	0.223	97.60	1:25.863	11
10	29	Lucas BROWN	GBR	Honda - Amphibian Scaffolding / SP125 Racing	13	18:49.794	1 Lap	0.076	97.59	1:25.819	11
11	23	Rhys STEPHENSON	GBR	Honda - Rocket Racing	13	18:49.971	1 Lap	0.177	97.57	1:25.741	13
12	96	Rossi BANHAM	GBR	Honda - MJL Racing	13	18:53.994	1 Lap	4.023	97.23	1:25.937	2
13	79	Harley McCABE	GBR	Honda - MLav VisionTrack Academy	13	19:10.885	1 Lap	16.891	95.80	1:27.157	12
14	41	Luca HOPKINS	GBR	Honda - Wilson Racing	13	19:11.280	1 Lap	0.395	95.77	1:26.668	5
15	61	Harrison MACKAY	GBR	Honda - True Heros Racing / Super Soco	13	19:11.767	1 Lap	0.487	95.73	1:27.386	9
16	2	Rhys COATES	GBR	Honda - Ernie Coates Race Support / SP125 Racing	13	19:12.281	1 Lap	0.514	95.68	1:27.536	4
17	14	Evann PENDRILL	GBR	Honda - EPRacing / SP125 Racing	13	19:12.553	1 Lap	0.272	95.66	1:26.843	2
18	5	Mason JOHNSON	GBR	Honda - Johnson Racing	13	19:12.626	1 Lap	0.073	95.66	1:27.502	2
19	69	Eli BANISH	USA	Honda - Team Thorneycroft Racing	13	19:17.680	1 Lap	5.054	95.24	1:27.511	11
20	44	Lucas HILL	GBR	Honda - Ashcourt Racing	13	19:21.370	1 Lap	3.690	94.94	1:27.655	3
21	66	Rossi DOBSON	GBR	Honda - WM Racing	13	19:21.499	1 Lap	0.129	94.92	1:28.227	9
22	12	Josh BANNISTER	GBR	Honda - Dunsley Heat Racing	13	19:21.708	1 Lap	0.209	94.91	1:28.037	3
23	22	Anthony EAGLE	UZB	Honda - Microlise Cresswell Racing	13	19:22.031	1 Lap	0.323	94.88	1:28.224	3
24	65	Alexander ROWAN	GBR	Honda - Victoria House Mortimer Racing	13	19:26.176	1 Lap	4.145	94.54	1:27.948	13
25	8	Ross MOORE	GBR	Honda - B Moore Honda	13	19:35.196	1 Lap	9.020	93.82	1:26.660	3
26	51	Holly HARRIS	GBR	Honda - MJL Racing	13	19:37.187	1 Lap	1.991	93.66	1:28.956	13

NOT CLASSIFIED

DNF	15	Harrison CROSBY	GBR	Honda - Banks Racing	13	18:27.833	1 Lap		99.52	1:24.078	5
DNF	9	Bailey STUART-CAMPBELL	GBR	Honda - Team 151s	11	15:44.022	3 Laps	2 Laps	98.83	1:24.858	4
DNF	57	Johnny GARNES	GBR	Honda - City Lifting by RS Racing	11	15:44.217	3 Laps	0.195	98.80	1:24.699	5

FASTEST LAP

74	Carter BROWN	GBR	Honda - City Lifting by RS Racing	5	1:23.664	101.37 mph	163.15 kph
----	--------------	-----	-----------------------------------	---	----------	------------	------------

Weather / Track : Cloudy / Dry

These results are provisional until the conclusion of any judicial and technical matters.

Thruxton: 2.3560 miles

Race Distance: 14 Laps / 32.98 miles

Start: 14:15 Flag 14:33 End: 14:36

Race Director : Stuart Higgs	Stewards :	Timekeeper : Richard Evans
------------------------------	------------	----------------------------

Results can be found at www.britishsuperbike.com

Printed - 14:42 Saturday, 31 July 2021



MCRCB BULLETIN TK164

2021 Bennetts British Superbike Championship - Round 4

2021 Honda British Talent Cup

RACE 1 - LAP CHART

LAP 1 @ 14:16:37.906			LAP 3 @ 14:19:27.083			LAP 5 @ 14:22:15.288			LAP 7 @ 14:25:05.577			LAP 9 @ 14:27:56.049		
NO	BEHIND	LAP TIME	NO	BEHIND	LAP TIME	NO	BEHIND	LAP TIME	NO	BEHIND	LAP TIME	NO	BEHIND	LAP TIME
7		1:29.517	7		1:24.091	7		1:24.015	74		1:24.660	24		1:25.228
74	0.094	1:29.611	24	0.400	1:24.804	74	0.268	1:23.664	7	0.217	1:24.962	7	0.147	1:25.623
24	0.325	1:29.842	74	0.661	1:24.498	24	1.353	1:24.487	24	0.368	1:24.704	74	0.263	1:25.838
52	0.472	1:29.989	52	1.004	1:24.582	15	1.893	1:24.078	48	0.514	1:24.148	48	0.632	1:25.673
15	0.786	1:30.303	15	1.037	1:24.509	48	1.983	1:23.996	15	0.840	1:24.624	15	0.875	1:25.766
48	1.015	1:30.532	48	1.293	1:24.679	52	4.451	1:25.119	57	4.815	1:25.273	9	5.811	1:25.541
57	1.428	1:30.945	57	2.812	1:25.109	57	4.596	1:24.699	9	5.066	1:25.052	57	6.066	1:25.951
9	1.600	1:31.117	34	3.038	1:25.116	9	4.821	1:25.052	34	5.124	1:25.392	34	6.251	1:25.495
34	1.872	1:31.389	9	3.116	1:25.313	34	4.985	1:25.358	52	5.768	1:25.877	52	6.395	1:25.880
4	2.371	1:31.888	96	5.571	1:26.256	96	9.719	1:26.150	21	13.302	1:26.584	53	16.658	1:26.635
96	2.555	1:32.072	21	5.871	1:26.314	4	10.452	1:26.151	4	13.639	1:27.408	29	16.815	1:26.700
21	2.916	1:32.433	53	6.242	1:26.572	21	10.986	1:26.774	29	13.707	1:26.751	21	17.416	1:27.822
53	3.229	1:32.746	4	6.381	1:26.901	29	11.193	1:26.688	53	13.963	1:26.777	23	17.558	1:27.070
29	3.321	1:32.838	29	6.534	1:26.222	53	11.306	1:26.607	96	14.056	1:28.006	4	17.663	1:28.158
14	3.519	1:33.036	23	6.595	1:25.914	23	11.430	1:26.499	23	14.201	1:26.756	96	18.760	1:28.373
23	3.627	1:33.144	14	8.348	1:27.163	14	16.388	1:28.165	14	23.910	1:29.114	41	31.595	1:27.859
5	3.859	1:33.376	5	10.934	1:28.750	5	19.241	1:28.446	2	26.538	1:28.427	61	31.700	1:27.386
2	5.852	1:35.369	2	12.446	1:27.893	2	19.825	1:28.048	41	26.706	1:27.822	2	32.109	1:27.936
79	6.353	1:35.870	8	12.602	1:26.660	79	21.207	1:28.178	61	26.867	1:27.856	14	32.189	1:29.573
66	6.464	1:35.981	79	13.443	1:27.838	41	21.478	1:26.668	5	26.931	1:28.731	5	32.256	1:28.042
8	7.477	1:36.994	61	14.090	1:27.420	61	21.562	1:28.158	79	27.292	1:27.963	79	32.443	1:27.935
61	7.650	1:37.167	66	14.808	1:28.306	66	23.566	1:28.628	69	31.743	1:28.431	69	36.928	1:27.689
41	7.682	1:37.199	44	15.079	1:27.655	44	23.710	1:28.057	66	31.972	1:29.092	66	38.620	1:28.227
44	7.861	1:37.378	41	15.392	1:28.755	69	25.420	1:28.159	44	32.349	1:29.631	44	38.824	1:28.351
69	8.104	1:37.621	69	15.780	1:28.218	12	25.718	1:28.940	12	32.660	1:29.006	12	39.114	1:28.333
12	8.412	1:37.929	12	16.155	1:28.037	22	25.836	1:28.390	22	33.049	1:28.788	22	39.389	1:28.375
22	8.486	1:38.003	22	16.381	1:28.224	65	31.814	1:29.478	65	39.687	1:28.972	65	45.482	1:28.069
51	9.417	1:38.934	51	20.075	1:30.054	51	33.015	1:30.234	51	43.004	1:30.087	51	52.213	1:29.951
65	9.851	1:39.368	65	20.667	1:29.762	8	43.539	1:50.691	8	49.480	1:28.108	8	53.397	1:26.899

LAP 2 @ 14:18:02.679			LAP 4 @ 14:20:51.273			LAP 6 @ 14:23:40.832			LAP 8 @ 14:26:30.474			LAP 10 @ 14:29:20.941		
NO	BEHIND	LAP TIME	NO	BEHIND	LAP TIME	NO	BEHIND	LAP TIME	NO	BEHIND	LAP TIME	NO	BEHIND	LAP TIME
24		1:24.448	7		1:24.190	7		1:25.544	74		1:24.897	24		1:24.892
7	0.313	1:25.086	74	0.619	1:24.148	74	0.085	1:25.361	7	0.099	1:24.779	74	0.306	1:24.935
74	0.567	1:25.246	24	0.881	1:24.671	24	0.409	1:24.600	24	0.347	1:24.876	7	0.730	1:25.475
52	0.826	1:25.127	15	1.830	1:24.983	15	0.961	1:24.612	48	0.534	1:24.917	15	1.124	1:25.141
15	0.932	1:24.919	48	2.002	1:24.899	48	1.111	1:24.672	15	0.684	1:24.741	48	1.358	1:25.618
48	1.018	1:24.776	52	3.347	1:26.533	57	4.287	1:25.235	57	5.690	1:25.772	9	5.844	1:24.925
57	2.107	1:25.452	34	3.642	1:24.794	34	4.477	1:25.036	9	5.845	1:25.676	57	6.267	1:25.093
9	2.207	1:25.380	9	3.784	1:24.858	52	4.636	1:25.729	52	6.090	1:25.219	34	6.583	1:25.224
34	2.326	1:25.227	57	3.912	1:25.290	9	4.759	1:25.482	34	6.331	1:26.104	52	6.682	1:25.179
96	3.719	1:25.937	96	7.584	1:26.203	96	10.795	1:26.620	4	15.080	1:26.338	53	17.954	1:26.188
4	3.884	1:26.286	21	8.227	1:26.546	4	10.976	1:26.068	21	15.169	1:26.764	21	18.277	1:25.753
21	3.961	1:25.818	4	8.316	1:26.125	21	11.463	1:26.021	53	15.598	1:26.532	29	18.465	1:26.542
53	4.074	1:25.618	29	8.520	1:26.176	29	11.701	1:26.052	29	15.690	1:26.880	23	18.786	1:26.120
29	4.716	1:26.168	53	8.714	1:26.662	53	11.931	1:26.169	96	15.962	1:26.803	4	18.858	1:26.087
23	5.085	1:26.231	23	8.946	1:26.541	23	12.190	1:26.304	23	16.063	1:26.759	96	20.522	1:26.654
14	5.589	1:26.843	14	12.238	1:28.080	14	19.541	1:28.697	14	28.191	1:29.178	41	34.662	1:27.959
5	6.588	1:27.502	5	14.810	1:28.066	2	22.856	1:28.575	41	29.311	1:27.502	61	34.734	1:27.926
2	8.957	1:27.878	2	15.792	1:27.536	5	22.945	1:29.248	2	29.748	1:28.107	79	35.408	1:27.857
79	10.009	1:28.429	8	16.863	1:28.451	41	23.629	1:27.695	5	29.789	1:27.755	5	35.488	1:28.124
8	10.346	1:27.642	79	17.044	1:27.791	61	23.756	1:27.738	61	29.889	1:27.919	2	35.506	1:28.289
66	10.906	1:29.215	61	17.419	1:27.519	79	24.074	1:28.411	79	30.083	1:27.688	14	35.901	1:28.604
41	11.041	1:28.132	41	18.825	1:27.623	44	27.463	1:29.297	69	34.814	1:27.968	69	39.997	1:27.961
61	11.074	1:28.197	66	18.953	1:28.335	66	27.625	1:29.603	66	35.968	1:28.893	66	42.138	1:28.410
44	11.828	1:28.740	44	19.668	1:28.779	69	28.057	1:28.181	44	36.048	1:28.596	44	42.314	1:28.382
69	11.966	1:28.635	12	20.793	1:28.828	12	28.399	1:28.225	12	36.356	1:28.593	12	42.778	1:28.556
12	12.522	1:28.883	69	21.276	1:29.686	22	29.006	1:28.714	22	36.589	1:28.437	22	42.829	1:28.332
22	12.561	1:28.848	22	21.461	1:29.270	65	35.460	1:29.190	65	42.988	1:28.198	65	49.594	1:29.004
51	14.425	1:29.781	65	26.351	1:29.874	51	37.662	1:30.191	51	47.837	1:29.730	51	56.785	1:29.464
65	15.309	1:30.231	51	26.796	1:30.911	8	46.117	1:28.122	8	52.073	1:27.490	8	56.890	1:28.385

Thruxton
 Circuit Length = 2.3560 miles
 Start: 14:15 Flag 14:33 End: 14:36

Weather / Track : Cloudy / Dry

MCRCB BULLETIN TK164

2021 Bennetts British Superbike Championship - Round 4

2021 Honda British Talent Cup

RACE 1 - LAP CHART

LAP 11 @ 14:30:45.982			LAP 13 @ 14:33:36.222		
NO	BEHIND	LAP TIME	NO	BEHIND	LAP TIME
24		1:25.041	15		1:24.942
7	0.346	1:24.657	74	0.188	1:25.410
74	0.389	1:25.124	24	0.264	1:25.702
15	0.761	1:24.678	7	0.384	1:25.425
48	1.105	1:24.788	48	0.678	1:25.332
9	6.429	1:25.626	52	7.714	1:26.020
57	6.624	1:25.398	34	7.805	1:25.808
52	7.221	1:25.580	21	21.480	1:25.829
34	7.332	1:25.790	53	21.662	1:26.370
21	18.986	1:25.750	4	21.885	1:25.948
53	19.092	1:26.179	29	21.961	1:26.071
29	19.243	1:25.819	23	22.138	1:25.741
4	19.680	1:25.863	96	26.161	1:27.702
23	19.906	1:26.161	79	43.052	1:28.066
96	21.774	1:26.293	41	43.447	1:27.881
41	37.905	1:28.284	61	43.934	1:27.702
79	38.069	1:27.702	2	44.448	1:28.135
61	38.135	1:28.442	14	44.720	1:27.955
5	38.425	1:27.978	5	44.793	1:28.286
2	38.700	1:28.235	69	49.847	1:29.228
14	38.965	1:28.105	44	53.537	1:28.660
69	42.467	1:27.511	66	53.666	1:29.069
44	45.703	1:28.430	12	53.875	1:28.419
66	46.057	1:28.960	22	54.198	1:28.569
12	46.171	1:28.434	65	58.343	1:27.948
22	46.496	1:28.708	8	1:07.363	1:28.848
65	52.517	1:27.964	51	1:09.354	1:28.956
8	1:00.058	1:28.209			
51	1:01.368	1:29.624			

LAP 12 @ 14:32:10.784			LAP 14 @ 14:35:01.581		
NO	BEHIND	LAP TIME	NO	BEHIND	LAP TIME
24		1:24.802	74		1:25.171
74	0.216	1:24.629	7	0.177	1:25.152
7	0.397	1:24.853	24	0.256	1:25.351
15	0.496	1:24.537	48	0.948	1:25.629
48	0.784	1:24.481	34	8.039	1:25.593
52	7.132	1:24.713			
34	7.435	1:24.905			
53	20.730	1:26.440			
21	21.089	1:26.905			
29	21.328	1:26.887			
4	21.375	1:26.497			
23	21.835	1:26.731			
96	23.897	1:26.925			
79	40.424	1:27.157			
41	41.004	1:27.901			
61	41.670	1:28.337			
2	41.751	1:27.853			
5	41.945	1:28.322			
14	42.203	1:28.040			
69	46.057	1:28.392			
66	50.035	1:28.780			
44	50.315	1:29.414			
12	50.894	1:29.525			
22	51.067	1:29.373			
65	55.833	1:28.118			
8	1:03.953	1:28.697			
51	1:05.836	1:29.270			

Weather / Track : Cloudy / Dry

MCRCB BULLETIN TK165

2021 Bennetts British Superbike Championship - Round 4

2021 Honda British Talent Cup

RACE 1 - POSITION CHART

No	Name	Lap														
		Pos	1	2	3	4	5	6	7	8	9	10	11	12	13	14
7	LYONS	1	7	24	7	7	7	7	74	74	24	24	24	24	15	74
24	BUCHANAN	2	74	7	24	74	74	74	7	7	7	74	7	74	74	7
74	BROWN	3	24	74	74	24	24	24	24	24	74	7	74	7	24	24
48	WALKER	4	52	52	52	15	15	15	48	48	48	15	15	15	7	48
9	STUART-CAMPBELL	5	15	15	15	48	48	48	15	15	15	48	48	48	48	34
34	COOK	6	48	48	48	52	52	57	57	57	9	9	9	52	52	
15	CROSBY	7	57	57	57	34	57	34	9	9	57	57	57	34	34	
52	BELFORD	8	9	9	34	9	9	52	34	52	34	34	52	53	21	
57	GARNESS	9	34	34	9	57	34	9	52	34	52	52	34	21	53	
53	VEIJER	10	4	96	96	96	96	96	21	4	53	53	21	29	4	
4	MOUNSEY	11	96	4	21	21	4	4	4	21	29	21	53	4	29	
96	BANHAM	12	21	21	53	4	21	21	29	53	21	29	29	23	23	
21	JEFFREY	13	53	53	4	29	29	29	53	29	23	23	4	96	96	
29	BROWN	14	29	29	29	53	53	53	96	96	4	4	23	79	79	
69	BANISH	15	14	23	23	23	23	23	23	23	96	96	96	41	41	
8	MOORE	16	23	14	14	14	14	14	14	14	41	41	41	61	61	
14	PENDRILL	17	5	5	5	5	5	2	2	41	61	61	79	2	2	
5	JOHNSON	18	2	2	2	2	2	5	41	2	2	79	61	5	14	
23	STEPHENSON	19	79	79	8	8	79	41	61	5	14	5	5	14	5	
44	HILL	20	66	8	79	79	41	61	5	61	5	2	2	69	69	
79	MCCABE	21	8	66	61	61	61	79	79	79	79	14	14	66	44	
61	MACKAY	22	61	41	66	41	66	44	69	69	69	69	69	44	66	
22	EAGLE	23	41	61	44	66	44	66	66	66	66	66	44	12	12	
41	HOPKINS	24	44	44	41	44	69	69	44	44	44	44	66	22	22	
2	COATES	25	69	69	69	12	12	12	12	12	12	12	12	65	65	
66	DOBSON	26	12	12	12	69	22	22	22	22	22	22	22	8	8	
12	BANNISTER	27	22	22	22	22	65	65	65	65	65	65	65	51	51	
65	ROWAN	28	51	51	51	65	51	51	51	51	51	51	8			
51	HARRIS	29	65	65	65	51	8	8	8	8	8	8	51			

Weather / Track : Cloudy / Dry

Thruxton
 Circuit Length = 2.3560 miles
 Start: 14:15 Flag 14:33 End: 14:36

Results can be found at www.tsl-timing.com

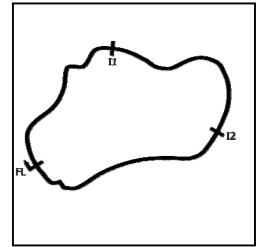
Printed - 14:45 Saturday, 31 July 2021

MCRCB BULLETIN TK166

2021 Bennetts British Superbike Championship - Round 4

2021 Honda British Talent Cup

RACE 1 - SECTOR ANALYSIS



SECTOR 1 = FL to I1, SECTOR 2 = I1 to I2, SECTOR 3 = I2 to FL, DIFF = Difference To Personal Best Lap, P = Crossed Finish Line in Pit Lane, D = Time Disallowed

P1 74		Carter BROWN					Honda - City Lifting by RS Racing				
IDEAL LAP TIME : 1:23.610		BEST LAP TIME : 1:23.664					DIFFERENCE : 0.054				
LAP	SECTOR 1	SECTOR 2		SECTOR 3		LAP TIME	MPH	DIFF	TIME OF DAY		
1 -		103.2	23.025	117.9	33.806	98.6	1:29.611	94.64	5.947	14:16:38.000	
2 -	28.156	102.4	23.142	116.1	33.948	99.2	1:25.246	99.49	1.582	14:18:03.246	
3 -	28.431	102.4	22.893	120.0	33.174	100.4	1:24.498 (3)	100.37	0.834	14:19:27.744	
4 -	27.941	103.8	22.690	120.4	33.517	99.4	1:24.148 (2)	100.79	0.484	14:20:51.892	
5 -	27.867	102.9	22.569	119.4	33.228	99.7	1:23.664 (1)	101.37		14:22:15.556	
6 -	28.233	101.3	23.272	115.5	33.856	98.2	1:25.361	99.36	1.697	14:23:40.917	
7 -	28.298	102.2	22.830	117.7	33.532	98.2	1:24.660	100.18	0.996	14:25:05.577	
8 -	28.579	101.5	22.927	119.6	33.391	97.8	1:24.897	99.90	1.233	14:26:30.474	
9 -	28.541	100.7	23.336	118.9	33.961	100.6	1:25.838	98.80	2.174	14:27:56.312	
10 -	28.424	101.9	23.020	120.6	33.491	99.5	1:24.935	99.86	1.271	14:29:21.247	
11 -	28.139	101.8	22.904	112.9	34.081	98.8	1:25.124	99.63	1.460	14:30:46.371	
12 -	28.281	101.8	22.805	119.8	33.543	99.4	1:24.629	100.22	0.965	14:32:11.000	
13 -	28.452	100.4	22.924	119.1	34.034	98.9	1:25.410	99.30	1.746	14:33:36.410	
14 -	28.515	101.9	23.046	115.9	33.610	97.1	1:25.171	99.58	1.507	14:35:01.581	

P2 7		Jamie LYONS					Honda - C&M Motors Ltd / Tooltec Racing				
IDEAL LAP TIME : 1:23.779		BEST LAP TIME : 1:24.015					DIFFERENCE : 0.236				
LAP	SECTOR 1	SECTOR 2		SECTOR 3		LAP TIME	MPH	DIFF	TIME OF DAY		
1 -		102.2	22.998	116.3	33.857	98.1	1:29.517	94.74	5.502	14:16:37.906	
2 -	28.781	103.5	22.694	117.3	33.611	98.3	1:25.086	99.68	1.071	14:18:02.992	
3 -	27.962	103.7	22.851	116.5	33.278	97.5	1:24.091 (2)	100.86	0.076	14:19:27.083	
4 -	27.999	101.8	22.803	117.1	33.388	97.5	1:24.190 (3)	100.74	0.175	14:20:51.273	
5 -	28.035	102.1	22.563	117.7	33.417	97.2	1:24.015 (1)	100.95		14:22:15.288	
6 -	28.720	102.6	23.049	116.9	33.775	97.3	1:25.544	99.14	1.529	14:23:40.832	
7 -	28.158	102.2	22.807	116.1	33.997	97.8	1:24.962	99.82	0.947	14:25:05.794	
8 -	28.202	100.7	22.806	117.3	33.771	98.8	1:24.779	100.04	0.764	14:26:30.573	
9 -	28.870	102.2	22.995	117.1	33.758	98.8	1:25.623	99.05	1.608	14:27:56.196	
10 -	28.711	102.6	22.814	117.9	33.950	98.1	1:25.475	99.22	1.460	14:29:21.671	
11 -	27.938	102.7	22.734	117.7	33.985	97.1	1:24.657	100.18	0.642	14:30:46.328	
12 -	28.474	102.4	22.768	120.2	33.611	98.6	1:24.853	99.95	0.838	14:32:11.181	
13 -	28.572	101.9	22.772	120.0	34.081	99.4	1:25.425	99.28	1.410	14:33:36.606	
14 -	28.574	104.3	22.877	119.4	33.701	97.9	1:25.152	99.60	1.137	14:35:01.758	

P3 24		Cormac BUCHANAN					Honda - Microlise Cresswell Racing				
IDEAL LAP TIME : 1:23.988		BEST LAP TIME : 1:24.448					DIFFERENCE : 0.460				
LAP	SECTOR 1	SECTOR 2		SECTOR 3		LAP TIME	MPH	DIFF	TIME OF DAY		
1 -		101.3	23.094	114.7	34.244	99.2	1:29.842	94.40	5.394	14:16:38.231	
2 -	28.294	103.4	22.901	116.9	33.253	98.2	1:24.448 (1)	100.43		14:18:02.679	
3 -	28.203	101.9	23.292	116.9	33.309	98.8	1:24.804	100.01	0.356	14:19:27.483	
4 -	28.012	102.9	22.784	117.1	33.875	98.6	1:24.671	100.17	0.223	14:20:52.154	
5 -	28.188	103.5	22.834	117.3	33.465	97.6	1:24.487 (2)	100.38	0.039	14:22:16.641	
6 -	27.971	103.7	22.986	115.7	33.643	98.8	1:24.600 (3)	100.25	0.152	14:23:41.241	
7 -	28.162	103.4	22.764	119.4	33.778	98.3	1:24.704	100.13	0.256	14:25:05.945	
8 -	28.345	101.6	22.927	120.4	33.604	98.2	1:24.876	99.92	0.428	14:26:30.821	
9 -	28.488	101.8	22.967	117.1	33.773	97.5	1:25.228	99.51	0.780	14:27:56.049	
10 -	28.169	101.8	22.980	116.5	33.743	97.6	1:24.892	99.91	0.444	14:29:20.941	
11 -	28.176	100.6	23.090	115.9	33.775	97.8	1:25.041	99.73	0.593	14:30:45.982	
12 -	28.116	101.0	22.957	116.3	33.729	97.6	1:24.802	100.01	0.354	14:32:10.784	
13 -	28.421	99.8	23.089	116.5	34.192	98.2	1:25.702	98.96	1.254	14:33:36.486	
14 -	28.539	103.2	23.093	117.9	33.719	97.8	1:25.351	99.37	0.903	14:35:01.837	

Weather / Track : Cloudy / Dry

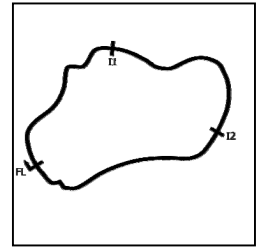
Thruxton
Circuit Length = 2.3560 miles
Start: 14:15 Flag 14:33 End: 14:36

MCRCB BULLETIN TK166

2021 Bennetts British Superbike Championship - Round 4

2021 Honda British Talent Cup

RACE 1 - SECTOR ANALYSIS



SECTOR 1 = FL to I1, SECTOR 2 = I1 to I2, SECTOR 3 = I2 to FL, DIFF = Difference To Personal Best Lap, P = Crossed Finish Line in Pit Lane, D = Time Disallowed

P4 48		Ollie WALKER					Honda - Moto Rapido / SP125 Racing				
IDEAL LAP TIME : 1:23.826		BEST LAP TIME : 1:23.996					DIFFERENCE : 0.170				
LAP	SECTOR 1	SECTOR 2		SECTOR 3		LAP TIME	MPH	DIFF	TIME OF DAY		
1 -		102.6	23.059	119.1	33.578	101.2	1:30.532	93.68	6.536	14:16:38.921	
2 -	28.203	105.8	22.601	120.4	33.972	98.9	1:24.776	100.04	0.780	14:18:03.697	
3 -	28.459	104.5	22.765	123.3	33.455	100.7	1:24.679	100.16	0.683	14:19:28.376	
4 -	28.397	104.8	22.751	119.6	33.751	100.3	1:24.899	99.90	0.903	14:20:53.275	
5 -	27.884	104.2	22.624	119.8	33.488	100.3	1:23.996 (1)	100.97		14:22:17.271	
6 -	28.288	105.6	22.712	118.5	33.672	100.6	1:24.672	100.17	0.676	14:23:41.943	
7 -	28.192	104.6	22.615	119.6	33.341	99.8	1:24.148 (2)	100.79	0.152	14:25:06.091	
8 -	28.311	103.7	22.906	118.5	33.700	98.8	1:24.917	99.88	0.921	14:26:31.008	
9 -	28.800	103.5	22.938	118.5	33.935	98.5	1:25.673	98.99	1.677	14:27:56.681	
10 -	28.829	98.2	22.736	118.3	34.053	98.8	1:25.618	99.06	1.622	14:29:22.299	
11 -	28.144	102.4	22.700	117.7	33.944	98.3	1:24.788	100.03	0.792	14:30:47.087	
12 -	28.070	103.0	22.832	117.3	33.579	98.8	1:24.481 (3)	100.39	0.485	14:32:11.568	
13 -	28.348	101.2	22.845	119.4	34.139	97.3	1:25.332	99.39	1.336	14:33:36.900	
14 -	28.544	102.2	22.934	118.3	34.151	94.3	1:25.629	99.05	1.633	14:35:02.529	

P5 34		James COOK					Honda - Wilson Racing				
IDEAL LAP TIME : 1:24.475		BEST LAP TIME : 1:24.794					DIFFERENCE : 0.319				
LAP	SECTOR 1	SECTOR 2		SECTOR 3		LAP TIME	MPH	DIFF	TIME OF DAY		
1 -		102.9	22.921	121.5	33.915	99.8	1:31.389	92.80	6.595	14:16:39.778	
2 -	28.186	103.2	22.922	118.3	34.119	95.1	1:25.227	99.51	0.433	14:18:05.005	
3 -	28.222	103.4	23.026	115.5	33.868	98.3	1:25.116	99.64	0.322	14:19:30.121	
4 -	28.204	104.5	22.885	116.5	33.705	97.9	1:24.794 (1)	100.02		14:20:54.915	
5 -	28.145	103.4	22.863	120.4	34.350	99.4	1:25.358	99.36	0.564	14:22:20.273	
6 -	28.156	104.8	22.993	115.9	33.887	99.4	1:25.036 (3)	99.74	0.242	14:23:45.309	
7 -	28.075	102.1	23.056	115.3	34.261	99.1	1:25.392	99.32	0.598	14:25:10.701	
8 -	28.703	102.2	23.314	117.3	34.087	99.7	1:26.104	98.50	1.310	14:26:36.805	
9 -	28.431	103.5	22.935	116.1	34.129	99.8	1:25.495	99.20	0.701	14:28:02.300	
10 -	28.264	102.7	23.043	116.1	33.917	98.9	1:25.224	99.52	0.430	14:29:27.524	
11 -	28.143	102.9	22.695	118.5	34.952	96.5	1:25.790	98.86	0.996	14:30:53.314	
12 -	28.292	103.4	22.756	119.8	33.857	98.6	1:24.905 (2)	99.89	0.111	14:32:18.219	
13 -	28.210	101.2	23.202	115.9	34.396	97.9	1:25.808	98.84	1.014	14:33:44.027	
14 -	28.637	102.4	22.981	115.5	33.975	96.6	1:25.593	99.09	0.799	14:35:09.620	

P6 52		Evan BELFORD					Honda - City Lifting by RS Racing				
IDEAL LAP TIME : 1:24.152		BEST LAP TIME : 1:24.582					DIFFERENCE : 0.430				
LAP	SECTOR 1	SECTOR 2		SECTOR 3		LAP TIME	MPH	DIFF	TIME OF DAY		
1 -		102.2	22.855	118.7	33.459	101.6	1:29.989	94.25	5.407	14:16:38.378	
2 -	28.523	103.5	22.676	118.7	33.928	100.4	1:25.127	99.63	0.545	14:18:03.505	
3 -	28.376	103.8	22.942	121.5	33.264	100.4	1:24.582 (1)	100.27		14:19:28.087	
4 -	28.574	103.2	22.813	120.2	35.146	95.0	1:26.533	98.01	1.951	14:20:54.620	
5 -	28.386	102.9	22.860	118.5	33.873	98.9	1:25.119 (3)	99.64	0.537	14:22:19.739	
6 -	28.212	103.0	23.019	117.3	34.498	100.4	1:25.729	98.93	1.147	14:23:45.468	
7 -	28.901	102.9	23.050	116.5	33.926	100.1	1:25.877	98.76	1.295	14:25:11.345	
8 -	28.317	104.3	23.147	118.3	33.755	101.0	1:25.219	99.52	0.637	14:26:36.564	
9 -	28.537	104.0	23.013	118.5	34.330	101.0	1:25.880	98.76	1.298	14:28:02.444	
10 -	28.506	103.5	22.800	119.4	33.873	101.6	1:25.179	99.57	0.597	14:29:27.623	
11 -	28.364	103.4	22.912	120.2	34.304	98.5	1:25.580	99.10	0.998	14:30:53.203	
12 -	28.212	103.5	22.819	122.6	33.682	98.6	1:24.713 (2)	100.12	0.131	14:32:17.916	
13 -	28.473	100.3	23.225	115.5	34.322	99.2	1:26.020	98.60	1.438	14:33:43.936	

Weather / Track : Cloudy / Dry

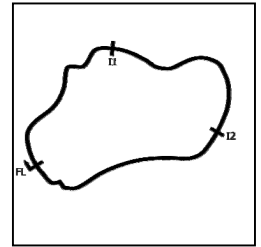
Thruxton
Circuit Length = 2.3560 miles
Start: 14:15 Flag 14:33 End: 14:36

MCRCB BULLETIN TK166

2021 Bennetts British Superbike Championship - Round 4

2021 Honda British Talent Cup

RACE 1 - SECTOR ANALYSIS



SECTOR 1 = FL to I1, SECTOR 2 = I1 to I2, SECTOR 3 = I2 to FL, DIFF = Difference To Personal Best Lap, P = Crossed Finish Line in Pit Lane, D = Time Disallowed

P7 21		Troy JEFFREY					Honda - Stiggymotorsport				
IDEAL LAP TIME : 1:25.110		BEST LAP TIME : 1:25.750					DIFFERENCE : 0.640				
LAP	SECTOR 1	SECTOR 2		SECTOR 3		LAP TIME	MPH	DIFF	TIME OF DAY		
1 -		101.2	23.350	116.7	34.107	101.6	1:32.433	91.75	6.683	14:16:40.822	
2 -	28.369	104.2	23.205	117.1	34.244	102.4	1:25.818 (3)	98.83	0.068	14:18:06.640	
3 -	29.295	100.4	23.218	116.9	33.801	100.3	1:26.314	98.26	0.564	14:19:32.954	
4 -	29.040	101.3	23.164	116.9	34.342	98.9	1:26.546	98.00	0.796	14:20:59.500	
5 -	28.966	100.9	23.210	118.1	34.598	99.4	1:26.774	97.74	1.024	14:22:26.274	
6 -	28.866	99.4	23.214	116.1	33.941	101.2	1:26.021	98.59	0.271	14:23:52.295	
7 -	28.958	101.9	23.273	118.7	34.353	99.1	1:26.584	97.95	0.834	14:25:18.879	
8 -	28.867	100.6	23.332	116.3	34.565	101.8	1:26.764	97.75	1.014	14:26:45.643	
9 -	29.144	101.3	23.398	116.3	35.280	99.4	1:27.822	96.57	2.072	14:28:13.465	
10 -	28.742	101.6	23.100	118.7	33.911	100.3	1:25.753 (2)	98.90	0.003	14:29:39.218	
11 -	28.844	102.1	22.942	118.1	33.964	99.2	1:25.750 (1)	98.91		14:31:04.968	
12 -	28.855	101.5	23.218	116.9	34.832	100.4	1:26.905	97.59	1.155	14:32:31.873	
13 -	28.928	100.6	23.102	118.7	33.799	99.5	1:25.829	98.81	0.079	14:33:57.702	

P8 53		Kiyano VEIJER					Honda - Microlise Cresswell Racing				
IDEAL LAP TIME : 1:25.178		BEST LAP TIME : 1:25.618					DIFFERENCE : 0.440				
LAP	SECTOR 1	SECTOR 2		SECTOR 3		LAP TIME	MPH	DIFF	TIME OF DAY		
1 -		100.3	23.359	117.3	34.205	99.2	1:32.746	91.44	7.128	14:16:41.135	
2 -	28.514	103.5	23.024	118.1	34.080	100.4	1:25.618 (1)	99.06		14:18:06.753	
3 -	29.377	101.2	23.246	121.1	33.949	100.4	1:26.572	97.97	0.954	14:19:33.325	
4 -	29.746	102.4	22.913	118.7	34.003	101.8	1:26.662	97.87	1.044	14:20:59.987	
5 -	29.290	102.7	22.963	119.4	34.354	99.4	1:26.607	97.93	0.989	14:22:26.594	
6 -	29.272	102.9	23.146	120.0	33.751	102.1	1:26.169 (2)	98.42	0.551	14:23:52.763	
7 -	28.728	101.9	23.229	116.7	34.820	100.3	1:26.777	97.74	1.159	14:25:19.540	
8 -	28.717	102.1	23.223	117.5	34.592	98.8	1:26.532	98.01	0.914	14:26:46.072	
9 -	28.823	103.2	23.346	117.1	34.466	98.8	1:26.635	97.90	1.017	14:28:12.707	
10 -	28.647	101.8	23.029	117.9	34.512	99.8	1:26.188	98.40	0.570	14:29:38.895	
11 -	28.702	101.3	22.976	117.7	34.501	99.2	1:26.179 (3)	98.41	0.561	14:31:05.074	
12 -	28.935	103.2	23.051	117.9	34.454	99.8	1:26.440	98.12	0.822	14:32:31.514	
13 -	28.690	101.0	23.266	117.9	34.414	100.3	1:26.370	98.20	0.752	14:33:57.884	

P9 4		Sullivan MOUNSEY					Honda - iForce Lloyd & Jones				
IDEAL LAP TIME : 1:25.403		BEST LAP TIME : 1:25.863					DIFFERENCE : 0.460				
LAP	SECTOR 1	SECTOR 2		SECTOR 3		LAP TIME	MPH	DIFF	TIME OF DAY		
1 -		103.5	23.464	119.6	34.063	100.6	1:31.888	92.30	6.025	14:16:40.277	
2 -	28.540	103.2	23.417	116.3	34.329	100.0	1:26.286	98.29	0.423	14:18:06.563	
3 -	29.431	99.8	23.277	121.5	34.193	100.3	1:26.901	97.60	1.038	14:19:33.464	
4 -	28.805	103.5	22.915	119.4	34.405	100.6	1:26.125	98.48	0.262	14:20:59.589	
5 -	28.992	104.6	23.211	117.5	33.948	99.2	1:26.151	98.45	0.288	14:22:25.740	
6 -	28.563	103.4	23.241	118.9	34.264	100.0	1:26.068 (3)	98.54	0.205	14:23:51.808	
7 -	29.016	102.7	23.271	119.4	35.121	98.5	1:27.408	97.03	1.545	14:25:19.216	
8 -	28.713	100.7	23.220	117.1	34.405	98.3	1:26.338	98.23	0.475	14:26:45.554	
9 -	29.001	101.2	23.564	118.5	35.593	98.5	1:28.158	96.20	2.295	14:28:13.712	
10 -	28.851	103.8	23.029	122.6	34.207	100.6	1:26.087	98.52	0.224	14:29:39.799	
11 -	28.679	101.8	23.198	120.2	33.986	99.2	1:25.863 (1)	98.78		14:31:05.662	
12 -	29.261	100.3	23.169	120.4	34.067	100.0	1:26.497	98.05	0.634	14:32:32.159	
13 -	28.735	101.8	23.102	119.6	34.111	99.1	1:25.948 (2)	98.68	0.085	14:33:58.107	

Weather / Track : Cloudy / Dry

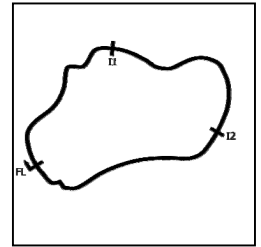
Thruxton
Circuit Length = 2.3560 miles
Start: 14:15 Flag 14:33 End: 14:36

MCRCB BULLETIN TK166

2021 Bennetts British Superbike Championship - Round 4

2021 Honda British Talent Cup

RACE 1 - SECTOR ANALYSIS



SECTOR 1 = FL to I1, SECTOR 2 = I1 to I2, SECTOR 3 = I2 to FL, DIFF = Difference To Personal Best Lap, P = Crossed Finish Line in Pit Lane, D = Time Disallowed

P10 29		Lucas BROWN					Honda - Amphibian Scaffolding / SP125 Racing				
IDEAL LAP TIME : 1:25.724		BEST LAP TIME : 1:25.819					DIFFERENCE : 0.095				
LAP	SECTOR 1	SECTOR 2		SECTOR 3		LAP TIME	MPH	DIFF	TIME OF DAY		
1 -		98.6	23.446	117.7	34.115	97.6	1:32.838	91.35	7.019	14:16:41.227	
2 -	28.848	101.6	23.423	114.3	33.897	98.2	1:26.168	98.43	0.349	14:18:07.395	
3 -	28.828	101.2	23.362	119.8	34.032	98.1	1:26.222	98.36	0.403	14:19:33.617	
4 -	28.859	101.8	23.181	117.9	34.136	99.7	1:26.176	98.42	0.357	14:20:59.793	
5 -	28.939	101.6	23.533	114.5	34.216	95.7	1:26.688	97.84	0.869	14:22:26.481	
6 -	28.800	100.9	23.289	115.7	33.963	99.5	1:26.052 (2)	98.56	0.233	14:23:52.533	
7 -	29.013	101.5	23.162	118.9	34.576	96.2	1:26.751	97.76	0.932	14:25:19.284	
8 -	28.728	100.9	23.474	116.3	34.678	97.3	1:26.880	97.62	1.061	14:26:46.164	
9 -	28.972	101.9	23.283	118.1	34.445	97.8	1:26.700	97.82	0.881	14:28:12.864	
10 -	28.867	100.7	23.265	116.9	34.410	98.8	1:26.542	98.00	0.723	14:29:39.406	
11 -	28.713	101.0	23.257	117.1	33.849	97.2	1:25.819 (1)	98.83		14:31:05.225	
12 -	28.944	101.5	23.318	117.7	34.625	98.3	1:26.887	97.61	1.068	14:32:32.112	
13 -	28.866	99.2	23.234	119.1	33.971	96.9	1:26.071 (3)	98.54	0.252	14:33:58.183	

P11 23		Rhys STEPHENSON					Honda - Rocket Racing				
IDEAL LAP TIME : 1:25.608		BEST LAP TIME : 1:25.741					DIFFERENCE : 0.133				
LAP	SECTOR 1	SECTOR 2		SECTOR 3		LAP TIME	MPH	DIFF	TIME OF DAY		
1 -		101.0	23.387	116.9	34.246	97.6	1:33.144	91.05	7.403	14:16:41.533	
2 -	28.880	101.3	23.181	115.9	34.170	98.2	1:26.231	98.35	0.490	14:18:07.764	
3 -	28.568	101.8	23.396	116.5	33.950	97.1	1:25.914 (2)	98.72	0.173	14:19:33.678	
4 -	28.982	102.2	23.226	115.9	34.333	98.3	1:26.541	98.00	0.800	14:21:00.219	
5 -	28.764	102.6	23.276	113.9	34.459	95.5	1:26.499	98.05	0.758	14:22:26.718	
6 -	28.950	100.6	23.163	117.7	34.191	98.5	1:26.304	98.27	0.563	14:23:53.022	
7 -	28.728	101.3	23.259	117.9	34.769	98.6	1:26.756	97.76	1.015	14:25:19.778	
8 -	28.920	100.9	23.327	118.7	34.512	98.5	1:26.759	97.76	1.018	14:26:46.537	
9 -	28.934	102.2	23.090	119.1	35.046	97.8	1:27.070	97.41	1.329	14:28:13.607	
10 -	28.683	101.5	23.159	117.3	34.278	96.1	1:26.120 (3)	98.48	0.379	14:29:39.727	
11 -	28.937	102.2	23.102	116.5	34.122	98.8	1:26.161	98.43	0.420	14:31:05.888	
12 -	28.778	100.3	23.178	116.7	34.775	98.6	1:26.731	97.79	0.990	14:32:32.619	
13 -	28.572	101.5	23.122	117.5	34.047	97.9	1:25.741 (1)	98.92		14:33:58.360	

P12 96		Rossi BANHAM					Honda - MJL Racing				
IDEAL LAP TIME : 1:25.400		BEST LAP TIME : 1:25.937					DIFFERENCE : 0.537				
LAP	SECTOR 1	SECTOR 2		SECTOR 3		LAP TIME	MPH	DIFF	TIME OF DAY		
1 -		100.3	23.407	116.5	33.830	98.2	1:32.072	92.11	6.135	14:16:40.461	
2 -	28.480	101.6	23.381	115.7	34.076	96.9	1:25.937 (1)	98.69		14:18:06.398	
3 -	28.908	102.1	23.327	114.5	34.021	96.6	1:26.256	98.33	0.319	14:19:32.654	
4 -	28.716	100.6	23.256	115.3	34.231	96.6	1:26.203 (3)	98.39	0.266	14:20:58.857	
5 -	28.796	101.0	23.134	115.1	34.220	96.8	1:26.150 (2)	98.45	0.213	14:22:25.007	
6 -	28.647	100.7	23.374	115.1	34.599	96.1	1:26.620	97.91	0.683	14:23:51.627	
7 -	28.908	98.8	23.502	114.5	35.596	96.8	1:28.006	96.37	2.069	14:25:19.633	
8 -	29.023	99.5	23.090	117.7	34.690	97.1	1:26.803	97.71	0.866	14:26:46.436	
9 -	28.852	101.0	23.202	117.1	36.319	87.3	1:28.373	95.97	2.436	14:28:14.809	
10 -	29.173	100.9	23.216	115.9	34.265	96.9	1:26.654	97.87	0.717	14:29:41.463	
11 -	28.734	101.5	23.414	114.5	34.145	97.8	1:26.293	98.28	0.356	14:31:07.756	
12 -	28.715	101.3	23.417	114.5	34.793	96.6	1:26.925	97.57	0.988	14:32:34.681	
13 -	28.870	100.7	23.475	114.5	35.357	94.7	1:27.702	96.70	1.765	14:34:02.383	

Weather / Track : Cloudy / Dry

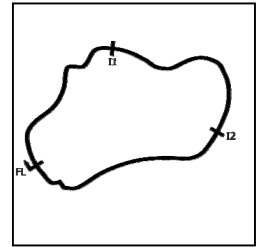
Thruxton
Circuit Length = 2.3560 miles
Start: 14:15 Flag 14:33 End: 14:36

MCRCB BULLETIN TK166

2021 Bennetts British Superbike Championship - Round 4

2021 Honda British Talent Cup

RACE 1 - SECTOR ANALYSIS



SECTOR 1 = FL to I1, SECTOR 2 = I1 to I2, SECTOR 3 = I2 to FL, DIFF = Difference To Personal Best Lap, P = Crossed Finish Line in Pit Lane, D = Time Disallowed

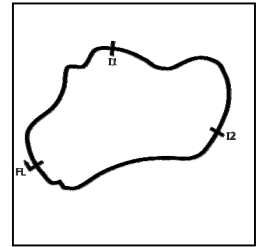
P13 79		Harley McCABE					Honda - MLav VisionTrack Academy				
IDEAL LAP TIME : 1:27.029		BEST LAP TIME : 1:27.157					DIFFERENCE : 0.128				
LAP	SECTOR 1	SECTOR 2		SECTOR 3		LAP TIME	MPH	DIFF	TIME OF DAY		
1 -		101.2	24.278	116.7	34.591	99.2	1:35.870	88.46	8.713	14:16:44.259	
2 -	29.663	100.6	24.296	113.3	34.470	99.2	1:28.429	95.91	1.272	14:18:12.688	
3 -	29.526	98.9	24.130	114.9	34.182	100.7	1:27.838	96.55	0.681	14:19:40.526	
4 -	29.462	100.1	24.104	115.7	34.225	101.3	1:27.791	96.61	0.634	14:21:08.317	
5 -	29.579	101.6	24.184	116.9	34.415	99.4	1:28.178	96.18	1.021	14:22:36.495	
6 -	29.731	100.6	24.210	115.1	34.470	100.3	1:28.411	95.93	1.254	14:24:04.906	
7 -	29.709	101.0	23.960	114.7	34.294	100.9	1:27.963	96.42	0.806	14:25:32.869	
8 -	29.673	100.6	23.853	116.9	34.162	101.2	1:27.688 (2)	96.72	0.531	14:27:00.557	
9 -	29.760	99.8	24.017	116.9	34.158	102.1	1:27.935	96.45	0.778	14:28:28.492	
10 -	29.673	101.6	23.822	118.7	34.362	99.8	1:27.857	96.53	0.700	14:29:56.349	
11 -	29.399	101.6	23.743	117.7	34.560	98.3	1:27.702 (3)	96.70	0.545	14:31:24.051	
12 -	29.228	101.5	23.643	118.9	34.286	98.6	1:27.157 (1)	97.31		14:32:51.208	
13 -	30.079	100.0	23.822	117.3	34.165	98.9	1:28.066	96.30	0.909	14:34:19.274	

P14 41		Luca HOPKINS					Honda - Wilson Racing				
IDEAL LAP TIME : 1:26.648		BEST LAP TIME : 1:26.668					DIFFERENCE : 0.020				
LAP	SECTOR 1	SECTOR 2		SECTOR 3		LAP TIME	MPH	DIFF	TIME OF DAY		
1 -		101.8	24.485	109.4	36.345	95.5	1:37.199	87.26	10.531	14:16:45.588	
2 -	29.227	101.8	23.794	111.1	35.111	97.1	1:28.132	96.23	1.464	14:18:13.720	
3 -	29.103	100.7	24.084	111.4	35.568	96.4	1:28.755	95.56	2.087	14:19:42.475	
4 -	29.139	101.2	23.636	113.5	34.848	98.1	1:27.623 (3)	96.79	0.955	14:21:10.098	
5 -	28.841	100.6	23.366	116.9	34.461	98.9	1:26.668 (1)	97.86		14:22:36.766	
6 -	29.262	99.1	23.569	113.1	34.864	98.2	1:27.695	96.71	1.027	14:24:04.461	
7 -	29.197	99.4	23.611	114.9	35.014	98.8	1:27.822	96.57	1.154	14:25:32.283	
8 -	29.404	97.6	23.549	115.7	34.549	98.1	1:27.502 (2)	96.93	0.834	14:26:59.785	
9 -	28.821	100.6	23.489	112.9	35.549	97.3	1:27.859	96.53	1.191	14:28:27.644	
10 -	29.182	99.1	23.810	113.7	34.967	97.1	1:27.959	96.42	1.291	14:29:55.603	
11 -	29.297	100.4	23.467	113.5	35.520	97.1	1:28.284	96.07	1.616	14:31:23.887	
12 -	28.967	100.1	23.557	114.7	35.377	97.9	1:27.901	96.49	1.233	14:32:51.788	
13 -	29.356	99.2	23.704	113.7	34.821	97.5	1:27.881	96.51	1.213	14:34:19.669	

P15 61		Harrison MACKAY					Honda - True Heros Racing / Super Soco				
IDEAL LAP TIME : 1:26.730		BEST LAP TIME : 1:27.386					DIFFERENCE : 0.656				
LAP	SECTOR 1	SECTOR 2		SECTOR 3		LAP TIME	MPH	DIFF	TIME OF DAY		
1 -		101.9	24.209	118.7	35.690	98.9	1:37.167	87.28	9.781	14:16:45.556	
2 -	29.613	103.2	23.567	117.7	35.017	98.5	1:28.197	96.16	0.811	14:18:13.753	
3 -	29.496	102.7	23.555	117.5	34.369	100.3	1:27.420 (2)	97.02	0.034	14:19:41.173	
4 -	29.200	102.4	23.831	117.9	34.488	101.0	1:27.519 (3)	96.91	0.133	14:21:08.692	
5 -	29.289	102.4	23.908	117.3	34.961	99.7	1:28.158	96.20	0.772	14:22:36.850	
6 -	29.530	101.8	23.641	117.7	34.567	100.6	1:27.738	96.66	0.352	14:24:04.588	
7 -	29.370	101.8	23.550	118.5	34.936	98.9	1:27.856	96.53	0.470	14:25:32.444	
8 -	29.930	99.5	23.261	118.9	34.728	99.8	1:27.919	96.47	0.533	14:27:00.363	
9 -	29.288	102.6	23.318	119.8	34.780	98.9	1:27.386 (1)	97.05		14:28:27.749	
10 -	29.425	100.1	23.481	117.3	35.020	98.8	1:27.926	96.46	0.540	14:29:55.675	
11 -	29.646	101.0	23.161	119.1	35.635	98.8	1:28.442	95.90	1.056	14:31:24.117	
12 -	29.332	101.5	23.530	121.1	35.475	98.1	1:28.337	96.01	0.951	14:32:52.454	
13 -	29.238	100.3	23.470	113.9	34.994	99.7	1:27.702	96.70	0.316	14:34:20.156	

Weather / Track : Cloudy / Dry

Thruxton
Circuit Length = 2.3560 miles
Start: 14:15 Flag 14:33 End: 14:36



SECTOR 1 = FL to I1, SECTOR 2 = I1 to I2, SECTOR 3 = I2 to FL, DIFF = Difference To Personal Best Lap, P = Crossed Finish Line in Pit Lane, D = Time Disallowed

P16		2		Rhys COATES		Honda - Ernie Coates Race Support / SP125 Racing				
IDEAL LAP TIME : 1:26.656		BEST LAP TIME : 1:27.536		DIFFERENCE : 0.880						
LAP	SECTOR 1	SECTOR 2	SECTOR 3	LAP TIME	MPH	DIFF	TIME OF DAY			
1 -		101.2	24.065	116.5	34.684	97.1	1:35.369	88.93	7.833	14:16:43.758
2 -	29.480	100.0	23.488	114.9	34.910	96.5	1:27.878 (3)	96.51	0.342	14:18:11.636
3 -	29.364	99.7	23.543	115.3	34.986	96.4	1:27.893	96.49	0.357	14:19:39.529
4 -	29.460	99.7	23.674	115.7	34.402	96.0	1:27.536 (1)	96.89		14:21:07.065
5 -	29.277	99.4	23.451	116.1	35.320	93.4	1:28.048	96.32	0.512	14:22:35.113
6 -	29.294	98.5	23.810	112.4	35.471	95.7	1:28.575	95.75	1.039	14:24:03.688
7 -	29.493	97.5	23.679	113.7	35.255	95.4	1:28.427	95.91	0.891	14:25:32.115
8 -	29.386	97.5	23.596	114.9	35.125	96.0	1:28.107	96.26	0.571	14:27:00.222
9 -	29.029	99.1	23.225	115.7	35.682	96.1	1:27.936	96.45	0.400	14:28:28.158
10 -	29.340	98.1	23.380	114.9	35.569	95.3	1:28.289	96.06	0.753	14:29:56.447
11 -	29.702	99.8	23.441	116.5	35.092	96.6	1:28.235	96.12	0.699	14:31:24.682
12 -	29.150	99.7	23.503	114.5	35.200	95.4	1:27.853 (2)	96.54	0.317	14:32:52.535
13 -	29.598	101.2	23.408	119.1	35.129	96.5	1:28.135	96.23	0.599	14:34:20.670

P17		14		Evann PENDRILL		Honda - EPRacing / SP125 Racing				
IDEAL LAP TIME : 1:26.496		BEST LAP TIME : 1:26.843		DIFFERENCE : 0.347						
LAP	SECTOR 1	SECTOR 2	SECTOR 3	LAP TIME	MPH	DIFF	TIME OF DAY			
1 -		98.9	23.383	116.5	34.240	98.1	1:33.036	91.16	6.193	14:16:41.425
2 -	29.343	99.8	23.183	117.1	34.317	96.4	1:26.843 (1)	97.66		14:18:08.268
3 -	29.081	99.4	23.284	116.5	34.798	96.2	1:27.163 (2)	97.30	0.320	14:19:35.431
4 -	29.085	98.9	23.593	113.5	35.402	95.0	1:28.080	96.29	1.237	14:21:03.511
5 -	29.073	98.9	23.615	112.9	35.477	94.5	1:28.165	96.20	1.322	14:22:31.676
6 -	29.308	98.1	23.622	113.1	35.767	94.7	1:28.697	95.62	1.854	14:24:00.373
7 -	29.374	96.8	23.947	111.6	35.793	94.7	1:29.114	95.17	2.271	14:25:29.487
8 -	29.524	96.6	23.845	112.5	35.809	93.5	1:29.178	95.10	2.335	14:26:58.665
9 -	29.486	96.6	23.919	112.4	36.168	94.2	1:29.573	94.68	2.730	14:28:28.238
10 -	29.643	98.5	23.471	116.7	35.490	94.9	1:28.604	95.72	1.761	14:29:56.842
11 -	29.505	98.6	23.496	114.9	35.104	93.7	1:28.105	96.26	1.262	14:31:24.947
12 -	29.249	99.2	23.489	116.1	35.302	95.8	1:28.040	96.33	1.197	14:32:52.987
13 -	29.386	97.8	23.673	116.1	34.896	96.0	1:27.955 (3)	96.43	1.112	14:34:20.942

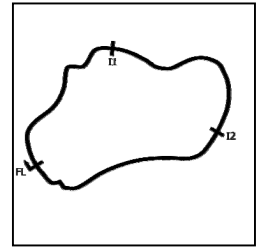
P18		5		Mason JOHNSON		Honda - Johnson Racing				
IDEAL LAP TIME : 1:26.845		BEST LAP TIME : 1:27.502		DIFFERENCE : 0.657						
LAP	SECTOR 1	SECTOR 2	SECTOR 3	LAP TIME	MPH	DIFF	TIME OF DAY			
1 -		100.3	23.310	119.4	34.272	99.7	1:33.376	90.83	5.874	14:16:41.765
2 -	29.611	97.9	23.522	115.5	34.369	97.5	1:27.502 (1)	96.93		14:18:09.267
3 -	29.425	98.9	23.415	116.3	35.910	95.3	1:28.750	95.56	1.248	14:19:38.017
4 -	29.379	99.5	23.963	113.5	34.724	96.8	1:28.066	96.30	0.564	14:21:06.083
5 -	29.606	100.3	23.761	113.5	35.079	95.3	1:28.446	95.89	0.944	14:22:34.529
6 -	29.763	98.2	23.959	111.8	35.526	95.4	1:29.248	95.03	1.746	14:24:03.777
7 -	29.671	98.8	23.713	113.1	35.347	96.5	1:28.731	95.58	1.229	14:25:32.508
8 -	29.552	98.3	23.343	116.7	34.860	96.1	1:27.755 (2)	96.65	0.253	14:27:00.263
9 -	29.263	98.5	23.599	117.9	35.180	97.8	1:28.042	96.33	0.540	14:28:28.305
10 -	29.404	99.7	23.394	117.7	35.326	96.0	1:28.124	96.24	0.622	14:29:56.429
11 -	29.438	100.3	23.493	115.5	35.047	97.1	1:27.978 (3)	96.40	0.476	14:31:24.407
12 -	29.629	99.5	23.398	116.5	35.295	96.9	1:28.322	96.03	0.820	14:32:52.729
13 -	29.336	98.2	23.353	115.9	35.597	94.5	1:28.286	96.06	0.784	14:34:21.015

MCRCB BULLETIN TK166

2021 Bennetts British Superbike Championship - Round 4

2021 Honda British Talent Cup

RACE 1 - SECTOR ANALYSIS



SECTOR 1 = FL to I1, SECTOR 2 = I1 to I2, SECTOR 3 = I2 to FL, DIFF = Difference To Personal Best Lap, P = Crossed Finish Line in Pit Lane, D = Time Disallowed

P19 69		Eli BANISH			Honda - Team Thorneycroft Racing					
IDEAL LAP TIME : 1:27.108		BEST LAP TIME : 1:27.511			DIFFERENCE : 0.403					
LAP	SECTOR 1	SECTOR 2		SECTOR 3		LAP TIME	MPH	DIFF	TIME OF DAY	
1 -		95.5	24.148	114.3	35.338	95.0	1:37.621	86.88	10.110	14:16:46.010
2 -	30.338	97.6	23.553	115.9	34.744	95.1	1:28.635	95.69	1.124	14:18:14.645
3 -	30.198	97.6	23.543	115.5	34.477	96.4	1:28.218	96.14	0.707	14:19:42.863
4 -	30.483	96.8	24.471	113.7	34.732	96.0	1:29.686	94.57	2.175	14:21:12.549
5 -	29.559	99.5	23.810	113.7	34.790	94.7	1:28.159	96.20	0.648	14:22:40.708
6 -	29.462	99.5	23.554	113.7	35.165	95.8	1:28.181	96.18	0.670	14:24:08.889
7 -	29.664	100.1	23.755	113.9	35.012	95.7	1:28.431	95.91	0.920	14:25:37.320
8 -	29.469	98.9	23.454	115.1	35.045	95.1	1:27.968	96.41	0.457	14:27:05.288
9 -	29.290	99.1	23.341	114.9	35.058	95.4	1:27.689 (2)	96.72	0.178	14:28:32.977
10 -	29.455	98.1	23.502	115.7	35.004	95.5	1:27.961 (3)	96.42	0.450	14:30:00.938
11 -	29.325	99.5	23.389	115.1	34.797	95.4	1:27.511 (1)	96.92		14:31:28.449
12 -	29.413	99.1	23.430	116.1	35.549	94.3	1:28.392	95.95	0.881	14:32:56.841
13 -	29.724	97.8	23.785	113.5	35.719	93.9	1:29.228	95.05	1.717	14:34:26.069

P20 44		Lucas HILL			Honda - Ashcourt Racing					
IDEAL LAP TIME : 1:27.521		BEST LAP TIME : 1:27.655			DIFFERENCE : 0.134					
LAP	SECTOR 1	SECTOR 2		SECTOR 3		LAP TIME	MPH	DIFF	TIME OF DAY	
1 -		99.4	24.655	111.2	36.583	91.1	1:37.378	87.09	9.723	14:16:45.767
2 -	29.750	99.8	23.941	115.1	35.049	95.8	1:28.740	95.57	1.085	14:18:14.507
3 -	29.266	99.5	23.772	114.9	34.617	96.1	1:27.655 (1)	96.76		14:19:42.162
4 -	29.241	99.7	24.085	114.3	35.453	96.4	1:28.779	95.53	1.124	14:21:10.941
5 -	29.360	98.2	23.868	115.9	34.829	96.5	1:28.057 (2)	96.31	0.402	14:22:38.998
6 -	29.814	97.5	24.374	113.9	35.109	95.3	1:29.297	94.98	1.642	14:24:08.295
7 -	29.599	98.1	24.498	110.5	35.534	96.1	1:29.631	94.62	1.976	14:25:37.926
8 -	29.429	97.3	23.971	115.3	35.196	96.0	1:28.596	95.73	0.941	14:27:06.522
9 -	29.550	99.4	23.933	116.3	34.868	97.3	1:28.351 (3)	95.99	0.696	14:28:34.873
10 -	29.132	99.5	24.334	114.9	34.916	97.1	1:28.382	95.96	0.727	14:30:03.255
11 -	29.343	99.5	24.013	115.1	35.074	95.7	1:28.430	95.91	0.775	14:31:31.685
12 -	29.430	98.1	24.287	114.3	35.697	96.9	1:29.414	94.85	1.759	14:33:01.099
13 -	29.345	98.2	24.051	114.5	35.264	96.1	1:28.660	95.66	1.005	14:34:29.759

P21 66		Rossi DOBSON			Honda - WM Racing					
IDEAL LAP TIME : 1:27.926		BEST LAP TIME : 1:28.227			DIFFERENCE : 0.301					
LAP	SECTOR 1	SECTOR 2		SECTOR 3		LAP TIME	MPH	DIFF	TIME OF DAY	
1 -		101.5	24.640	114.3	35.148	97.5	1:35.981	88.36	7.754	14:16:44.370
2 -	29.617	99.7	24.524	115.5	35.074	96.6	1:29.215	95.06	0.988	14:18:13.585
3 -	29.091	100.0	24.102	114.9	35.113	96.9	1:28.306 (2)	96.04	0.079	14:19:41.891
4 -	29.039	99.8	24.187	115.1	35.109	97.3	1:28.335 (3)	96.01	0.108	14:21:10.226
5 -	29.312	97.2	24.135	116.9	35.181	96.5	1:28.628	95.69	0.401	14:22:38.854
6 -	29.497	97.6	24.445	113.5	35.661	97.2	1:29.603	94.65	1.376	14:24:08.457
7 -	29.592	100.1	24.265	114.1	35.235	96.9	1:29.092	95.20	0.865	14:25:37.549
8 -	29.434	99.4	24.035	117.1	35.424	96.6	1:28.893	95.41	0.666	14:27:06.442
9 -	29.340	98.9	24.016	116.3	34.871	97.5	1:28.227 (1)	96.13		14:28:34.669
10 -	29.193	100.3	24.124	116.7	35.093	96.6	1:28.410	95.93	0.183	14:30:03.079
11 -	29.449	98.8	24.133	114.5	35.378	98.3	1:28.960	95.34	0.733	14:31:32.039
12 -	29.240	98.6	24.190	113.5	35.350	97.5	1:28.780	95.53	0.553	14:33:00.819
13 -	29.512	95.8	24.196	117.7	35.361	97.2	1:29.069	95.22	0.842	14:34:29.888

Weather / Track : Cloudy / Dry

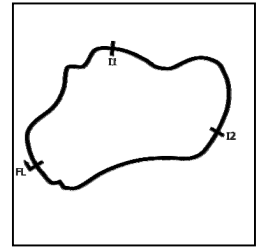
Thruxton
Circuit Length = 2.3560 miles
Start: 14:15 Flag 14:33 End: 14:36

MCRCB BULLETIN TK166

2021 Bennetts British Superbike Championship - Round 4

2021 Honda British Talent Cup

RACE 1 - SECTOR ANALYSIS



SECTOR 1 = FL to I1, SECTOR 2 = I1 to I2, SECTOR 3 = I2 to FL, DIFF = Difference To Personal Best Lap, P = Crossed Finish Line in Pit Lane, D = Time Disallowed

P22 12		Josh BANNISTER				Honda - Dunsley Heat Racing				
IDEAL LAP TIME : 1:27.004		BEST LAP TIME : 1:28.037				DIFFERENCE : 1.033				
LAP	SECTOR 1	SECTOR 2		SECTOR 3		LAP TIME	MPH	DIFF	TIME OF DAY	
1 -		97.1	24.292	115.7	35.382	94.2	1:37.929	86.60	9.892	14:16:46.318
2 -	30.550	96.6	23.569	114.3	34.764	95.1	1:28.883	95.42	0.846	14:18:15.201
3 -	30.102	97.8	23.595	117.7	34.340	96.1	1:28.037 (1)	96.34		14:19:43.238
4 -	30.023	96.1	24.010	114.3	34.795	95.0	1:28.828	95.48	0.791	14:21:12.066
5 -	29.514	97.8	23.985	113.7	35.441	95.5	1:28.940	95.36	0.903	14:22:41.006
6 -	29.566	97.8	23.570	114.1	35.089	97.2	1:28.225 (2)	96.13	0.188	14:24:09.231
7 -	29.833	97.2	23.762	113.9	35.411	96.9	1:29.006	95.29	0.969	14:25:38.237
8 -	29.405	98.9	23.737	113.7	35.451	96.6	1:28.593	95.73	0.556	14:27:06.830
9 -	29.617	98.8	23.686	113.9	35.030	97.6	1:28.333 (3)	96.01	0.296	14:28:35.163
10 -	29.095	100.4	23.921	114.3	35.540	95.5	1:28.556	95.77	0.519	14:30:03.719
11 -	29.276	99.1	23.770	114.1	35.388	98.3	1:28.434	95.90	0.397	14:31:32.153
12 -	29.465	97.6	23.952	110.7	36.108	95.4	1:29.525	94.74	1.488	14:33:01.678
13 -	29.399	98.2	23.614	117.3	35.406	96.9	1:28.419	95.92	0.382	14:34:30.097

P23 22		Anthony EAGLE				Honda - Microlise Cresswell Racing				
IDEAL LAP TIME : 1:27.584		BEST LAP TIME : 1:28.224				DIFFERENCE : 0.640				
LAP	SECTOR 1	SECTOR 2		SECTOR 3		LAP TIME	MPH	DIFF	TIME OF DAY	
1 -		97.8	24.170	114.7	35.472	97.2	1:38.003	86.54	9.779	14:16:46.392
2 -	30.193	96.1	23.720	114.3	34.935	97.5	1:28.848	95.46	0.624	14:18:15.240
3 -	29.808	97.1	23.706	115.5	34.710	97.5	1:28.224 (1)	96.13		14:19:43.464
4 -	29.929	98.6	24.244	111.6	35.097	97.2	1:29.270	95.01	1.046	14:21:12.734
5 -	29.512	101.2	23.790	113.9	35.088	97.6	1:28.390	95.95	0.166	14:22:41.124
6 -	29.807	100.1	23.741	113.9	35.166	96.2	1:28.714	95.60	0.490	14:24:09.838
7 -	29.714	99.8	23.745	114.1	35.329	96.1	1:28.788	95.52	0.564	14:25:38.626
8 -	29.658	99.2	23.683	114.9	35.096	96.9	1:28.437	95.90	0.213	14:27:07.063
9 -	29.610	100.3	23.579	116.7	35.186	97.5	1:28.375 (3)	95.97	0.151	14:28:35.438
10 -	29.295	100.6	23.837	115.3	35.200	95.8	1:28.332 (2)	96.01	0.108	14:30:03.770
11 -	29.657	99.7	23.623	115.7	35.428	97.9	1:28.708	95.61	0.484	14:31:32.478
12 -	29.457	99.4	23.699	112.7	36.217	95.3	1:29.373	94.90	1.149	14:33:01.851
13 -	29.479	99.8	23.781	115.9	35.309	98.1	1:28.569	95.76	0.345	14:34:30.420

P24 65		Alexander ROWAN				Honda - Victoria House Mortimer Racing				
IDEAL LAP TIME : 1:27.669		BEST LAP TIME : 1:27.948				DIFFERENCE : 0.279				
LAP	SECTOR 1	SECTOR 2		SECTOR 3		LAP TIME	MPH	DIFF	TIME OF DAY	
1 -		99.5	24.700	116.9	35.862	98.1	1:39.368	85.35	11.420	14:16:47.757
2 -	30.552	99.1	24.385	112.9	35.294	96.5	1:30.231	93.99	2.283	14:18:17.988
3 -	30.275	97.3	24.140	115.3	35.347	97.2	1:29.762	94.49	1.814	14:19:47.750
4 -	30.214	96.9	24.256	114.1	35.404	97.2	1:29.874	94.37	1.926	14:21:17.624
5 -	29.985	98.9	24.447	113.3	35.046	97.1	1:29.478	94.78	1.530	14:22:47.102
6 -	29.990	98.6	24.051	114.1	35.149	97.5	1:29.190	95.09	1.242	14:24:16.292
7 -	29.811	99.2	24.078	111.2	35.083	97.8	1:28.972	95.32	1.024	14:25:45.264
8 -	29.518	99.5	23.858	114.3	34.822	98.2	1:28.198	96.16	0.250	14:27:13.462
9 -	29.646	98.9	23.581	115.7	34.842	97.3	1:28.069 (3)	96.30	0.121	14:28:41.531
10 -	29.412	99.1	23.633	115.9	35.959	96.2	1:29.004	95.29	1.056	14:30:10.535
11 -	29.517	100.1	23.632	114.9	34.815	98.1	1:27.964 (2)	96.42	0.016	14:31:38.499
12 -	29.308	100.4	23.622	115.1	35.188	97.8	1:28.118	96.25	0.170	14:33:06.617
13 -	29.491	99.8	23.546	116.1	34.911	96.8	1:27.948 (1)	96.43		14:34:34.565

Weather / Track : Cloudy / Dry

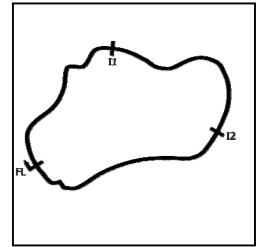
Thruxton
Circuit Length = 2.3560 miles
Start: 14:15 Flag 14:33 End: 14:36

MCRCB BULLETIN TK166

2021 Bennetts British Superbike Championship - Round 4

2021 Honda British Talent Cup

RACE 1 - SECTOR ANALYSIS



SECTOR 1 = FL to I1, SECTOR 2 = I1 to I2, SECTOR 3 = I2 to FL, DIFF = Difference To Personal Best Lap, P = Crossed Finish Line in Pit Lane, D = Time Disallowed

P25 8		Ross MOORE				Honda - B Moore Honda				
IDEAL LAP TIME : 1:26.323		BEST LAP TIME : 1:26.660				DIFFERENCE : 0.337				
LAP	SECTOR 1	SECTOR 2		SECTOR 3		LAP TIME	MPH	DIFF	TIME OF DAY	
1 -		99.2	23.628	118.5	35.830	95.5	1:36.994	87.44	10.334	14:16:45.383
2 -	28.814	102.1	24.125	115.7	34.703	97.6	1:27.642	96.77	0.982	14:18:13.025
3 -	29.151	99.8	23.049	118.3	34.460	96.2	1:26.660 (1)	97.87		14:19:39.685
4 -	29.365	101.8	23.678	118.1	35.408	96.5	1:28.451	95.89	1.791	14:21:08.136
5 -	29.083	98.6	43.790	65.2	37.818	95.1	1:50.691	76.62	24.031	14:22:58.827
6 -	29.419	99.4	23.422	116.1	35.281	96.4	1:28.122	96.24	1.462	14:24:26.949
7 -	29.342	99.2	23.511	116.3	35.255	96.9	1:28.108	96.26	1.448	14:25:55.057
8 -	29.235	100.4	23.282	116.5	34.973	97.3	1:27.490 (3)	96.94	0.830	14:27:22.547
9 -	29.100	99.1	23.191	118.5	34.608	96.8	1:26.899 (2)	97.60	0.239	14:28:49.446
10 -	28.850	99.8	24.088	115.1	35.447	97.5	1:28.385	95.96	1.725	14:30:17.831
11 -	30.070	97.9	23.362	116.3	34.777	97.1	1:28.209	96.15	1.549	14:31:46.040
12 -	29.966	97.9	23.431	116.9	35.300	96.9	1:28.697	95.62	2.037	14:33:14.737
13 -	29.607	99.5	23.840	115.5	35.401	96.6	1:28.848	95.46	2.188	14:34:43.585

P26 51		Holly HARRIS				Honda - MJL Racing				
IDEAL LAP TIME : 1:28.716		BEST LAP TIME : 1:28.956				DIFFERENCE : 0.240				
LAP	SECTOR 1	SECTOR 2		SECTOR 3		LAP TIME	MPH	DIFF	TIME OF DAY	
1 -		97.3	24.677	114.9	35.545	97.9	1:38.934	85.72	9.978	14:16:47.323
2 -	30.362	99.2	24.266	113.5	35.153	98.6	1:29.781	94.47	0.825	14:18:17.104
3 -	30.012	96.8	24.584	113.9	35.458	98.2	1:30.054	94.18	1.098	14:19:47.158
4 -	30.409	98.2	24.675	113.5	35.827	97.5	1:30.911	93.29	1.955	14:21:18.069
5 -	30.283	98.1	24.483	114.9	35.468	97.2	1:30.234	93.99	1.278	14:22:48.303
6 -	30.152	97.3	24.317	113.9	35.722	97.9	1:30.191	94.04	1.235	14:24:18.494
7 -	29.956	98.3	24.512	113.9	35.619	97.8	1:30.087	94.14	1.131	14:25:48.581
8 -	29.712	97.8	24.341	113.7	35.677	97.6	1:29.730	94.52	0.774	14:27:18.311
9 -	30.091	97.6	24.361	114.9	35.499	98.1	1:29.951	94.29	0.995	14:28:48.262
10 -	29.644	97.9	24.387	114.3	35.433	97.9	1:29.464 (3)	94.80	0.508	14:30:17.726
11 -	30.152	97.5	24.260	115.1	35.212	98.2	1:29.624	94.63	0.668	14:31:47.350
12 -	29.722	97.6	24.027	115.1	35.521	97.9	1:29.270 (2)	95.01	0.314	14:33:16.620
13 -	29.536	98.1	24.113	115.5	35.307	97.6	1:28.956 (1)	95.34		14:34:45.576

P27 15		Harrison CROSBY				Honda - Banks Racing				
IDEAL LAP TIME : 1:23.885		BEST LAP TIME : 1:24.078				DIFFERENCE : 0.193				
LAP	SECTOR 1	SECTOR 2		SECTOR 3		LAP TIME	MPH	DIFF	TIME OF DAY	
1 -		103.7	22.992	119.4	33.179	99.5	1:30.303	93.92	6.225	14:16:38.692
2 -	28.272	103.2	22.755	119.1	33.892	98.8	1:24.919	99.87	0.841	14:18:03.611
3 -	28.130	103.2	22.908	121.3	33.471	98.1	1:24.509 (2)	100.36	0.431	14:19:28.120
4 -	28.316	100.9	22.808	116.9	33.859	97.9	1:24.983	99.80	0.905	14:20:53.103
5 -	28.186	104.3	22.624	120.6	33.268	98.3	1:24.078 (1)	100.87		14:22:17.181
6 -	28.175	102.6	22.886	115.3	33.551	98.1	1:24.612	100.24	0.534	14:23:41.793
7 -	28.141	101.5	22.858	116.3	33.625	98.5	1:24.624	100.22	0.546	14:25:06.417
8 -	28.285	101.6	22.870	120.2	33.586	98.8	1:24.741	100.08	0.663	14:26:31.158
9 -	28.520	99.7	22.878	117.9	34.368	98.2	1:25.766	98.89	1.688	14:27:56.924
10 -	28.428	99.4	22.845	117.5	33.868	98.2	1:25.141	99.61	1.063	14:29:22.065
11 -	28.082	100.7	22.867	118.1	33.729	98.8	1:24.678	100.16	0.600	14:30:46.743
12 -	28.309	100.4	22.842	120.0	33.386	99.4	1:24.537 (3)	100.33	0.459	14:32:11.280
13 -	28.263	101.2	22.921	118.7	33.758	97.5	1:24.942	99.85	0.864	14:33:36.222

Weather / Track : Cloudy / Dry

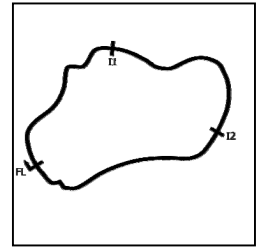
Thruxton
Circuit Length = 2.3560 miles
Start: 14:15 Flag 14:33 End: 14:36

MCRCB BULLETIN TK166

2021 Bennetts British Superbike Championship - Round 4

2021 Honda British Talent Cup

RACE 1 - SECTOR ANALYSIS



SECTOR 1 = FL to I1, SECTOR 2 = I1 to I2, SECTOR 3 = I2 to FL, DIFF = Difference To Personal Best Lap, P = Crossed Finish Line in Pit Lane, D = Time Disallowed

P28		9		Bailey STUART-CAMPBELL			Honda - Team 151s				
IDEAL LAP TIME : 1:24.419		BEST LAP TIME : 1:24.858			DIFFERENCE : 0.439						
LAP	SECTOR 1	SECTOR 2	SECTOR 3	LAP TIME	MPH	DIFF	TIME OF DAY				
1 -		103.4	23.395	121.3	33.702	100.0	1:31.117	93.08	6.259	14:16:39.506	
2 -	28.556	104.6	22.854	118.9	33.970	98.9	1:25.380	99.33	0.522	14:18:04.886	
3 -	28.658	104.3	23.077	119.1	33.578	98.3	1:25.313	99.41	0.455	14:19:30.199	
4 -	28.243	103.8	23.041	118.7	33.574	100.9	1:24.858 (1)	99.95		14:20:55.057	
5 -	28.209	104.0	22.926	120.2	33.917	99.8	1:25.052 (3)	99.72	0.194	14:22:20.109	
6 -	28.706	105.5	22.720	120.0	34.056	101.2	1:25.482	99.22	0.624	14:23:45.591	
7 -	28.146	104.6	23.126	117.9	33.780	99.1	1:25.052 (3)	99.72	0.194	14:25:10.643	
8 -	28.446	103.0	23.242	118.5	33.988	99.8	1:25.676	98.99	0.818	14:26:36.319	
9 -	28.491	101.6	23.244	118.5	33.806	99.5	1:25.541	99.15	0.683	14:28:01.860	
10 -	28.125	103.4	23.052	118.5	33.748	98.8	1:24.925 (2)	99.87	0.067	14:29:26.785	
11 -	28.436	99.5	23.102	119.1	34.088	96.8	1:25.626	99.05	0.768	14:30:52.411	

P29		57		Johnny GARNESS			Honda - City Lifting by RS Racing				
IDEAL LAP TIME : 1:24.410		BEST LAP TIME : 1:24.699			DIFFERENCE : 0.289						
LAP	SECTOR 1	SECTOR 2	SECTOR 3	LAP TIME	MPH	DIFF	TIME OF DAY				
1 -		104.5	23.492	123.3	33.637	103.4	1:30.945	93.26	6.246	14:16:39.334	
2 -	28.285	106.0	23.214	120.4	33.953	101.5	1:25.452	99.25	0.753	14:18:04.786	
3 -	28.668	106.5	23.073	120.9	33.368	101.9	1:25.109 (3)	99.65	0.410	14:19:29.895	
4 -	28.332	104.3	23.149	121.7	33.809	104.5	1:25.290	99.44	0.591	14:20:55.185	
5 -	28.418	105.5	22.804	124.2	33.477	102.1	1:24.699 (1)	100.13		14:22:19.884	
6 -	28.436	105.0	22.984	120.4	33.815	101.9	1:25.235	99.50	0.536	14:23:45.119	
7 -	28.432	104.3	23.246	121.3	33.595	101.6	1:25.273	99.46	0.574	14:25:10.392	
8 -	28.948	104.0	23.138	121.7	33.686	101.3	1:25.772	98.88	1.073	14:26:36.164	
9 -	28.841	103.8	23.480	123.8	33.630	102.9	1:25.951	98.67	1.252	14:28:02.115	
10 -	28.715	103.8	23.057	124.2	33.321	103.0	1:25.093 (2)	99.67	0.394	14:29:27.208	
11 -	28.388	104.0	23.151	122.9	33.859	100.3	1:25.398	99.31	0.699	14:30:52.606	

MCRCB BULLETIN TK167**2021 Bennetts British Superbike Championship - Round 4****2021 Honda British Talent Cup****RACE 1 - BEST SECTORS**

SECTOR 1			SECTOR 2			SECTOR 3			IDEAL / BEST COMPARISON						
POS	NO	NAME	TIME	NO	NAME	TIME	NO	NAME	TIME	POS	NO	NAME	IDEAL	BEST	DIFF
													PERFECT LAP	1:23.604	
1	74	BROWN	27.867	7	LYONS	22.563	74	BROWN	33.174	1	74	BROWN	1:23.610	1:23.664	0.054
2	48	WALKER	27.884	74	BROWN	22.569	15	CROSBY	33.179	2	7	LYONS	1:23.779	1:24.015	0.236
3	7	LYONS	27.938	48	WALKER	22.601	24	BUCHANAN	33.253	3	48	WALKER	1:23.826	1:23.996	0.170
4	24	BUCHANAN	27.971	15	CROSBY	22.624	52	BELFORD	33.264	4	15	CROSBY	1:23.885	1:24.078	0.193
5	34	COOK	28.075	52	BELFORD	22.676	7	LYONS	33.278	5	24	BUCHANAN	1:23.988	1:24.448	0.460
6	15	CROSBY	28.082	34	COOK	22.695	57	GARNESS	33.321	6	52	BELFORD	1:24.152	1:24.582	0.430
7	9	STUART-CAMPBELL	28.125	9	STUART-CAMPBELL	22.720	48	WALKER	33.341	7	57	GARNESS	1:24.410	1:24.699	0.289
8	52	BELFORD	28.212	24	BUCHANAN	22.764	9	STUART-CAMPBELL	33.574	8	9	STUART-CAMPBELL	1:24.419	1:24.858	0.439
9	57	GARNESS	28.285	57	GARNESS	22.804	34	COOK	33.705	9	34	COOK	1:24.475	1:24.794	0.319
10	21	JEFFREY	28.369	53	VEIJER	22.913	53	VEIJER	33.751	10	21	JEFFREY	1:25.110	1:25.750	0.640
11	96	BANHAM	28.480	4	MOUNSEY	22.915	21	JEFFREY	33.799	11	53	VEIJER	1:25.178	1:25.618	0.440
12	53	VEIJER	28.514	21	JEFFREY	22.942	96	BANHAM	33.830	12	96	BANHAM	1:25.400	1:25.937	0.537
13	4	MOUNSEY	28.540	8	MOORE	23.049	29	BROWN	33.849	13	4	MOUNSEY	1:25.403	1:25.863	0.460
14	23	STEPHENSON	28.568	23	STEPHENSON	23.090	4	MOUNSEY	33.948	14	23	STEPHENSON	1:25.608	1:25.741	0.133
15	29	BROWN	28.713	96	BANHAM	23.090	23	STEPHENSON	33.950	15	29	BROWN	1:25.724	1:25.819	0.095
16	8	MOORE	28.814	61	MACKAY	23.161	79	McCABE	34.158	16	8	MOORE	1:26.323	1:26.660	0.337
17	41	HOPKINS	28.821	29	BROWN	23.162	14	PENDRILL	34.240	17	14	PENDRILL	1:26.496	1:26.843	0.347
18	2	COATES	29.029	14	PENDRILL	23.183	5	JOHNSON	34.272	18	41	HOPKINS	1:26.648	1:26.668	0.020
19	66	DOBSON	29.039	2	COATES	23.225	12	BANNISTER	34.340	19	2	COATES	1:26.656	1:27.536	0.880
20	14	PENDRILL	29.073	5	JOHNSON	23.310	61	MACKAY	34.369	20	61	MACKAY	1:26.730	1:27.386	0.656
21	12	BANNISTER	29.095	69	BANISH	23.341	2	COATES	34.402	21	5	JOHNSON	1:26.845	1:27.502	0.657
22	44	HILL	29.132	41	HOPKINS	23.366	8	MOORE	34.460	22	12	BANNISTER	1:27.004	1:28.037	1.033
23	61	MACKAY	29.200	65	ROWAN	23.546	41	HOPKINS	34.461	23	79	McCABE	1:27.029	1:27.157	0.128
24	79	McCABE	29.228	12	BANNISTER	23.569	69	BANISH	34.477	24	69	BANISH	1:27.108	1:27.511	0.403
25	5	JOHNSON	29.263	22	EAGLE	23.579	44	HILL	34.617	25	44	HILL	1:27.521	1:27.655	0.134
26	69	BANISH	29.290	79	McCABE	23.643	22	EAGLE	34.710	26	22	EAGLE	1:27.584	1:28.224	0.640
27	22	EAGLE	29.295	44	HILL	23.772	65	ROWAN	34.815	27	65	ROWAN	1:27.669	1:27.948	0.279
28	65	ROWAN	29.308	66	DOBSON	24.016	66	DOBSON	34.871	28	66	DOBSON	1:27.926	1:28.227	0.301
29	51	HARRIS	29.536	51	HARRIS	24.027	51	HARRIS	35.153	29	51	HARRIS	1:28.716	1:28.956	0.240

Weather / Track : Cloudy / Dry

Thrupton

Circuit Length = 2.3560 miles

Start: 14:15 Flag 14:33 End: 14:36

Results can be found at www.tsl-timing.com

Printed - 14:46 Saturday, 31 July 2021

MCRCB BULLETIN TK168**2021 Bennetts British Superbike Championship - Round 4****2021 Honda British Talent Cup****RACE 1 - BEST SPEEDS**

POS	INTERMEDIATE 1			INTERMEDIATE 2			FINISH LINE		
	NO	NAME	MPH	NO	NAME	MPH	NO	NAME	MPH
1	57	GARNESS	106.5	57	GARNESS	124.2	57	GARNESS	104.5
2	48	WALKER	105.8	48	WALKER	123.3	21	JEFFREY	102.4
3	9	STUART-CAMPBELL	105.5	52	BELFORD	122.6	53	VEIJER	102.1
4	34	COOK	104.8	4	MOUNSEY	122.6	79	McCABE	102.1
5	4	MOUNSEY	104.6	34	COOK	121.5	52	BELFORD	101.6
6	7	LYONS	104.3	15	CROSBY	121.3	48	WALKER	101.2
7	52	BELFORD	104.3	9	STUART-CAMPBELL	121.3	9	STUART-CAMPBELL	101.2
8	15	CROSBY	104.3	53	VEIJER	121.1	61	MACKAY	101.0
9	21	JEFFREY	104.2	61	MACKAY	121.1	74	BROWN	100.6
10	74	BROWN	103.8	74	BROWN	120.6	4	MOUNSEY	100.6
11	24	BUCHANAN	103.7	24	BUCHANAN	120.4	34	COOK	99.8
12	53	VEIJER	103.5	7	LYONS	120.2	29	BROWN	99.7
13	61	MACKAY	103.2	29	BROWN	119.8	5	JOHNSON	99.7
14	23	STEPHENSON	102.6	5	JOHNSON	119.4	15	CROSBY	99.5
15	96	BANHAM	102.1	23	STEPHENSON	119.1	7	LYONS	99.4
16	8	MOORE	102.1	2	COATES	119.1	24	BUCHANAN	99.2
17	29	BROWN	101.9	79	McCABE	118.9	41	HOPKINS	98.9
18	41	HOPKINS	101.8	21	JEFFREY	118.7	23	STEPHENSON	98.8
19	79	McCABE	101.6	8	MOORE	118.5	51	HARRIS	98.6
20	66	DOBSON	101.5	96	BANHAM	117.7	66	DOBSON	98.3
21	2	COATES	101.2	66	DOBSON	117.7	12	BANNISTER	98.3
22	22	EAGLE	101.2	12	BANNISTER	117.7	96	BANHAM	98.2
23	12	BANNISTER	100.4	14	PENDRILL	117.1	65	ROWAN	98.2
24	65	ROWAN	100.4	41	HOPKINS	116.9	14	PENDRILL	98.1
25	5	JOHNSON	100.3	65	ROWAN	116.9	22	EAGLE	98.1
26	69	BANISH	100.1	22	EAGLE	116.7	8	MOORE	97.6
27	14	PENDRILL	99.8	44	HILL	116.3	44	HILL	97.3
28	44	HILL	99.8	69	BANISH	116.1	2	COATES	97.1
29	51	HARRIS	99.2	51	HARRIS	115.5	69	BANISH	96.4

Weather / Track : Cloudy / Dry

Results can be found at www.tsl-timing.comThrupton
Circuit Length = 2.3560 miles
Start: 14:15 Flag 14:33 End: 14:36

Printed - 14:59 Saturday, 31 July 2021

MCRCB BULLETIN TK169**2021 Bennetts British Superbike Championship - Round 4****2021 Honda British Talent Cup****RACE 1 - FASTEST LAP CLASSIFICATION**

POS	RACE POS	NO	NAME	NAT	ENTRY	BEST	ON
1	1	74	Carter BROWN	GBR	Honda - City Lifting by RS Racing	1:23.664	5
2	4	48	Ollie WALKER	GBR	Honda - Moto Rapido / SP125 Racing	1:23.996	5
3	2	7	Jamie LYONS	GBR	Honda - C&M Motors Ltd / Tooltec Racing	1:24.015	5
4	27	15	Harrison CROSBY	GBR	Honda - Banks Racing	1:24.078	5
5	3	24	Cormac BUCHANAN	NZL	Honda - Microlise Cresswell Racing	1:24.448	2
6	6	52	Evan BELFORD	GBR	Honda - City Lifting by RS Racing	1:24.582	3
7	29	57	Johnny GARNESS	GBR	Honda - City Lifting by RS Racing	1:24.699	5
8	5	34	James COOK	GBR	Honda - Wilson Racing	1:24.794	4
9	28	9	Bailey STUART-CAMPBELL	GBR	Honda - Team 151s	1:24.858	4
10	8	53	Kiyano VEIJER	NLD	Honda - Microlise Cresswell Racing	1:25.618	2
11	11	23	Rhys STEPHENSON	GBR	Honda - Rocket Racing	1:25.741	13
12	7	21	Troy JEFFREY	GBR	Honda - Stiggymotorsport	1:25.750	11
13	10	29	Lucas BROWN	GBR	Honda - Amphibian Scaffolding / SP125 Racing	1:25.819	11
14	9	4	Sullivan MOUNSEY	GBR	Honda - iForce Lloyd & Jones	1:25.863	11
15	12	96	Rossi BANHAM	GBR	Honda - MJL Racing	1:25.937	2
16	25	8	Ross MOORE	GBR	Honda - B Moore Honda	1:26.660	3
17	14	41	Luca HOPKINS	GBR	Honda - Wilson Racing	1:26.668	5
18	17	14	Evann PENDRILL	GBR	Honda - EPRacing / SP125 Racing	1:26.843	2
19	13	79	Harley McCABE	GBR	Honda - MLav VisionTrack Academy	1:27.157	12
20	15	61	Harrison MACKAY	GBR	Honda - True Heros Racing / Super Soco	1:27.386	9
21	18	5	Mason JOHNSON	GBR	Honda - Johnson Racing	1:27.502	2
22	19	69	Eli BANISH	USA	Honda - Team Thorneycroft Racing	1:27.511	11
23	16	2	Rhys COATES	GBR	Honda - Ernie Coates Race Support / SP125 Racing	1:27.536	4
24	20	44	Lucas HILL	GBR	Honda - Ashcourt Racing	1:27.655	3
25	24	65	Alexander ROWAN	GBR	Honda - Victoria House Mortimer Racing	1:27.948	13
26	22	12	Josh BANNISTER	GBR	Honda - Dunsley Heat Racing	1:28.037	3
27	23	22	Anthony EAGLE	UZB	Honda - Microlise Cresswell Racing	1:28.224	3
28	21	66	Rossi DOBSON	GBR	Honda - WM Racing	1:28.227	9
29	26	51	Holly HARRIS	GBR	Honda - MJL Racing	1:28.956	13

Weather / Track : Cloudy / Dry

Results can be found at www.tsl-timing.comThruxton
Circuit Length = 2.3560 miles
Start: 14:15 Flag 14:33 End: 14:36

Printed - 14:43 Saturday, 31 July 2021

MCRCB BULLETIN TK171

2021 Bennetts British Superbike Championship - Round 4

2021 Honda British Talent Cup

RACE 1 - SESSION NOTES

TIME	MESSAGE
14:00:00	PIT LANE OPEN
14:05:00	PIT LANE CLOSED
14:08:00	5 MINUTES TO WARM UP LAP
14:10:00	3 MINUTES TO WARM UP LAP
14:12:00	1 MINUTE TO WARM UP LAP
14:12:30	30 SECONDS TO WARM UP LAP
14:13:00	GREEN FLAG - WARM UP LAP
14:14:50	RACE START
14:21:56	NO. 52 41 - COURSE CUT AT TURN 12/13/14 - NO ADVANTAGE GAINED
14:27:56	TWO THIRDS DISTANCE COMPLETE
14:34:14	NOS. 57 FALLER AT T13 CLUB TO MED CENTRE
14:34:22	NO.57 - RIDER TO MEDICAL CENTRE
14:34:28	NO 9 FALLER AT CLUB RIDER OK
14:36:40	NO 15 FALLER AT CHICANE TO MED CENTRE

Weather / Track : Cloudy / Dry

Results can be found at www.tsl-timing.com

Thruxton
Circuit Length = 2.3560 miles
Start: 14:15 Flag 14:33 End: 14:36

Printed - 14:48 Saturday, 31 July 2021

MCRCB BULLETIN TK170

2021 Bennetts British Superbike Championship - Round 4

2021 Honda British Talent Cup

RACE 1 - STATISTICS

Competitors Started	29
Planned Start	2021-07-31 @ 14:15:00.000
Actual Start	2021-07-31 @ 14:15:08.388
Finish Time	2021-07-31 @ 14:33:44.028
Track Length	2.3560mi.
Total Laps	378
Total Distance Covered	890.5693mi.

Session Fastest Lap History

NO	NAME	LAP TIME	TIME OF DAY	LAP	VEHICLE
24	Cormac BUCHANAN	1:24.448	14:18:02.708	2	Honda
7	Jamie LYONS	1:24.091	14:19:27.117	3	Honda
7	Jamie LYONS	1:24.015	14:22:15.321	5	Honda
74	Carter BROWN	1:23.664	14:22:15.588	5	Honda

Session Leader History

NO	NAME	FROM LAP	LAPS LED	DISTANCE	VEHICLE
7	Jamie LYONS	1	1	2.35 miles	Honda
24	Cormac BUCHANAN	2	1	2.35 miles	Honda
7	Jamie LYONS	3	4	9.42 miles	Honda
74	Carter BROWN	7	2	4.71 miles	Honda
24	Cormac BUCHANAN	9	4	9.42 miles	Honda
15	Harrison CROSBY	13	1	2.35 miles	Honda
74	Carter BROWN	14	1	2.35 miles	Honda

Flag History

TYPE	TIME OF DAY
GREEN	14:15:08.388
FINISH	14:33:44.028

Flag Statistics

TYPE	COUNT	TOTAL LAPS	TOTAL TIME
Green	1	14	21:41.456
Red	0	0	0.000
Safety Car	0	0	0.000
FCY	0	0	0.000

Weather / Track : Cloudy / Dry

Results can be found at www.tsl-timing.com

Thruxton
Circuit Length = 2.3560 miles
Start: 14:15 Flag 14:33 End: 14:36

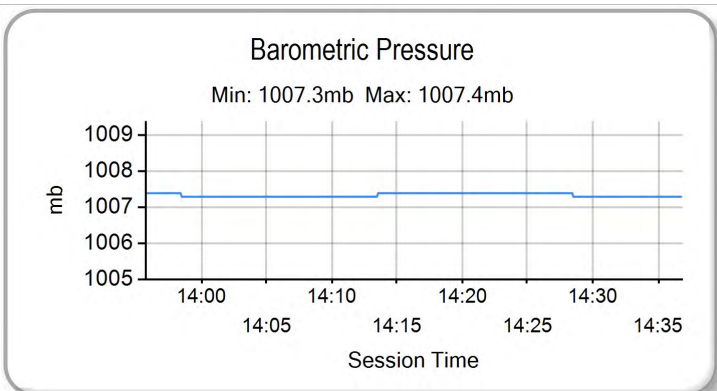
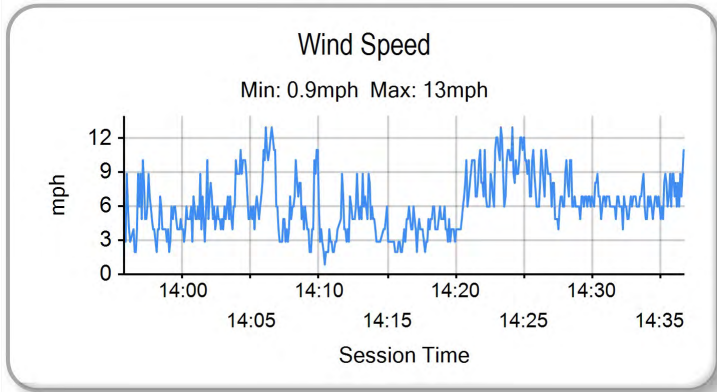
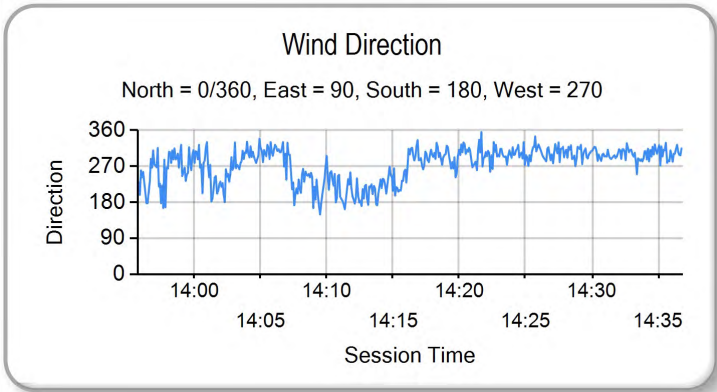
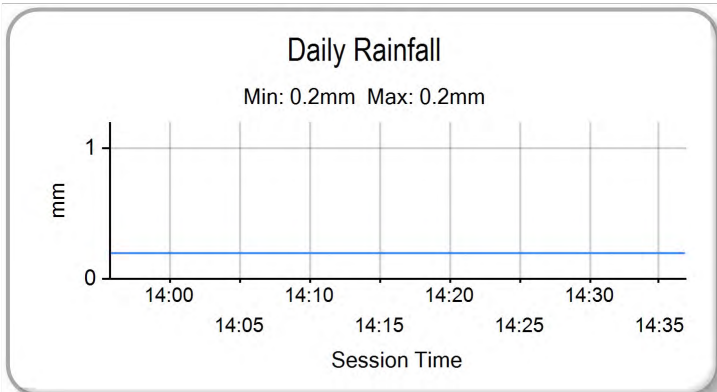
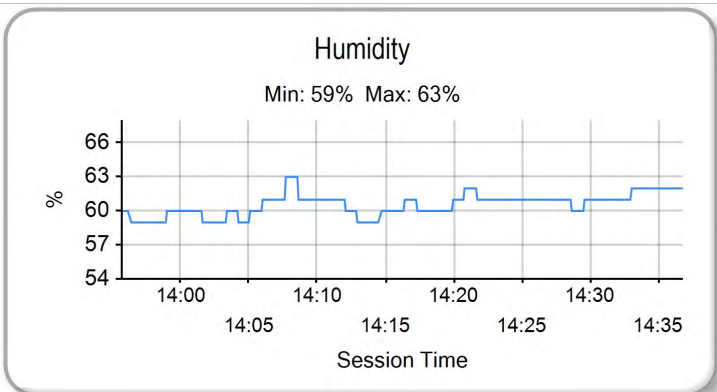
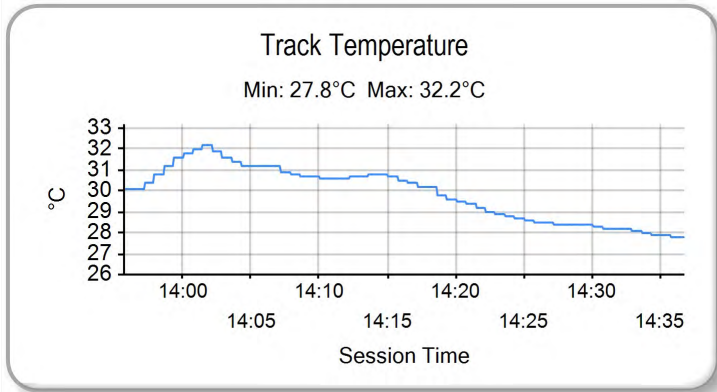
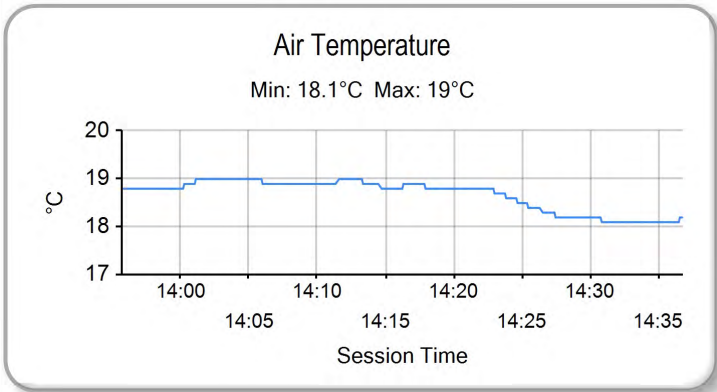
Printed - 14:48 Saturday, 31 July 2021

MCRCB BULLETIN TK172

2021 Bennetts British Superbike Championship - Round 4

2021 Honda British Talent Cup

RACE 1 - WEATHER CONDITIONS



Weather / Track : Cloudy / Dry

Thruxton
Circuit Length = 2.3560 miles
Start: 14:15 Flag 14:33 End: 14:36

Results can be found at www.tsl-timing.com

Printed - 14:50 Saturday, 31 July 2021

**2021 Honda British Talent Cup
RIDERS POINTS AFTER ROUND 7**

		TOTAL	GAP	DIFF																			Wins	Seconds	Thirds		
					1	2	3	4	5	6	7	8	9	10	11	12	13	14	15	16	17	18					
					25th-27th June	Oulton Park International	9th-11th July	Knockhill	23rd-25th July	Brands Hatch GP	30th July-1st August	Thruxton	13th-15th August	Donington Park National	27th-29th August	Silverstone GP	3rd-5th September	Snetterton 300	10th-12th September	Silverstone National	1st-3rd October	Donington Park GP					
1	Evan BELFORD (Honda)	141			20	16	25	25	20	25	10														3	2	1
2	Carter BROWN (Honda)	110	31		16	20		11	25	13	25														2	1	1
3	Johnny GARNES (Honda)	91	50	19	11	13	20	20	11	16															0	2	1
4	James COOK (Honda)	76	65	15		5	11	13	16	20	11														0	1	1
5	Cormac BUCHANAN (Honda)	66	75	10		11	13	16	10		16														0	0	2
6	Jamie LYONS (Honda)	66	75	0	8	9	6	6	8	9	20														0	1	0
7	Ollie WALKER (Honda)	58	83	8	10		8	10	7	10	13														0	0	0
8	Casey O'GORMAN (Honda)	50	91	8	25	25																			2	0	0
9	Harrison CROSBY (Honda)	46	95	4	9	10	16		6	5															0	0	1
10	Ryan HITCHCOCK (Honda)	44	97	2	13			7	13	11															0	0	0
11	Bailey STUART-CAMPBELL (Honda)	34	107	10		6	9	9	4	6															0	0	0
12	Sullivan MOUNSEY (Honda)	31	110	3		8			9	7	7														0	0	0
13	Kiyano VEIJER (Honda)	30	111	1			7	8	3	4	8														0	0	0
14	Troy JEFFREY (Honda)	30	111	0	4	7	10				9														0	0	0
15	Rossi BANHAM (Honda)	22	119	8			5		5	8	4														0	0	0
16	Mason JOHNSON (Honda)	17	124	5	7	4	1	5																	0	0	0
17	Rhys STEPHENSON (Honda)	14	127	3	5	1			1	2	5														0	0	0
18	Rossi DOBSON (Honda)	13	128	1	6		2	3	2																0	0	0
19	Luca HOPKINS (Honda)	13	128	0	1	2	3	4		1	2														0	0	0
20	Lucas BROWN (Honda)	12	129	1	2			1		3	6														0	0	0
21	Harrison MACKAY (Honda)	7	134	5	3	3					1														0	0	0
22	Harley McCABE (Honda)	5	136	2				2			3														0	0	0
21	Lucas HILL (Honda)	4	137	1			4																		0	0	0

RACE 2 - GRID (14 Laps) - PROVISIONAL

ROW 10	29	51	Holly HARRIS	1:28.956	28	66	Rossi DOBSON	1:28.227				
ROW 9	27	22	Anthony EAGLE	1:28.224	26	12	Josh BANNISTER	1:28.037	25	65	Alexander ROWAN	1:27.948
ROW 8	24	44	Lucas HILL	1:27.655	23	2	Rhys COATES	1:27.536	22	69	Eli BANISH	1:27.511
ROW 7	21	5	Mason JOHNSON	1:27.502	20	61	Harrison MACKAY	1:27.386	19	79	Harley McCABE	1:27.157
ROW 6	18	14	Evann PENDRILL	1:26.843	17	41	Luca HOPKINS	1:26.668	16	8	Ross MOORE	1:26.660
ROW 5	15	96	Rossi BANHAM	1:25.937	14	4	Sullivan MOUNSEY	1:25.863	13	29	Lucas BROWN	1:25.819
ROW 4	12	21	Troy JEFFREY	1:25.750	11	23	Rhys STEPHENSON	1:25.741	10	53	Kiyano VEIJER	1:25.618
ROW 3	9	9	Bailey STUART-CAMPBELL	1:24.858	8	34	James COOK	1:24.794	7	57	Johnny GARNES	1:24.699
ROW 2	6	52	Evan BELFORD	1:24.582	5	24	Cormac BUCHANAN	1:24.448	4	15	Harrison CROSBY	1:24.078
ROW 1	3	7	Jamie LYONS	1:24.015	2	48	Ollie WALKER	1:23.996	1	74	Carter BROWN	1:23.664
Pole												

These results are provisional until the conclusion of any judicial and technical matters.

Thruxton
Circuit Length = 2.3560 miles

Race Director : Stuart Higgs	Stewards :	Timekeeper : Richard Evans
------------------------------	------------	----------------------------

Results can be found at www.britishsuperbike.com

Printed - 14:55 Saturday, 31 July 2021



POS	NO	NAME	NAT	ENTRY	TIME	ON	LAPS	GAP	DIFF	MPH
1	7	Jamie LYONS	GBR	Honda - C&M Motors Ltd / Tooltec Racing	1:24.070	6	6			100.88
2	48	Ollie WALKER	GBR	Honda - Moto Rapido / SP125 Racing	1:24.236	5	6	0.166	0.166	100.68
3	74	Carter BROWN	GBR	Honda - City Lifting by RS Racing	1:24.262	5	6	0.192	0.026	100.65
4	57	Johnny GARNES	GBR	Honda - City Lifting by RS Racing	1:24.321	5	6	0.251	0.059	100.58
5	24	Cormac BUCHANAN	NZL	Honda - Microlise Cresswell Racing	1:24.784	6	6	0.714	0.463	100.03
6	15	Harrison CROSBY	GBR	Honda - Banks Racing	1:25.082	3	6	1.012	0.298	99.68
7	52	Evan BELFORD	GBR	Honda - City Lifting by RS Racing	1:25.304	3	6	1.234	0.222	99.42
8	4	Sullivan MOUNSEY	GBR	Honda - iForce Lloyd & Jones	1:25.629	5	6	1.559	0.325	99.05
9	34	James COOK	GBR	Honda - Wilson Racing	1:25.838	5	6	1.768	0.209	98.80
10	53	Kiyano VEIJER	NLD	Honda - Microlise Cresswell Racing	1:25.950	6	6	1.880	0.112	98.68
11	29	Lucas BROWN	GBR	Honda - Amphibian Scaffolding / SP125 Racing	1:26.193	6	6	2.123	0.243	98.40
12	96	Rossi BANHAM	GBR	Honda - MJL Racing	1:26.279	5	6	2.209	0.086	98.30
13	12	Josh BANNISTER	GBR	Honda - Dunsley Heat Racing	1:26.381	4	6	2.311	0.102	98.18
14	23	Rhys STEPHENSON	GBR	Honda - Rocket Racing	1:26.620	5	6	2.550	0.239	97.91
15	79	Harley McCABE	GBR	Honda - MLav VisionTrack Academy	1:26.673	6	6	2.603	0.053	97.85
16	14	Evann PENDRILL	GBR	Honda - EPRacing / SP125 Racing	1:26.739	5	6	2.669	0.066	97.78
17	5	Mason JOHNSON	GBR	Honda - Johnson Racing	1:26.866	4	6	2.796	0.127	97.64
18	21	Troy JEFFREY	GBR	Honda - Stiggymotorsport	1:27.065	5	6	2.995	0.199	97.41
19	66	Rossi DOBSON	GBR	Honda - WM Racing	1:27.311	5	6	3.241	0.246	97.14
20	61	Harrison MACKAY	GBR	Honda - True Heros Racing / Super Soco	1:27.373	6	6	3.303	0.062	97.07
21	2	Rhys COATES	GBR	Honda - Ernie Coates Race Support / SP125 Racing	1:27.400	5	6	3.330	0.027	97.04
22	41	Luca HOPKINS	GBR	Honda - Wilson Racing	1:27.785	6	6	3.715	0.385	96.61
23	44	Lucas HILL	GBR	Honda - Ashcourt Racing	1:28.301	6	6	4.231	0.516	96.05
24	69	Eli BANISH	USA	Honda - Team Thorneycroft Racing	1:28.830	6	6	4.760	0.529	95.48
25	22	Anthony EAGLE	UZB	Honda - Microlise Cresswell Racing	1:29.323	6	6	5.253	0.493	94.95
26	51	Holly HARRIS	GBR	Honda - MJL Racing	1:29.587	4	6	5.517	0.264	94.67
27	65	Alexander ROWAN	GBR	Honda - Victoria House Mortimer Racing	1:33.127	5	5	9.057	3.540	91.07

Weather / Track : Cloudy / Dry

These results are provisional until the conclusion of any judicial and technical matters.

Thruxton

Circuit Length = 2.3560 miles

Start: 09:08 Flag 09:16 End: 09:17

Race Director : Stuart Higgs	Stewards :	Timekeeper : Richard Evans
------------------------------	------------	----------------------------

Results can be found at www.britishsuperbike.com

Printed - 09:19 Sunday, 01 August 2021

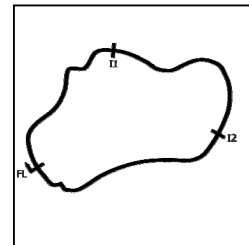


MCRCB BULLETIN TK253

2021 Bennetts British Superbike Championship - Round 4

2021 Honda British Talent Cup

WARM UP - SECTOR ANALYSIS



SECTOR 1 = FL to I1, SECTOR 2 = I1 to I2, SECTOR 3 = I2 to FL, DIFF = Difference To Personal Best Lap, P = Crossed Finish Line in Pit Lane, D = Time Disallowed

P1		7		Jamie LYONS			Honda - C&M Motors Ltd / Tooltec Racing					
IDEAL LAP TIME :		1:24.000		BEST LAP TIME :			1:24.070					
DIFFERENCE :		0.070										
LAP	SECTOR 1	SECTOR 2	SECTOR 3	LAP TIME	MPH	DIFF	TIME OF DAY					
1 -	OUTLAP	96.1	25.611	111.4	35.366	97.2		09:09:47.027				
2 -	29.423	100.7	23.950	116.9	33.818	97.9	1:27.191	97.27	3.121	09:11:14.218		
3 -	29.081	100.0	23.079	117.9	34.093	98.8	1:26.253 (3)	98.33	2.183	09:12:40.471		
4 -	28.473	101.2	23.623	115.9	34.688	98.8	1:26.784	97.73	2.714	09:14:07.255		
5 -	28.968	101.0	22.767	118.9	33.071	99.4	1:24.806 (2)	100.01	0.736	09:15:32.061		
6 -	28.162	101.6	22.828	117.9	33.080	99.5	1:24.070 (1)	100.88		09:16:56.131		

P2		48		Ollie WALKER			Honda - Moto Rapido / SP125 Racing					
IDEAL LAP TIME :		1:24.236		BEST LAP TIME :			1:24.236					
DIFFERENCE :		0.000										
LAP	SECTOR 1	SECTOR 2	SECTOR 3	LAP TIME	MPH	DIFF	TIME OF DAY					
1 -	OUTLAP	99.1	23.947	115.9	34.859	98.1		09:09:41.699				
2 -	29.278	102.2	22.944	121.5	33.539	101.5	1:25.761	98.89	1.525	09:11:07.460		
3 -	28.798	103.8	23.477	118.3	33.620	101.3	1:25.895	98.74	1.659	09:12:33.355		
4 -	28.663	103.5	22.985	118.1	33.478	100.7	1:25.126 (3)	99.63	0.890	09:13:58.481		
5 -	28.109	104.5	22.773	119.6	33.354	100.4	1:24.236 (1)	100.68		09:15:22.717		
6 -	28.201	103.2	22.940	119.6	33.551	100.9	1:24.692 (2)	100.14	0.456	09:16:47.409		

P3		74		Carter BROWN			Honda - City Lifting by RS Racing					
IDEAL LAP TIME :		1:24.149		BEST LAP TIME :			1:24.262					
DIFFERENCE :		0.113										
LAP	SECTOR 1	SECTOR 2	SECTOR 3	LAP TIME	MPH	DIFF	TIME OF DAY					
1 -	OUTLAP	98.6	24.146	116.9	34.180	100.0		09:09:39.335				
2 -	29.071	100.3	23.680	118.1	33.771	101.0	1:26.522	98.02	2.260	09:11:05.857		
3 -	28.620	101.6	23.157	117.9	33.737	100.0	1:25.514 (3)	99.18	1.252	09:12:31.371		
4 -	28.116	101.2	23.779	115.7	34.543	100.6	1:26.438	98.12	2.176	09:13:57.809		
5 -	28.229	102.6	22.795	119.8	33.238	100.1	1:24.262 (1)	100.65		09:15:22.071		
6 -	28.213	101.5	23.138	118.7	33.412	100.0	1:24.763 (2)	100.06	0.501	09:16:46.834		

P4		57		Johnny GARNESS			Honda - City Lifting by RS Racing					
IDEAL LAP TIME :		1:24.067		BEST LAP TIME :			1:24.321					
DIFFERENCE :		0.254										
LAP	SECTOR 1	SECTOR 2	SECTOR 3	LAP TIME	MPH	DIFF	TIME OF DAY					
1 -	OUTLAP	100.3	25.328	119.8	34.608	103.5		09:09:47.548				
2 -	29.468	102.2	24.234	121.5	33.720	101.6	1:27.422	97.01	3.101	09:11:14.970		
3 -	28.905	105.6	23.145	122.0	33.009	103.8	1:25.059 (3)	99.71	0.738	09:12:40.029		
4 -	28.458	106.0	23.519	120.9	33.554	104.3	1:25.531	99.16	1.210	09:14:05.560		
5 -	28.332	105.8	22.937	123.5	33.052	104.6	1:24.321 (1)	100.58		09:15:29.881		
6 -	28.198	105.5	22.860	124.9	33.829	105.3	1:24.887 (2)	99.91	0.566	09:16:54.768		

P5		24		Cormac BUCHANAN			Honda - Microlise Cresswell Racing					
IDEAL LAP TIME :		1:24.381		BEST LAP TIME :			1:24.784					
DIFFERENCE :		0.403										
LAP	SECTOR 1	SECTOR 2	SECTOR 3	LAP TIME	MPH	DIFF	TIME OF DAY					
1 -	OUTLAP	95.3	24.567	110.0	34.515	100.0		09:09:39.759				
2 -	29.243	99.8	23.460	116.5	33.715	100.4	1:26.418	98.14	1.634	09:11:06.177		
3 -	28.933	102.6	23.104	117.7	33.339	100.1	1:25.376 (3)	99.34	0.592	09:12:31.553		
4 -	28.207	101.0	23.614	113.9	33.938	97.9	1:25.759	98.90	0.975	09:13:57.312		
5 -	28.403	101.2	22.904	116.5	33.691	99.1	1:24.998 (2)	99.78	0.214	09:15:22.310		
6 -	28.138	102.6	23.188	118.3	33.458	99.7	1:24.784 (1)	100.03		09:16:47.094		

Weather / Track : Cloudy / Dry

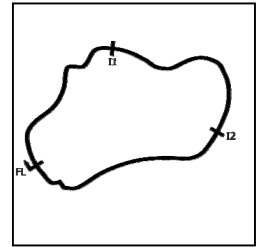
Thruxton
Circuit Length = 2.3560 miles
Start: 09:08 Flag 09:16 End: 09:17

MCRCB BULLETIN TK253

2021 Bennetts British Superbike Championship - Round 4

2021 Honda British Talent Cup

WARM UP - SECTOR ANALYSIS



SECTOR 1 = FL to I1, SECTOR 2 = I1 to I2, SECTOR 3 = I2 to FL, DIFF = Difference To Personal Best Lap, P = Crossed Finish Line in Pit Lane, D = Time Disallowed

P6 15 Harrison CROSBY		Honda - Banks Racing					
IDEAL LAP TIME : 1:24.621		BEST LAP TIME : 1:25.082		DIFFERENCE : 0.461			
LAP	SECTOR 1	SECTOR 2	SECTOR 3	LAP TIME	MPH	DIFF	TIME OF DAY
1 -	OUTLAP	94.7	24.756	114.9	35.206	97.3	09:09:44.879
2 -	29.074	101.0	23.449	118.3	33.807	99.8	1:26.330 98.24 1.248 09:11:11.209
3 -	28.714	102.2	22.947	118.9	33.421	100.0	1:25.082 (1) 99.68 09:12:36.291
4 -	28.735	98.5	23.243	119.6	33.250	100.4	1:25.228 (3) 99.51 09:14:01.519
5 -	28.424	102.9	23.142	120.0	33.624	100.1	1:25.190 (2) 99.56 09:15:26.709
6 -	29.064	99.4	23.442	115.9	34.353	98.3	1:26.859 97.64 1.777 09:16:53.568

P7 52 Evan BELFORD		Honda - City Lifting by RS Racing					
IDEAL LAP TIME : 1:24.766		BEST LAP TIME : 1:25.304		DIFFERENCE : 0.538			
LAP	SECTOR 1	SECTOR 2	SECTOR 3	LAP TIME	MPH	DIFF	TIME OF DAY
1 -	OUTLAP	96.8	24.452	118.7	34.672	99.2	09:09:44.724
2 -	28.988	101.3	23.126	119.4	33.756	99.7	1:25.870 (3) 98.77 0.566 09:11:10.594
3 -	28.881	102.4	23.004	119.8	33.419	101.6	1:25.304 (1) 99.42 09:12:35.898
4 -	29.112	101.9	22.980	120.6	33.288	101.6	1:25.380 (2) 99.33 0.076 09:14:01.278
5 -	28.498	103.2	23.132	118.9	34.366	100.4	1:25.996 98.62 0.692 09:15:27.274
6 -	29.248	98.5	23.002	120.0	34.105	102.2	1:26.355 98.21 1.051 09:16:53.629

P8 4 Sullivan MOUNSEY		Honda - iForce Lloyd & Jones					
IDEAL LAP TIME : 1:25.530		BEST LAP TIME : 1:25.629		DIFFERENCE : 0.099			
LAP	SECTOR 1	SECTOR 2	SECTOR 3	LAP TIME	MPH	DIFF	TIME OF DAY
1 -	OUTLAP	101.2	24.072	110.3	35.616	101.2	09:09:40.950
2 -	29.229	101.3	23.631	118.3	33.896	102.1	1:26.756 (3) 97.76 1.127 09:11:07.706
3 -	29.638	98.9	23.661	118.7	33.764	101.0	1:27.063 97.41 1.434 09:12:34.769
4 -	28.675	103.4	23.400	122.4	33.599	100.3	1:25.674 (2) 98.99 0.045 09:14:00.443
5 -	28.690	104.5	23.256	118.3	33.683	99.7	1:25.629 (1) 99.05 09:15:26.072
6 -	29.843	101.2	23.399	118.3	34.155	99.1	1:27.397 97.04 1.768 09:16:53.469

P9 34 James COOK		Honda - Wilson Racing					
IDEAL LAP TIME : 1:25.837		BEST LAP TIME : 1:25.838		DIFFERENCE : 0.001			
LAP	SECTOR 1	SECTOR 2	SECTOR 3	LAP TIME	MPH	DIFF	TIME OF DAY
1 -	OUTLAP	96.5	25.098	110.3	35.706	95.8	09:09:40.832
2 -	30.184	98.8	23.362	119.1	34.098	97.1	1:27.644 96.77 1.806 09:11:08.476
3 -	29.270	100.7	23.729	117.9	34.122	97.2	1:27.121 97.35 1.283 09:12:35.597
4 -	29.062	96.6	23.245	117.9	34.048	97.8	1:26.355 (2) 98.21 0.517 09:14:01.952
5 -	28.616	102.2	23.246	116.9	33.976	98.5	1:25.838 (1) 98.80 09:15:27.790
6 -	29.290	100.7	23.435	119.6	34.327	98.5	1:27.052 (3) 97.43 1.214 09:16:54.842

P10 53 Kiyano VEIJER		Honda - Microlise Cresswell Racing					
IDEAL LAP TIME : 1:25.950		BEST LAP TIME : 1:25.950		DIFFERENCE : 0.000			
LAP	SECTOR 1	SECTOR 2	SECTOR 3	LAP TIME	MPH	DIFF	TIME OF DAY
1 -	OUTLAP	96.9	25.148	114.1	35.712	100.6	09:09:44.403
2 -	30.087	101.2	23.971	116.3	34.908	101.3	1:28.966 95.33 3.016 09:11:13.369
3 -	29.193	102.1	23.586	116.9	34.510	102.6	1:27.289 (3) 97.16 1.339 09:12:40.658
4 -	28.933	102.1	23.443	118.1	34.275	102.9	1:26.651 (2) 97.88 0.701 09:14:07.309
5 -	29.517	101.0	23.645	117.7	34.183	100.3	1:27.345 97.10 1.395 09:15:34.654
6 -	28.659	102.2	23.270	117.1	34.021	101.0	1:25.950 (1) 98.68 09:17:00.604

Weather / Track : Cloudy / Dry

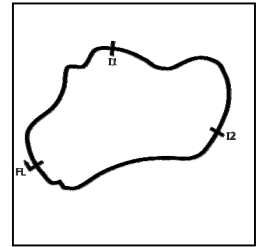
Thruxton
Circuit Length = 2.3560 miles
Start: 09:08 Flag 09:16 End: 09:17

MCRCB BULLETIN TK253

2021 Bennetts British Superbike Championship - Round 4

2021 Honda British Talent Cup

WARM UP - SECTOR ANALYSIS



SECTOR 1 = FL to I1, SECTOR 2 = I1 to I2, SECTOR 3 = I2 to FL, DIFF = Difference To Personal Best Lap, P = Crossed Finish Line in Pit Lane, D = Time Disallowed

P11 29		Lucas BROWN					Honda - Amphibian Scaffolding / SP125 Racing				
IDEAL LAP TIME : 1:25.915		BEST LAP TIME : 1:26.193					DIFFERENCE : 0.278				
LAP	SECTOR 1	SECTOR 2		SECTOR 3		LAP TIME	MPH	DIFF	TIME OF DAY		
1 -	OUTLAP	97.1	24.828	110.7	35.772	96.2			09:09:39.149		
2 -	30.191	99.7	23.773	116.5	34.187	98.5	1:28.151	96.21	1.958	09:11:07.300	
3 -	30.087	97.6	24.167	114.3	33.723	96.9	1:27.977	96.40	1.784	09:12:35.277	
4 -	29.448	96.6	24.029	116.1	33.822	99.1	1:27.299 (3)	97.15	1.106	09:14:02.576	
5 -	28.956	101.8	23.381	117.3	34.239	97.5	1:26.576 (2)	97.96	0.383	09:15:29.152	
6 -	28.889	101.3	23.303	119.8	34.001	98.9	1:26.193 (1)	98.40		09:16:55.345	

P12 96		Rossi BANHAM					Honda - MJL Racing				
IDEAL LAP TIME : 1:25.982		BEST LAP TIME : 1:26.279					DIFFERENCE : 0.297				
LAP	SECTOR 1	SECTOR 2		SECTOR 3		LAP TIME	MPH	DIFF	TIME OF DAY		
1 -	OUTLAP	97.8	24.016	114.1	35.364	95.0			09:09:38.932		
2 -	29.366	99.5	23.644	114.9	34.591	98.1	1:27.601	96.82	1.322	09:11:06.533	
3 -	29.603	100.1	23.526	116.5	33.958	99.7	1:27.087 (3)	97.39	0.808	09:12:33.620	
4 -	29.075	100.6	23.450	116.9	33.807	99.2	1:26.332 (2)	98.24	0.053	09:13:59.952	
5 -	28.751	100.6	23.424	114.7	34.104	98.6	1:26.279 (1)	98.30		09:15:26.231	
6 -	30.206	94.9	23.566	118.5	33.853	99.7	1:27.625	96.79	1.346	09:16:53.856	

P13 12		Josh BANNISTER					Honda - Dunsley Heat Racing				
IDEAL LAP TIME : 1:26.381		BEST LAP TIME : 1:26.381					DIFFERENCE : 0.000				
LAP	SECTOR 1	SECTOR 2		SECTOR 3		LAP TIME	MPH	DIFF	TIME OF DAY		
1 -	OUTLAP	96.0	24.652	115.3	35.443	97.8			09:09:35.678		
2 -	30.417	98.6	23.963	114.1	35.005	97.9	1:29.385	94.88	3.004	09:11:05.063	
3 -	30.966	100.1	23.662	117.3	34.441	98.5	1:29.069	95.22	2.688	09:12:34.132	
4 -	29.162	101.0	23.299	119.1	33.920	98.6	1:26.381 (1)	98.18		09:14:00.513	
5 -	29.245	102.2	23.419	120.9	34.417	98.9	1:27.081 (2)	97.39	0.700	09:15:27.594	
6 -	29.319	98.8	23.828	118.1	34.496	100.0	1:27.643 (3)	96.77	1.262	09:16:55.237	

P14 23		Rhys STEPHENSON					Honda - Rocket Racing				
IDEAL LAP TIME : 1:26.260		BEST LAP TIME : 1:26.620					DIFFERENCE : 0.360				
LAP	SECTOR 1	SECTOR 2		SECTOR 3		LAP TIME	MPH	DIFF	TIME OF DAY		
1 -	OUTLAP	94.7	24.875	112.4	36.391	95.4			09:09:36.345		
2 -	29.820	98.2	24.014	113.3	35.005	95.8	1:28.839	95.47	2.219	09:11:05.184	
3 -	30.246	100.0	23.451	116.1	34.199	97.6	1:27.896	96.49	1.276	09:12:33.080	
4 -	28.902	100.0	23.659	116.5	34.142	97.9	1:26.703 (2)	97.82	0.083	09:13:59.783	
5 -	29.039	102.6	23.399	117.3	34.182	100.0	1:26.620 (1)	97.91		09:15:26.403	
6 -	30.059	97.3	23.620	119.6	33.959	100.4	1:27.638 (3)	96.78	1.018	09:16:54.041	

P15 79		Harley McCABE					Honda - MLav VisionTrack Academy				
IDEAL LAP TIME : 1:26.664		BEST LAP TIME : 1:26.673					DIFFERENCE : 0.009				
LAP	SECTOR 1	SECTOR 2		SECTOR 3		LAP TIME	MPH	DIFF	TIME OF DAY		
1 -	OUTLAP	96.6	25.594	116.7	35.959	99.7			09:09:46.601		
2 -	30.347	101.0	24.326	118.9	34.331	101.2	1:29.004	95.29	2.331	09:11:15.605	
3 -	29.917	99.5	24.403	118.9	33.898	102.6	1:28.218	96.14	1.545	09:12:43.823	
4 -	29.437	101.5	23.754	118.5	34.094	100.4	1:27.285 (3)	97.17	0.612	09:14:11.108	
5 -	29.233	101.3	23.779	118.5	33.861	101.3	1:26.873 (2)	97.63	0.200	09:15:37.981	
6 -	29.078	100.3	23.725	117.5	33.870	101.3	1:26.673 (1)	97.85		09:17:04.654	

Weather / Track : Cloudy / Dry

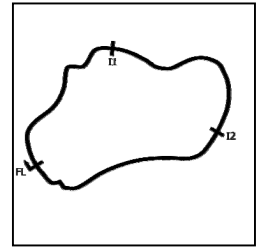
Thruxton
Circuit Length = 2.3560 miles
Start: 09:08 Flag 09:16 End: 09:17

MCRCB BULLETIN TK253

2021 Bennetts British Superbike Championship - Round 4

2021 Honda British Talent Cup

WARM UP - SECTOR ANALYSIS



SECTOR 1 = FL to I1, SECTOR 2 = I1 to I2, SECTOR 3 = I2 to FL, DIFF = Difference To Personal Best Lap, P = Crossed Finish Line in Pit Lane, D = Time Disallowed

P16 14		Evann PENDRILL					Honda - EPRacing / SP125 Racing			
IDEAL LAP TIME : 1:26.739		BEST LAP TIME : 1:26.739					DIFFERENCE : 0.000			
LAP	SECTOR 1	SECTOR 2		SECTOR 3		LAP TIME	MPH	DIFF	TIME OF DAY	
1 -	OUTLAP	92.0	25.639	112.4	35.865	97.2			09:09:48.896	
2 -	30.324	97.1	23.991	115.1	35.557	95.8	1:29.872	94.37	3.133	09:11:18.768
3 -	29.635	98.9	23.790	112.7	34.561	96.9	1:27.986 (2)	96.39	1.247	09:12:46.754
4 -	29.292	97.9	24.290	115.5	34.517	97.9	1:28.099 (3)	96.27	1.360	09:14:14.853
5 -	28.820	98.2	23.653	117.3	34.266	96.5	1:26.739 (1)	97.78		09:15:41.592
6 -	30.324	94.3	23.955	114.5	34.434	97.2	1:28.713	95.60	1.974	09:17:10.305

P17 5		Mason JOHNSON					Honda - Johnson Racing			
IDEAL LAP TIME : 1:26.639		BEST LAP TIME : 1:26.866					DIFFERENCE : 0.227			
LAP	SECTOR 1	SECTOR 2		SECTOR 3		LAP TIME	MPH	DIFF	TIME OF DAY	
1 -	OUTLAP	96.0	24.836	112.7	35.600	97.6			09:09:35.436	
2 -	30.220	97.3	24.314	113.3	34.849	96.2	1:29.383	94.89	2.517	09:11:04.819
3 -	30.235	100.4	23.825	115.1	34.344	98.9	1:28.404	95.94	1.538	09:12:33.223
4 -	29.297	101.8	23.434	117.5	34.135	100.0	1:26.866 (1)	97.64		09:14:00.089
5 -	29.477	101.6	23.383	116.1	34.409	99.7	1:27.269 (3)	97.18	0.403	09:15:27.358
6 -	29.366	97.2	23.676	118.5	33.959	100.6	1:27.001 (2)	97.48	0.135	09:16:54.359

P18 21		Troy JEFFREY					Honda - Stiggymotorsport			
IDEAL LAP TIME : 1:27.065		BEST LAP TIME : 1:27.065					DIFFERENCE : 0.000			
LAP	SECTOR 1	SECTOR 2		SECTOR 3		LAP TIME	MPH	DIFF	TIME OF DAY	
1 -	OUTLAP	96.9	25.359	115.7	35.643	98.3			09:09:46.414	
2 -	29.971	99.8	24.146	118.1	34.664	98.3	1:28.781	95.53	1.716	09:11:15.195
3 -	30.032	100.4	24.048	117.5	34.181	100.9	1:28.261 (2)	96.09	1.196	09:12:43.456
4 -	29.589	100.0	23.867	116.9	35.072	98.1	1:28.528 (3)	95.80	1.463	09:14:11.984
5 -	29.550	100.7	23.472	119.1	34.043	101.0	1:27.065 (1)	97.41		09:15:39.049
6 -	29.953	98.5	24.278	113.7	35.797	94.9	1:30.028	94.21	2.963	09:17:09.077

P19 66		Rossi DOBSON					Honda - WM Racing			
IDEAL LAP TIME : 1:27.311		BEST LAP TIME : 1:27.311					DIFFERENCE : 0.000			
LAP	SECTOR 1	SECTOR 2		SECTOR 3		LAP TIME	MPH	DIFF	TIME OF DAY	
1 -	OUTLAP	91.8	25.743	114.3	35.857	98.5			09:09:47.594	
2 -	30.988	98.9	24.339	117.5	34.586	97.6	1:29.913	94.33	2.602	09:11:17.507
3 -	29.333	101.5	23.938	118.9	34.489	98.2	1:27.760 (2)	96.64	0.449	09:12:45.267
4 -	29.302	99.5	24.194	116.5	34.564	98.8	1:28.060 (3)	96.31	0.749	09:14:13.327
5 -	29.036	100.7	23.872	116.5	34.403	98.1	1:27.311 (1)	97.14		09:15:40.638
6 -	31.234	93.8	25.553	112.2	IN PIT		1:31.851 P	92.34	4.540	09:17:12.489

P20 61		Harrison MACKAY					Honda - True Heros Racing / Super Soco			
IDEAL LAP TIME : 1:27.373		BEST LAP TIME : 1:27.373					DIFFERENCE : 0.000			
LAP	SECTOR 1	SECTOR 2		SECTOR 3		LAP TIME	MPH	DIFF	TIME OF DAY	
1 -	OUTLAP	97.6	24.977	120.0	35.780	101.6			09:09:48.292	
2 -	31.262	100.3	24.349	121.5	35.125	101.6	1:30.736	93.47	3.363	09:11:19.028
3 -	30.143	100.9	23.925	119.8	34.420	101.6	1:28.488	95.85	1.115	09:12:47.516
4 -	29.538	102.1	23.726	118.3	35.140	101.5	1:28.404 (3)	95.94	1.031	09:14:15.920
5 -	29.893	101.9	23.984	119.8	34.477	100.9	1:28.354 (2)	95.99	0.981	09:15:44.274
6 -	29.484	101.8	23.571	120.2	34.318	100.6	1:27.373 (1)	97.07		09:17:11.647

Weather / Track : Cloudy / Dry

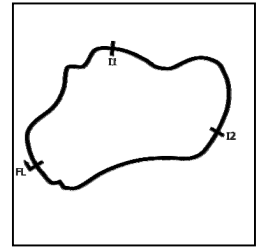
Thruxton
Circuit Length = 2.3560 miles
Start: 09:08 Flag 09:16 End: 09:17

MCRCB BULLETIN TK253

2021 Bennetts British Superbike Championship - Round 4

2021 Honda British Talent Cup

WARM UP - SECTOR ANALYSIS



SECTOR 1 = FL to I1, SECTOR 2 = I1 to I2, SECTOR 3 = I2 to FL, DIFF = Difference To Personal Best Lap, P = Crossed Finish Line in Pit Lane, D = Time Disallowed

P21 2 Rhys COATES		Honda - Ernie Coates Race Support / SP125 Racing								
IDEAL LAP TIME : 1:27.400		BEST LAP TIME : 1:27.400			DIFFERENCE : 0.000					
LAP	SECTOR 1	SECTOR 2		SECTOR 3		LAP TIME	MPH	DIFF	TIME OF DAY	
1 -	OUTLAP	96.4	24.919	115.3	36.836	96.9			09:09:45.610	
2 -	30.481	96.6	24.368	114.3	35.908	98.2	1:30.757	93.45	3.357	09:11:16.367
3 -	29.928	97.3	24.118	116.1	35.250	98.5	1:29.296	94.98	1.896	09:12:45.663
4 -	29.433	99.8	23.815	114.7	35.202	98.2	1:28.450 (3)	95.89	1.050	09:14:14.113
5 -	29.384	98.8	23.568	117.9	34.448	97.9	1:27.400 (1)	97.04		09:15:41.513
6 -	29.774	97.1	23.784	116.1	34.564	98.1	1:28.122 (2)	96.24	0.722	09:17:09.635

P22 41 Luca HOPKINS		Honda - Wilson Racing								
IDEAL LAP TIME : 1:27.573		BEST LAP TIME : 1:27.785			DIFFERENCE : 0.212					
LAP	SECTOR 1	SECTOR 2		SECTOR 3		LAP TIME	MPH	DIFF	TIME OF DAY	
1 -	OUTLAP	94.7	25.633	107.2	36.400	99.8			09:09:41.585	
2 -	30.079	99.2	24.256	113.1	35.102	99.2	1:29.437	94.83	1.652	09:11:11.022
3 -	29.428	100.9	23.724	114.7	34.701	97.9	1:27.853 (2)	96.54	0.068	09:12:38.875
4 -	29.516	98.3	24.139	115.5	34.541	99.8	1:28.196 (3)	96.16	0.411	09:14:07.071
5 -	29.652	99.7	23.856	112.4	34.825	99.8	1:28.333	96.01	0.548	09:15:35.404
6 -	29.308	98.2	23.825	114.7	34.652	98.6	1:27.785 (1)	96.61		09:17:03.189

P23 44 Lucas HILL		Honda - Ashcourt Racing								
IDEAL LAP TIME : 1:28.150		BEST LAP TIME : 1:28.301			DIFFERENCE : 0.151					
LAP	SECTOR 1	SECTOR 2		SECTOR 3		LAP TIME	MPH	DIFF	TIME OF DAY	
1 -	OUTLAP	92.9	26.158	109.4	36.220	96.4			09:09:51.182	
2 -	30.688	99.1	24.480	113.1	35.334	97.9	1:30.502	93.71	2.201	09:11:21.684
3 -	29.772	99.1	24.127	114.5	34.959	97.9	1:28.858 (2)	95.45	0.557	09:12:50.542
4 -	30.243	100.1	24.068	115.5	35.012	97.2	1:29.323 (3)	94.95	1.022	09:14:19.865
5 -	30.708	97.3	24.308	115.5	35.243	97.1	1:30.259	93.96	1.958	09:15:50.124
6 -	29.587	99.7	24.219	115.3	34.495	98.1	1:28.301 (1)	96.05		09:17:18.425

P24 69 Eli BANISH		Honda - Team Thorneycroft Racing								
IDEAL LAP TIME : 1:28.830		BEST LAP TIME : 1:28.830			DIFFERENCE : 0.000					
LAP	SECTOR 1	SECTOR 2		SECTOR 3		LAP TIME	MPH	DIFF	TIME OF DAY	
1 -	OUTLAP	94.5	25.420	108.7	36.911	90.5			09:09:46.697	
2 -	32.466	96.0	24.660	114.1	35.966	97.2	1:33.092	91.11	4.262	09:11:19.789
3 -	30.814	96.9	24.044	114.1	35.668	94.9	1:30.526 (3)	93.69	1.696	09:12:50.315
4 -	30.136	97.9	23.863	114.5	35.619	94.1	1:29.618 (2)	94.64	0.788	09:14:19.933
5 -	31.061	97.2	24.123	117.5	36.026	96.6	1:31.210	92.98	2.380	09:15:51.143
6 -	29.864	98.8	23.786	114.7	35.180	95.5	1:28.830 (1)	95.48		09:17:19.973

P25 22 Anthony EAGLE		Honda - Microlise Cresswell Racing								
IDEAL LAP TIME : 1:29.323		BEST LAP TIME : 1:29.323			DIFFERENCE : 0.000					
LAP	SECTOR 1	SECTOR 2		SECTOR 3		LAP TIME	MPH	DIFF	TIME OF DAY	
1 -	OUTLAP	94.5	25.688	112.0	36.317	97.6			09:09:47.493	
2 -	31.088	96.4	24.549	113.9	35.308	96.6	1:30.945	93.26	1.622	09:11:18.438
3 -	30.483	99.1	24.277	113.3	35.552	96.8	1:30.312 (2)	93.91	0.989	09:12:48.750
4 -	30.476	97.3	24.527	112.4	35.636	96.9	1:30.639 (3)	93.57	1.316	09:14:19.389
5 -	31.075	96.9	24.329	112.4	35.790	97.8	1:31.194	93.00	1.871	09:15:50.583
6 -	29.894	98.9	24.238	113.7	35.191	95.0	1:29.323 (1)	94.95		09:17:19.906

Weather / Track : Cloudy / Dry

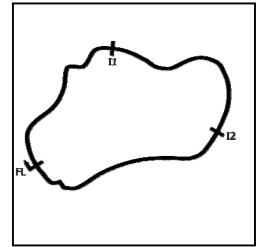
Thruxton
Circuit Length = 2.3560 miles
Start: 09:08 Flag 09:16 End: 09:17

MCRCB BULLETIN TK253

2021 Bennetts British Superbike Championship - Round 4

2021 Honda British Talent Cup

WARM UP - SECTOR ANALYSIS



SECTOR 1 = FL to I1, SECTOR 2 = I1 to I2, SECTOR 3 = I2 to FL, DIFF = Difference To Personal Best Lap, P = Crossed Finish Line in Pit Lane, D = Time Disallowed

P26 51		Holly HARRIS		Honda - MJL Racing			
IDEAL LAP TIME : 1:29.076		BEST LAP TIME : 1:29.587		DIFFERENCE : 0.511			
LAP	SECTOR 1	SECTOR 2	SECTOR 3	LAP TIME	MPH	DIFF	TIME OF DAY
1 -	OUTLAP	94.3	25.593	114.5	35.911	97.6	09:09:42.887
2 -	30.742	98.8	24.776	115.3	35.658	98.2	1:31.176 93.02 1.589 09:11:14.063
3 -	31.088	99.1	24.928	112.9	35.991	99.2	1:32.007 92.18 2.420 09:12:46.070
4 -	29.928	98.8	24.583	115.1	35.076	99.2	1:29.587 (1) 94.67 09:14:15.657
5 -	29.860	98.9	24.346	113.9	35.524	99.1	1:29.730 (3) 94.52 0.143 09:15:45.387
6 -	29.751	98.8	24.249	114.9	35.608	98.9	1:29.608 (2) 94.65 0.021 09:17:14.995

P27 65		Alexander ROWAN		Honda - Victoria House Mortimer Racing			
IDEAL LAP TIME : 1:33.127		BEST LAP TIME : 1:33.127		DIFFERENCE : 0.000			
LAP	SECTOR 1	SECTOR 2	SECTOR 3	LAP TIME	MPH	DIFF	TIME OF DAY
1 -	OUTLAP	93.8	26.607	109.1	37.619	96.0	09:09:54.366
2 -	33.535	94.9	26.015	110.3	37.537	95.8	1:37.087 87.36 3.960 09:11:31.453
3 -	33.014	94.9	25.422	110.5	36.976	96.4	1:35.412 (3) 88.89 2.285 09:13:06.865
4 -	32.413	95.4	25.307	114.1	36.682	96.6	1:34.402 (2) 89.84 1.275 09:14:41.267
5 -	31.818	97.8	24.796	114.3	36.513	96.8	1:33.127 (1) 91.07 09:16:14.394

Weather / Track : Cloudy / Dry

Thruxton
 Circuit Length = 2.3560 miles
 Start: 09:08 Flag 09:16 End: 09:17

MCRCB BULLETIN TK254**2021 Bennetts British Superbike Championship - Round 4****2021 Honda British Talent Cup****WARM UP - BEST SECTORS**

SECTOR 1			SECTOR 2			SECTOR 3			IDEAL / BEST COMPARISON						
POS	NO	NAME	TIME	NO	NAME	TIME	NO	NAME	TIME	POS	NO	NAME	IDEAL	BEST	DIFF
													PERFECT LAP	1:23.885	
1	48	WALKER	28.109	7	LYONS	22.767	57	GARNESS	33.009	1	7	LYONS	1:24.000	1:24.070	0.070
2	74	BROWN	28.116	48	WALKER	22.773	7	LYONS	33.071	2	57	GARNESS	1:24.067	1:24.321	0.254
3	24	BUCHANAN	28.138	74	BROWN	22.795	74	BROWN	33.238	3	74	BROWN	1:24.149	1:24.262	0.113
4	7	LYONS	28.162	57	GARNESS	22.860	15	CROSBY	33.250	4	48	WALKER	1:24.236	1:24.236	0.000
5	57	GARNESS	28.198	24	BUCHANAN	22.904	52	BELFORD	33.288	5	24	BUCHANAN	1:24.381	1:24.784	0.403
6	15	CROSBY	28.424	15	CROSBY	22.947	24	BUCHANAN	33.339	6	15	CROSBY	1:24.621	1:25.082	0.461
7	52	BELFORD	28.498	52	BELFORD	22.980	48	WALKER	33.354	7	52	BELFORD	1:24.766	1:25.304	0.538
8	34	COOK	28.616	34	COOK	23.245	4	MOUNSEY	33.599	8	4	MOUNSEY	1:25.530	1:25.629	0.099
9	53	VEIJER	28.659	4	MOUNSEY	23.256	29	BROWN	33.723	9	34	COOK	1:25.837	1:25.838	0.001
10	4	MOUNSEY	28.675	53	VEIJER	23.270	96	BANHAM	33.807	10	29	BROWN	1:25.915	1:26.193	0.278
11	96	BANHAM	28.751	12	BANNISTER	23.299	79	McCABE	33.861	11	53	VEIJER	1:25.950	1:25.950	0.000
12	14	PENDRILL	28.820	29	BROWN	23.303	12	BANNISTER	33.920	12	96	BANHAM	1:25.982	1:26.279	0.297
13	29	BROWN	28.889	5	JOHNSON	23.383	23	STEPHENSON	33.959	13	23	STEPHENSON	1:26.260	1:26.620	0.360
14	23	STEPHENSON	28.902	23	STEPHENSON	23.399	5	JOHNSON	33.959	14	12	BANNISTER	1:26.381	1:26.381	0.000
15	66	DOBSON	29.036	96	BANHAM	23.424	34	COOK	33.976	15	5	JOHNSON	1:26.639	1:26.866	0.227
16	79	McCABE	29.078	21	JEFFREY	23.472	53	VEIJER	34.021	16	79	McCABE	1:26.664	1:26.673	0.009
17	12	BANNISTER	29.162	2	COATES	23.568	21	JEFFREY	34.043	17	14	PENDRILL	1:26.739	1:26.739	0.000
18	5	JOHNSON	29.297	61	MACKAY	23.571	14	PENDRILL	34.266	18	21	JEFFREY	1:27.065	1:27.065	0.000
19	41	HOPKINS	29.308	14	PENDRILL	23.653	61	MACKAY	34.318	19	66	DOBSON	1:27.311	1:27.311	0.000
20	2	COATES	29.384	41	HOPKINS	23.724	66	DOBSON	34.403	20	61	MACKAY	1:27.373	1:27.373	0.000
21	61	MACKAY	29.484	79	McCABE	23.725	2	COATES	34.448	21	2	COATES	1:27.400	1:27.400	0.000
22	21	JEFFREY	29.550	69	BANISH	23.786	44	HILL	34.495	22	41	HOPKINS	1:27.573	1:27.785	0.212
23	44	HILL	29.587	66	DOBSON	23.872	41	HOPKINS	34.541	23	44	HILL	1:28.150	1:28.301	0.151
24	51	HARRIS	29.751	44	HILL	24.068	51	HARRIS	35.076	24	69	BANISH	1:28.830	1:28.830	0.000
25	69	BANISH	29.864	22	EAGLE	24.238	69	BANISH	35.180	25	51	HARRIS	1:29.076	1:29.587	0.511
26	22	EAGLE	29.894	51	HARRIS	24.249	22	EAGLE	35.191	26	22	EAGLE	1:29.323	1:29.323	0.000
27	65	ROWAN	31.818	65	ROWAN	24.796	65	ROWAN	36.513	27	65	ROWAN	1:33.127	1:33.127	0.000

Weather / Track : Cloudy / Dry

Thruxton

Circuit Length = 2.3560 miles

Start: 09:08 Flag 09:16 End: 09:17

Results can be found at www.tsl-timing.com

Printed - 09:21 Sunday, 01 August 2021

MCRCB BULLETIN TK255**2021 Bennetts British Superbike Championship - Round 4****2021 Honda British Talent Cup****WARM UP - BEST SPEEDS**

POS	INTERMEDIATE 1			INTERMEDIATE 2			FINISH LINE		
	NO	NAME	MPH	NO	NAME	MPH	NO	NAME	MPH
1	57	GARNESS	106.0	57	GARNESS	124.9	57	GARNESS	105.3
2	48	WALKER	104.5	4	MOUNSEY	122.4	53	VEIJER	102.9
3	4	MOUNSEY	104.5	48	WALKER	121.5	79	McCABE	102.6
4	52	BELFORD	103.2	61	MACKAY	121.5	52	BELFORD	102.2
5	15	CROSBY	102.9	12	BANNISTER	120.9	4	MOUNSEY	102.1
6	74	BROWN	102.6	52	BELFORD	120.6	61	MACKAY	101.6
7	24	BUCHANAN	102.6	15	CROSBY	120.0	48	WALKER	101.5
8	23	STEPHENSON	102.6	74	BROWN	119.8	74	BROWN	101.0
9	34	COOK	102.2	29	BROWN	119.8	21	JEFFREY	101.0
10	53	VEIJER	102.2	34	COOK	119.6	5	JOHNSON	100.6
11	12	BANNISTER	102.2	23	STEPHENSON	119.6	24	BUCHANAN	100.4
12	61	MACKAY	102.1	21	JEFFREY	119.1	15	CROSBY	100.4
13	29	BROWN	101.8	7	LYONS	118.9	23	STEPHENSON	100.4
14	5	JOHNSON	101.8	79	McCABE	118.9	12	BANNISTER	100.0
15	7	LYONS	101.6	66	DOBSON	118.9	41	HOPKINS	99.8
16	79	McCABE	101.5	96	BANHAM	118.5	96	BANHAM	99.7
17	66	DOBSON	101.5	5	JOHNSON	118.5	7	LYONS	99.5
18	41	HOPKINS	100.9	24	BUCHANAN	118.3	51	HARRIS	99.2
19	21	JEFFREY	100.7	53	VEIJER	118.1	29	BROWN	99.1
20	96	BANHAM	100.6	2	COATES	117.9	66	DOBSON	98.8
21	44	HILL	100.1	69	BANISH	117.5	34	COOK	98.5
22	2	COATES	99.8	14	PENDRILL	117.3	2	COATES	98.5
23	22	EAGLE	99.1	41	HOPKINS	115.5	44	HILL	98.1
24	51	HARRIS	99.1	44	HILL	115.5	14	PENDRILL	97.9
25	14	PENDRILL	98.9	51	HARRIS	115.3	22	EAGLE	97.8
26	69	BANISH	98.8	65	ROWAN	114.3	69	BANISH	97.2
27	65	ROWAN	97.8	22	EAGLE	113.9	65	ROWAN	96.8

Weather / Track : Cloudy / Dry

Thruxton

Circuit Length = 2.3560 miles

Start: 09:08 Flag 09:16 End: 09:17

Results can be found at www.tsl-timing.com

Printed - 09:22 Sunday, 01 August 2021

MCRCB BULLETIN TK256

2021 Bennetts British Superbike Championship - Round 4

2021 Honda British Talent Cup

WARM UP - STATISTICS

Competitors Started 27
Planned Start 2021-08-01 @ 09:08:00.000
Actual Start 2021-08-01 @ 09:08:00.285
Finish Time 2021-08-01 @ 09:16:00.285
Track Length 2.3560mi.
Total Laps 161
Total Distance Covered 379.3165mi.

Session Fastest Lap History

NO	NAME	LAP TIME	TIME OF DAY	LAP	VEHICLE
5	Mason JOHNSON	1:29.383	09:11:04.852	2	Honda
23	Rhys STEPHENSON	1:28.839	09:11:05.218	2	Honda
74	Carter BROWN	1:26.522	09:11:05.890	2	Honda
24	Cormac BUCHANAN	1:26.418	09:11:06.205	2	Honda
48	Ollie WALKER	1:25.761	09:11:07.491	2	Honda
74	Carter BROWN	1:25.514	09:12:31.404	3	Honda
24	Cormac BUCHANAN	1:25.376	09:12:31.581	3	Honda
52	Evan BELFORD	1:25.304	09:12:35.930	3	Honda
15	Harrison CROSBY	1:25.082	09:12:36.323	3	Honda
57	Johnny GARNESS	1:25.059	09:12:40.059	3	Honda
74	Carter BROWN	1:24.262	09:15:22.103	5	Honda
48	Ollie WALKER	1:24.236	09:15:22.749	5	Honda
7	Jamie LYONS	1:24.070	09:16:56.164	6	Honda

Flag History

TYPE	TIME OF DAY
GREEN	09:08:00.285
FINISH	09:16:00.285

Flag Statistics

TYPE	COUNT	TOTAL LAPS	TOTAL TIME
Green	1	6	9:57.956
Red	0	0	0.000
Safety Car	0	0	0.000
FCY	0	0	0.000

Weather / Track : Cloudy / Dry

Results can be found at www.tsl-timing.com

Thruxton
Circuit Length = 2.3560 miles
Start: 09:08 Flag 09:16 End: 09:17

Printed - 09:22 Sunday, 01 August 2021

MCRCB BULLETIN TK257

2021 Bennetts British Superbike Championship - Round 4

2021 Honda British Talent Cup

WARM UP - SESSION NOTES

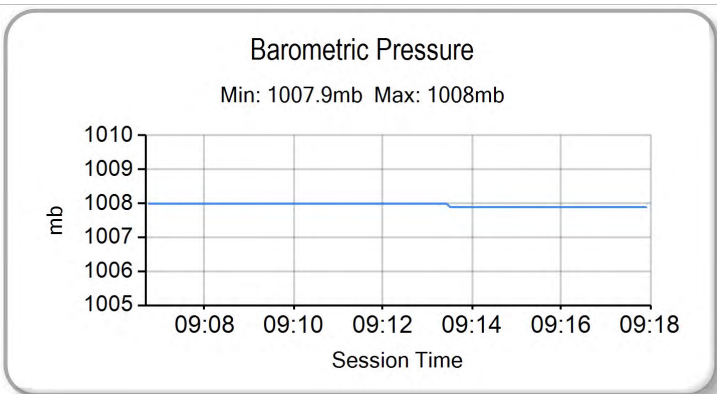
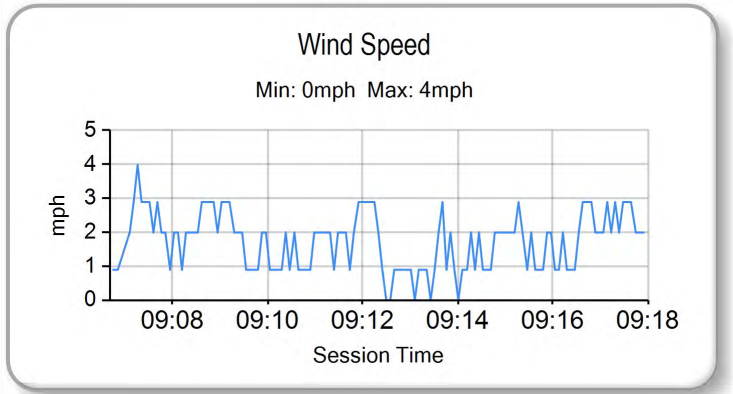
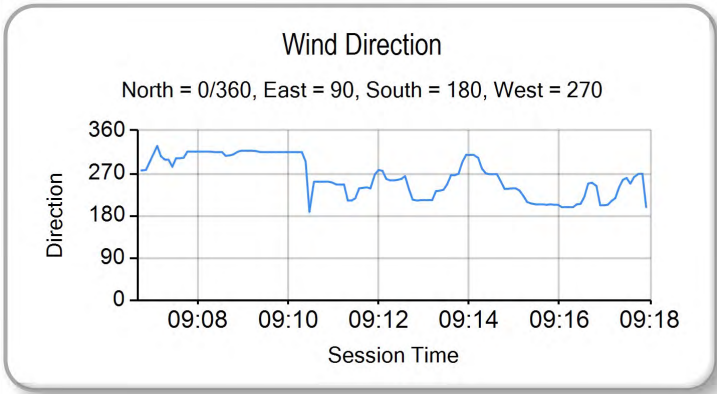
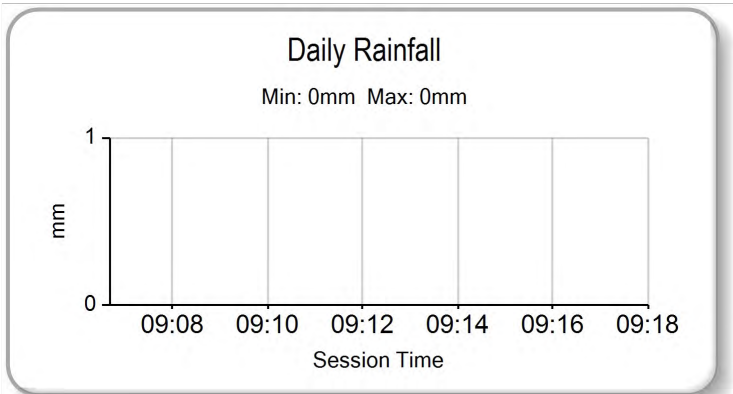
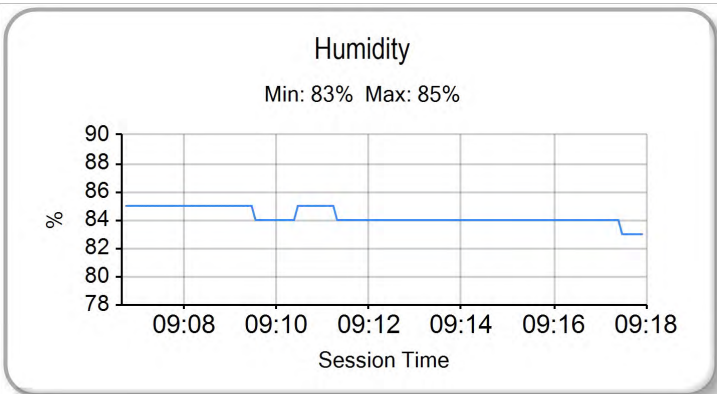
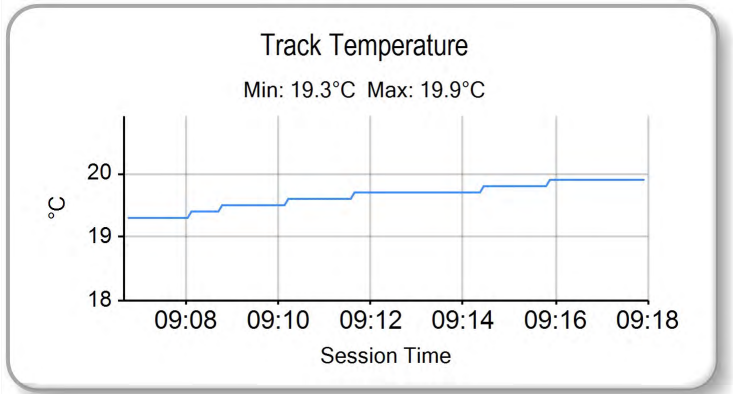
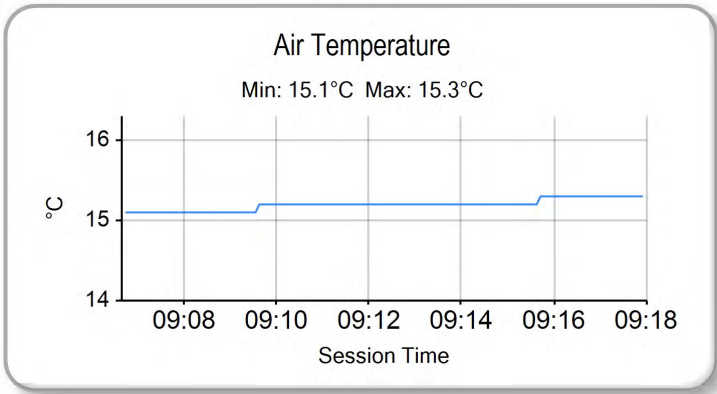
No notes recorded in this session

MCRCB BULLETIN TK258

2021 Bennetts British Superbike Championship - Round 4

2021 Honda British Talent Cup

WARM UP - WEATHER CONDITIONS



Weather / Track : Cloudy / Dry

Results can be found at www.tsl-timing.com

Thruxton
Circuit Length = 2.3560 miles
Start: 09:08 Flag 09:16 End: 09:17

Printed - 09:24 Sunday, 01 August 2021

RACE 2 - GRID (14 Laps) - FINAL

ROW 10	29	51	Holly HARRIS	1:28.956	28	66	Rossi DOBSON	1:28.227				
ROW 9	27	22	Anthony EAGLE	1:28.224	26	12	Josh BANNISTER	1:28.037	25	65	Alexander ROWAN	1:27.948
ROW 8	24	44	Lucas HILL	1:27.655	23	2	Rhys COATES	1:27.536	22	69	Eli BANISH	1:27.511
ROW 7	21	5	Mason JOHNSON	1:27.502	20	61	Harrison MACKAY	1:27.386	19	79	Harley McCABE	1:27.157
ROW 6	18	14	Evann PENDRILL	1:26.843	17	41	Luca HOPKINS	1:26.668	16	8	Ross MOORE	1:26.660
ROW 5	15	96	Rossi BANHAM	1:25.937	14	4	Sullivan MOUNSEY	1:25.863	13	29	Lucas BROWN	1:25.819
ROW 4	12	21	Troy JEFFREY	1:25.750	11	23	Rhys STEPHENSON	1:25.741	10	53	Kiyano VEIJER	1:25.618
ROW 3	9	9	Bailey STUART-CAMPBELL	1:24.858	8	34	James COOK	1:24.794	7	57	Johnny GARNES	1:24.699
ROW 2	6	52	Evan BELFORD	1:24.582	5	24	Cormac BUCHANAN	1:24.448	4	15	Harrison CROSBY	1:24.078
ROW 1	3	7	Jamie LYONS	1:24.015	2	48	Ollie WALKER	1:23.996	1	74	Carter BROWN	1:23.664
Pole												

Thruxton
Circuit Length = 2.3560 miles

Chief Steward :	Steward :	Steward :
-----------------	-----------	-----------

