



HONDA BRITISH TALENT CUP

Round 3

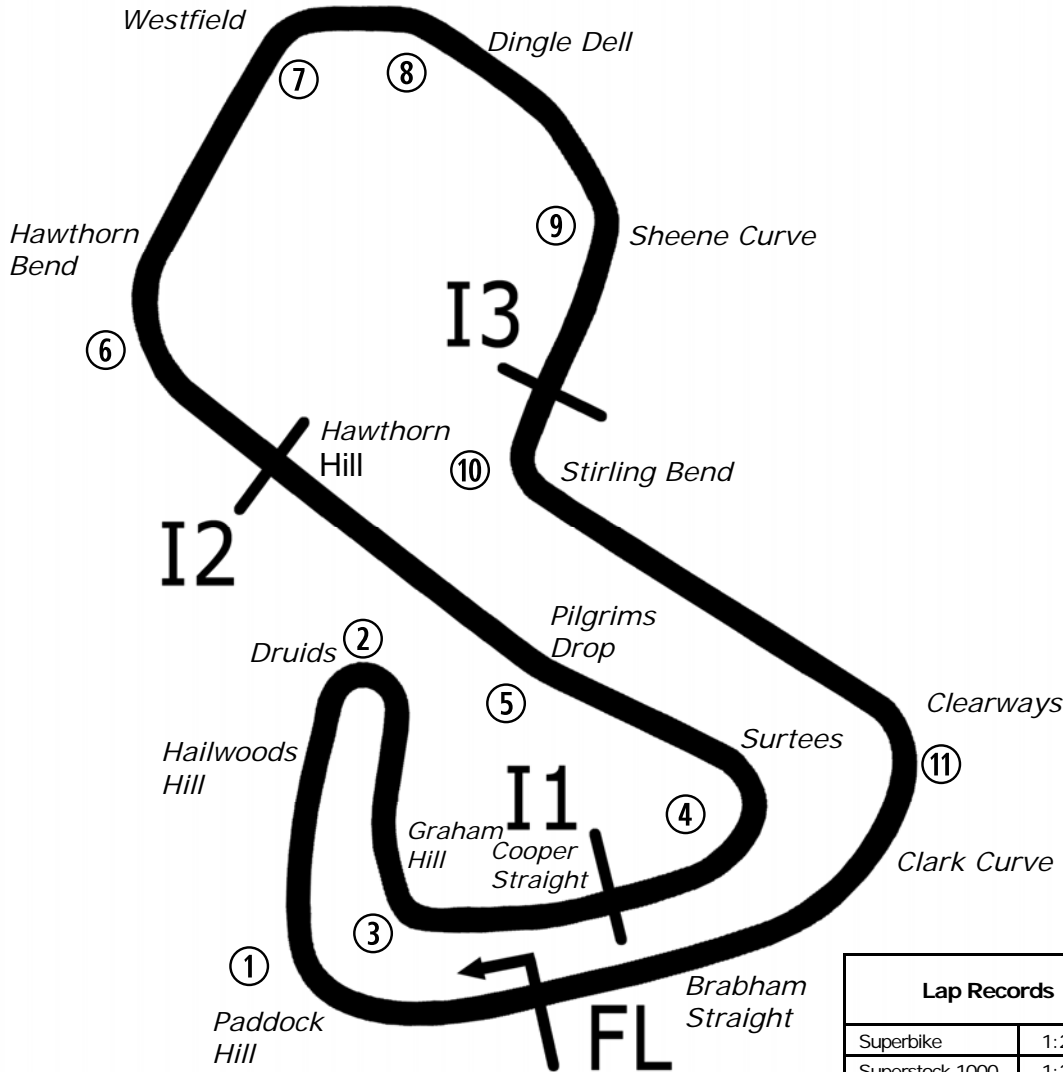
Brands Hatch GP

23rd-25th July 2021

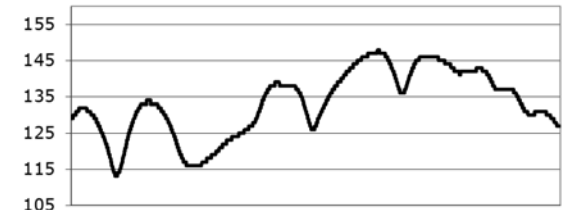


Results Provided by Timing Solutions Ltd
www.tsl-timing.com

Brands Hatch GP



Circuit Altitude (m)



Length	2.4332 miles	3916.0 m		
FL		51.36032 N	0.26032 E	
I1	1116m	51.35934 N	0.25955 E	
I2	1796m	51.35628 N	0.22660 E	
I3	2928m	51.35532 N	0.26250 E	
Pit Entry	3646m	51.35911 N	0.25743 E	
Pit Exit	83m after FL	51.36017 N	0.26051 E	
Pit Entry–Pit Exit 332m, 19.9s @60kph, 14.9s @80kph				

Lap Records		Best Sector Information							
		Sector 1 (FL - I1)	I1 Trap (mph)	Sector 2 (I1 - I2)	I2 Trap (mph)	Sector 3 (I2 - I3)	I3 Trap (mph)	Sector 4 (I3 - FL)	F/L Trap (mph)
Superbike	1:24.873	26.954	133.1	14.513	169.8	23.022	103.0	19.625	168.1
Superstock 1000	1:27.160	27.681	128.0	14.926	164.8	23.527	100.6	20.299	163.6
Supersport / GP2	1:27.675	27.760	123.5	15.236	156.7	23.473	101.2	20.581	156.8
Ducati Cup	1:29.814	28.510	120.4	15.555	153.9	24.294	97.6	21.016	150.4
Superstock 600	1:29.845	28.321	119.6	15.580	153.5	23.915	100.4	20.969	149.8
Sidecar 600	1:32.055	29.119	108.9	16.713	136.3	23.856	100.0	22.043	131.0
BTC 2020	1:36.870	30.387	103.5	17.659	127.5	25.320	91.4	23.167	124.7
Junior Supersport	1:40.562	31.268	97.2	18.434	120.0	26.096	92.8	23.956	117.9

2021 Honda British Talent Cup
RIDER PERFORMANCE CHART AFTER ROUND 4



#	NAME / BIKE	25th-27th June		9th-11th July		23rd-25th July		30th July-1st August		13th-15th August		27th-29th August		3rd-5th September		10th-12th September		1st-3rd October	
		1	2	3	4	5	6	7	8	9	10	11	12	13	14	15	16	17	18
2	Rhys COATES (Honda)	DNF	21	DNF	18														
4	Sulivan MOUNSEY (Honda)	DNF	8	DNF	DNF														
5	Mason JOHNSON (Honda)	9	12	15	11														
7	Jamie LYONS (Honda)	8	7	10	10														
8	Ross MOORE (Honda)	20	24	19	20														
9	Bailey STUART-CAMPBELL (Honda)	18	10	7	7														
14	Evann PENDRILL (Honda)	DNF	20																
15	Harrison CROSBY (Honda)	7	6	3	DNF														
21	Troy JEFFREY (Honda)	12	9	6	DNF														
22	Anthony EAGLE (Honda)	22	25	18	19														
23	Rhys STEPHENSON (Honda)	11	15	DNF	DNF														
24	Cormac BUCHANAN (Honda)	DNF	5	4	3														
28	Alfie DAVIDSON (Honda)																		
29	Lucas BROWN (Honda)	14	DNF	DNF	15														
33	JJ CUNNINGHAM (Honda)	16	18	DNF	DNS														
34	James COOK (Honda)	DNS	11	5	4														
41	Luca HOPKINS (Honda)	15	14	13	12														
43	Ryan HITCHCOCK (Honda)	4	DNF	DNF	9														
44	Lucas HILL (Honda)	19	22	12	DNF														
48	Ollie WALKER (Honda)	6	DNF	8	6														
51	Holly HARRIS (Honda)	21	23	16	17														
52	Evan BELFORD (Honda)	2	3	1*	1*														
53	Kiyano VEUER (Honda)	DNS	16	9	8														
55	Harrison DESSOY (Honda)	DNS	DNS																
57	Johnny GARNESS (Honda)	5	4	2	2														
61	Harrison MACKAY (Honda)	13	13	17	16														
65	Alexander ROWAN (Honda)			DNF	DNF														
66	Rossi DOBSON (Honda)	10	DNF	14	13														
67	Casey O'GORMAN (Honda)	1*	1	DNS	DNS														
74	Carter BROWN (Honda)	3	2*	DNF	5														
79	Harley McCABE (Honda)			DNF	14														
96	Rossi BANHAM (Honda)	DNF	19	11	DNF														
99	Peter WILLIS (Honda)	17	17	DNS	DNS														

* Denotes Fastest Lap | DNF = Did Not Finish | NQ = Did Not Qualify | DNS = Did Not Start

NC = Finished but Not Classified | EX = Excluded | Change of Team/Machine ||

Denotes Pole Position

FREE PRACTICE 1 - CLASSIFICATION

POS	NO	NAME	NAT	ENTRY	TIME	ON	LAPS	GAP	DIFF	MPH
1	43	Ryan HITCHCOCK	GBR	Honda - Wilson Racing	1:38.508	17	17			88.92
2	34	James COOK	GBR	Honda - Wilson Racing	1:39.462	7	17	0.954	0.954	88.07
3	7	Jamie LYONS	GBR	Honda - C&M Motors Ltd / Tooltec Racing	1:39.660	18	18	1.152	0.198	87.89
4	74	Carter BROWN	GBR	Honda - City Lifting by RS Racing	1:40.133	14	14	1.625	0.473	87.48
5	52	Evan BELFORD	GBR	Honda - City Lifting by RS Racing	1:40.162	15	16	1.654	0.029	87.45
6	15	Harrison CROSBY	GBR	Honda - Banks Racing	1:40.478	11	15	1.970	0.316	87.18
7	9	Bailey STUART-CAMPBELL	GBR	Honda - Team 151s	1:40.807	15	17	2.299	0.329	86.89
8	57	Johnny GARNES	GBR	Honda - City Lifting by RS Racing	1:41.130	17	17	2.622	0.323	86.61
9	96	Rossi BANHAM	GBR	Honda - MJL Racing	1:41.355	12	18	2.847	0.225	86.42
10	24	Cormac BUCHANAN	NZL	Honda - Microlise Cresswell Racing	1:41.450	14	17	2.942	0.095	86.34
11	53	Kiyano VEIJER	NLD	Honda - Microlise Cresswell Racing	1:41.609	16	16	3.101	0.159	86.21
12	4	Sullivan MOUNSEY	GBR	Honda - iForce Lloyd & Jones	1:41.882	13	15	3.374	0.273	85.98
13	66	Rossi DOBSON	GBR	Honda - WM Racing	1:41.937	16	16	3.429	0.055	85.93
14	29	Lucas BROWN	GBR	Honda - Amphibian Scaffolding / SP125 Racing	1:42.163	15	16	3.655	0.226	85.74
15	14	Evan PENDRILL	GBR	Honda - EPRacing / SP125 Racing	1:42.668	14	15	4.160	0.505	85.32
16	23	Rhys STEPHENSON	GBR	Honda - Rocket Racing	1:43.447	8	15	4.939	0.779	84.67
17	41	Luca HOPKINS	GBR	Honda - Wilson Racing	1:44.404	11	16	5.896	0.957	83.90
18	79	Harley McCABE	GBR	Honda - MLav VisionTrack Academy	1:44.476	15	17	5.968	0.072	83.84
19	69	Eli BANISH	USA	Honda - Team Thorneycroft Racing	1:44.631	14	15	6.123	0.155	83.72
20	44	Lucas HILL	GBR	Honda - Ashcourt Racing	1:44.640	13	14	6.132	0.009	83.71
21	21	Troy JEFFREY	GBR	Honda - Stiggymotorsport	1:45.542	8	16	7.034	0.902	82.99
22	12	Josh BANNISTER	GBR	Honda - Dunsley Heat Racing	1:45.586	13	16	7.078	0.044	82.96
23	8	Ross MOORE	GBR	Honda - B Moore Honda	1:46.117	9	9	7.609	0.531	82.54
24	65	Alexander ROWAN	GBR	Honda - Victoria House Mortimer Racing	1:46.212	11	13	7.704	0.095	82.47
25	2	Rhys COATES	GBR	Honda - Ernie Coates Race Support / SP125 Racing	1:46.377	9	9	7.869	0.165	82.34
26	61	Harrison MACKAY	GBR	Honda - True Heros Racing / Super Soco	1:46.666	10	15	8.158	0.289	82.12

QUALIFYING LAPTIME (110.0% of 1:38.508) = 1:48.358

27	22	Anthony EAGLE	GBR	Honda - Microlise Cresswell Racing	1:48.611	2	6	10.103	1.945	80.65
28	51	Holly HARRIS	GBR	Honda - MJL Racing	1:49.220	4	4	10.712	0.609	80.20
29	48	Ollie WALKER	GBR	Honda - Moto Rapido / SP125 Racing						

Weather / Track : Bright / Dry

These results are provisional until the conclusion of any judicial and technical matters.

Brands Hatch GP

Circuit Length = 2.4332 miles

Start: 10:20 Flag 10:50 End: 10:51

Race Director : Stuart Higgs

Stewards :

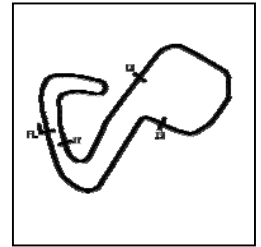
Timekeeper : Richard Evans

MCRCB BULLETIN TK016

2021 Bennetts British Superbike Championship - Round 3

2021 Honda British Talent Cup

FREE PRACTICE 1 - SECTOR ANALYSIS



SECTOR 1 = FL to I1, SECTOR 2 = I1 to I2 SECTOR 3 = I2 to I3, SECTOR 4 = I3 to FL, DIFF = Difference To Personal Best Lap, P = Crossed Finish Line in Pit Lane, D = Time Disallowed

P1 43		Ryan HITCHCOCK				Honda - Wilson Racing						
IDEAL LAP TIME : 1:38.135		BEST LAP TIME : 1:38.508				DIFFERENCE : 0.373						
LAP	SECTOR 1	SECTOR 2	SECTOR 3	SECTOR 4	LAP TIME	MPH	DIFF	TIME OF DAY				
1 -	33.056	94.6	18.688	116.3	27.755	79.7	25.084	115.7	1:44.583	83.75	6.075	10:23:41.176
2 -	32.473	96.1	18.613	117.5	27.877	85.3	25.040	114.9	1:44.003	84.22	5.495	10:25:25.179
3 -	32.474	96.5	18.725	117.7	27.480	85.9	24.757	112.0	1:43.436	84.68	4.928	10:27:08.615
4 -	31.943	99.5	18.458	117.9	26.795	86.8	24.504	112.9	1:41.700	86.13	3.192	10:28:50.315
5 -	31.518	99.8	18.223	117.3	26.541	89.0	24.305	113.9	1:40.587	87.08	2.079	10:30:30.902
6 -	31.487	100.6	18.409	117.3	26.618	87.8	24.289	113.5	1:40.803	86.90	2.295	10:32:11.705
7 -	31.296	100.6	18.211	118.9	26.666	86.4	24.614	113.9	1:40.787	86.91	2.279	10:33:52.492
8 -	31.147	99.2	18.352	118.5	26.520	88.4	24.020	115.3	1:40.039	87.56	1.531	10:35:32.531
9 -	31.167	99.8	18.275	118.1	26.526	87.7	23.986	115.9	1:39.954	87.63	1.446	10:37:12.485
10 -	31.472	100.1	18.313	117.9	26.399	90.8	23.853	115.5	1:40.037	87.56	1.529	10:38:52.522
11 -	31.098	94.3	18.473	118.7	26.337	88.5	24.069	115.9	1:39.977	87.61	1.469	10:40:32.499
12 -	31.162	100.0	18.192	118.1	26.151	91.1	23.794	117.3	1:39.299	88.21	0.791	10:42:11.798
13 -	31.396	95.7	18.589	119.8	27.200	88.1	24.201	115.3	1:41.386	86.40	2.878	10:43:53.184
14 -	31.175	100.9	18.139	118.7	26.300	88.1	23.856	114.1	1:39.470	88.06	0.962	10:45:32.654
15 -	30.870	101.8	17.936	118.9	26.288	80.7	23.815	115.7	1:38.909	(2)	0.401	10:47:11.563
16 -	30.729	98.9	18.099	118.7	26.246	82.6	23.979	114.7	1:39.053	(3)	0.545	10:48:50.616
17 -	31.046	101.0	17.992	119.8	25.728	91.6	23.742	114.7	1:38.508	(1)	88.92	10:50:29.124

P2 34		James COOK				Honda - Wilson Racing						
IDEAL LAP TIME : 1:38.911		BEST LAP TIME : 1:39.462				DIFFERENCE : 0.551						
LAP	SECTOR 1	SECTOR 2	SECTOR 3	SECTOR 4	LAP TIME	MPH	DIFF	TIME OF DAY				
1 -	32.454	95.7	19.456	110.9	28.162	77.6	24.708	112.9	1:44.780	83.60	5.318	10:23:37.513
2 -	32.137	96.9	18.646	119.6	27.002	83.0	24.377	114.9	1:42.162	85.74	2.700	10:25:19.675
3 -	31.859	92.8	18.913	117.3	26.584	87.0	24.113	113.1	1:41.469	86.33	2.007	10:27:01.144
4 -	31.377	100.6	18.520	115.1	26.628	87.7	24.024	112.7	1:40.549	87.12	1.087	10:28:41.693
5 -	31.362	100.9	18.571	116.9	26.320	87.3	23.993	112.2	1:40.246	87.38	0.784	10:30:21.939
6 -	31.409	99.8	18.363	118.1	26.976	85.4	24.524	113.1	1:41.272	86.49	1.810	10:32:03.211
7 -	31.177	100.7	18.275	117.3	26.183	88.4	23.827	112.9	1:39.462	(1)	88.07	10:33:42.673
8 -	31.328	98.8	18.340	117.3	25.921	88.4	23.889	112.9	1:39.478	(2)	0.016	10:35:22.151
9 -	32.242	86.9	20.485	106.0	28.023	81.1	24.305	113.9	1:45.055	83.38	5.593	10:37:07.206
10 -	31.123	98.5	18.594	115.7	26.490	85.1	23.945	114.1	1:40.152	87.46	0.690	10:38:47.358
11 -	31.900	95.8	18.777	119.6	26.872	89.2	23.867	112.5	1:41.416	86.37	1.954	10:40:28.774
12 -	30.987	98.2	18.444	115.7	26.273	84.6	24.954	113.9	1:40.658	87.02	1.196	10:42:09.432
13 -	31.084	100.4	19.093	115.1	26.369	84.8	24.095	112.7	1:40.641	87.04	1.179	10:43:50.073
14 -	31.083	100.4	18.435	115.7	26.278	86.5	23.806	113.3	1:39.602	87.94	0.140	10:45:29.675
15 -	31.215	99.8	18.197	116.9	26.276	88.3	23.849	114.7	1:39.537	(3)	0.075	10:47:09.212
16 -	31.567	100.4	18.314	116.5	26.163	87.4	24.214	112.5	1:40.258	87.37	0.796	10:48:49.470
17 -	31.143	100.1	18.289	116.1	26.133	88.8	24.032	112.4	1:39.597	87.95	0.135	10:50:29.067

Weather / Track : Bright / Dry

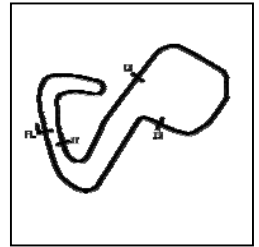
Brands Hatch GP
Circuit Length = 2.4332 miles
Start: 10:20 Flag 10:50 End: 10:51

MCRCB BULLETIN TK016

2021 Bennetts British Superbike Championship - Round 3

2021 Honda British Talent Cup

FREE PRACTICE 1 - SECTOR ANALYSIS



SECTOR 1 = FL to I1, SECTOR 2 = I1 to I2 SECTOR 3 = I2 to I3, SECTOR 4 = I3 to FL, DIFF = Difference To Personal Best Lap, P = Crossed Finish Line in Pit Lane, D = Time Disallowed

P3		7		Jamie LYONS				Honda - C&M Motors Ltd / Tooltec Racing				
IDEAL LAP TIME : 1:39.168		BEST LAP TIME : 1:39.660				DIFFERENCE : 0.492						
LAP	SECTOR 1	SECTOR 2		SECTOR 3		SECTOR 4		LAP TIME	MPH	DIFF	TIME OF DAY	
1 -	OUTLAP	92.5	19.782	115.9	28.836	76.8	25.778	112.5	1:55.129	76.08	15.469	10:22:49.585
2 -	33.920	96.5	19.165	117.7	27.384	83.5	24.798	115.9	1:45.267	83.21	5.607	10:24:34.852
3 -	32.349	98.1	18.837	114.3	26.855	84.2	24.639	116.5	1:42.680	85.31	3.020	10:26:17.532
4 -	33.472	96.4	19.294	119.4	26.740	85.2	24.501	114.3	1:44.007	84.22	4.347	10:28:01.539
5 -	31.944	97.3	19.195	117.1	26.561	78.1	25.195	112.9	1:42.895	85.13	3.235	10:29:44.434
6 -	31.516	100.0	18.529	118.7	25.915	87.7	23.971	116.7	1:39.931	87.65	0.271	10:31:24.365
7 -	31.554	100.4	18.860	114.9	26.878	81.7	24.347	116.3	1:41.639	86.18	1.979	10:33:06.004
8 -	37.325	95.4	19.336	117.1	28.024	87.2	24.330	113.5	1:49.015	80.35	9.355	10:34:55.019
9 -	31.329	98.9	18.579	116.9	26.186	87.3	24.109	114.9	1:40.203	87.42	0.543	10:36:35.222
10 -	31.240	98.9	18.559	117.3	25.920	91.9	24.245	112.7	1:39.964	87.62	0.304	10:38:15.186
11 -	31.058	100.0	18.484	119.4	26.570	87.7	24.132	115.1	1:40.244	87.38	0.584	10:39:55.430
12 -	31.796	97.6	18.653	117.7	26.686	76.6	24.544	115.7	1:41.679	86.15	2.019	10:41:37.109
13 -	31.788	98.3	18.469	118.7	26.428	88.8	23.955	113.5	1:40.640	87.04	0.980	10:43:17.749
14 -	31.411	99.8	18.649	118.9	26.357	85.0	24.452	113.3	1:40.869	86.84	1.209	10:44:58.618
15 -	31.494	99.1	18.520	118.3	25.915	87.8	23.903	114.5	1:39.832 (3)	87.74	0.172	10:46:38.450
16 -	31.376	100.0	18.685	116.7	25.942	87.2	24.081	112.9	1:40.084	87.52	0.424	10:48:18.534
17 -	31.231	98.3	18.611	116.9	25.979	89.8	23.946	112.7	1:39.767 (2)	87.80	0.107	10:49:58.301
18 -	31.420	98.3	18.599	116.3	25.779	90.3	23.862	114.9	1:39.660 (1)	87.89		10:51:37.961

P4		74		Carter BROWN				Honda - City Lifting by RS Racing				
IDEAL LAP TIME : 1:40.133		BEST LAP TIME : 1:40.133				DIFFERENCE : 0.000						
LAP	SECTOR 1	SECTOR 2		SECTOR 3		SECTOR 4		LAP TIME	MPH	DIFF	TIME OF DAY	
1 -	OUTLAP	79.0	19.794	104.3	30.563	71.0	25.946	113.5	1:58.114	74.16	17.981	10:22:28.252
2 -	34.337	86.8	19.446	117.9	30.072	72.8	25.510	115.1	1:49.365	80.09	9.232	10:24:17.617
3 -	33.557	92.5	19.058	107.8	28.771	83.2	24.987	115.7	1:46.373	82.35	6.240	10:26:03.990
4 -	32.853	95.4	19.376	117.5	28.214	79.8	24.947	115.3	1:45.390	83.11	5.257	10:27:49.380
5 -	32.012	91.6	18.852	119.1	27.957	80.2	25.010	114.5	1:43.831	84.36	3.698	10:29:33.211
6 -	32.414	93.0	19.918	106.1	29.179	75.5	25.427	115.1	1:46.938	81.91	6.805	10:31:20.149
7 -	32.941	96.2	18.687	121.7	27.699	77.7	IN PIT		6:46.987 P	21.52	5:06.854	10:38:07.136
8 -	OUTLAP	84.6	20.577	104.5	28.902	84.4	24.689	115.7	1:57.639	74.46	17.506	10:40:04.775
9 -	31.467	99.4	19.114	118.7	27.307	84.8	24.537	115.9	1:42.425	85.52	2.292	10:41:47.200
10 -	31.374	100.3	19.013	119.4	26.950	83.2	24.442	115.7	1:41.779 (2)	86.06	1.646	10:43:28.979
11 -	31.271	97.8	19.177	119.8	27.209	83.8	24.430	115.1	1:42.087 (3)	85.80	1.954	10:45:11.066
12 -	31.697	98.8	19.996	109.2	28.244	78.6	IN PIT		2:26.915 P	59.62	46.782	10:47:37.981
13 -	OUTLAP	96.5	18.849	119.4	27.142	83.1	24.615	116.1	1:47.294	81.64	7.161	10:49:25.275
14 -	31.014	98.2	18.370	120.2	26.417	84.3	24.332	116.5	1:40.133 (1)	87.48		10:51:05.408

P5		52		Evan BELFORD				Honda - City Lifting by RS Racing				
IDEAL LAP TIME : 1:39.711		BEST LAP TIME : 1:40.162				DIFFERENCE : 0.451						
LAP	SECTOR 1	SECTOR 2		SECTOR 3		SECTOR 4		LAP TIME	MPH	DIFF	TIME OF DAY	
1 -	OUTLAP	90.3	19.555	116.7	29.308	76.4	25.754	114.1	1:55.543	75.81	15.381	10:22:49.337
2 -	33.863	96.9	18.823	118.7	27.748	80.8	24.956	115.1	1:45.390	83.11	5.228	10:24:34.727
3 -	32.760	97.8	18.476	120.9	26.788	84.7	24.601	115.9	1:42.625	85.35	2.463	10:26:17.352
4 -	33.363	96.1	18.700	120.2	26.767	82.5	25.064	114.7	1:43.894	84.31	3.732	10:28:01.246
5 -	31.998	97.5	19.032	119.6	26.718	84.5	24.688	113.5	1:42.436	85.51	2.274	10:29:43.682
6 -	31.576	101.2	18.335	120.0	26.399	87.6	24.279	115.7	1:40.589 (3)	87.08	0.427	10:31:24.271
7 -	32.104	100.4	18.361	120.0	26.734	85.9	24.427	116.3	1:41.626	86.19	1.464	10:33:05.897
8 -	32.817	99.1	18.611	119.8	27.710	82.5	24.806	116.7	1:43.944	84.27	3.782	10:34:49.841
9 -	32.515	97.9	18.591	120.6	27.376	79.5	24.830	115.3	1:43.312	84.79	3.150	10:36:33.153
10 -	31.867	99.5	18.540	118.7	26.685	87.6	24.271	114.5	1:41.363	86.42	1.201	10:38:14.516
11 -	31.360	100.6	18.691	118.9	26.608	87.6	24.187	115.9	1:40.846	86.86	0.684	10:39:55.362
12 -	31.423	100.7	18.354	120.0	27.106	84.0	24.343	116.5	1:41.226	86.53	1.064	10:41:36.588
13 -	31.693	99.8	18.452	119.6	27.370	87.0	23.887	116.1	1:41.402	86.38	1.240	10:43:17.990
14 -	31.293	97.8	18.418	118.3	26.308	85.9	24.215	113.9	1:40.234 (2)	87.39	0.072	10:44:58.224
15 -	31.398	101.6	18.354	118.9	26.418	87.4	23.992	114.7	1:40.162 (1)	87.45		10:46:38.386
16 -	32.263	96.6	18.675	119.6	26.533	86.8	24.167	114.1	1:41.638	86.18	1.476	10:48:20.024

Weather / Track : Bright / Dry

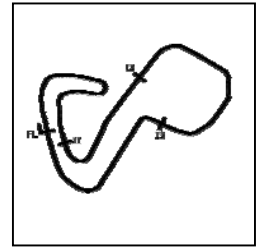
Brands Hatch GP
Circuit Length = 2.4332 miles
Start: 10:20 Flag 10:50 End: 10:51

MCRCB BULLETIN TK016

2021 Bennetts British Superbike Championship - Round 3

2021 Honda British Talent Cup

FREE PRACTICE 1 - SECTOR ANALYSIS



SECTOR 1 = FL to I1, SECTOR 2 = I1 to I2 SECTOR 3 = I2 to I3, SECTOR 4 = I3 to FL, DIFF = Difference To Personal Best Lap, P = Crossed Finish Line in Pit Lane, D = Time Disallowed

P6 15		Harrison CROSBY						Honda - Banks Racing				
IDEAL LAP TIME : 1:39.762		BEST LAP TIME : 1:40.478				DIFFERENCE : 0.716						
LAP	SECTOR 1	SECTOR 2		SECTOR 3		SECTOR 4		LAP TIME	MPH	DIFF	TIME OF DAY	
1 -	OUTLAP	89.5	19.733	115.9	28.526	77.3	25.668	112.2	1:58.743	73.77	18.265	10:22:02.054
2 -	33.335	96.8	18.951	117.5	27.326	82.7	24.668	115.1	1:44.280	84.00	3.802	10:23:46.334
3 -	32.572	97.1	18.815	117.7	27.076	84.2	24.687	115.5	1:43.150	84.92	2.672	10:25:29.484
4 -	31.767	98.6	18.803	118.3	26.619	85.3	24.322	114.7	1:41.511	86.29	1.033	10:27:10.995
5 -	31.702	97.8	18.681	118.1	26.378	83.4	24.530	112.2	1:41.291	86.48	0.813	10:28:52.286
6 -	31.502	97.9	18.809	117.1	26.547	83.6	24.449	113.1	1:41.307	86.46	0.829	10:30:33.593
7 -	37.882	83.3	22.051	107.8	28.586	75.1	IN PIT		6:09.511	P	4:29.033	10:36:43.104
8 -	OUTLAP	94.1	19.229	116.9	26.852	83.7	24.545	112.5	1:49.924	79.68	9.446	10:38:33.028
9 -	31.613	97.8	18.682	118.1	26.525	85.3	24.267	112.9	1:41.087	86.65	0.609	10:40:14.115
10 -	31.263	97.3	18.864	116.5	26.360	87.4	24.007	114.3	1:40.494	(2)	0.016	10:41:54.609
11 -	31.125	98.1	18.526	117.9	26.428	80.8	24.399	112.9	1:40.478	(1)	87.18	10:43:35.087
12 -	31.523	98.6	19.128	114.9	26.678	81.4	24.480	112.5	1:41.809	86.04	1.331	10:45:16.896
13 -	31.479	98.6	18.270	118.9	27.719	82.7	24.468	112.5	1:41.936	85.93	1.458	10:46:58.832
14 -	31.128	99.4	18.432	117.3	26.475	87.8	24.868	110.7	1:40.903	(3)	0.425	10:48:39.735
15 -	31.369	91.5	19.571	114.5	28.249	69.9	25.383	111.6	1:44.572	83.76	4.094	10:50:24.307

P7 9		Bailey STUART-CAMPBELL						Honda - Team 151s				
IDEAL LAP TIME : 1:40.519		BEST LAP TIME : 1:40.807				DIFFERENCE : 0.288						
LAP	SECTOR 1	SECTOR 2		SECTOR 3		SECTOR 4		LAP TIME	MPH	DIFF	TIME OF DAY	
1 -	OUTLAP	85.2	20.274	117.7	30.082	74.8	26.138	115.3	1:58.597	73.86	17.790	10:22:29.580
2 -	34.832	92.9	19.505	121.7	29.988	75.8	25.973	115.9	1:50.298	79.41	9.491	10:24:19.878
3 -	33.665	97.9	18.834	123.1	28.552	79.0	25.254	115.7	1:46.305	82.40	5.498	10:26:06.183
4 -	32.992	97.9	18.914	122.0	28.260	81.7	25.240	115.5	1:45.406	83.10	4.599	10:27:51.589
5 -	33.266	98.2	18.658	122.4	27.414	84.3	25.109	116.1	1:44.447	83.86	3.640	10:29:36.036
6 -	33.028	98.6	19.146	120.4	27.090	82.0	24.748	116.1	1:44.012	84.21	3.205	10:31:20.048
7 -	32.535	99.5	18.650	121.1	27.257	84.5	24.429	115.9	1:42.871	85.15	2.064	10:33:02.919
8 -	32.769	93.4	18.823	120.2	27.618	83.1	IN PIT		2:08.778	P	27.971	10:35:11.697
9 -	OUTLAP	96.6	18.829	119.6	27.292	84.6	24.700	116.9	1:50.756	79.09	9.949	10:37:02.453
10 -	33.145	91.8	19.272	119.6	27.343	82.6	24.307	117.5	1:44.067	84.17	3.260	10:38:46.520
11 -	32.623	95.5	18.737	121.3	27.361	85.9	24.203	116.9	1:42.924	85.10	2.117	10:40:29.444
12 -	32.008	100.1	18.565	119.8	26.951	86.4	24.175	118.3	1:41.699	86.13	0.892	10:42:11.143
13 -	31.972	98.6	18.588	119.8	27.074	85.7	24.299	115.7	1:41.933	85.93	1.126	10:43:53.076
14 -	31.835	101.2	18.410	120.2	26.816	87.1	24.003	115.7	1:41.064	(2)	0.257	10:45:34.140
15 -	31.458	99.7	18.366	120.9	26.786	86.0	24.197	116.1	1:40.807	(1)	86.89	10:47:14.947
16 -	31.794	100.4	18.563	119.8	26.764	86.3	24.124	116.5	1:41.245	(3)	0.438	10:48:56.192
17 -	31.725	95.7	18.771	120.0	26.692	86.7	24.084	116.5	1:41.272	86.49	0.465	10:50:37.464

P8 57		Johnny GARNES						Honda - City Lifting by RS Racing				
IDEAL LAP TIME : 1:40.850		BEST LAP TIME : 1:41.130				DIFFERENCE : 0.280						
LAP	SECTOR 1	SECTOR 2		SECTOR 3		SECTOR 4		LAP TIME	MPH	DIFF	TIME OF DAY	
1 -	OUTLAP	86.2	19.609	118.3	30.912	73.1	26.339	117.5	1:59.793	73.12	18.663	10:22:29.310
2 -	34.903	93.5	19.316	124.7	30.217	76.5	25.887	118.7	1:50.323	79.40	9.193	10:24:19.633
3 -	33.644	98.2	18.693	125.4	28.754	81.7	25.043	119.1	1:46.134	82.53	5.004	10:26:05.767
4 -	33.112	101.9	18.780	124.7	28.485	84.6	25.310	117.7	1:45.687	82.88	4.557	10:27:51.454
5 -	33.061	102.2	18.581	125.2	27.641	87.9	24.860	118.3	1:44.143	84.11	3.013	10:29:35.597
6 -	32.887	101.8	18.541	125.9	27.949	76.6	24.904	119.8	1:44.281	84.00	3.151	10:31:19.878
7 -	34.098	96.9	18.969	125.2	27.765	80.1	24.943	119.1	1:45.775	82.81	4.645	10:33:05.653
8 -	33.143	97.1	18.369	124.5	27.674	83.9	24.654	120.4	1:43.840	84.35	2.710	10:34:49.493
9 -	32.569	99.4	18.466	124.5	27.608	81.1	24.754	119.6	1:43.397	84.72	2.267	10:36:32.890
10 -	32.312	97.6	18.510	117.7	27.278	84.9	24.314	120.0	1:42.414	85.53	1.284	10:38:15.304
11 -	31.977	102.1	18.245	125.9	27.065	84.3	24.356	120.9	1:41.643	86.18	0.513	10:39:56.947
12 -	31.964	101.6	18.278	124.2	26.886	84.2	24.231	121.7	1:41.359	86.42	0.229	10:41:38.306
13 -	31.785	103.5	18.154	125.6	27.028	83.9	24.320	122.2	1:41.287	(2)	0.157	10:43:19.593
14 -	31.702	105.6	18.260	124.9	26.963	85.3	24.377	119.1	1:41.302	(3)	0.172	10:45:00.895
15 -	31.807	103.5	18.233	124.9	27.152	85.9	24.482	119.4	1:41.674	86.15	0.544	10:46:42.569
16 -	31.809	104.3	18.186	125.2	27.130	86.4	24.193	118.9	1:41.318	86.45	0.188	10:48:23.887
17 -	31.696	104.6	18.099	124.2	26.862	89.1	24.473	117.9	1:41.130	(1)	86.61	10:50:05.017

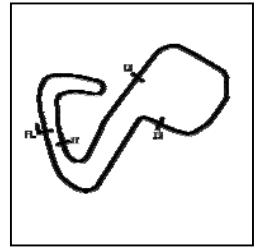
Weather / Track : Bright / Dry

Brands Hatch GP
Circuit Length = 2.4332 miles
Start: 10:20 Flag 10:50 End: 10:51

2021 Bennetts British Superbike Championship - Round 3

2021 Honda British Talent Cup

FREE PRACTICE 1 - SECTOR ANALYSIS

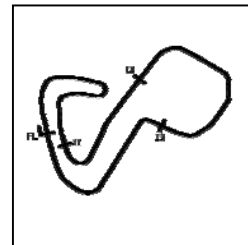


SECTOR 1 = FL to I1, SECTOR 2 = I1 to I2 SECTOR 3 = I2 to I3, SECTOR 4 = I3 to FL, DIFF = Difference To Personal Best Lap, P = Crossed Finish Line in Pit Lane, D = Time Disallowed

P9 96		Rossi BANHAM				Honda - MJL Racing						
IDEAL LAP TIME : 1:41.069		BEST LAP TIME : 1:41.355				DIFFERENCE : 0.286						
LAP	SECTOR 1	SECTOR 2		SECTOR 3		SECTOR 4		LAP TIME	MPH	DIFF	TIME OF DAY	
1 -	OUTLAP	95.5	19.017	116.7	28.840	76.2	25.910	109.6	1:52.342	77.97	10.987	10:22:07.377
2 -	33.576	95.3	19.257	116.3	27.881	76.9	25.500	111.6	1:46.214	82.47	4.859	10:23:53.591
3 -	33.131	95.4	19.201	115.1	27.503	75.5	25.769	112.5	1:45.604	82.94	4.249	10:25:39.195
4 -	32.670	97.6	18.820	113.7	27.582	81.0	25.319	111.4	1:44.391	83.91	3.036	10:27:23.586
5 -	32.280	98.2	18.985	115.3	27.232	81.9	25.043	109.6	1:43.540	84.60	2.185	10:29:07.126
6 -	34.544	91.1	18.909	114.9	26.880	82.8	24.845	110.1	1:45.178	83.28	3.823	10:30:52.304
7 -	32.587	95.7	18.744	116.7	27.216	84.8	24.791	111.6	1:43.338	84.76	1.983	10:32:35.642
8 -	31.989	98.9	18.741	117.7	26.969	82.9	25.022	111.4	1:42.721	85.27	1.366	10:34:18.363
9 -	31.788	96.9	18.758	115.9	27.051	85.2	24.473	112.4	1:42.070	85.82	0.715	10:36:00.433
10 -	31.741	97.8	18.647	115.3	26.902	84.6	24.337	112.4	1:41.627	86.19	0.272	10:37:42.060
11 -	31.646	98.5	18.756	115.7	26.920	88.4	24.447	112.2	1:41.769	86.07	0.414	10:39:23.829
12 -	31.702	95.8	18.711	115.3	26.683	86.0	24.259	114.3	1:41.355 (1)	86.42		10:41:05.184
13 -	31.777	96.9	18.722	116.1	26.886	85.2	24.245	113.7	1:41.630	86.19	0.275	10:42:46.814
14 -	31.958	98.8	18.640	114.9	26.866	87.3	24.354	111.6	1:41.818	86.03	0.463	10:44:28.632
15 -	31.904	98.2	18.699	116.1	26.713	86.9	24.177	112.5	1:41.493 (3)	86.30	0.138	10:46:10.125
16 -	31.664	98.5	18.629	114.7	26.823	87.0	24.390	112.0	1:41.506	86.29	0.151	10:47:51.631
17 -	31.604	98.5	18.742	115.3	26.831	86.9	24.334	112.0	1:41.511	86.29	0.156	10:49:33.142
18 -	31.692	98.1	18.614	116.1	26.674	86.4	24.426	112.7	1:41.406 (2)	86.38	0.051	10:51:14.548

P10 24		Cormac BUCHANAN				Honda - Microlise Cresswell Racing						
IDEAL LAP TIME : 1:40.668		BEST LAP TIME : 1:41.450				DIFFERENCE : 0.782						
LAP	SECTOR 1	SECTOR 2		SECTOR 3		SECTOR 4		LAP TIME	MPH	DIFF	TIME OF DAY	
1 -	33.261	97.2	20.059	114.5	27.900	81.6	24.947	112.7	1:46.167	82.51	4.717	10:23:44.785
2 -	33.421	95.7	19.214	115.9	26.965	83.8	24.441	113.7	1:44.041	84.19	2.591	10:25:28.826
3 -	32.180	97.3	19.168	115.5	26.913	83.0	24.364	113.1	1:42.625	85.35	1.175	10:27:11.451
4 -	31.975	98.5	19.098	115.3	26.399	85.3	24.407	112.0	1:41.879	85.98	0.429	10:28:53.330
5 -	31.822	98.9	19.189	116.1	26.753	81.7	24.605	112.9	1:42.369	85.57	0.919	10:30:35.699
6 -	32.273	98.1	19.137	115.3	27.641	87.2	24.317	111.6	1:43.368	84.74	1.918	10:32:19.067
7 -	31.873	97.8	18.975	114.9	27.406	84.9	24.542	111.8	1:42.796	85.21	1.346	10:34:01.863
8 -	31.952	97.2	18.979	114.9	26.318	82.1	24.520	113.1	1:41.769	86.07	0.319	10:35:43.632
9 -	32.048	98.2	19.066	114.3	26.812	84.8	24.305	112.5	1:42.231	85.68	0.781	10:37:25.863
10 -	31.789	97.5	18.855	114.5	26.524	86.3	24.370	112.4	1:41.538 (2)	86.27	0.088	10:39:07.401
11 -	32.122	97.3	19.011	115.1	26.944	83.4	24.440	112.9	1:42.517	85.44	1.067	10:40:49.918
12 -	32.106	96.8	19.146	115.9	27.825	86.1	24.413	113.3	1:43.490	84.64	2.040	10:42:33.408
13 -	31.860	98.1	18.962	114.9	26.889	85.4	24.250	111.8	1:41.961	85.91	0.511	10:44:15.369
14 -	31.797	98.8	18.859	116.1	26.585	87.9	24.209	111.2	1:41.450 (1)	86.34		10:45:56.819
15 -	31.817	99.1	18.870	115.7	26.588	84.4	24.393	111.4	1:41.668	86.16	0.218	10:47:38.487
16 -	31.858	98.5	18.794	114.5	26.696	84.5	24.190	112.7	1:41.538 (2)	86.27	0.088	10:49:20.025
17 -	31.561	97.6	18.599	118.5	27.684	83.7	24.516	112.5	1:42.360	85.57	0.910	10:51:02.385

FREE PRACTICE 1 - SECTOR ANALYSIS



SECTOR 1 = FL to I1, SECTOR 2 = I1 to I2 SECTOR 3 = I2 to I3, SECTOR 4 = I3 to FL, DIFF = Difference To Personal Best Lap, P = Crossed Finish Line in Pit Lane, D = Time Disallowed

P11 53		Kiyano VEIJER				Honda - Microlise Cresswell Racing						
IDEAL LAP TIME : 1:41.582		BEST LAP TIME : 1:41.609				DIFFERENCE : 0.027						
LAP	SECTOR 1	SECTOR 2	SECTOR 3	SECTOR 4	LAP TIME	MPH	DIFF	TIME OF DAY				
1 -	35.752	89.1	19.984	104.6	29.967	67.5	26.098	115.1	1:51.801	78.35	10.192	10:24:04.133
2 -	34.326	83.8	19.515	113.5	28.867	78.1	25.331	116.1	1:48.039	81.08	6.430	10:25:52.172
3 -	33.789	89.1	19.427	101.6	29.161	78.9	25.211	113.3	1:47.588	81.42	5.979	10:27:39.760
4 -	33.079	93.4	19.380	107.8	28.313	74.8	25.299	112.9	1:46.071	82.58	4.462	10:29:25.831
5 -	33.236	89.2	19.176	111.8	28.312	76.5	25.103	114.7	1:45.827	82.77	4.218	10:31:11.658
6 -	33.053	91.5	19.046	113.3	28.028	75.4	25.118	114.5	1:45.245	83.23	3.636	10:32:56.903
7 -	32.837	93.0	18.908	116.7	27.855	77.9	24.724	115.3	1:44.324	83.96	2.715	10:34:41.227
8 -	32.647	94.1	18.702	116.7	27.761	78.4	24.616	115.1	1:43.726	84.45	2.117	10:36:24.953
9 -	32.561	93.8	18.784	116.7	27.607	81.2	24.719	114.3	1:43.671	84.49	2.062	10:38:08.624
10 -	32.251	96.1	18.843	114.7	27.822	80.3	24.734	114.9	1:43.650	84.51	2.041	10:39:52.274
11 -	32.804	96.9	18.809	114.7	28.000	80.7	24.558	116.5	1:44.171	84.09	2.562	10:41:36.445
12 -	32.686	91.9	18.608	116.1	27.350	80.5	24.445	116.3	1:43.089	84.97	1.480	10:43:19.534
13 -	32.387	101.3	18.613	118.5	27.383	80.6	24.413	115.1	1:42.796	85.21	1.187	10:45:02.330
14 -	32.023	101.5	18.647	119.1	27.154	80.7	24.354	116.5	1:42.178 (2)	85.73	0.569	10:46:44.508
15 -	31.910	98.5	18.523	115.7	27.580	82.1	24.412	114.9	1:42.425 (3)	85.52	0.816	10:48:26.933
16 -	31.817	98.2	18.550	118.1	26.910	81.0	24.332	114.7	1:41.609 (1)	86.21		10:50:08.542

P12 4		Sullivan MOUNSEY				Honda - iForce Lloyd & Jones						
IDEAL LAP TIME : 1:41.363		BEST LAP TIME : 1:41.882				DIFFERENCE : 0.519						
LAP	SECTOR 1	SECTOR 2	SECTOR 3	SECTOR 4	LAP TIME	MPH	DIFF	TIME OF DAY				
1 -	OUTLAP	85.3	19.598	111.4	30.400	70.5	25.511	114.7	1:55.077	76.12	13.195	10:22:09.881
2 -	34.316	99.8	19.465	118.3	28.770	71.9	25.238	115.1	1:47.789	81.26	5.907	10:23:57.670
3 -	33.198	97.6	18.905	117.7	27.934	77.2	24.922	115.3	1:44.959	83.45	3.077	10:25:42.629
4 -	32.560	98.9	19.036	118.7	27.849	73.7	24.831	114.1	1:44.276	84.00	2.394	10:27:26.905
5 -	32.657	99.7	18.911	118.5	27.347	74.8	24.682	112.5	1:43.597	84.55	1.715	10:29:10.502
6 -	32.388	101.6	18.458	119.1	27.262	76.4	24.792	113.5	1:42.900	85.12	1.018	10:30:53.402
7 -	32.240	101.2	18.528	117.9	27.399	74.3	IN PIT		6:13.312 P	23.46	4:31.430	10:37:06.714
8 -	OUTLAP	100.1	18.755	118.5	27.991	75.1	24.787	114.7	1:51.316	78.69	9.434	10:38:58.030
9 -	32.726	100.6	18.656	118.7	27.275	79.4	24.578	115.9	1:43.235	84.85	1.353	10:40:41.265
10 -	32.125	100.1	18.615	118.5	27.057	79.0	24.368	115.3	1:42.165 (3)	85.74	0.283	10:42:23.430
11 -	32.082	101.3	18.531	118.3	27.037	84.8	24.721	112.9	1:42.371	85.56	0.489	10:44:05.801
12 -	32.035	101.9	18.523	118.5	26.837	83.9	24.607	112.9	1:42.002 (2)	85.87	0.120	10:45:47.803
13 -	31.700	101.3	18.489	118.3	26.950	78.2	24.743	113.3	1:41.882 (1)	85.98		10:47:29.685
14 -	31.950	100.9	18.645	117.9	27.753	69.7	30.486	115.5	1:48.834	80.48	6.952	10:49:18.519
15 -	32.288	98.1	18.675	116.7	27.344	77.8	24.571	114.9	1:42.878	85.14	0.996	10:51:01.397

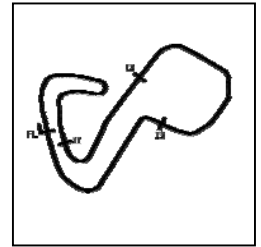
P13 66		Rossi DOBSON				Honda - WM Racing						
IDEAL LAP TIME : 1:41.915		BEST LAP TIME : 1:41.937				DIFFERENCE : 0.022						
LAP	SECTOR 1	SECTOR 2	SECTOR 3	SECTOR 4	LAP TIME	MPH	DIFF	TIME OF DAY				
1 -	OUTLAP	78.3	21.272	102.4	31.507	70.1	26.923	112.0	2:00.433	72.73	18.496	10:23:02.050
2 -	35.462	88.8	20.090	104.8	29.778	72.1	25.961	112.4	1:51.291	78.71	9.354	10:24:53.341
3 -	34.287	93.3	19.575	109.8	29.088	75.1	25.521	111.2	1:48.471	80.75	6.534	10:26:41.812
4 -	35.025	91.9	19.651	117.3	28.392	78.5	25.085	114.1	1:48.153	80.99	6.216	10:28:29.965
5 -	33.213	95.4	19.238	116.3	27.832	82.3	25.198	112.9	1:45.481	83.04	3.544	10:30:15.446
6 -	32.608	97.6	18.949	117.1	27.552	81.7	24.950	113.5	1:44.059	84.18	2.122	10:31:59.505
7 -	36.717	96.6	18.858	118.1	27.174	82.7	24.914	114.1	1:47.663	81.36	5.726	10:33:47.168
8 -	32.311	97.2	18.763	118.1	27.100	85.1	24.846	114.5	1:43.020	85.03	1.083	10:35:30.188
9 -	42.336	76.4	22.785	99.8	28.892	81.8	24.741	116.3	1:58.754	73.76	16.817	10:37:28.942
10 -	32.810	96.2	19.036	120.2	27.458	84.2	24.759	115.3	1:44.063	84.17	2.126	10:39:13.005
11 -	32.198	97.9	18.804	117.9	27.384	81.1	24.609	115.5	1:42.995	85.05	1.058	10:40:56.000
12 -	32.189	97.9	18.859	117.7	27.042	83.9	24.666	115.5	1:42.756 (3)	85.24	0.819	10:42:38.756
13 -	32.063	99.1	18.919	117.9	27.180	80.9	IN PIT		2:39.021 P	55.08	57.084	10:45:17.777
14 -	OUTLAP	94.5	19.013	117.9	27.717	78.9	25.402	112.7	1:50.860	79.01	8.923	10:47:08.637
15 -	32.180	97.1	18.783	118.7	26.895	84.2	24.693	116.1	1:42.551 (2)	85.41	0.614	10:48:51.188
16 -	31.922	98.1	18.587	119.1	26.917	81.8	24.511	114.9	1:41.937 (1)	85.93		10:50:33.125

MCRCB BULLETIN TK016

2021 Bennetts British Superbike Championship - Round 3

2021 Honda British Talent Cup

FREE PRACTICE 1 - SECTOR ANALYSIS



SECTOR 1 = FL to I1, SECTOR 2 = I1 to I2 SECTOR 3 = I2 to I3, SECTOR 4 = I3 to FL, DIFF = Difference To Personal Best Lap, P = Crossed Finish Line in Pit Lane, D = Time Disallowed

P14 29		Lucas BROWN				Honda - Amphibian Scaffolding / SP125 Racing						
IDEAL LAP TIME : 1:42.037		BEST LAP TIME : 1:42.163				DIFFERENCE : 0.126						
LAP	SECTOR 1	SECTOR 2		SECTOR 3		SECTOR 4		LAP TIME	MPH	DIFF	TIME OF DAY	
1 -	33.234	97.6	20.009	115.1	28.411	80.3	25.273	111.8	1:46.927	81.92	4.764	10:23:41.113
2 -	32.840	97.9	18.741	118.3	27.697	81.5	24.752	112.7	1:44.030	84.20	1.867	10:25:25.143
3 -	32.363	96.2	19.013	115.9	27.621	82.4	24.710	113.5	1:43.707	84.46	1.544	10:27:08.850
4 -	32.142	99.2	18.894	116.7	27.626	83.6	24.843	110.1	1:43.505	84.63	1.342	10:28:52.355
5 -	32.084	99.5	18.851	116.1	27.603	81.8	24.672	111.6	1:43.210	84.87	1.047	10:30:35.565
6 -	32.597	99.1	18.843	114.9	27.578	88.0	24.526	111.2	1:43.544	84.60	1.381	10:32:19.109
7 -	32.122	99.4	18.693	118.1	27.793	81.0	24.541	112.2	1:43.149	84.92	0.986	10:34:02.258
8 -	32.147	98.6	18.684	118.3	27.387	82.7	24.477	112.9	1:42.695	85.29	0.532	10:35:44.953
9 -	32.037	99.2	18.737	115.3	27.851	82.5	24.845	112.2	1:43.470	84.66	1.307	10:37:28.423
10 -	32.127	98.2	18.787	115.5	27.338	83.0	24.454	111.8	1:42.706	85.29	0.543	10:39:11.129
11 -	32.417	98.2	18.786	115.9	27.676	81.0	IN PIT		3:30.707	P 41.57	1:48.544	10:42:41.836
12 -	OUTLAP	97.9	18.885	115.9	27.611	84.9	24.654	111.8	1:49.878	79.72	7.715	10:44:31.714
13 -	31.817	98.9	18.736	115.7	27.328	87.8	24.502	111.2	1:42.383	(3) 85.55	0.220	10:46:14.097
14 -	31.845	99.7	18.694	115.1	27.302	86.1	24.529	110.5	1:42.370	(2) 85.57	0.207	10:47:56.467
15 -	31.781	98.1	18.804	114.9	27.308	86.5	24.270	110.7	1:42.163	(1) 85.74		10:49:38.630
16 -	32.789	89.7	18.980	114.7	28.419	85.8	24.476	112.0	1:44.664	83.69	2.501	10:51:23.294

P15 14		Evan PENDRILL				Honda - EPRacing / SP125 Racing						
IDEAL LAP TIME : 1:42.519		BEST LAP TIME : 1:42.668				DIFFERENCE : 0.149						
LAP	SECTOR 1	SECTOR 2		SECTOR 3		SECTOR 4		LAP TIME	MPH	DIFF	TIME OF DAY	
1 -	OUTLAP	82.0	21.803	109.1	31.081	65.7	26.437	108.4	2:03.225	71.08	20.557	10:22:08.292
2 -	34.072	92.3	19.195	113.5	28.678	72.7	25.444	109.1	1:47.389	81.57	4.721	10:23:55.681
3 -	33.175	91.8	19.164	113.9	29.377	74.6	25.502	111.1	1:47.218	81.70	4.550	10:25:42.899
4 -	32.756	96.2	19.009	114.1	27.902	75.8	25.045	108.0	1:44.712	83.65	2.044	10:27:27.611
5 -	32.582	97.3	18.914	113.5	27.607	74.7	25.056	106.8	1:44.159	84.10	1.491	10:29:11.770
6 -	32.271	97.5	18.910	112.2	27.456	77.5	25.038	108.2	1:43.675	(3) 84.49	1.007	10:30:55.445
7 -	32.333	96.0	19.079	111.4	27.444	77.4	24.962	108.2	1:43.818	84.37	1.150	10:32:39.263
8 -	32.474	94.5	19.085	112.4	27.442	77.7	25.037	108.5	1:44.038	84.19	1.370	10:34:23.301
9 -	32.419	95.8	19.116	111.6	27.583	78.6	24.933	108.5	1:44.051	84.18	1.383	10:36:07.352
10 -	32.264	95.8	19.041	111.4	27.631	77.7	24.803	109.2	1:43.739	84.44	1.071	10:37:51.091
11 -	32.969	87.4	19.537	110.7	28.742	72.5	IN PIT		5:44.805	P 25.40	4:02.137	10:43:35.896
12 -	OUTLAP	94.2	19.614	112.2	27.747	79.2	25.079	108.7	1:53.660	77.07	10.992	10:45:29.556
13 -	32.258	98.1	18.734	113.5	27.100	81.3	24.633	109.8	1:42.725	(2) 85.27	0.057	10:47:12.281
14 -	32.052	96.5	18.798	112.9	27.177	78.9	24.641	110.9	1:42.668	(1) 85.32		10:48:54.949
15 -	32.705	93.9	19.415	113.7	28.232	78.8	24.742	110.7	1:45.094	83.35	2.426	10:50:40.043

P16 23		Rhys STEPHENSON				Honda - Rocket Racing						
IDEAL LAP TIME : 1:43.117		BEST LAP TIME : 1:43.447				DIFFERENCE : 0.330						
LAP	SECTOR 1	SECTOR 2		SECTOR 3		SECTOR 4		LAP TIME	MPH	DIFF	TIME OF DAY	
1 -	33.732	93.2	19.481	112.4	28.675	81.1	25.357	112.5	1:47.245	81.68	3.798	10:23:45.893
2 -	33.247	90.9	18.896	110.7	27.605	87.1	24.739	112.9	1:44.487	83.83	1.040	10:25:30.380
3 -	32.894	90.9	19.010	115.3	27.933	80.5	24.981	112.2	1:44.818	83.57	1.371	10:27:15.198
4 -	33.273	92.9	19.264	114.9	27.879	77.2	25.140	110.7	1:45.556	82.98	2.109	10:29:00.754
5 -	33.163	92.8	19.381	113.7	28.033	77.3	25.118	110.3	1:45.695	82.87	2.248	10:30:46.449
6 -	33.799	90.9	19.921	112.9	28.349	76.0	25.282	110.5	1:47.351	81.60	3.904	10:32:33.800
7 -	32.629	92.8	19.088	114.7	27.796	80.2	25.156	112.5	1:44.669	83.69	1.222	10:34:18.469
8 -	32.342	92.8	18.898	115.9	27.631	82.3	24.576	112.9	1:43.447	(1) 84.67		10:36:01.916
9 -	32.479	95.3	19.059	114.9	27.993	84.0	24.834	111.4	1:44.365	83.93	0.918	10:37:46.281
10 -	32.575	94.1	19.176	112.0	27.900	77.6	25.078	111.1	1:44.729	83.64	1.282	10:39:31.010
11 -	32.488	96.2	18.981	112.2	27.371	77.8	24.997	112.0	1:43.837	(3) 84.36	0.390	10:41:14.847
12 -	32.571	95.0	19.162	111.6	28.474	74.0	IN PIT		4:57.399	P 29.45	3:13.952	10:46:12.246
13 -	OUTLAP	89.5	19.681	110.7	28.237	81.3	25.227	110.3	1:55.131	76.08	11.684	10:48:07.377
14 -	32.835	95.4	19.247	113.3	27.764	83.7	24.922	110.1	1:44.768	83.61	1.321	10:49:52.145
15 -	32.556	97.1	18.990	112.2	27.686	81.7	24.508	113.1	1:43.740	(2) 84.44	0.293	10:51:35.885

Weather / Track : Bright / Dry

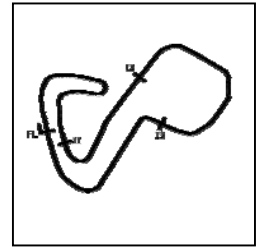
Brands Hatch GP
Circuit Length = 2.4332 miles
Start: 10:20 Flag 10:50 End: 10:51

MCRCB BULLETIN TK016

2021 Bennetts British Superbike Championship - Round 3

2021 Honda British Talent Cup

FREE PRACTICE 1 - SECTOR ANALYSIS



SECTOR 1 = FL to I1, SECTOR 2 = I1 to I2 SECTOR 3 = I2 to I3, SECTOR 4 = I3 to FL, DIFF = Difference To Personal Best Lap, P = Crossed Finish Line in Pit Lane, D = Time Disallowed

P17 41		Luca HOPKINS				Honda - Wilson Racing						
IDEAL LAP TIME : 1:44.018		BEST LAP TIME : 1:44.404				DIFFERENCE : 0.386						
LAP	SECTOR 1	SECTOR 2	SECTOR 3	SECTOR 4	LAP TIME	MPH	DIFF	TIME OF DAY				
1 -	36.264	78.4	20.646	97.1	30.363	72.3	26.053	110.9	1:53.326	77.29	8.922	10:24:03.797
2 -	34.453	86.0	19.731	108.0	29.857	76.5	25.633	113.5	1:49.674	79.87	5.270	10:25:53.471
3 -	33.978	85.5	19.552	114.9	29.249	80.0	25.392	113.3	1:48.171	80.98	3.767	10:27:41.642
4 -	34.012	93.7	19.655	114.9	28.698	79.0	25.447	110.0	1:47.812	81.25	3.408	10:29:29.454
5 -	33.292	95.1	19.426	114.5	28.341	78.2	25.222	111.8	1:46.281	82.42	1.877	10:31:15.735
6 -	33.173	92.1	19.435	107.0	29.097	81.0	25.119	111.4	1:46.824	82.00	2.420	10:33:02.559
7 -	33.094	84.4	19.728	110.3	28.598	81.3	25.439	110.9	1:46.859	81.97	2.455	10:34:49.418
8 -	33.709	90.4	19.040	117.5	28.193	80.0	24.942	112.4	1:45.884	82.73	1.480	10:36:35.302
9 -	32.645	91.3	19.478	116.9	28.144	76.6	24.866	111.8	1:45.133	(3) 83.32	0.729	10:38:20.435
10 -	32.826	89.9	19.071	116.5	28.581	80.8	25.227	112.4	1:45.705	82.87	1.301	10:40:06.140
11 -	33.031	91.8	18.967	117.5	27.561	79.3	24.845	112.9	1:44.404	(1) 83.90		10:41:50.544
12 -	33.128	90.9	19.221	117.1	27.838	74.7	25.242	112.4	1:45.429	83.08	1.025	10:43:35.973
13 -	32.904	92.8	19.014	116.9	28.113	79.0	25.088	110.5	1:45.119	(2) 83.33	0.715	10:45:21.092
14 -	34.440	94.9	19.149	115.9	28.535	76.6	25.770	112.2	1:47.894	81.18	3.490	10:47:08.986
15 -	33.145	92.1	19.148	118.9	28.332	78.3	25.082	111.1	1:45.707	82.86	1.303	10:48:54.693
16 -	32.894	91.9	19.215	112.9	28.115	80.5	24.928	112.7	1:45.152	83.30	0.748	10:50:39.845

P18 79		Harley McCABE				Honda - MLav VisionTrack Academy						
IDEAL LAP TIME : 1:44.447		BEST LAP TIME : 1:44.476				DIFFERENCE : 0.029						
LAP	SECTOR 1	SECTOR 2	SECTOR 3	SECTOR 4	LAP TIME	MPH	DIFF	TIME OF DAY				
1 -	OUTLAP	80.9	22.682	108.4	31.784	70.4	27.622	113.5	2:06.157	69.43	21.681	10:22:29.114
2 -	36.325	81.9	20.815	108.5	30.104	69.3	25.697	113.7	1:52.941	77.56	8.465	10:24:22.055
3 -	35.357	80.8	19.767	107.8	29.545	71.3	25.730	114.7	1:50.399	79.34	5.923	10:26:12.454
4 -	34.708	84.6	19.643	112.5	29.045	76.0	25.460	113.5	1:48.856	80.47	4.380	10:28:01.310
5 -	33.906	91.5	19.288	112.7	29.138	75.1	25.529	114.1	1:47.861	81.21	3.385	10:29:49.171
6 -	34.587	82.0	19.711	104.5	29.387	73.3	25.343	114.7	1:49.028	80.34	4.552	10:31:38.199
7 -	33.572	88.4	19.284	113.7	28.801	74.1	25.201	113.9	1:46.858	81.97	2.382	10:33:25.057
8 -	33.843	88.3	19.279	112.9	28.543	80.2	25.403	114.9	1:47.068	81.81	2.592	10:35:12.125
9 -	33.672	89.9	19.255	117.5	28.561	76.1	25.385	114.5	1:46.873	81.96	2.397	10:36:58.998
10 -	33.474	88.6	19.350	115.3	28.394	76.9	25.158	113.9	1:46.376	82.34	1.900	10:38:45.374
11 -	33.157	90.6	19.339	113.7	28.514	78.8	24.871	115.7	1:45.881	82.73	1.405	10:40:31.255
12 -	32.960	89.3	19.045	115.7	28.323	75.9	24.937	115.5	1:45.265	83.21	0.789	10:42:16.520
13 -	33.026	91.6	19.176	117.9	28.577	78.9	25.160	114.1	1:45.939	82.68	1.463	10:44:02.459
14 -	32.779	92.3	19.238	116.7	28.224	80.7	25.301	112.0	1:45.542	82.99	1.066	10:45:48.001
15 -	32.790	93.9	18.927	113.7	27.887	81.9	24.872	114.3	1:44.476	(1) 83.84		10:47:32.477
16 -	32.764	93.9	19.102	117.5	27.975	78.6	25.308	112.5	1:45.149	(3) 83.30	0.673	10:49:17.626
17 -	33.284	88.1	19.049	114.5	27.920	77.8	24.869	115.1	1:45.122	(2) 83.33	0.646	10:51:02.748

P19 69		Eli BANISH				Honda - Team Thorneycroft Racing						
IDEAL LAP TIME : 1:44.207		BEST LAP TIME : 1:44.631				DIFFERENCE : 0.424						
LAP	SECTOR 1	SECTOR 2	SECTOR 3	SECTOR 4	LAP TIME	MPH	DIFF	TIME OF DAY				
1 -	OUTLAP	73.7	21.612	93.2	33.839	62.7	27.734	107.8	2:10.495	67.12	25.864	10:25:14.298
2 -	36.401	83.0	20.606	100.6	30.739	68.6	26.627	106.1	1:54.373	76.59	9.742	10:27:08.671
3 -	35.038	87.2	19.865	104.5	30.200	72.3	26.118	108.4	1:51.221	78.76	6.590	10:28:59.892
4 -	34.253	90.9	19.641	107.5	29.595	75.5	25.668	109.4	1:49.157	80.24	4.526	10:30:49.049
5 -	33.713	91.3	19.583	107.3	29.884	73.8	25.837	108.7	1:49.017	80.35	4.386	10:32:38.066
6 -	33.321	94.3	19.906	103.5	29.062	78.3	25.781	109.4	1:48.070	81.05	3.439	10:34:26.136
7 -	33.101	92.3	19.463	111.1	29.117	75.9	25.908	110.3	1:47.589	81.41	2.958	10:36:13.725
8 -	33.203	90.9	19.250	111.6	28.996	77.6	25.420	109.4	1:46.869	81.96	2.238	10:38:00.594
9 -	33.201	93.3	19.233	111.6	29.014	77.4	25.286	109.6	1:46.734	82.07	2.103	10:39:47.328
10 -	33.516	94.6	19.194	112.5	28.731	81.2	25.293	110.0	1:46.734	82.07	2.103	10:41:34.062
11 -	33.121	92.9	19.203	112.7	28.329	83.5	25.926	110.0	1:46.579	82.19	1.948	10:43:20.641
12 -	32.600	94.3	19.064	112.7	28.188	81.2	25.259	109.6	1:45.111	(3) 83.33	0.480	10:45:05.752
13 -	32.886	96.1	19.059	113.5	28.254	82.2	25.179	109.8	1:45.378	83.12	0.747	10:46:51.130
14 -	32.372	96.6	18.991	113.1	28.169	81.3	25.099	110.1	1:44.631	(1) 83.72		10:48:35.761
15 -	32.465	94.2	18.883	113.3	27.853	82.8	25.442	107.7	1:44.643	(2) 83.71	0.012	10:50:20.404

Weather / Track : Bright / Dry

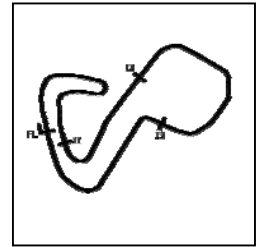
Brands Hatch GP
Circuit Length = 2.4332 miles
Start: 10:20 Flag 10:50 End: 10:51

MCRCB BULLETIN TK016

2021 Bennetts British Superbike Championship - Round 3

2021 Honda British Talent Cup

FREE PRACTICE 1 - SECTOR ANALYSIS



SECTOR 1 = FL to I1, SECTOR 2 = I1 to I2 SECTOR 3 = I2 to I3, SECTOR 4 = I3 to FL, DIFF = Difference To Personal Best Lap, P = Crossed Finish Line in Pit Lane, D = Time Disallowed

P20 44		Lucas HILL				Honda - Ashcourt Racing						
IDEAL LAP TIME : 1:44.094		BEST LAP TIME : 1:44.640				DIFFERENCE : 0.546						
LAP	SECTOR 1	SECTOR 2		SECTOR 3		SECTOR 4		LAP TIME	MPH	DIFF	TIME OF DAY	
1 -	OUTLAP	80.9	22.298	110.7	31.909	65.7	26.935	108.4	2:08.762	68.03	24.122	10:22:45.963
2 -	34.905	93.9	19.823	115.3	30.180	72.2	IN PIT		3:06.174 P	47.05	1:21.534	10:25:52.137
3 -	OUTLAP	93.3	19.662	116.9	29.557	75.4	26.227	109.1	1:55.574	75.79	10.934	10:27:47.711
4 -	33.813	90.6	19.910	116.9	28.695	78.2	25.614	110.5	1:48.032	81.08	3.392	10:29:35.743
5 -	33.321	98.6	20.444	116.5	28.087	82.1	25.403	112.2	1:47.255	81.67	2.615	10:31:22.998
6 -	32.800	97.6	19.448	117.7	28.525	81.2	25.483	111.1	1:46.256	82.44	1.616	10:33:09.254
7 -	33.530	95.1	19.616	115.7	29.212	74.3	IN PIT		2:48.601 P	51.95	1:03.961	10:35:57.855
8 -	OUTLAP	95.5	19.092	117.7	28.370	80.7	25.577	110.9	1:52.915	77.57	8.275	10:37:50.770
9 -	32.859	97.6	19.054	117.7	28.078	83.4	25.450	110.9	1:45.441	83.07	0.801	10:39:36.211
10 -	32.764	96.9	19.197	117.3	27.908	83.3	25.194	111.8	1:45.063	83.37	0.423	10:41:21.274
11 -	38.303	95.3	19.465	115.1	28.666	80.0	25.794	112.0	1:52.228	78.05	7.588	10:43:13.502
12 -	32.662	97.9	19.107	116.5	28.107	80.9	25.179	111.2	1:45.055 (3)	83.38	0.415	10:44:58.557
13 -	32.381	98.9	18.727	117.9	27.898	85.0	25.634	108.9	1:44.640 (1)	83.71		10:46:43.197
14 -	32.490	97.1	19.046	117.5	28.194	81.3	25.088	111.6	1:44.818 (2)	83.57	0.178	10:48:28.015

P21 21		Troy JEFFREY				Honda - Stiggymotorsport						
IDEAL LAP TIME : 1:44.489		BEST LAP TIME : 1:45.542				DIFFERENCE : 1.053						
LAP	SECTOR 1	SECTOR 2		SECTOR 3		SECTOR 4		LAP TIME	MPH	DIFF	TIME OF DAY	
1 -	OUTLAP	87.7	20.631	105.6	30.986	72.0	27.637	112.7	3:11.943	45.63	1:26.401	10:24:20.937
2 -	34.468	93.5	19.521	106.8	29.544	73.7	25.730	112.5	1:49.263	80.17	3.721	10:26:10.200
3 -	33.578	88.3	19.186	105.3	29.264	69.7	25.798	109.6	1:47.826	81.24	2.284	10:27:58.026
4 -	32.811	94.2	19.831	109.1	28.445	75.5	25.723	113.1	1:46.810	82.01	1.268	10:29:44.836
5 -	33.061	88.7	19.110	113.1	28.310	76.5	25.362	112.7	1:45.843	82.76	0.301	10:31:30.679
6 -	34.835	97.3	19.865	112.7	28.048	77.9	25.489	112.2	1:48.237	80.93	2.695	10:33:18.916
7 -	33.158	95.3	19.913	104.6	29.582	72.1	25.532	112.2	1:48.185	80.97	2.643	10:35:07.101
8 -	32.876	88.7	19.136	110.3	28.358	76.2	25.172	112.9	1:45.542 (1)	82.99		10:36:52.643
9 -	33.200	90.4	19.000	115.3	28.099	79.1	25.364	113.1	1:45.663 (3)	82.90	0.121	10:38:38.306
10 -	32.885	96.8	19.383	115.7	28.419	78.1	25.195	113.3	1:45.882	82.73	0.340	10:40:24.188
11 -	32.269	95.5	19.110	113.1	28.676	76.1	25.575	114.1	1:45.630 (2)	82.92	0.088	10:42:09.818
12 -	35.550	78.2	19.702	109.6	28.314	74.0	25.244	111.4	1:48.810	80.50	3.268	10:43:58.628
13 -	32.554	98.9	19.223	112.0	28.576	74.8	25.421	110.5	1:45.774	82.81	0.232	10:45:44.402
14 -	32.591	97.6	19.230	113.3	28.548	75.9	25.398	113.5	1:45.767	82.82	0.225	10:47:30.169
15 -	32.570	93.7	19.144	112.5	28.811	76.0	26.820	110.1	1:47.345	81.60	1.803	10:49:17.514
16 -	32.477	96.2	19.950	93.2	30.622	71.6	25.413	113.7	1:48.462	80.76	2.920	10:51:05.976

P22 12		Josh BANNISTER				Honda - Dunsley Heat Racing						
IDEAL LAP TIME : 1:44.942		BEST LAP TIME : 1:45.586				DIFFERENCE : 0.644						
LAP	SECTOR 1	SECTOR 2		SECTOR 3		SECTOR 4		LAP TIME	MPH	DIFF	TIME OF DAY	
1 -	37.105	79.7	22.224	91.1	33.148	71.4	27.779	105.3	2:00.256	72.84	14.670	10:24:13.093
2 -	36.114	79.3	20.296	94.5	30.453	73.4	26.478	111.4	1:53.341	77.28	7.755	10:26:06.434
3 -	35.021	80.1	20.086	95.1	30.267	75.4	26.397	108.5	1:51.771	78.37	6.185	10:27:58.205
4 -	34.771	84.5	20.015	103.2	29.218	75.9	26.178	108.5	1:50.182	79.50	4.596	10:29:48.387
5 -	34.961	84.8	19.831	104.6	29.226	76.5	25.727	109.1	1:49.745	79.81	4.159	10:31:38.132
6 -	34.102	84.4	19.586	105.3	29.322	79.9	25.274	112.2	1:48.284	80.89	2.698	10:33:26.416
7 -	33.470	88.7	19.600	106.6	28.703	78.5	25.763	113.9	1:47.536	81.45	1.950	10:35:13.952
8 -	33.367	86.2	19.946	104.3	28.479	81.5	25.983	106.5	1:47.775	81.27	2.189	10:37:01.727
9 -	33.865	85.5	19.847	113.5	28.994	76.9	25.405	110.7	1:48.111	81.02	2.525	10:38:49.838
10 -	33.768	86.5	19.491	110.3	28.684	77.9	25.557	110.0	1:47.500	81.48	1.914	10:40:37.338
11 -	32.950	91.0	19.548	112.5	28.723	79.6	25.133	113.7	1:46.354	82.36	0.768	10:42:23.692
12 -	32.476	93.2	19.340	112.4	28.108	77.7	26.025	111.1	1:45.949 (3)	82.67	0.363	10:44:09.641
13 -	32.474	93.9	19.332	114.1	28.478	77.7	25.302	108.7	1:45.586 (1)	82.96		10:45:55.227
14 -	32.966	89.4	19.624	102.4	28.181	79.8	25.028	109.8	1:45.799 (2)	82.79	0.213	10:47:41.026
15 -	33.660	90.6	19.581	107.5	28.335	78.5	25.141	110.7	1:46.717	82.08	1.131	10:49:27.743
16 -	33.498	92.0	19.739	112.4	28.296	79.3	25.451	109.4	1:46.984	81.87	1.398	10:51:14.727

Weather / Track : Bright / Dry

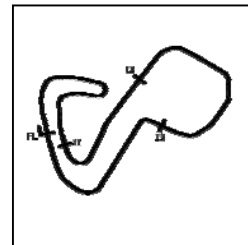
Brands Hatch GP
Circuit Length = 2.4332 miles
Start: 10:20 Flag 10:50 End: 10:51

MCRCB BULLETIN TK016

2021 Bennetts British Superbike Championship - Round 3

2021 Honda British Talent Cup

FREE PRACTICE 1 - SECTOR ANALYSIS



SECTOR 1 = FL to I1, SECTOR 2 = I1 to I2 SECTOR 3 = I2 to I3, SECTOR 4 = I3 to FL, DIFF = Difference To Personal Best Lap, P = Crossed Finish Line in Pit Lane, D = Time Disallowed

P23		8		Ross MOORE				Honda - B Moore Honda				
IDEAL LAP TIME : 1:45.698		BEST LAP TIME : 1:46.117				DIFFERENCE : 0.419						
LAP	SECTOR 1	SECTOR 2		SECTOR 3		SECTOR 4		LAP TIME	MPH	DIFF	TIME OF DAY	
1 -	OUTLAP	90.8	20.068	103.4	31.102	73.7	26.801	111.4	1:58.674	73.81	12.557	10:22:53.865
2 -	36.462	91.6	20.038	102.2	31.798	69.4	26.647	113.5	1:54.945	76.20	8.828	10:24:48.810
3 -	34.999	87.2	20.055	108.9	30.143	71.5	25.819	112.0	1:51.016	78.90	4.899	10:26:39.826
4 -	34.419	97.3	19.471	110.1	30.188	75.2	25.515	113.5	1:49.593	79.93	3.476	10:28:29.419
5 -	34.099	97.1	19.267	115.3	29.248	81.4	25.584	113.7	1:48.198	80.96	2.081	10:30:17.617
6 -	33.741	98.3	19.168	111.8	29.431	77.0	25.227	114.3	1:47.567 (3)	81.43	1.450	10:32:05.184
7 -	33.613	98.8	19.150	110.7	29.274	78.2	25.247	113.7	1:47.284 (2)	81.65	1.167	10:33:52.468
8 -	34.186	97.2	20.938	111.8	29.401	75.4	25.418	114.5	1:49.943	79.67	3.826	10:35:42.411
9 -	33.067	92.1	19.484	109.6	28.262	82.4	25.304	111.8	1:46.117 (1)	82.54		10:37:28.528

P24		65		Alexander ROWAN				Honda - Victoria House Mortimer Racing				
IDEAL LAP TIME : 1:45.374		BEST LAP TIME : 1:46.212				DIFFERENCE : 0.838						
LAP	SECTOR 1	SECTOR 2		SECTOR 3		SECTOR 4		LAP TIME	MPH	DIFF	TIME OF DAY	
1 -	OUTLAP	83.2	19.925	115.3	30.800	71.4	26.959	112.9	1:59.899	73.06	13.687	10:22:31.626
2 -	36.069	87.8	20.558	106.1	30.769	69.8	26.320	113.7	1:53.716	77.03	7.504	10:24:25.342
3 -	35.516	87.1	19.545	114.9	29.863	71.1	25.859	114.5	1:50.783	79.07	4.571	10:26:16.125
4 -	34.570	91.9	19.378	118.3	28.647	76.2	25.552	113.9	1:48.147	80.99	1.935	10:28:04.272
5 -	33.717	92.8	19.550	118.1	28.652	75.3	25.540	113.7	1:47.459	81.51	1.247	10:29:51.731
6 -	33.730	91.0	19.278	119.8	28.636	72.0	25.340	114.3	1:46.984	81.87	0.772	10:31:38.715
7 -	33.907	87.4	19.329	102.4	28.685	74.6	25.287	113.9	1:47.208	81.70	0.996	10:33:25.923
8 -	33.460	90.5	19.424	118.9	28.512	72.0	25.475	114.5	1:46.871	81.96	0.659	10:35:12.794
9 -	33.329	91.4	19.617	118.1	28.654	75.0	25.235	115.9	1:46.835	81.99	0.623	10:36:59.629
10 -	33.100	89.8	19.524	119.1	28.698	74.3	25.431	114.1	1:46.753 (3)	82.05	0.541	10:38:46.382
11 -	32.721	91.1	20.083	118.5	28.349	75.6	25.059	114.9	1:46.212 (1)	82.47		10:40:32.594
12 -	32.989	89.9	19.741	116.9	28.536	75.7	25.273	114.9	1:46.539 (2)	82.22	0.327	10:42:19.133
13 -	33.401	89.2	19.782	117.5	28.801	76.0	25.273	114.7	1:47.257	81.67	1.045	10:44:06.390

P25		2		Rhys COATES				Honda - Ernie Coates Race Support / SP125 Racing				
IDEAL LAP TIME : 1:45.332		BEST LAP TIME : 1:46.377				DIFFERENCE : 1.045						
LAP	SECTOR 1	SECTOR 2		SECTOR 3		SECTOR 4		LAP TIME	MPH	DIFF	TIME OF DAY	
1 -	OUTLAP	79.6	20.768	111.6	30.778	72.9	IN PIT	6:06.098	P	23.92	4:19.721	10:26:10.467
2 -	OUTLAP	86.2	20.071	113.7	30.109	79.6	25.828	110.0	2:00.485	72.70	14.108	10:28:10.952
3 -	35.384	88.5	20.159	114.3	29.962	65.5	IN PIT	11:32.298	P	12.65	9:45.921	10:39:43.250
4 -	OUTLAP	87.6	19.739	114.1	29.010	79.2	25.364	114.5	1:54.375	76.58	7.998	10:41:37.625
5 -	33.894	93.4	19.357	115.9	28.493	80.5	25.407	110.7	1:47.151 (3)	81.75	0.774	10:43:24.776
6 -	34.066	92.4	19.753	114.3	28.656	81.5	25.486	108.4	1:47.961	81.13	1.584	10:45:12.737
7 -	33.931	95.8	19.715	113.9	28.324	80.8	25.132	109.4	1:47.102 (2)	81.78	0.725	10:46:59.839
8 -	34.239	92.0	19.800	113.5	28.265	81.1	27.038	109.1	1:49.342	80.11	2.965	10:48:49.181
9 -	33.534	96.9	19.061	116.1	27.605	79.8	26.177	111.1	1:46.377 (1)	82.34		10:50:35.558

Weather / Track : Bright / Dry

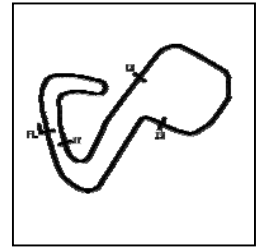
Brands Hatch GP
Circuit Length = 2.4332 miles
Start: 10:20 Flag 10:50 End: 10:51

MCRCB BULLETIN TK016

2021 Bennetts British Superbike Championship - Round 3

2021 Honda British Talent Cup

FREE PRACTICE 1 - SECTOR ANALYSIS



SECTOR 1 = FL to I1, SECTOR 2 = I1 to I2 SECTOR 3 = I2 to I3, SECTOR 4 = I3 to FL, DIFF = Difference To Personal Best Lap, P = Crossed Finish Line in Pit Lane, D = Time Disallowed

P26 61		Harrison MACKAY				Honda - True Heros Racing / Super Soco						
IDEAL LAP TIME : 1:46.071		BEST LAP TIME : 1:46.666				DIFFERENCE : 0.595						
LAP	SECTOR 1	SECTOR 2		SECTOR 3		SECTOR 4		LAP TIME	MPH	DIFF	TIME OF DAY	
1 -	35.028	91.4	19.814	103.8	30.552	77.4	26.077	110.7	1:51.471	78.58	4.805	10:24:00.708
2 -	35.119	87.9	19.959	104.8	29.662	82.5	25.848	112.0	1:50.588	79.21	3.922	10:25:51.296
3 -	34.084	92.5	19.792	96.4	30.262	76.7	25.903	112.2	1:50.041	79.60	3.375	10:27:41.337
4 -	34.861	89.2	19.728	107.0	29.766	76.6	25.816	110.7	1:50.171	79.51	3.505	10:29:31.508
5 -	33.690	91.9	19.463	105.1	29.227	79.1	25.869	111.2	1:48.249	80.92	1.583	10:31:19.757
6 -	35.116	85.3	19.794	108.4	30.002	75.2	25.899	111.4	1:50.811	79.05	4.145	10:33:10.568
7 -	33.919	90.0	19.458	105.6	28.688	78.6	IN PIT		3:53.432	P	2:06.766	10:37:04.000
8 -	OUTLAP	90.5	20.894	108.2	29.120	81.4	25.558	112.9	1:57.165	74.76	10.499	10:39:01.165
9 -	33.399	94.5	19.398	106.1	28.787	79.5	25.248	113.3	1:46.832	(2)	0.166	10:40:47.997
10 -	32.983	92.6	19.464	108.9	29.004	80.0	25.215	113.7	1:46.666	(1)	82.12	10:42:34.663
11 -	32.939	94.3	19.229	107.5	29.419	74.9	25.463	112.2	1:47.050	(3)	0.384	10:44:21.713
12 -	33.439	92.3	19.526	103.7	29.370	74.8	25.481	111.4	1:47.816	81.24	1.150	10:46:09.529
13 -	33.245	92.6	19.424	109.2	28.952	77.4	25.589	112.2	1:47.210	81.70	0.544	10:47:56.739
14 -	33.471	89.4	19.569	108.5	29.041	80.7	25.633	111.2	1:47.714	81.32	1.048	10:49:44.453
15 -	33.647	95.1	19.781	105.6	29.386	76.2	25.647	112.0	1:48.461	80.76	1.795	10:51:32.914

P27 22		Anthony EAGLE				Honda - Microlise Cresswell Racing						
IDEAL LAP TIME : 1:47.404		BEST LAP TIME : 1:48.611				DIFFERENCE : 1.207						
LAP	SECTOR 1	SECTOR 2		SECTOR 3		SECTOR 4		LAP TIME	MPH	DIFF	TIME OF DAY	
1 -	34.024	91.4	20.013	109.8	30.825	71.2	26.266	107.3	1:51.128	78.82	2.517	10:23:54.253
2 -	33.261	86.4	19.865	109.8	29.664	77.3	25.821	108.4	1:48.611	(1)	80.65	10:25:42.864
3 -	34.920	85.8	20.370	110.7	29.104	75.7	26.152	105.3	1:50.546	79.24	1.935	10:27:33.410
4 -	33.744	91.3	20.171	109.1	28.873	79.9	26.067	103.0	1:48.855	(2)	0.244	10:29:22.265
5 -	34.803	92.3	19.840	108.9	28.482	80.0	26.228	103.4	1:49.353	(3)	0.742	10:31:11.618
6 -	35.093	88.8	21.485	105.6	29.652	78.3	26.766	103.2	1:52.996	77.52	4.385	10:33:04.614

P28 51		Holly HARRIS				Honda - MJL Racing						
IDEAL LAP TIME : 1:48.927		BEST LAP TIME : 1:49.220				DIFFERENCE : 0.293						
LAP	SECTOR 1	SECTOR 2		SECTOR 3		SECTOR 4		LAP TIME	MPH	DIFF	TIME OF DAY	
1 -	OUTLAP	89.2	20.430	106.3	31.818	79.1	27.608	109.8	2:01.609	72.03	12.389	10:22:58.395
2 -	34.783	90.6	20.762	107.8	31.239	78.2	26.194	111.1	1:52.978	(3)	3.758	10:24:51.373
3 -	34.229	91.8	19.290	107.7	30.298	77.8	25.613	112.7	1:49.430	(2)	0.210	10:26:40.803
4 -	34.065	93.4	19.483	109.6	29.992	79.4	25.680	110.7	1:49.220	(1)	80.20	10:28:30.023

MCRCB BULLETIN TK017

2021 Bennetts British Superbike Championship - Round 3

2021 Honda British Talent Cup

FREE PRACTICE 1 - BEST SECTORS

SECTOR 1				SECTOR 2				SECTOR 3				SECTOR 4				IDEAL / BEST COMPARISON			
POS	NO	NAME	TIME	NO	NAME	TIME	NO	NAME	TIME	NO	NAME	TIME	POS	NO	NAME	IDEAL	BEST	DIFF	
1	43	HITCHCO	30.729	43	HITCHCO	17.936	43	HITCHCO	25.728	43	HITCHCO	23.742	1	43	HITCHCOCK	1:38.135	1:38.508	0.373	
2	34	COOK	30.987	57	GARNESS	18.099	7	LYONS	25.779	34	COOK	23.806	2	34	COOK	1:38.911	1:39.462	0.551	
3	74	BROWN	31.014	34	COOK	18.197	34	COOK	25.921	7	LYONS	23.862	3	7	LYONS	1:39.168	1:39.660	0.492	
4	7	LYONS	31.058	52	BELFORD	18.223	52	BELFORD	26.308	52	BELFORD	23.887	4	52	BELFORD	1:39.711	1:40.162	0.451	
5	15	CROSBY	31.125	15	CROSBY	18.270	24	BUCHANA	26.318	9	STUART-	24.003	5	15	CROSBY	1:39.762	1:40.478	0.716	
6	52	BELFORD	31.293	9	STUART-	18.366	15	CROSBY	26.360	15	CROSBY	24.007	6	74	BROWN	1:40.133	1:40.133	0.000	
7	9	STUART-	31.458	74	BROWN	18.370	74	BROWN	26.417	96	BANHAM	24.177	7	9	STUART-CAMPBELL	1:40.519	1:40.807	0.288	
8	24	BUCHANA	31.561	4	MOUNSEY	18.458	96	BANHAM	26.674	24	BUCHANA	24.190	8	24	BUCHANAN	1:40.668	1:41.450	0.782	
9	96	BANHAM	31.604	7	LYONS	18.469	9	STUART-	26.692	57	GARNESS	24.193	9	57	GARNESS	1:40.850	1:41.130	0.280	
10	57	GARNESS	31.696	53	VEIJER	18.523	4	MOUNSEY	26.837	29	BROWN	24.270	10	96	BANHAM	1:41.069	1:41.355	0.286	
11	4	MOUNSEY	31.700	66	DOBSON	18.587	57	GARNESS	26.862	74	BROWN	24.332	11	4	MOUNSEY	1:41.363	1:41.882	0.519	
12	29	BROWN	31.781	24	BUCHANA	18.599	66	DOBSON	26.895	53	VEIJER	24.332	12	53	VEIJER	1:41.582	1:41.609	0.027	
13	53	VEIJER	31.817	96	BANHAM	18.614	53	VEIJER	26.910	48	WALKER	24.351	13	66	DOBSON	1:41.915	1:41.937	0.022	
14	66	DOBSON	31.922	48	WALKER	18.653	14	PENDRIL	27.100	4	MOUNSEY	24.368	14	29	BROWN	1:42.037	1:42.163	0.126	
15	14	PENDRIL	32.052	29	BROWN	18.684	29	BROWN	27.302	23	STEPHEN	24.508	15	14	PENDRILL	1:42.519	1:42.668	0.149	
16	21	JEFFREY	32.269	44	HILL	18.727	23	STEPHEN	27.371	66	DOBSON	24.511	16	23	STEPHENSON	1:43.117	1:43.447	0.330	
17	23	STEPHEN	32.342	14	PENDRIL	18.734	41	HOPKINS	27.561	14	PENDRIL	24.633	17	41	HOPKINS	1:44.018	1:44.404	0.386	
18	69	BANISH	32.372	69	BANISH	18.883	2	COATES	27.605	41	HOPKINS	24.845	18	44	HILL	1:44.094	1:44.640	0.546	
19	44	HILL	32.381	23	STEPHEN	18.896	69	BANISH	27.853	79	McCABE	24.869	19	69	BANISH	1:44.207	1:44.631	0.424	
20	12	BANNIST	32.474	79	McCABE	18.927	79	McCABE	27.887	12	BANNIST	25.028	20	79	McCABE	1:44.447	1:44.476	0.029	
21	41	HOPKINS	32.645	41	HOPKINS	18.967	44	HILL	27.898	65	ROWAN	25.059	21	21	JEFFREY	1:44.489	1:45.542	1.053	
22	65	ROWAN	32.721	21	JEFFREY	19.000	48	WALKER	28.022	44	HILL	25.088	22	12	BANNISTER	1:44.942	1:45.586	0.644	
23	48	WALKER	32.730	2	COATES	19.061	21	JEFFREY	28.048	69	BANISH	25.099	23	2	COATES	1:45.332	1:46.377	1.045	
24	79	McCABE	32.764	8	MOORE	19.142	12	BANNIST	28.108	2	COATES	25.132	24	65	ROWAN	1:45.374	1:46.212	0.838	
25	61	MACKAY	32.939	61	MACKAY	19.229	8	MOORE	28.262	21	JEFFREY	25.172	25	8	MOORE	1:45.698	1:46.117	0.419	
26	8	MOORE	33.067	65	ROWAN	19.245	65	ROWAN	28.349	61	MACKAY	25.215	26	61	MACKAY	1:46.071	1:46.666	0.595	
27	22	EAGLE	33.261	51	HARRIS	19.290	22	EAGLE	28.482	8	MOORE	25.227	27	22	EAGLE	1:47.404	1:48.611	1.207	
28	2	COATES	33.534	12	BANNIST	19.332	61	MACKAY	28.688	51	HARRIS	25.613	28	51	HARRIS	1:48.927	1:49.220	0.293	
29	51	HARRIS	34.032	22	EAGLE	19.840	51	HARRIS	29.992	22	EAGLE	25.821							

Weather / Track : Bright / Dry

Results can be found at www.tsl-timing.com

Brands Hatch GP

Circuit Length = 2.4332 miles

Start: 10:20 Flag 10:50 End: 10:51

Printed - 10:55 Friday, 23 July 2021

MCRCB BULLETIN TK018**2021 Bennetts British Superbike Championship - Round 3****2021 Honda British Talent Cup****FREE PRACTICE 1 - BEST SPEEDS**

POS	INTERMEDIATE 1			INTERMEDIATE 2			INTERMEDIATE 3			FINISH LINE		
	NO	NAME	MPH	NO	NAME	MPH	NO	NAME	MPH	NO	NAME	MPH
1	57	GARNESS	105.6	57	GARNESS	125.9	7	LYONS	91.9	57	GARNESS	122.2
2	4	MOUNSEY	101.9	9	STUART-CAMPBELL	123.1	43	HITCHCOCK	91.6	9	STUART-CAMPBELL	118.3
3	43	HITCHCOCK	101.8	74	BROWN	121.7	34	COOK	89.2	43	HITCHCOCK	117.3
4	52	BELFORD	101.6	52	BELFORD	120.9	57	GARNESS	89.1	7	LYONS	116.7
5	53	VEIJER	101.5	48	WALKER	120.9	96	BANHAM	88.4	52	BELFORD	116.7
6	9	STUART-CAMPBELL	101.2	66	DOBSON	120.2	48	WALKER	88.3	74	BROWN	116.5
7	34	COOK	100.9	43	HITCHCOCK	119.8	29	BROWN	88.0	53	VEIJER	116.5
8	7	LYONS	100.4	65	ROWAN	119.8	24	BUCHANAN	87.9	66	DOBSON	116.3
9	74	BROWN	100.3	34	COOK	119.6	15	CROSBY	87.8	4	MOUNSEY	115.9
10	29	BROWN	99.7	7	LYONS	119.4	52	BELFORD	87.6	65	ROWAN	115.9
11	15	CROSBY	99.4	53	VEIJER	119.1	9	STUART-CAMPBELL	87.1	79	McCABE	115.7
12	24	BUCHANAN	99.1	4	MOUNSEY	119.1	23	STEPHENSON	87.1	48	WALKER	115.7
13	66	DOBSON	99.1	15	CROSBY	118.9	66	DOBSON	85.1	15	CROSBY	115.5
14	96	BANHAM	98.9	41	HOPKINS	118.9	44	HILL	85.0	34	COOK	114.9
15	44	HILL	98.9	24	BUCHANAN	118.5	74	BROWN	84.8	8	MOORE	114.5
16	21	JEFFREY	98.9	29	BROWN	118.3	4	MOUNSEY	84.8	2	COATES	114.5
17	8	MOORE	98.8	79	McCABE	117.9	69	BANISH	83.5	96	BANHAM	114.3
18	14	PENDRILL	98.1	44	HILL	117.9	8	MOORE	82.7	21	JEFFREY	114.1
19	23	STEPHENSON	97.1	96	BANHAM	117.7	61	MACKAY	82.5	12	BANNISTER	113.9
20	2	COATES	96.9	2	COATES	116.1	53	VEIJER	82.1	24	BUCHANAN	113.7
21	69	BANISH	96.6	23	STEPHENSON	115.9	79	McCABE	81.9	61	MACKAY	113.7
22	51	HARRIS	95.5	21	JEFFREY	115.7	12	BANNISTER	81.5	29	BROWN	113.5
23	41	HOPKINS	95.1	8	MOORE	115.3	2	COATES	81.5	41	HOPKINS	113.5
24	61	MACKAY	95.1	14	PENDRILL	114.1	14	PENDRILL	81.3	23	STEPHENSON	113.1
25	79	McCABE	93.9	12	BANNISTER	114.1	41	HOPKINS	81.3	51	HARRIS	112.7
26	12	BANNISTER	93.9	69	BANISH	113.5	51	HARRIS	80.4	44	HILL	112.2
27	65	ROWAN	92.8	22	EAGLE	110.7	22	EAGLE	80.0	14	PENDRILL	111.1
28	22	EAGLE	92.3	51	HARRIS	109.6	21	JEFFREY	79.1	69	BANISH	110.3
29	48	WALKER	92.0	61	MACKAY	109.2	65	ROWAN	76.2	22	EAGLE	108.4

Weather / Track : Bright / Dry

Brands Hatch GP

Circuit Length = 2.4332 miles

Start: 10:20 Flag 10:50 End: 10:51

Results can be found at www.tsl-timing.com

Printed - 10:55 Friday, 23 July 2021

MCRCB BULLETIN TK019

2021 Bennetts British Superbike Championship - Round 3

2021 Honda British Talent Cup

FREE PRACTICE 1 - STATISTICS

Competitors Started 29
Planned Start 2021-07-23 @ 10:20:00.000
Actual Start 2021-07-23 @ 10:20:01.906
Finish Time 2021-07-23 @ 10:50:01.906
Track Length 2.4332mi.
Total Laps 409
Total Distance Covered 995.2154mi.

Session Fastest Lap History

NO	NAME	LAP TIME	TIME OF DAY	LAP	VEHICLE
34	James COOK	1:44.780	10:23:37.537	1	Honda
43	Ryan HITCHCOCK	1:44.583	10:23:41.200	1	Honda
15	Harrison CROSBY	1:44.280	10:23:46.358	2	Honda
34	James COOK	1:42.162	10:25:19.698	2	Honda
34	James COOK	1:41.469	10:27:01.168	3	Honda
34	James COOK	1:40.549	10:28:41.717	4	Honda
34	James COOK	1:40.246	10:30:21.963	5	Honda
7	Jamie LYONS	1:39.931	10:31:24.389	6	Honda
34	James COOK	1:39.462	10:33:42.697	7	Honda
43	Ryan HITCHCOCK	1:39.299	10:42:11.821	12	Honda
43	Ryan HITCHCOCK	1:38.909	10:47:11.586	15	Honda
43	Ryan HITCHCOCK	1:38.508	10:50:29.113	17	Honda

Flag History

TYPE	TIME OF DAY
GREEN	10:20:01.906
FINISH	10:50:01.906

Flag Statistics

TYPE	COUNT	TOTAL LAPS	TOTAL TIME
Green	1	18	31:44.067
Red	0	0	0.000
Safety Car	0	0	0.000
FCY	0	0	0.000

Weather / Track : Bright / Dry

Results can be found at www.tsl-timing.com

Brands Hatch GP
Circuit Length = 2.4332 miles
Start: 10:20 Flag 10:50 End: 10:51

Printed - 10:56 Friday, 23 July 2021

MCRCB BULLETIN TK020

2021 Bennetts British Superbike Championship - Round 3

2021 Honda British Talent Cup

FREE PRACTICE 1 - SESSION NOTES

TIME	MESSAGE
10:23:48	NO. 48 FALLER AT T9 SHEENE CURVE - RIDER OK
10:50:09	CHEQUERED FLAG
10:50:12	
10:50:23	
10:50:26	
10:50:26	

Weather / Track : Bright / Dry

Results can be found at www.tsl-timing.com

Brands Hatch GP
Circuit Length = 2.4332 miles
Start: 10:20 Flag 10:50 End: 10:51

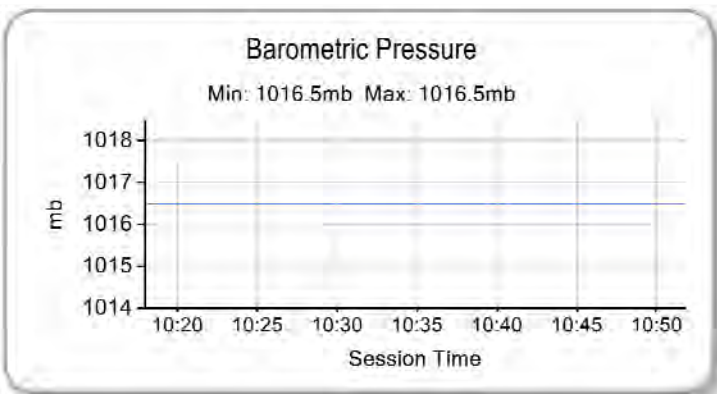
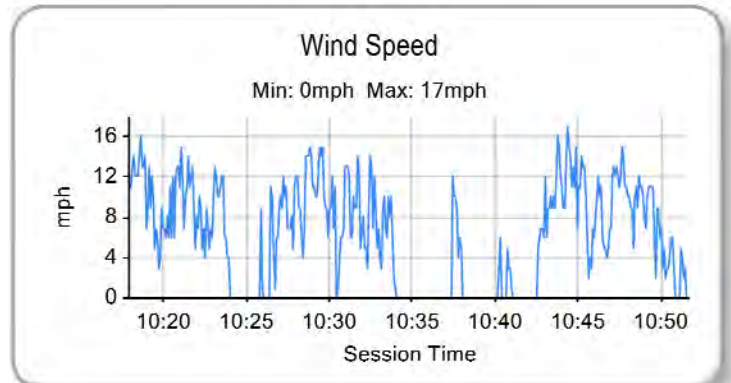
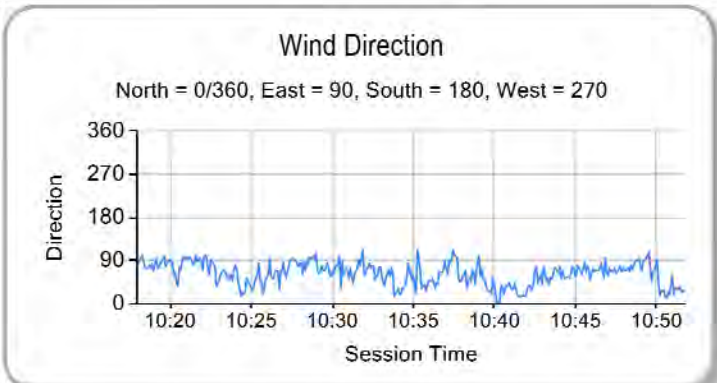
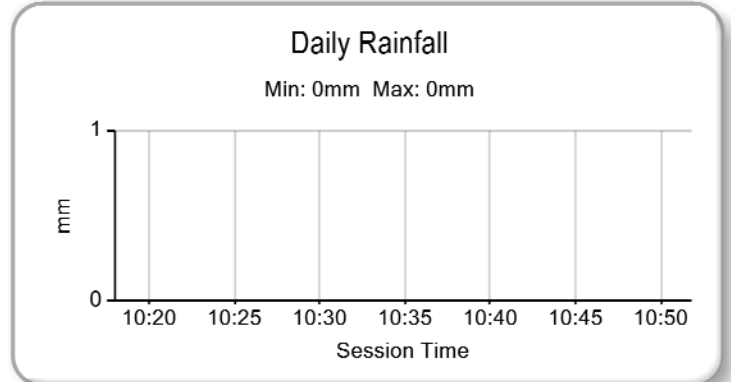
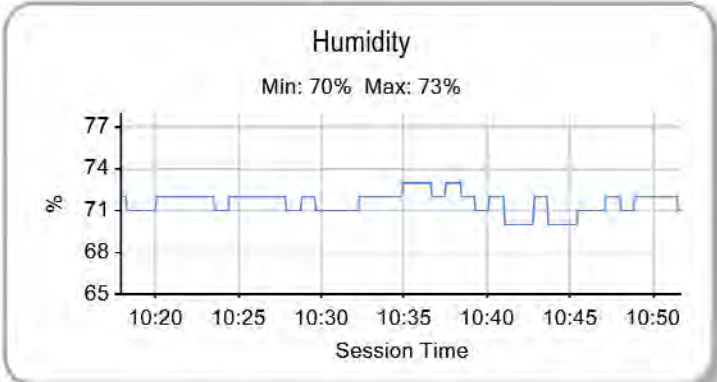
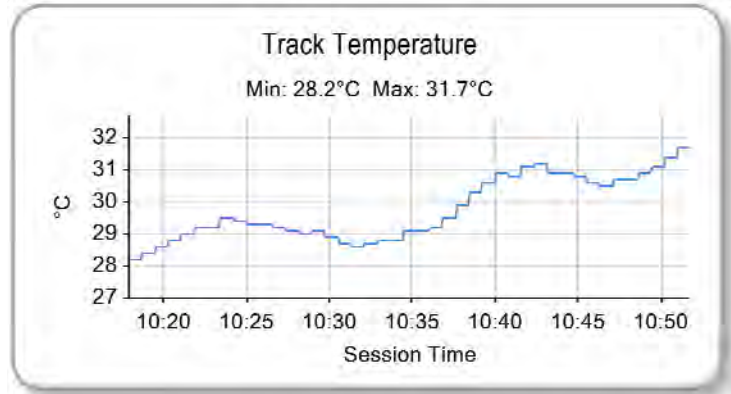
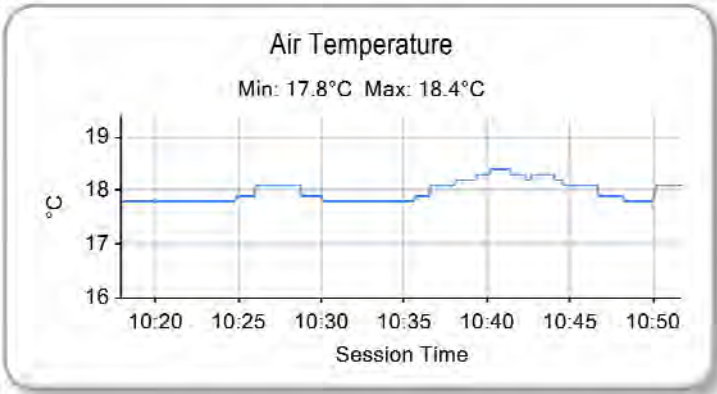
Printed - 10:56 Friday, 23 July 2021

MCRCB BULLETIN TK021

2021 Bennetts British Superbike Championship - Round 3

2021 Honda British Talent Cup

FREE PRACTICE 1 - WEATHER CONDITIONS



Weather / Track : Bright / Dry

Results can be found at www.tsl-timing.com

Brands Hatch GP
Circuit Length = 2.4332 miles
Start: 10:20 Flag 10:50 End: 10:51

Printed - 10:57 Friday, 23 July 2021

FREE PRACTICE 2 - CLASSIFICATION

POS	NO	NAME	NAT	ENTRY	TIME	ON	LAPS	GAP	DIFF	MPH
1	34	James COOK	GBR	Honda - Wilson Racing	1:38.584	18	18			88.85
2	43	Ryan HITCHCOCK	GBR	Honda - Wilson Racing	1:38.742	16	18	0.158	0.158	88.71
3	52	Evan BELFORD	GBR	Honda - City Lifting by RS Racing	1:39.139	12	13	0.555	0.397	88.35
4	57	Johnny GARNES	GBR	Honda - City Lifting by RS Racing	1:39.210	13	13	0.626	0.071	88.29
5	7	Jamie LYONS	GBR	Honda - C&M Motors Ltd / Tooltec Racing	1:39.281	12	17	0.697	0.071	88.23
6	74	Carter BROWN	GBR	Honda - City Lifting by RS Racing	1:39.543	14	14	0.959	0.262	88.00
7	15	Harrison CROSBY	GBR	Honda - Banks Racing	1:39.594	15	15	1.010	0.051	87.95
8	9	Bailey STUART-CAMPBELL	GBR	Honda - Team 151s	1:39.846	15	18	1.262	0.252	87.73
9	53	Kiyano VEIJER	NLD	Honda - Microlise Cresswell Racing	1:40.045	14	17	1.461	0.199	87.55
10	24	Cormac BUCHANAN	NZL	Honda - Microlise Cresswell Racing	1:40.141	10	17	1.557	0.096	87.47
11	48	Ollie WALKER	GBR	Honda - Moto Rapido / SP125 Racing	1:40.257	16	16	1.673	0.116	87.37
12	4	Sullivan MOUNSEY	GBR	Honda - iForce Lloyd & Jones	1:40.497	13	17	1.913	0.240	87.16
13	96	Rossi BANHAM	GBR	Honda - MJL Racing	1:40.503	15	16	1.919	0.006	87.16
14	66	Rossi DOBSON	GBR	Honda - WM Racing	1:41.255	15	16	2.671	0.752	86.51
15	2	Rhys COATES	GBR	Honda - Ernie Coates Race Support / SP125 Racing	1:41.479	14	17	2.895	0.224	86.32
16	29	Lucas BROWN	GBR	Honda - Amphibian Scaffolding / SP125 Racing	1:41.534	4	17	2.950	0.055	86.27
17	21	Troy JEFFREY	GBR	Honda - Stiggymotorsport	1:41.699	12	17	3.115	0.165	86.13
18	23	Rhys STEPHENSON	GBR	Honda - Rocket Racing	1:41.879	15	17	3.295	0.180	85.98
19	14	Evan PENDRILL	GBR	Honda - EPRacing / SP125 Racing	1:42.323	13	16	3.739	0.444	85.60
20	41	Luca HOPKINS	GBR	Honda - Wilson Racing	1:42.455	15	16	3.871	0.132	85.49
21	79	Harley McCABE	GBR	Honda - MLav VisionTrack Academy	1:43.251	15	15	4.667	0.796	84.84
22	44	Lucas HILL	GBR	Honda - Ashcourt Racing	1:43.352	15	16	4.768	0.101	84.75
23	65	Alexander ROWAN	GBR	Honda - Victoria House Mortimer Racing	1:43.384	13	16	4.800	0.032	84.73
24	69	Eli BANISH	USA	Honda - Team Thorneycroft Racing	1:43.418	8	16	4.834	0.034	84.70
25	8	Ross MOORE	GBR	Honda - B Moore Honda	1:43.605	16	17	5.021	0.187	84.55
26	12	Josh BANNISTER	GBR	Honda - Dunsley Heat Racing	1:44.835	11	16	6.251	1.230	83.55
27	61	Harrison MACKAY	GBR	Honda - True Heros Racing / Super Soco	1:45.033	13	16	6.449	0.198	83.40
28	22	Anthony EAGLE	GBR	Honda - Microlise Cresswell Racing	1:45.552	9	13	6.968	0.519	82.99
29	51	Holly HARRIS	GBR	Honda - MJL Racing	1:47.073	3	3	8.489	1.521	81.81

QUALIFYING LAPTIME (110.0% of 1:38.584) = 1:48.442

Weather / Track : Bright / Dry

These results are provisional until the conclusion of any judicial and technical matters.

Brands Hatch GP

Circuit Length = 2.4332 miles

Start: 15:10 Flag 15:40 End: 15:41

Race Director : Stuart Higgs

Stewards :

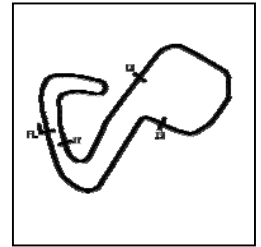
Timekeeper : Richard Evans

MCRCB BULLETIN TK067

2021 Bennetts British Superbike Championship - Round 3

2021 Honda British Talent Cup

FREE PRACTICE 2 - SECTOR ANALYSIS



SECTOR 1 = FL to I1, SECTOR 2 = I1 to I2 SECTOR 3 = I2 to I3, SECTOR 4 = I3 to FL, DIFF = Difference To Personal Best Lap, P = Crossed Finish Line in Pit Lane, D = Time Disallowed

P1		34		James COOK				Honda - Wilson Racing				
IDEAL LAP TIME :		1:38.476		BEST LAP TIME :		1:38.584		DIFFERENCE : 0.108				
LAP	SECTOR 1	SECTOR 2	SECTOR 3	SECTOR 4	LAP TIME	MPH	DIFF	TIME OF DAY				
1 -	OUTLAP	95.8	18.621	121.3	26.886	85.0	24.043	115.5	2:01.192	72.28	22.608	15:12:08.961
2 -	33.004	100.3	18.454	119.8	27.213	76.7	25.386	115.1	1:44.057	84.18	5.473	15:13:53.018
3 -	31.725	99.5	18.472	117.5	26.232	87.3	24.009	112.4	1:40.438	87.21	1.854	15:15:33.456
4 -	31.248	100.1	18.452	116.3	26.168	85.2	23.732	116.7	1:39.600	87.95	1.016	15:17:13.056
5 -	31.659	99.2	18.458	115.9	26.183	84.4	24.086	114.3	1:40.386	87.26	1.802	15:18:53.442
6 -	31.158	101.2	18.150	118.9	26.516	85.2	23.835	114.3	1:39.659	87.89	1.075	15:20:33.101
7 -	31.259	99.7	18.475	116.3	26.085	88.6	24.102	111.6	1:39.921	87.66	1.337	15:22:13.022
8 -	31.114	101.6	18.399	116.7	26.017	91.1	25.080	110.7	1:40.610	87.06	2.026	15:23:53.632
9 -	31.278	99.5	18.329	117.3	26.296	88.6	24.033	111.4	1:39.936	87.65	1.352	15:25:33.568
10 -	30.939	101.5	18.276	115.5	26.065	82.0	24.213	111.6	1:39.493	88.04	0.909	15:27:13.061
11 -	30.860	101.2	18.198	115.9	25.880	88.8	23.751	113.7	1:38.689	(2) 88.76	0.105	15:28:51.750
12 -	30.915	101.2	18.117	117.5	25.933	82.9	23.943	116.3	1:38.908	(3) 88.56	0.324	15:30:30.658
13 -	30.988	101.9	18.338	115.7	26.087	87.9	23.814	113.5	1:39.227	88.28	0.643	15:32:09.885
14 -	30.861	100.9	18.171	117.3	26.040	88.0	23.869	113.3	1:38.941	88.53	0.357	15:33:48.826
15 -	30.907	100.6	18.255	115.3	26.047	87.2	23.881	113.3	1:39.090	88.40	0.506	15:35:27.916
16 -	31.155	101.0	18.273	116.5	26.394	88.7	23.962	112.5	1:39.784	87.78	1.200	15:37:07.700
17 -	30.763	100.6	18.268	113.3	26.124	89.7	23.766	113.1	1:38.921	88.55	0.337	15:38:46.621
18 -	30.769	101.2	18.157	116.7	25.942	88.3	23.716	113.1	1:38.584	(1) 88.85		15:40:25.205

P2		43		Ryan HITCHCOCK				Honda - Wilson Racing				
IDEAL LAP TIME :		1:38.349		BEST LAP TIME :		1:38.742		DIFFERENCE : 0.393				
LAP	SECTOR 1	SECTOR 2	SECTOR 3	SECTOR 4	LAP TIME	MPH	DIFF	TIME OF DAY				
1 -	OUTLAP	89.4	18.826	118.7	26.678	85.5	24.092	116.1	2:05.536	69.77	26.794	15:12:08.499
2 -	32.298	101.3	18.158	122.2	27.635	81.7	24.218	114.5	1:42.309	85.62	3.567	15:13:50.808
3 -	31.127	101.5	18.163	118.9	26.314	83.3	24.182	115.7	1:39.786	87.78	1.044	15:15:30.594
4 -	30.987	99.5	18.407	118.3	27.238	81.1	24.081	115.3	1:40.713	86.97	1.971	15:17:11.307
5 -	30.835	101.9	18.133	118.7	26.489	76.0	24.123	115.3	1:39.580	87.96	0.838	15:18:50.887
6 -	30.800	100.1	18.243	118.5	26.147	87.2	23.988	115.3	1:39.178	88.32	0.436	15:20:30.065
7 -	31.039	100.3	18.374	118.3	26.248	87.2	23.998	114.7	1:39.659	87.89	0.917	15:22:09.724
8 -	31.076	100.6	18.179	120.0	26.232	84.3	23.927	114.3	1:39.414	88.11	0.672	15:23:49.138
9 -	31.185	100.0	18.282	119.8	26.263	86.7	23.994	114.3	1:39.724	87.84	0.982	15:25:28.862
10 -	30.810	101.5	18.246	118.5	26.201	83.9	24.092	113.7	1:39.349	88.17	0.607	15:27:08.211
11 -	32.015	100.7	18.393	117.7	26.241	88.8	23.914	114.3	1:40.563	87.10	1.821	15:28:48.774
12 -	30.856	101.8	18.106	118.9	26.466	81.2	24.226	113.9	1:39.654	87.90	0.912	15:30:28.428
13 -	30.907	100.9	18.395	117.3	26.159	85.1	23.765	115.1	1:39.226	88.28	0.484	15:32:07.654
14 -	30.832	100.6	18.283	117.9	26.083	87.9	23.722	114.9	1:38.920	(3) 88.55	0.178	15:33:46.574
15 -	30.631	101.6	18.247	117.1	26.243	88.8	23.739	114.5	1:38.860	(2) 88.60	0.118	15:35:25.434
16 -	30.594	101.2	18.307	117.5	25.927	88.4	23.914	114.1	1:38.742	(1) 88.71		15:37:04.176
17 -	31.192	98.8	18.434	116.7	26.270	85.0	24.022	114.9	1:39.918	87.67	1.176	15:38:44.094
18 -	30.741	100.9	18.131	118.1	26.012	85.2	24.043	112.7	1:38.927	88.54	0.185	15:40:23.021

P3		52		Evan BELFORD				Honda - City Lifting by RS Racing				
IDEAL LAP TIME :		1:38.934		BEST LAP TIME :		1:39.139		DIFFERENCE : 0.205				
LAP	SECTOR 1	SECTOR 2	SECTOR 3	SECTOR 4	LAP TIME	MPH	DIFF	TIME OF DAY				
1 -	32.332	100.4	18.370	121.7	26.868	81.0	24.149	115.5	1:41.719	86.11	2.580	15:13:35.443
2 -	32.018	101.0	18.542	121.1	26.415	81.5	24.546	116.5	1:41.521	86.28	2.382	15:15:16.964
3 -	32.878	99.5	18.602	120.0	26.631	85.0	23.990	116.1	1:42.101	85.79	2.962	15:16:59.065
4 -	31.620	100.4	18.157	121.3	26.735	79.8	24.226	116.9	1:40.738	86.95	1.599	15:18:39.803
5 -	31.787	102.6	18.605	120.2	26.296	86.3	23.917	115.1	1:40.605	87.07	1.466	15:20:20.408
6 -	31.050	101.3	18.451	118.5	26.304	88.6	24.107	113.1	1:39.912	87.67	0.773	15:22:00.320
7 -	31.181	102.2	18.178	119.6	26.300	88.4	24.090	113.1	1:39.749	(3) 87.81	0.610	15:23:40.069
8 -	32.710	94.5	19.168	116.1	28.330	80.4	IN PIT		7:51.297	P 18.58	6:12.158	15:31:31.366
9 -	OUTLAP	97.5	18.348	120.4	26.734	83.9	24.689	117.3	1:50.505	79.27	11.366	15:33:21.871
10 -	31.101	100.1	18.724	120.0	26.824	81.2	25.426	112.4	1:42.075	85.81	2.936	15:35:03.946
11 -	31.575	94.7	19.199	117.5	27.094	86.5	24.990	114.1	1:42.858	85.16	3.719	15:36:46.804
12 -	30.960	101.2	18.133	120.9	26.100	86.9	23.946	116.9	1:39.139	(1) 88.35		15:38:25.943
13 -	31.161	101.6	18.196	119.4	26.202	89.4	23.741	114.1	1:39.300	(2) 88.21	0.161	15:40:05.243

Weather / Track : Bright / Dry

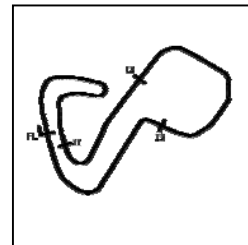
Brands Hatch GP
Circuit Length = 2.4332 miles
Start: 15:10 Flag 15:40 End: 15:41

MCRCB BULLETIN TK067

2021 Bennetts British Superbike Championship - Round 3

2021 Honda British Talent Cup

FREE PRACTICE 2 - SECTOR ANALYSIS



SECTOR 1 = FL to I1, SECTOR 2 = I1 to I2 SECTOR 3 = I2 to I3, SECTOR 4 = I3 to FL, DIFF = Difference To Personal Best Lap, P = Crossed Finish Line in Pit Lane, D = Time Disallowed

P4 57		Johnny GARNESS						Honda - City Lifting by RS Racing					
IDEAL LAP TIME : 1:39.074		BEST LAP TIME : 1:39.210						DIFFERENCE : 0.136					
LAP	SECTOR 1		SECTOR 2		SECTOR 3		SECTOR 4		LAP TIME	MPH	DIFF	TIME OF DAY	
1 -	32.794	104.3	18.422	121.1	26.956	84.5	24.240	120.2	1:42.412	85.53	3.202	15:13:34.712	
2 -	32.306	102.4	18.347	122.2	26.862	82.4	24.364	117.7	1:41.879	85.98	2.669	15:15:16.591	
3 -	31.739	104.0	18.364	122.0	26.755	84.3	24.029	119.4	1:40.887	86.82	1.677	15:16:57.478	
4 -	31.905	101.9	18.398	121.3	26.714	89.0	24.411	118.5	1:41.428	86.36	2.218	15:18:38.906	
5 -	31.517	103.7	18.276	121.3	26.737	89.7	24.085	118.9	1:40.615	87.06	1.405	15:20:19.521	
6 -	32.372	104.6	18.214	121.7	26.658	88.0	23.923	119.6	1:41.167	86.58	1.957	15:22:00.688	
7 -	31.182	104.5	17.910	121.5	26.430	86.5	23.786	118.5	1:39.308 (2)	88.20	0.098	15:23:39.996	
8 -	31.213	104.3	18.152	121.1	26.948	90.0	IN PIT		7:52.295 P	18.54	6:13.085	15:31:32.291	
9 -	OUTLAP	97.1	18.801	121.3	27.286	82.2	24.428	120.0	1:48.858	80.47	9.648	15:33:21.149	
10 -	31.454	104.0	18.119	121.1	26.635	87.7	24.153	117.9	1:40.361	87.28	1.151	15:35:01.510	
11 -	33.783	95.0	18.749	122.2	26.834	87.4	26.064	119.1	1:45.430	83.08	6.220	15:36:46.940	
12 -	31.293	103.5	17.959	121.1	26.480	88.0	23.910	120.0	1:39.642 (3)	87.91	0.432	15:38:26.582	
13 -	31.105	104.6	17.930	120.9	26.546	87.4	23.629	120.9	1:39.210 (1)	88.29		15:40:05.792	

P5 7		Jamie LYONS						Honda - C&M Motors Ltd / Tooltec Racing					
IDEAL LAP TIME : 1:38.829		BEST LAP TIME : 1:39.281						DIFFERENCE : 0.452					
LAP	SECTOR 1		SECTOR 2		SECTOR 3		SECTOR 4		LAP TIME	MPH	DIFF	TIME OF DAY	
1 -	32.477	98.8	19.060	119.8	26.920	87.2	24.620	113.5	1:43.077	84.98	3.796	15:13:53.154	
2 -	31.903	98.1	18.636	120.0	26.908	86.1	24.012	116.9	1:41.459	86.33	2.178	15:15:34.613	
3 -	31.589	99.1	18.549	118.1	26.142	88.8	24.005	117.9	1:40.285	87.34	1.004	15:17:14.898	
4 -	31.165	99.5	18.485	118.7	26.202	86.9	24.704	114.5	1:40.556	87.11	1.275	15:18:55.454	
5 -	31.102	99.2	18.410	117.9	25.817	85.5	24.460	115.5	1:39.789 (2)	87.78	0.508	15:20:35.243	
6 -	31.421	98.2	18.824	116.7	26.096	86.7	24.211	113.3	1:40.552	87.11	1.271	15:22:15.795	
7 -	31.080	99.7	18.542	118.7	27.296	88.8	24.225	112.4	1:41.143	86.60	1.862	15:23:56.938	
8 -	31.452	98.9	18.596	117.5	25.994	89.8	24.164	112.5	1:40.206	87.41	0.925	15:25:37.144	
9 -	31.337	98.6	18.591	116.3	25.933	90.4	24.037	112.7	1:39.898	87.68	0.617	15:27:17.042	
10 -	31.437	98.8	18.651	114.9	26.664	81.7	24.569	112.0	1:41.321	86.45	2.040	15:28:58.363	
11 -	37.247	90.6	19.094	116.1	26.625	89.5	24.589	112.2	1:47.555	81.44	8.274	15:30:45.918	
12 -	31.109	99.7	18.459	117.1	25.946	90.3	23.767	115.7	1:39.281 (1)	88.23		15:32:25.199	
13 -	31.968	98.5	18.573	117.5	26.459	89.0	24.161	114.3	1:41.161	86.59	1.880	15:34:06.360	
14 -	30.835	99.4	18.524	117.9	26.138	86.2	24.335	113.7	1:39.832 (3)	87.74	0.551	15:35:46.192	
15 -	31.312	99.1	20.525	89.5	28.502	77.3	24.726	113.7	1:45.065	83.37	5.784	15:37:31.257	
16 -	31.253	98.2	19.696	102.9	26.811	84.0	24.442	113.9	1:42.202	85.71	2.921	15:39:13.459	
17 -	30.917	99.8	18.419	117.5	26.414	81.8	24.855	111.8	1:40.605	87.07	1.324	15:40:54.064	

P6 74		Carter BROWN						Honda - City Lifting by RS Racing					
IDEAL LAP TIME : 1:39.403		BEST LAP TIME : 1:39.543						DIFFERENCE : 0.140					
LAP	SECTOR 1		SECTOR 2		SECTOR 3		SECTOR 4		LAP TIME	MPH	DIFF	TIME OF DAY	
1 -	32.684	94.9	18.899	118.3	27.486	77.2	24.504	113.5	1:43.573	84.57	4.030	15:13:37.176	
2 -	32.231	92.8	18.824	117.9	26.950	79.7	24.723	113.5	1:42.728	85.27	3.185	15:15:19.904	
3 -	31.973	96.1	18.783	117.7	26.860	83.9	24.507	113.3	1:42.123	85.77	2.580	15:17:02.027	
4 -	32.091	90.5	18.826	117.7	27.046	79.5	24.535	115.3	1:42.498	85.46	2.955	15:18:44.525	
5 -	31.412	93.2	18.769	118.5	26.542	80.3	24.408	115.3	1:41.131	86.61	1.588	15:20:25.656	
6 -	31.087	95.3	18.701	118.5	26.481	82.5	24.362	113.9	1:40.631 (3)	87.04	1.088	15:22:06.287	
7 -	31.797	97.3	18.749	117.5	27.228	76.0	24.746	113.1	1:42.520	85.44	2.977	15:23:48.807	
8 -	31.939	98.8	18.756	119.8	26.531	86.4	24.083	114.7	1:41.309	86.46	1.766	15:25:30.116	
9 -	31.105	98.3	19.382	110.1	28.010	75.4	IN PIT		6:01.555 P	24.22	4:22.012	15:31:31.671	
10 -	OUTLAP	89.3	19.445	119.4	27.113	83.1	24.646	116.1	1:49.907	79.70	10.364	15:33:21.578	
11 -	31.605	94.3	18.710	121.3	26.623	85.4	24.665	116.1	1:41.603	86.21	2.060	15:35:03.181	
12 -	31.959	86.3	19.552	118.1	26.653	85.5	24.595	114.5	1:42.759	85.24	3.216	15:36:45.940	
13 -	31.104	100.3	18.421	119.4	26.349	86.1	24.065	115.1	1:39.939 (2)	87.65	0.396	15:38:25.879	
14 -	30.938	100.4	18.515	118.5	26.395	88.5	23.695	117.1	1:39.543 (1)	88.00		15:40:05.422	

Weather / Track : Bright / Dry

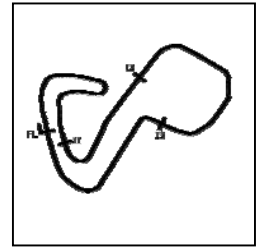
Brands Hatch GP
Circuit Length = 2.4332 miles
Start: 15:10 Flag 15:40 End: 15:41

MCRCB BULLETIN TK067

2021 Bennetts British Superbike Championship - Round 3

2021 Honda British Talent Cup

FREE PRACTICE 2 - SECTOR ANALYSIS



SECTOR 1 = FL to I1, SECTOR 2 = I1 to I2 SECTOR 3 = I2 to I3, SECTOR 4 = I3 to FL, DIFF = Difference To Personal Best Lap, P = Crossed Finish Line in Pit Lane, D = Time Disallowed

P7 15		Harrison CROSBY						Honda - Banks Racing				
IDEAL LAP TIME : 1:39.292		BEST LAP TIME : 1:39.594						DIFFERENCE : 0.302				
LAP	SECTOR 1	SECTOR 2		SECTOR 3		SECTOR 4		LAP TIME	MPH	DIFF	TIME OF DAY	
1 -	OUTLAP	90.3	19.834	116.1	28.294	78.2	24.818	114.1	1:52.798	77.65	13.204	15:12:03.011
2 -	32.774	95.3	18.812	118.3	26.821	80.1	24.294	114.7	1:42.701	85.29	3.107	15:13:45.712
3 -	32.672	97.8	18.561	120.0	26.635	82.4	24.295	113.9	1:42.163	85.74	2.569	15:15:27.875
4 -	32.319	97.8	18.564	116.9	26.349	84.8	24.260	115.3	1:41.492	86.31	1.898	15:17:09.367
5 -	31.911	98.5	18.708	116.7	26.674	78.0	24.373	113.7	1:41.666	86.16	2.072	15:18:51.033
6 -	31.340	97.8	18.398	118.1	26.270	87.9	23.873	115.5	1:39.881	(3)	0.287	15:20:30.914
7 -	31.099	98.9	18.476	117.7	26.586	84.9	24.095	113.7	1:40.256	87.37	0.662	15:22:11.170
8 -	31.211	99.5	18.434	118.7	26.083	86.5	24.255	112.5	1:39.983	87.61	0.389	15:23:51.153
9 -	35.461	90.3	23.700	83.7	31.044	71.7	IN PIT		6:35.141	P	4:55.547	15:30:26.294
10 -	OUTLAP	92.4	19.501	112.9	26.917	89.1	24.348	113.3	1:52.836	77.63	13.242	15:32:19.130
11 -	31.233	98.9	18.556	118.3	26.924	82.5	24.280	114.3	1:40.993	86.73	1.399	15:34:00.123
12 -	31.040	100.3	18.456	117.3	26.103	86.2	24.215	112.9	1:39.814	(2)	0.220	15:35:39.937
13 -	31.181	99.5	18.346	117.5	26.736	86.7	24.126	113.7	1:40.389	87.25	0.795	15:37:20.326
14 -	31.204	98.9	18.400	116.7	26.382	88.1	23.917	114.1	1:39.903	87.68	0.309	15:39:00.229
15 -	31.025	99.4	18.311	117.3	26.246	88.3	24.012	114.1	1:39.594	(1)	87.95	15:40:39.823

P8 9		Bailey STUART-CAMPBELL						Honda - Team 151s				
IDEAL LAP TIME : 1:39.846		BEST LAP TIME : 1:39.846						DIFFERENCE : 0.000				
LAP	SECTOR 1	SECTOR 2		SECTOR 3		SECTOR 4		LAP TIME	MPH	DIFF	TIME OF DAY	
1 -	OUTLAP	95.0	19.225	122.2	28.346	80.4	25.376	112.9	1:55.541	75.81	15.695	15:12:06.837
2 -	32.946	95.0	18.992	122.2	28.733	77.4	25.119	115.5	1:45.790	82.80	5.944	15:13:52.627
3 -	31.953	97.9	18.729	121.1	26.594	88.0	24.064	116.7	1:41.340	86.44	1.494	15:15:33.967
4 -	31.483	99.5	18.651	119.4	26.608	86.9	24.063	116.9	1:40.805	86.89	0.959	15:17:14.772
5 -	31.509	98.1	18.380	117.9	27.308	88.1	24.070	118.3	1:41.267	86.50	1.421	15:18:56.039
6 -	31.751	100.0	18.735	120.0	26.609	85.9	24.067	117.3	1:41.162	86.59	1.316	15:20:37.201
7 -	31.668	97.9	18.936	120.6	26.788	85.0	24.007	115.3	1:41.399	86.38	1.553	15:22:18.600
8 -	31.543	101.0	18.432	121.1	26.496	89.5	IN PIT		2:21.156	P	41.310	15:24:39.756
9 -	OUTLAP	98.9	18.800	119.6	27.066	88.8	24.518	115.7	1:48.205	80.95	8.359	15:26:27.961
10 -	31.663	101.3	18.529	119.6	26.995	89.0	24.241	114.9	1:41.428	86.36	1.582	15:28:09.389
11 -	31.726	102.1	18.458	120.4	26.361	86.2	24.059	115.5	1:40.604	87.07	0.758	15:29:49.993
12 -	31.700	101.2	18.411	119.4	26.607	88.1	24.198	115.1	1:40.916	86.80	1.070	15:31:30.909
13 -	31.489	101.2	18.476	120.2	26.537	91.3	23.965	116.5	1:40.467	(2)	0.621	15:33:11.376
14 -	31.294	101.0	18.579	117.3	26.668	88.7	24.089	115.7	1:40.630	87.05	0.784	15:34:52.006
15 -	31.230	102.1	18.344	120.2	26.358	89.1	23.914	118.3	1:39.846	(1)	87.73	15:36:31.852
16 -	32.138	97.3	19.126	118.3	28.002	86.4	24.448	115.7	1:43.714	84.46	3.868	15:38:15.566
17 -	31.363	101.8	18.466	119.8	26.546	89.5	24.095	115.1	1:40.470	(3)	0.624	15:39:56.036
18 -	31.454	102.1	18.981	119.4	28.190	82.5	26.668	112.7	1:45.293	83.19	5.447	15:41:41.329

P9 53		Kiyano VEIJER						Honda - Microlise Cresswell Racing				
IDEAL LAP TIME : 1:39.843		BEST LAP TIME : 1:40.045						DIFFERENCE : 0.202				
LAP	SECTOR 1	SECTOR 2		SECTOR 3		SECTOR 4		LAP TIME	MPH	DIFF	TIME OF DAY	
1 -	32.580	95.3	18.898	119.8	27.306	77.9	24.390	116.1	1:43.174	84.90	3.129	15:13:44.571
2 -	32.073	97.9	18.528	120.4	27.394	80.1	24.481	115.9	1:42.476	85.48	2.431	15:15:27.047
3 -	32.030	96.4	18.605	118.9	27.198	79.6	24.235	115.5	1:42.068	85.82	2.023	15:17:09.115
4 -	32.416	97.3	18.699	116.5	27.507	71.1	25.837	117.9	1:44.459	83.85	4.414	15:18:53.574
5 -	31.736	96.9	18.541	120.4	26.806	79.6	24.440	115.3	1:41.523	86.28	1.478	15:20:35.097
6 -	31.811	99.2	18.779	114.9	26.815	81.9	24.092	116.1	1:41.497	86.30	1.452	15:22:16.594
7 -	31.454	99.7	18.218	121.7	26.882	79.1	24.504	115.5	1:41.058	86.68	1.013	15:23:57.652
8 -	31.479	100.0	18.575	120.4	26.748	83.5	24.177	115.9	1:40.979	86.74	0.934	15:25:38.631
9 -	31.529	96.9	18.313	119.6	27.068	82.2	24.359	114.9	1:41.269	86.50	1.224	15:27:19.900
10 -	31.551	98.6	18.482	118.9	26.859	84.4	24.149	114.3	1:41.041	86.69	0.996	15:29:00.941
11 -	32.179	93.4	18.941	116.3	27.379	82.9	24.372	114.3	1:42.871	85.15	2.826	15:30:43.812
12 -	31.419	99.1	18.366	117.9	27.248	83.3	24.102	115.1	1:41.135	86.61	1.090	15:32:24.947
13 -	31.259	99.2	18.349	119.4	26.881	83.6	24.029	115.3	1:40.518	(2)	0.473	15:34:05.465
14 -	31.218	99.2	18.359	119.1	26.623	84.8	23.845	116.5	1:40.045	(1)	87.55	15:35:45.510
15 -	34.739	91.1	19.168	113.9	27.723	77.3	24.543	114.7	1:46.173	82.50	6.128	15:37:31.683
16 -	31.157	99.8	19.449	100.9	27.127	83.8	24.157	115.3	1:41.890	85.97	1.845	15:39:13.573
17 -	31.390	99.5	18.312	119.4	26.879	79.6	24.312	115.1	1:40.893	(3)	0.848	15:40:54.466

Weather / Track : Bright / Dry

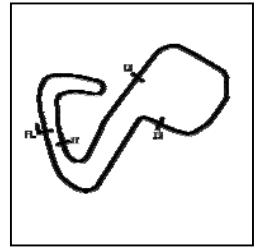
Brands Hatch GP
Circuit Length = 2.4332 miles
Start: 15:10 Flag 15:40 End: 15:41

MCRCB BULLETIN TK067

2021 Bennetts British Superbike Championship - Round 3

2021 Honda British Talent Cup

FREE PRACTICE 2 - SECTOR ANALYSIS



SECTOR 1 = FL to I1, SECTOR 2 = I1 to I2 SECTOR 3 = I2 to I3, SECTOR 4 = I3 to FL, DIFF = Difference To Personal Best Lap, P = Crossed Finish Line in Pit Lane, D = Time Disallowed

P10 24		Cormac BUCHANAN						Honda - Microlise Cresswell Racing				
IDEAL LAP TIME : 1:39.936		BEST LAP TIME : 1:40.141			DIFFERENCE : 0.205							
LAP	SECTOR 1	SECTOR 2		SECTOR 3		SECTOR 4		LAP TIME	MPH	DIFF	TIME OF DAY	
1 -	32.469	98.2	18.910	117.9	26.796	81.8	24.387	113.3	1:42.562	85.41	2.421	15:13:35.133
2 -	32.199	99.2	18.799	119.1	26.570	82.6	24.318	114.9	1:41.886	85.97	1.745	15:15:17.019
3 -	32.468	98.5	19.019	117.7	26.891	81.8	23.931	117.1	1:42.309	85.62	2.168	15:16:59.328
4 -	31.628	100.3	18.686	120.0	26.519	84.9	23.965	116.1	1:40.798 (3)	86.90	0.657	15:18:40.126
5 -	31.647	100.3	18.771	121.1	26.575	81.4	23.977	116.9	1:40.970	86.75	0.829	15:20:21.096
6 -	31.409	101.3	18.862	116.3	27.165	85.2	24.191	114.1	1:41.627	86.19	1.486	15:22:02.723
7 -	31.467	100.3	18.562	116.9	27.660	72.7	24.848	112.4	1:42.537	85.43	2.396	15:23:45.260
8 -	31.811	97.9	18.777	117.1	26.815	85.5	IN PIT		2:01.198 P	72.27	21.057	15:25:46.458
9 -	OUTLAP	98.1	18.618	117.3	26.320	84.7	24.542	113.9	1:46.311	82.39	6.170	15:27:32.769
10 -	31.347	100.1	18.480	117.9	26.437	86.0	23.877	114.5	1:40.141 (1)	87.47		15:29:12.910
11 -	32.285	97.6	18.851	118.3	26.938	83.7	24.186	112.7	1:42.260	85.66	2.119	15:30:55.170
12 -	31.466	100.0	18.638	114.7	26.867	86.1	24.168	115.9	1:41.139	86.61	0.998	15:32:36.309
13 -	32.016	96.0	18.733	115.9	26.501	85.5	24.284	112.7	1:41.534	86.27	1.393	15:34:17.843
14 -	31.635	98.8	18.762	115.3	26.484	87.1	24.262	111.8	1:41.143	86.60	1.002	15:35:58.986
15 -	31.755	98.2	18.799	114.9	26.878	80.8	24.331	112.0	1:41.763	86.08	1.622	15:37:40.749
16 -	31.500	99.2	18.713	115.1	26.757	86.8	24.184	113.1	1:41.154	86.59	1.013	15:39:21.903
17 -	31.425	100.0	18.666	116.1	26.232	88.3	24.016	112.5	1:40.339 (2)	87.30	0.198	15:41:02.242

P11 48		Ollie WALKER						Honda - Moto Rapido / SP125 Racing				
IDEAL LAP TIME : 1:40.053		BEST LAP TIME : 1:40.257			DIFFERENCE : 0.204							
LAP	SECTOR 1	SECTOR 2		SECTOR 3		SECTOR 4		LAP TIME	MPH	DIFF	TIME OF DAY	
1 -	33.248	94.7	19.068	118.7	28.672	80.7	24.427	115.3	1:45.415	83.09	5.158	15:13:51.785
2 -	32.740	95.3	18.779	116.3	27.136	87.2	24.031	116.3	1:42.686	85.30	2.429	15:15:34.471
3 -	32.127	95.0	18.254	118.5	26.795	91.6	23.804	116.7	1:40.980	86.74	0.723	15:17:15.451
4 -	32.035	94.2	18.366	119.8	27.110	79.6	24.403	115.7	1:41.914	85.95	1.657	15:18:57.365
5 -	31.905	95.1	18.252	120.2	27.185	85.0	23.994	116.1	1:41.336	86.44	1.079	15:20:38.701
6 -	31.898	96.8	18.245	120.2	27.253	84.3	23.850	115.5	1:41.246	86.52	0.989	15:22:19.947
7 -	31.681	96.5	18.216	121.1	26.851	87.4	24.101	114.1	1:40.849	86.86	0.592	15:24:00.796
8 -	31.847	95.7	18.335	119.1	27.095	86.5	24.106	114.7	1:41.383	86.40	1.126	15:25:42.179
9 -	31.908	95.5	18.281	119.4	26.922	84.5	24.071	114.1	1:41.182	86.57	0.925	15:27:23.361
10 -	32.285	89.1	18.569	117.3	27.748	82.0	IN PIT		3:49.229 P	38.21	2:08.972	15:31:12.590
11 -	OUTLAP	94.3	18.580	117.7	27.189	86.1	23.993	115.7	1:52.076	78.15	11.819	15:33:04.666
12 -	31.995	96.2	18.354	119.1	26.894	82.4	24.062	115.5	1:41.305	86.46	1.048	15:34:45.971
13 -	31.782	96.0	18.394	118.9	27.029	82.1	24.821	114.7	1:42.026	85.85	1.769	15:36:27.997
14 -	31.634	98.3	18.343	118.7	27.051	89.3	23.742	115.9	1:40.770 (3)	86.92	0.513	15:38:08.767
15 -	31.610	97.3	18.387	118.3	26.716	88.1	23.774	115.1	1:40.487 (2)	87.17	0.230	15:39:49.254
16 -	31.417	96.1	18.178	119.8	26.794	84.9	23.868	113.9	1:40.257 (1)	87.37		15:41:29.511

P12 4		Sullivan MOUNSEY						Honda - iForce Lloyd & Jones				
IDEAL LAP TIME : 1:40.114		BEST LAP TIME : 1:40.497			DIFFERENCE : 0.383							
LAP	SECTOR 1	SECTOR 2		SECTOR 3		SECTOR 4		LAP TIME	MPH	DIFF	TIME OF DAY	
1 -	32.457	101.3	18.864	117.5	27.197	78.5	24.842	112.9	1:43.360	84.75	2.863	15:13:34.213
2 -	32.146	101.2	18.869	117.5	26.894	76.6	24.641	114.5	1:42.550	85.42	2.053	15:15:16.763
3 -	32.077	101.9	18.525	118.7	26.598	80.6	24.248	114.1	1:41.448	86.34	0.951	15:16:58.211
4 -	31.878	101.9	18.641	117.7	26.752	79.5	24.252	116.1	1:41.523	86.28	1.026	15:18:39.734
5 -	31.737	100.7	18.829	121.7	26.677	80.2	24.015	116.5	1:41.258	86.51	0.761	15:20:20.992
6 -	31.332	102.4	18.462	118.9	26.522	83.6	24.183	114.3	1:40.499 (2)	87.16	0.002	15:22:01.491
7 -	31.573	101.9	18.449	119.1	26.736	82.1	25.425	112.4	1:42.183	85.72	1.686	15:23:43.674
8 -	32.123	100.0	18.404	120.6	27.242	79.6	24.691	112.5	1:42.460	85.49	1.963	15:25:26.134
9 -	32.120	101.2	18.581	117.3	26.885	82.7	24.428	112.7	1:42.014	85.86	1.517	15:27:08.148
10 -	31.957	101.8	18.575	121.1	26.882	83.7	24.020	114.7	1:41.434	86.36	0.937	15:28:49.582
11 -	31.723	102.1	18.486	118.7	26.694	79.7	24.087	114.3	1:40.990	86.73	0.493	15:30:30.572
12 -	31.721	102.4	18.347	118.7	26.898	83.9	24.210	113.7	1:41.176	86.58	0.679	15:32:11.748
13 -	31.450	101.3	18.384	118.9	26.572	85.8	24.091	115.5	1:40.497 (1)	87.16		15:33:52.245
14 -	31.374	101.6	18.521	118.7	26.924	80.4	24.138	113.3	1:40.957	86.76	0.460	15:35:33.202
15 -	31.708	101.5	18.559	117.9	26.803	80.8	24.300	113.7	1:41.370	86.41	0.873	15:37:14.572
16 -	31.525	101.8	18.567	117.3	26.644	86.1	24.165	115.5	1:40.901	86.81	0.404	15:38:55.473
17 -	31.402	101.6	18.557	118.7	26.420	84.9	24.187	113.7	1:40.566 (3)	87.10	0.069	15:40:36.039

Weather / Track : Bright / Dry

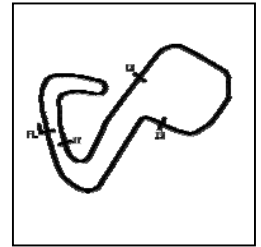
Brands Hatch GP
Circuit Length = 2.4332 miles
Start: 15:10 Flag 15:40 End: 15:41

MCRCB BULLETIN TK067

2021 Bennetts British Superbike Championship - Round 3

2021 Honda British Talent Cup

FREE PRACTICE 2 - SECTOR ANALYSIS



SECTOR 1 = FL to I1, SECTOR 2 = I1 to I2 SECTOR 3 = I2 to I3, SECTOR 4 = I3 to FL, DIFF = Difference To Personal Best Lap, P = Crossed Finish Line in Pit Lane, D = Time Disallowed

P13 96		Rossi BANHAM				Honda - MJL Racing							
IDEAL LAP TIME : 1:40.307		BEST LAP TIME : 1:40.503				DIFFERENCE : 0.196							
LAP	SECTOR 1	SECTOR 2	SECTOR 3	SECTOR 4	LAP TIME	MPH	DIFF	TIME OF DAY					
1 -	31.995	98.1	18.577	118.7	27.184	83.4	24.243	114.9	1:41.999	85.88	1.496	15:13:35.407	
2 -	32.330	99.5	18.538	118.1	26.604	82.9	24.319	116.1	1:41.791	86.05	1.288	15:15:17.198	
3 -	32.327	98.6	18.774	116.7	26.895	86.5	24.022	116.1	1:42.018	85.86	1.515	15:16:59.216	
4 -	31.720	95.4	18.786	117.7	26.646	84.6	24.138	116.3	1:41.290	86.48	0.787	15:18:40.506	
5 -	31.576	99.8	18.546	118.7	26.621	80.1	24.062	117.1	1:40.805	(3)	86.89	0.302	15:20:21.311
6 -	31.490	99.7	18.548	117.3	26.873	87.1	24.290	112.7	1:41.201	86.55	0.698	15:22:02.512	
7 -	31.589	99.7	18.607	117.1	26.706	87.4	24.439	113.3	1:41.341	86.43	0.838	15:23:43.853	
8 -	31.673	98.9	18.679	116.1	27.400	80.0	IN PIT		2:01.786	P	71.92	21.283	15:25:45.639
9 -	OUTLAP	98.5	18.668	116.5	26.775	87.1	24.372	111.6	1:46.028	82.61	5.525	15:27:31.667	
10 -	31.746	98.8	18.516	116.9	26.743	87.2	24.005	115.5	1:41.010	86.72	0.507	15:29:12.677	
11 -	31.950	96.6	18.836	113.3	26.951	86.0	24.419	110.7	1:42.156	85.74	1.653	15:30:54.833	
12 -	31.676	98.8	18.711	115.5	26.800	86.2	24.160	112.9	1:41.347	86.43	0.844	15:32:36.180	
13 -	35.159	93.8	19.243	113.3	26.926	85.1	IN PIT		2:42.852	P	53.79	1:02.349	15:35:19.032
14 -	OUTLAP	98.1	18.571	118.3	26.503	86.9	24.343	112.9	1:49.500	79.99	8.997	15:37:08.532	
15 -	31.339	99.1	18.525	116.3	26.496	89.5	24.143	112.9	1:40.503	(1)	87.16		15:38:49.035
16 -	31.518	98.8	18.467	116.3	26.525	85.9	24.214	111.4	1:40.724	(2)	86.96	0.221	15:40:29.759

P14 66		Rossi DOBSON				Honda - WM Racing							
IDEAL LAP TIME : 1:41.129		BEST LAP TIME : 1:41.255				DIFFERENCE : 0.126							
LAP	SECTOR 1	SECTOR 2	SECTOR 3	SECTOR 4	LAP TIME	MPH	DIFF	TIME OF DAY					
1 -	34.021	95.1	19.553	116.1	28.571	76.8	25.504	113.1	1:47.649	81.37	6.394	15:13:55.763	
2 -	32.394	96.0	18.746	116.9	27.149	83.3	24.799	114.1	1:43.088	84.97	1.833	15:15:38.851	
3 -	32.115	96.5	19.046	115.9	26.984	83.4	24.548	114.3	1:42.693	85.30	1.438	15:17:21.544	
4 -	35.295	83.2	19.778	111.2	29.387	66.5	IN PIT		2:24.480	P	60.63	43.225	15:19:46.024
5 -	OUTLAP	93.4	19.716	115.9	27.597	78.5	25.133	113.7	1:55.934	75.55	14.679	15:21:41.958	
6 -	32.064	99.5	18.777	118.3	26.911	82.2	24.745	112.2	1:42.497	85.46	1.242	15:23:24.455	
7 -	31.932	98.5	18.694	117.5	26.774	83.9	24.515	113.1	1:41.915	85.95	0.660	15:25:06.370	
8 -	34.862	89.8	19.826	114.3	27.774	79.8	IN PIT		1:56.837	P	74.97	15.582	15:27:03.207
9 -	OUTLAP	97.9	18.656	117.3	26.941	84.6	24.575	114.7	1:48.810	80.50	7.555	15:28:52.017	
10 -	31.778	99.4	18.457	118.1	26.654	87.3	24.528	113.5	1:41.417	(2)	86.37	0.162	15:30:33.434
11 -	31.741	98.8	18.677	117.1	27.086	85.1	24.688	115.5	1:42.192	85.71	0.937	15:32:15.626	
12 -	31.709	98.8	18.600	118.1	26.752	85.5	24.591	113.7	1:41.652	(3)	86.17	0.397	15:33:57.278
13 -	31.816	98.3	18.646	116.5	26.603	83.0	24.689	112.4	1:41.754	86.08	0.499	15:35:39.032	
14 -	31.786	98.9	18.592	117.7	26.795	81.8	24.655	114.7	1:41.828	86.02	0.573	15:37:20.860	
15 -	31.705	98.9	18.444	117.1	26.729	83.4	24.377	114.5	1:41.255	(1)	86.51		15:39:02.115
16 -	36.564	81.4	20.484	110.0	30.219	70.6	26.250	103.7	1:53.517	77.16	12.262	15:40:55.632	

P15 2		Rhys COATES				Honda - Ernie Coates Race Support / SP125 Racing							
IDEAL LAP TIME : 1:41.124		BEST LAP TIME : 1:41.479				DIFFERENCE : 0.355							
LAP	SECTOR 1	SECTOR 2	SECTOR 3	SECTOR 4	LAP TIME	MPH	DIFF	TIME OF DAY					
1 -	34.364	91.8	19.387	118.9	27.903	78.8	25.116	111.6	1:46.770	82.04	5.291	15:13:41.631	
2 -	33.364	94.9	19.521	114.3	27.822	82.8	25.157	111.2	1:45.864	82.74	4.385	15:15:27.495	
3 -	33.179	96.2	19.042	114.9	27.351	83.9	24.999	111.6	1:44.571	83.76	3.092	15:17:12.066	
4 -	32.616	94.5	18.971	114.9	27.008	83.6	24.767	112.2	1:43.362	84.74	1.883	15:18:55.428	
5 -	32.359	97.2	19.411	116.7	26.962	87.4	24.670	112.4	1:43.402	84.71	1.923	15:20:38.830	
6 -	32.654	96.9	19.056	116.7	26.995	83.1	24.912	110.1	1:43.617	84.54	2.138	15:22:22.447	
7 -	33.262	96.6	19.199	117.9	28.149	84.8	25.359	111.1	1:45.969	82.66	4.490	15:24:08.416	
8 -	32.976	97.6	19.227	116.5	27.051	85.2	24.677	110.0	1:43.931	84.28	2.452	15:25:52.347	
9 -	32.169	97.1	19.013	114.9	26.780	85.4	24.605	109.6	1:42.567	85.40	1.088	15:27:34.914	
10 -	32.259	96.6	18.963	114.3	26.954	83.9	24.781	109.2	1:42.957	85.08	1.478	15:29:17.871	
11 -	32.121	97.3	19.079	115.7	27.132	85.7	24.470	109.6	1:42.802	85.21	1.323	15:31:00.673	
12 -	32.172	96.2	19.070	114.7	26.676	84.9	24.462	111.8	1:42.380	85.56	0.901	15:32:43.053	
13 -	31.896	95.1	18.832	116.1	26.757	86.0	24.247	111.6	1:41.732	(2)	86.10	0.253	15:34:24.785
14 -	31.859	97.3	18.939	115.7	26.408	89.0	24.273	110.9	1:41.479	(1)	86.32		15:36:06.264
15 -	31.637	97.3	18.858	117.1	27.074	85.7	24.934	110.0	1:42.503	85.45	1.024	15:37:48.767	
16 -	32.336	98.3	18.894	115.7	26.803	86.4	24.341	111.1	1:42.374	85.56	0.895	15:39:31.141	
17 -	31.823	97.2	18.991	114.7	26.776	86.1	24.373	109.6	1:41.963	(3)	85.91	0.484	15:41:13.104

Weather / Track : Bright / Dry

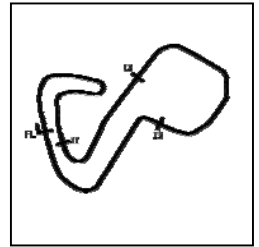
Brands Hatch GP
Circuit Length = 2.4332 miles
Start: 15:10 Flag 15:40 End: 15:41

MCRCB BULLETIN TK067

2021 Bennetts British Superbike Championship - Round 3

2021 Honda British Talent Cup

FREE PRACTICE 2 - SECTOR ANALYSIS



SECTOR 1 = FL to I1, SECTOR 2 = I1 to I2 SECTOR 3 = I2 to I3, SECTOR 4 = I3 to FL, DIFF = Difference To Personal Best Lap, P = Crossed Finish Line in Pit Lane, D = Time Disallowed

P16 29		Lucas BROWN						Honda - Amphibian Scaffolding / SP125 Racing				
IDEAL LAP TIME : 1:40.986		BEST LAP TIME : 1:41.534						DIFFERENCE : 0.548				
LAP	SECTOR 1	SECTOR 2		SECTOR 3		SECTOR 4		LAP TIME	MPH	DIFF	TIME OF DAY	
1 -	OUTLAP	96.5	19.246	118.1	27.592	79.3	24.874	113.5	1:50.420	79.33	8.886	15:11:53.483
2 -	33.027	91.8	18.710	118.1	27.077	85.7	24.324	113.1	1:43.138	84.93	1.604	15:13:36.621
3 -	31.871	98.8	18.723	117.3	27.043	83.0	24.411	112.4	1:42.048	85.84	0.514	15:15:18.669
4 -	31.755	100.1	18.596	117.3	26.864	85.3	24.319	112.7	1:41.534 (1)	86.27		15:17:00.203
5 -	31.394	100.4	18.467	118.7	27.354	83.6	24.420	112.5	1:41.635 (2)	86.18	0.101	15:18:41.838
6 -	31.834	97.3	18.726	116.5	27.159	84.3	24.348	112.7	1:42.067	85.82	0.533	15:20:23.905
7 -	31.856	98.9	18.821	115.3	27.658	83.0	24.564	111.6	1:42.899	85.13	1.365	15:22:06.804
8 -	32.073	97.8	19.238	115.7	28.042	78.6	IN PIT		3:38.230 P	40.14	1:56.696	15:25:45.034
9 -	OUTLAP	93.7	18.813	117.5	27.123	82.7	24.524	111.2	1:47.543	81.45	6.009	15:27:32.577
10 -	31.736	100.1	18.798	117.9	27.571	80.9	24.616	111.6	1:42.721	85.27	1.187	15:29:15.298
11 -	32.594	98.5	18.732	116.7	27.175	84.2	24.641	111.4	1:43.142	84.92	1.608	15:30:58.440
12 -	31.777	99.8	18.908	115.7	27.522	82.0	24.467	111.8	1:42.674	85.31	1.140	15:32:41.114
13 -	32.137	98.8	18.772	116.5	27.345	86.9	24.408	112.4	1:42.662	85.32	1.128	15:34:23.776
14 -	31.977	98.9	18.769	115.1	27.037	85.7	24.261	111.6	1:42.044	85.84	0.510	15:36:05.820
15 -	31.731	98.1	18.847	116.5	29.340	74.7	24.706	112.0	1:44.624	83.72	3.090	15:37:50.444
16 -	31.598	100.4	18.599	117.5	27.390	86.0	24.263	112.7	1:41.850 (3)	86.00	0.316	15:39:32.294
17 -	32.249	94.2	19.136	114.9	29.295	74.3	25.504	110.3	1:46.184	82.49	4.650	15:41:18.478

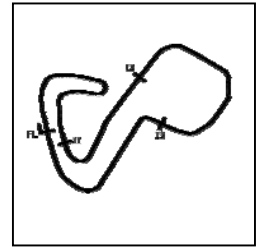
P17 21		Troy JEFFREY						Honda - Stiggymotorsport				
IDEAL LAP TIME : 1:41.699		BEST LAP TIME : 1:41.699						DIFFERENCE : 0.000				
LAP	SECTOR 1	SECTOR 2		SECTOR 3		SECTOR 4		LAP TIME	MPH	DIFF	TIME OF DAY	
1 -	32.558	93.5	19.017	117.3	27.897	79.2	24.892	113.5	1:44.364	83.93	2.665	15:13:41.095
2 -	32.159	97.9	18.941	115.9	27.803	80.1	24.741	114.1	1:43.644	84.51	1.945	15:15:24.739
3 -	31.811	95.5	18.743	115.7	27.564	81.6	24.791	112.7	1:42.909	85.12	1.210	15:17:07.648
4 -	32.347	97.2	18.933	114.1	27.897	68.8	25.117	115.5	1:44.294	83.99	2.595	15:18:51.942
5 -	31.879	98.2	18.711	116.9	27.731	78.7	24.778	113.9	1:43.099	84.96	1.400	15:20:35.041
6 -	32.196	97.9	19.200	117.1	27.475	79.2	24.726	112.0	1:43.597	84.55	1.898	15:22:18.638
7 -	32.441	98.8	18.784	114.3	27.515	82.8	24.934	112.2	1:43.674	84.49	1.975	15:24:02.312
8 -	32.252	99.8	18.614	119.1	27.391	80.8	24.745	114.5	1:43.002	85.04	1.303	15:25:45.314
9 -	32.270	98.2	18.827	117.7	27.430	79.8	24.931	113.3	1:43.458	84.67	1.759	15:27:28.772
10 -	32.841	97.1	18.780	116.7	27.560	83.6	24.646	112.7	1:43.827	84.36	2.128	15:29:12.599
11 -	32.462	95.4	18.624	116.9	27.159	82.8	24.465	114.9	1:42.710	85.28	1.011	15:30:55.309
12 -	31.794	99.2	18.543	117.5	26.958	83.8	24.404	115.7	1:41.699 (1)	86.13		15:32:37.008
13 -	31.906	97.6	18.558	118.7	27.010	81.3	24.648	114.3	1:42.122 (2)	85.77	0.423	15:34:19.130
14 -	31.878	98.6	18.562	118.9	27.247	82.7	24.835	112.5	1:42.522 (3)	85.44	0.823	15:36:01.652
15 -	34.919	66.4	19.606	115.3	27.552	82.1	24.869	112.4	1:46.946	81.90	5.247	15:37:48.598
16 -	32.296	98.5	18.903	116.7	29.725	67.1	26.222	113.7	1:47.146	81.75	5.447	15:39:35.744
17 -	35.376	85.5	20.018	105.5	31.844	75.3	24.996	111.2	1:52.234	78.04	10.535	15:41:27.978

MCRCB BULLETIN TK067

2021 Bennetts British Superbike Championship - Round 3

2021 Honda British Talent Cup

FREE PRACTICE 2 - SECTOR ANALYSIS



SECTOR 1 = FL to I1, SECTOR 2 = I1 to I2 SECTOR 3 = I2 to I3, SECTOR 4 = I3 to FL, DIFF = Difference To Personal Best Lap, P = Crossed Finish Line in Pit Lane, D = Time Disallowed

P18 23		Rhys STEPHENSON						Honda - Rocket Racing				
IDEAL LAP TIME : 1:41.672		BEST LAP TIME : 1:41.879						DIFFERENCE : 0.207				
LAP	SECTOR 1	SECTOR 2		SECTOR 3		SECTOR 4		LAP TIME	MPH	DIFF	TIME OF DAY	
1 -	OUTLAP	87.6	20.228	112.2	28.396	78.2	25.607	109.6	1:53.433	77.22	11.554	15:12:52.265
2 -	32.962	92.5	19.144	113.3	28.043	87.8	25.091	108.9	1:45.240	83.23	3.361	15:14:37.505
3 -	33.026	96.4	19.324	113.9	27.812	77.9	24.937	109.8	1:45.099	83.34	3.220	15:16:22.604
4 -	32.576	95.7	19.263	113.3	27.423	81.5	24.679	111.4	1:43.941	84.27	2.062	15:18:06.545
5 -	32.429	95.8	19.582	112.5	28.923	81.7	24.697	111.6	1:45.631	82.92	3.752	15:19:52.176
6 -	32.494	94.9	19.137	114.5	27.439	84.0	24.611	109.4	1:43.681	84.48	1.802	15:21:35.857
7 -	32.522	97.6	19.199	115.3	27.702	87.0	24.904	109.2	1:44.327	83.96	2.448	15:23:20.184
8 -	32.085	98.5	18.969	116.5	28.009	83.6	24.648	110.7	1:43.711	84.46	1.832	15:25:03.895
9 -	32.170	98.5	18.884	114.7	27.402	85.9	24.666	110.1	1:43.122	84.94	1.243	15:26:47.017
10 -	32.694	94.3	19.280	113.7	29.481	80.0	25.126	110.3	1:46.581	82.18	4.702	15:28:33.598
11 -	32.166	98.1	18.859	115.9	27.640	86.4	24.628	109.6	1:43.293	84.80	1.414	15:30:16.891
12 -	32.729	94.5	20.277	100.3	30.638	71.4	25.681	107.7	1:49.325	80.12	7.446	15:32:06.216
13 -	33.299	97.1	19.365	114.3	27.409	82.3	24.617	111.8	1:44.690	83.67	2.811	15:33:50.906
14 -	31.900	96.2	18.937	115.1	27.143	85.3	24.443	110.0	1:42.423 (3)	85.52	0.544	15:35:33.329
15 -	31.916	99.5	18.666	117.3	27.012	83.5	24.285	112.7	1:41.879 (1)	85.98		15:37:15.208
16 -	31.742	97.2	18.894	115.5	27.136	82.9	24.519	111.6	1:42.291 (2)	85.63	0.412	15:38:57.499
17 -	32.541	91.1	18.876	115.9	27.197	84.4	24.252	111.4	1:42.866	85.15	0.987	15:40:40.365

P19 14		Evan PENDRILL						Honda - EPRacing / SP125 Racing				
IDEAL LAP TIME : 1:42.197		BEST LAP TIME : 1:42.323						DIFFERENCE : 0.126				
LAP	SECTOR 1	SECTOR 2		SECTOR 3		SECTOR 4		LAP TIME	MPH	DIFF	TIME OF DAY	
1 -	OUTLAP	87.9	19.545	114.7	29.057	72.1	25.571	109.8	1:59.656	73.20	17.333	15:12:08.293
2 -	33.982	92.9	19.756	114.9	29.158	69.1	25.536	111.2	1:48.432	80.78	6.109	15:13:56.725
3 -	33.798	90.6	19.626	113.7	28.406	76.0	25.362	109.6	1:47.192	81.72	4.869	15:15:43.917
4 -	32.825	93.5	19.364	112.5	28.454	74.0	IN PIT		2:07.400 P	68.75	25.077	15:17:51.317
5 -	OUTLAP	96.4	18.963	112.2	27.788	79.7	25.027	108.0	1:49.708	79.84	7.385	15:19:41.025
6 -	32.408	96.2	19.211	111.2	27.581	78.8	24.886	107.7	1:44.086	84.15	1.763	15:21:25.111
7 -	31.984	96.8	19.004	111.8	27.344	79.8	25.050	106.5	1:43.382 (3)	84.73	1.059	15:23:08.493
8 -	32.392	97.2	19.040	111.4	27.433	77.3	25.018	107.5	1:43.883	84.32	1.560	15:24:52.376
9 -	32.174	97.2	18.985	111.2	27.424	80.3	24.922	107.8	1:43.505	84.63	1.182	15:26:35.881
10 -	32.246	96.4	19.059	110.0	27.269	79.7	IN PIT		4:37.491 P	31.56	2:55.168	15:31:13.372
11 -	OUTLAP	96.2	19.113	112.2	27.371	81.5	24.753	108.2	1:53.118	77.43	10.795	15:33:06.490
12 -	31.722	96.0	19.010	111.6	27.053	78.1	24.734	108.7	1:42.519 (2)	85.44	0.196	15:34:49.009
13 -	31.738	97.8	18.802	110.9	27.163	80.0	24.620	111.4	1:42.323 (1)	85.60		15:36:31.332
14 -	32.560	94.2	19.395	113.1	28.195	77.9	25.111	110.5	1:45.261	83.22	2.938	15:38:16.593
15 -	31.880	97.1	19.269	113.1	27.253	81.6	25.060	110.1	1:43.462	84.66	1.139	15:40:00.055
16 -	32.134	96.1	19.007	115.7	28.702	78.4	25.273	109.4	1:45.116	83.33	2.793	15:41:45.171

P20 41		Luca HOPKINS						Honda - Wilson Racing				
IDEAL LAP TIME : 1:42.008		BEST LAP TIME : 1:42.455						DIFFERENCE : 0.447				
LAP	SECTOR 1	SECTOR 2		SECTOR 3		SECTOR 4		LAP TIME	MPH	DIFF	TIME OF DAY	
1 -	32.983	92.1	19.074	112.0	27.903	76.5	24.673	114.3	1:44.633	83.71	2.178	15:13:45.543
2 -	32.554	92.0	18.797	118.9	27.766	83.6	24.511	113.7	1:43.628	84.53	1.173	15:15:29.171
3 -	32.389	93.0	19.005	115.9	27.787	81.1	24.537	114.3	1:43.718	84.45	1.263	15:17:12.889
4 -	32.574	91.8	18.708	117.3	28.516	80.4	24.784	113.7	1:44.582	83.76	2.127	15:18:57.471
5 -	32.661	92.9	19.115	117.9	27.569	84.6	24.522	113.1	1:43.867	84.33	1.412	15:20:41.338
6 -	32.013	98.6	18.984	118.1	27.550	84.9	24.394	113.5	1:42.941 (3)	85.09	0.486	15:22:24.279
7 -	32.302	94.1	18.716	118.5	28.186	79.6	25.333	112.2	1:44.537	83.79	2.082	15:24:08.816
8 -	32.897	94.7	19.008	111.1	28.287	82.5	25.401	110.1	1:45.593	82.95	3.138	15:25:54.409
9 -	32.469	93.0	18.987	116.7	27.762	81.5	IN PIT		2:09.865 P	67.45	27.410	15:28:04.274
10 -	OUTLAP	90.4	19.036	117.5	27.257	81.9	24.707	111.4	1:51.375	78.65	8.920	15:29:55.649
11 -	32.411	91.4	18.838	117.3	27.459	80.3	24.790	112.5	1:43.498	84.63	1.043	15:31:39.147
12 -	32.232	90.3	19.037	118.7	27.748	82.0	24.565	115.3	1:43.582	84.56	1.127	15:33:22.729
13 -	32.071	92.8	18.948	117.9	27.038	84.0	24.756	113.9	1:42.813 (2)	85.20	0.358	15:35:05.542
14 -	33.037	87.1	19.306	115.3	27.419	84.2	24.659	112.2	1:44.421	83.88	1.966	15:36:49.963
15 -	31.868	93.5	18.884	118.1	27.259	78.9	24.444	113.7	1:42.455 (1)	85.49		15:38:32.418
16 -	32.041	90.9	19.355	117.3	28.030	71.0	25.216	112.0	1:44.642	83.71	2.187	15:40:17.060

Weather / Track : Bright / Dry

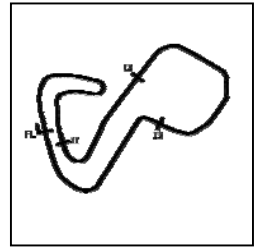
Brands Hatch GP
Circuit Length = 2.4332 miles
Start: 15:10 Flag 15:40 End: 15:41

MCRCB BULLETIN TK067

2021 Bennetts British Superbike Championship - Round 3

2021 Honda British Talent Cup

FREE PRACTICE 2 - SECTOR ANALYSIS



SECTOR 1 = FL to I1, SECTOR 2 = I1 to I2 SECTOR 3 = I2 to I3, SECTOR 4 = I3 to FL, DIFF = Difference To Personal Best Lap, P = Crossed Finish Line in Pit Lane, D = Time Disallowed

P21 79		Harley McCABE						Honda - MLav VisionTrack Academy				
IDEAL LAP TIME : 1:42.933		BEST LAP TIME : 1:43.251			DIFFERENCE : 0.318							
LAP	SECTOR 1	SECTOR 2		SECTOR 3		SECTOR 4		LAP TIME	MPH	DIFF	TIME OF DAY	
1 -	OUTLAP	81.7	20.515	103.5	29.755	77.5	25.876	112.5	1:57.949	74.26	14.698	15:13:22.386
2 -	33.591	88.6	19.586	116.1	28.865	80.9	25.394	113.1	1:47.436	81.53	4.185	15:15:09.822
3 -	33.161	90.8	19.428	116.1	29.424	82.9	25.396	113.7	1:47.409	81.55	4.158	15:16:57.231
4 -	33.325	96.8	18.942	119.8	28.212	79.9	25.017	116.3	1:45.496	83.03	2.245	15:18:42.727
5 -	33.051	89.4	19.310	118.1	28.114	83.4	24.989	116.3	1:45.464	83.06	2.213	15:20:28.191
6 -	33.084	91.0	19.087	117.9	27.662	83.6	25.127	108.9	1:44.960	83.45	1.709	15:22:13.151
7 -	32.553	90.9	18.971	120.6	28.224	82.8	24.723	114.3	1:44.471	83.84	1.220	15:23:57.622
8 -	32.499	94.2	19.006	118.3	28.208	76.8	25.096	113.1	1:44.809	83.57	1.558	15:25:42.431
9 -	32.662	95.8	18.853	113.3	28.202	82.5	25.159	113.7	1:44.876	83.52	1.625	15:27:27.307
10 -	32.796	94.7	19.401	107.8	31.062	75.8	IN PIT		4:24.711	P	2:41.460	15:31:52.018
11 -	OUTLAP	94.5	19.109	118.3	28.076	83.3	25.021	115.3	1:52.026	78.19	8.775	15:33:44.044
12 -	32.375	95.8	18.932	118.3	27.644	83.1	24.859	114.9	1:43.810	84.38	0.559	15:35:27.854
13 -	32.255	95.5	18.821	119.6	27.372	86.2	24.904	115.1	1:43.352	(2)	0.101	15:37:11.206
14 -	32.149	99.1	18.689	119.6	27.741	84.3	24.809	115.3	1:43.388	(3)	0.137	15:38:54.594
15 -	32.268	93.7	18.731	118.9	27.505	82.4	24.747	115.7	1:43.251	(1)	84.84	15:40:37.845

P22 44		Lucas HILL						Honda - Ashcourt Racing				
IDEAL LAP TIME : 1:43.165		BEST LAP TIME : 1:43.352			DIFFERENCE : 0.187							
LAP	SECTOR 1	SECTOR 2		SECTOR 3		SECTOR 4		LAP TIME	MPH	DIFF	TIME OF DAY	
1 -	OUTLAP	94.6	19.497	116.1	29.915	72.2	26.115	109.6	1:54.978	76.18	11.626	15:12:22.185
2 -	33.870	98.5	19.017	116.7	28.838	78.9	25.318	110.0	1:47.043	81.83	3.691	15:14:09.228
3 -	33.179	99.1	19.071	115.7	28.418	74.3	25.393	110.1	1:46.061	82.59	2.709	15:15:55.289
4 -	32.960	97.9	19.189	113.9	28.353	79.2	25.270	110.9	1:45.772	82.81	2.420	15:17:41.061
5 -	33.211	96.1	19.185	113.3	30.212	69.0	IN PIT		2:43.466	P	1:00.114	15:20:24.527
6 -	OUTLAP	97.1	19.328	117.5	28.764	78.9	25.502	111.1	1:57.851	74.32	14.499	15:22:22.378
7 -	33.209	97.6	19.204	116.3	28.161	83.0	25.317	110.0	1:45.891	82.72	2.539	15:24:08.269
8 -	33.025	97.9	19.320	114.9	28.211	79.7	25.434	110.3	1:45.990	82.64	2.638	15:25:54.259
9 -	32.286	97.3	18.902	116.5	27.447	83.0	25.333	110.5	1:43.968	84.25	0.616	15:27:38.227
10 -	32.243	97.9	19.065	115.5	27.523	82.6	24.978	110.5	1:43.809	(2)	0.457	15:29:22.036
11 -	37.984	95.4	19.527	114.1	28.841	79.2	IN PIT		2:45.120	P	1:01.768	15:32:07.156
12 -	OUTLAP	96.0	19.125	115.9	27.941	81.5	24.915	111.2	1:51.172	78.79	7.820	15:33:58.328
13 -	32.317	97.6	19.098	115.1	27.370	81.5	25.053	111.2	1:43.838	(3)	0.486	15:35:42.166
14 -	36.319	97.5	19.255	114.9	28.509	79.3	25.731	112.5	1:49.814	79.76	6.462	15:37:31.980
15 -	32.181	98.2	18.897	117.1	27.503	83.8	24.771	112.4	1:43.352	(1)	84.75	15:39:15.332
16 -	32.288	97.6	18.843	118.7	28.375	82.3	24.831	110.9	1:44.337	83.95	0.985	15:40:59.669

P23 65		Alexander ROWAN						Honda - Victoria House Mortimer Racing					
IDEAL LAP TIME : 1:43.241		BEST LAP TIME : 1:43.384			DIFFERENCE : 0.143								
LAP	SECTOR 1	SECTOR 2		SECTOR 3		SECTOR 4		LAP TIME	MPH	DIFF	TIME OF DAY		
1 -	35.305	89.7	20.113	118.7	29.476	69.7	25.929	108.4	1:50.823	79.04	7.439	15:13:53.221	
2 -	33.946	88.6	19.728	116.5	28.794	72.2	25.472	113.7	1:47.940	81.15	4.556	15:15:41.161	
3 -	33.372	89.5	19.631	117.1	28.514	72.8	25.208	114.5	1:46.725	82.07	3.341	15:17:27.886	
4 -	33.042	91.0	19.445	116.9	28.452	76.1	25.431	113.5	1:46.370	82.35	2.986	15:19:14.256	
5 -	33.025	89.8	19.391	117.5	28.134	78.5	25.157	113.9	1:45.707	82.86	2.323	15:20:59.963	
6 -	33.065	89.2	19.789	116.9	28.780	74.4	25.214	112.9	1:46.848	81.98	3.464	15:22:46.811	
7 -	32.974	91.8	20.030	107.3	28.415	76.2	25.005	114.1	1:46.424	82.31	3.040	15:24:33.235	
8 -	32.566	90.1	19.060	119.6	28.019	76.2	25.036	114.5	1:44.681	83.68	1.297	15:26:17.916	
9 -	33.240	93.4	19.384	118.5	28.295	67.6	25.397	112.9	1:46.316	82.39	2.932	15:28:04.232	
10 -	33.082	91.4	19.025	118.7	28.324	74.7	25.275	112.7	1:45.706	82.86	2.322	15:29:49.938	
11 -	32.990	92.1	19.179	118.7	27.732	78.1	25.003	113.5	1:44.904	83.50	1.520	15:31:34.842	
12 -	32.761	91.6	19.383	117.5	27.629	78.0	24.863	114.3	1:44.636	(3)	83.71	1.252	15:33:19.478
13 -	32.331	92.1	19.101	118.7	27.329	79.0	24.623	114.9	1:43.384	(1)	84.73	15:35:02.862	
14 -	33.081	91.3	19.150	118.7	27.836	78.3	24.829	114.1	1:44.896	83.50	1.512	15:36:47.758	
15 -	32.568	90.6	18.958	117.7	27.636	80.1	24.663	114.5	1:43.825	(2)	84.37	0.441	15:38:31.583
16 -	32.737	90.3	19.047	117.5	28.328	70.2	25.097	112.4	1:45.209	83.26	1.825	15:40:16.792	

Weather / Track : Bright / Dry

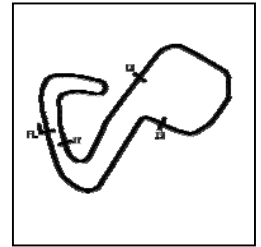
Brands Hatch GP
Circuit Length = 2.4332 miles
Start: 15:10 Flag 15:40 End: 15:41

MCRCB BULLETIN TK067

2021 Bennetts British Superbike Championship - Round 3

2021 Honda British Talent Cup

FREE PRACTICE 2 - SECTOR ANALYSIS



SECTOR 1 = FL to I1, SECTOR 2 = I1 to I2 SECTOR 3 = I2 to I3, SECTOR 4 = I3 to FL, DIFF = Difference To Personal Best Lap, P = Crossed Finish Line in Pit Lane, D = Time Disallowed

P24 69		Eli BANISH					Honda - Team Thornycroft Racing					
IDEAL LAP TIME : 1:43.180		BEST LAP TIME : 1:43.418					DIFFERENCE : 0.238					
LAP	SECTOR 1	SECTOR 2		SECTOR 3		SECTOR 4		LAP TIME	MPH	DIFF	TIME OF DAY	
1 -	OUTLAP	89.8	19.826	109.4	29.045	80.8	25.706	110.0	1:56.549	75.16	13.131	15:12:54.106
2 -	33.514	93.5	19.359	111.6	28.302	79.9	25.406	109.6	1:46.581	82.18	3.163	15:14:40.687
3 -	33.207	94.7	19.403	112.5	27.928	82.6	25.300	110.5	1:45.838	82.76	2.420	15:16:26.525
4 -	32.738	96.0	19.123	113.5	27.668	83.2	25.135	110.9	1:44.664	83.69	1.246	15:18:11.189
5 -	32.505	93.9	18.963	114.3	27.806	82.6	25.100	111.2	1:44.374	83.92	0.956	15:19:55.563
6 -	33.023	95.8	19.124	112.9	27.821	79.7	25.429	109.1	1:45.397	83.11	1.979	15:21:40.960
7 -	32.785	95.3	19.240	109.6	27.743	83.4	25.314	108.9	1:45.082	83.36	1.664	15:23:26.042
8 -	32.508	96.0	18.696	116.5	27.369	85.7	24.845	110.9	1:43.418 (1)	84.70		15:25:09.460
9 -	32.495	95.5	19.761	111.2	28.255	79.8	25.886	107.5	1:46.397	82.33	2.979	15:26:55.857
10 -	33.728	92.5	19.498	109.8	28.809	79.8	25.570	108.2	1:47.605	81.40	4.187	15:28:43.462
11 -	33.145	94.9	19.223	113.5	28.271	80.4	25.446	109.1	1:46.085	82.57	2.667	15:30:29.547
12 -	33.001	92.9	19.056	113.9	28.163	81.6	25.489	108.5	1:45.709	82.86	2.291	15:32:15.256
13 -	33.033	93.0	19.216	112.9	28.378	77.1	IN PIT		3:01.519 P	48.25	1:18.101	15:35:16.775
14 -	OUTLAP	93.8	19.352	112.0	28.140	82.2	25.656	111.6	1:52.007	78.20	8.589	15:37:08.782
15 -	32.270	95.7	18.846	114.5	27.683	85.2	24.959	111.6	1:43.758 (2)	84.42	0.340	15:38:52.540
16 -	32.480	96.4	18.784	115.9	27.528	86.2	25.092	108.7	1:43.884 (3)	84.32	0.466	15:40:36.424

P25 8		Ross MOORE					Honda - B Moore Honda					
IDEAL LAP TIME : 1:43.377		BEST LAP TIME : 1:43.605					DIFFERENCE : 0.228					
LAP	SECTOR 1	SECTOR 2		SECTOR 3		SECTOR 4		LAP TIME	MPH	DIFF	TIME OF DAY	
1 -	OUTLAP	95.3	19.465	115.9	29.382	73.9	25.209	113.7	1:53.530	77.15	9.925	15:12:18.101
2 -	33.618	96.1	19.063	116.5	29.357	76.5	25.574	112.2	1:47.612	81.40	4.007	15:14:05.713
3 -	33.361	96.8	18.966	117.9	28.950	76.5	24.979	113.9	1:46.256	82.44	2.651	15:15:51.969
4 -	33.288	96.6	19.201	116.1	28.537	77.7	24.924	114.3	1:45.950	82.67	2.345	15:17:37.919
5 -	33.222	96.6	18.989	115.9	28.623	78.6	24.960	113.7	1:45.794	82.80	2.189	15:19:23.713
6 -	33.494	91.5	19.140	116.5	28.614	79.7	24.753	113.7	1:46.001	82.63	2.396	15:21:09.714
7 -	33.541	95.7	19.134	114.9	28.638	80.2	24.991	112.7	1:46.304	82.40	2.699	15:22:56.018
8 -	32.880	98.2	18.846	118.9	28.318	78.9	24.996	112.5	1:45.040	83.39	1.435	15:24:41.058
9 -	32.829	98.6	18.913	116.7	28.069	82.3	24.828	113.7	1:44.639 (2)	83.71	1.034	15:26:25.697
10 -	32.798	98.5	18.953	112.2	29.193	77.7	24.956	111.8	1:45.900	82.71	2.295	15:28:11.597
11 -	33.647	96.6	18.877	118.7	28.213	77.4	24.920	112.5	1:45.657	82.90	2.052	15:29:57.254
12 -	32.912	96.4	19.018	114.9	28.447	85.0	IN PIT		2:56.389 P	49.66	1:12.784	15:32:53.643
13 -	OUTLAP	97.8	19.151	114.9	28.772	82.6	25.005	113.7	1:52.384	77.94	8.779	15:34:46.027
14 -	32.905	95.8	18.915	117.9	28.120	80.8	25.059	113.5	1:44.999	83.42	1.394	15:36:31.026
15 -	32.688	94.3	19.088	117.7	28.327	80.0	24.848	116.1	1:44.951 (3)	83.46	1.346	15:38:15.977
16 -	32.363	98.6	18.792	119.8	27.469	87.6	24.981	114.7	1:43.605 (1)	84.55		15:39:59.582
17 -	32.423	96.1	18.827	112.5	29.726	79.0	25.024	111.1	1:46.000	82.64	2.395	15:41:45.582

P26 12		Josh BANNISTER					Honda - Dunsley Heat Racing					
IDEAL LAP TIME : 1:44.440		BEST LAP TIME : 1:44.835					DIFFERENCE : 0.395					
LAP	SECTOR 1	SECTOR 2		SECTOR 3		SECTOR 4		LAP TIME	MPH	DIFF	TIME OF DAY	
1 -	34.868	85.5	19.581	110.7	29.018	77.0	26.611	109.6	1:50.078	79.57	5.243	15:13:56.750
2 -	33.639	90.4	19.600	115.9	28.349	77.6	25.106	110.3	1:46.694	82.10	1.859	15:15:43.444
3 -	33.181	90.9	19.185	110.0	28.399	79.8	24.996	113.3	1:45.761	82.82	0.926	15:17:29.205
4 -	32.988	90.8	19.089	110.3	28.315	77.4	25.330	112.0	1:45.722	82.85	0.887	15:19:14.927
5 -	33.048	90.9	19.604	110.7	28.299	76.1	24.933	111.4	1:45.884	82.73	1.049	15:21:00.811
6 -	33.069	92.1	19.689	110.9	28.286	77.4	25.268	109.4	1:46.312	82.39	1.477	15:22:47.123
7 -	33.255	92.0	19.291	113.3	27.796	85.3	25.120	109.8	1:45.462	83.06	0.627	15:24:32.585
8 -	32.622	92.5	19.283	114.5	27.981	78.2	25.079	111.4	1:44.965 (2)	83.45	0.130	15:26:17.550
9 -	33.206	89.2	19.151	112.0	28.727	71.5	25.349	108.2	1:46.433	82.30	1.598	15:28:03.983
10 -	32.654	91.3	19.452	110.3	28.172	79.3	25.363	107.5	1:45.641	82.92	0.806	15:29:49.624
11 -	32.734	93.5	19.154	115.1	27.872	81.8	25.075	108.4	1:44.835 (1)	83.55		15:31:34.459
12 -	32.842	89.0	19.753	111.4	27.866	79.7	25.004	111.8	1:45.465	83.05	0.630	15:33:19.924
13 -	32.769	91.1	19.330	107.2	28.159	81.6	25.194	111.2	1:45.452 (3)	83.06	0.617	15:35:05.376
14 -	33.138	90.1	19.402	110.3	28.423	79.7	IN PIT		2:14.111 P	65.31	29.276	15:37:19.487
15 -	OUTLAP	90.5	19.579	112.4	28.387	80.1	25.326	109.4	1:54.150	76.73	9.315	15:39:13.637
16 -	33.022	93.5	19.486	109.4	28.300	81.9	25.429	108.0	1:46.237	82.45	1.402	15:40:59.874

Weather / Track : Bright / Dry

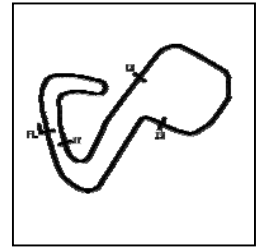
Brands Hatch GP
Circuit Length = 2.4332 miles
Start: 15:10 Flag 15:40 End: 15:41

MCRCB BULLETIN TK067

2021 Bennetts British Superbike Championship - Round 3

2021 Honda British Talent Cup

FREE PRACTICE 2 - SECTOR ANALYSIS



SECTOR 1 = FL to I1, SECTOR 2 = I1 to I2 SECTOR 3 = I2 to I3, SECTOR 4 = I3 to FL, DIFF = Difference To Personal Best Lap, P = Crossed Finish Line in Pit Lane, D = Time Disallowed

P27 61		Harrison MACKAY				Honda - True Heros Racing / Super Soco						
IDEAL LAP TIME : 1:44.686		BEST LAP TIME : 1:45.033				DIFFERENCE : 0.347						
LAP	SECTOR 1	SECTOR 2		SECTOR 3		SECTOR 4		LAP TIME	MPH	DIFF	TIME OF DAY	
1 -	35.014	90.0	19.465	106.5	29.485	76.0	25.459	114.1	1:49.423	80.05	4.390	15:13:56.300
2 -	33.809	92.4	19.383	111.2	28.561	81.1	25.164	112.7	1:46.917	81.93	1.884	15:15:43.217
3 -	32.949	96.0	19.203	112.4	28.556	78.0	25.068	113.7	1:45.776	82.81	0.743	15:17:28.993
4 -	32.786	98.9	18.876	104.6	28.706	75.2	25.366	113.3	1:45.734	82.84	0.701	15:19:14.727
5 -	32.948	93.3	19.203	111.8	28.678	77.8	25.116	112.9	1:45.945	82.68	0.912	15:21:00.672
6 -	32.815	91.6	19.223	114.9	28.201	81.8	25.221	111.8	1:45.460	83.06	0.427	15:22:46.132
7 -	33.233	93.4	18.950	111.8	28.563	79.4	25.140	112.5	1:45.886	82.72	0.853	15:24:32.018
8 -	32.770	96.1	19.051	111.1	28.416	77.1	25.159	112.4	1:45.396	(3) 83.11	0.363	15:26:17.414
9 -	32.985	95.8	19.129	113.1	28.605	80.3	IN PIT		2:59.988	P 48.66	1:14.955	15:29:17.402
10 -	OUTLAP	91.5	19.305	112.7	28.687	80.1	25.461	112.0	1:54.432	76.55	9.399	15:31:11.834
11 -	33.176	95.5	19.103	115.3	28.348	80.2	25.158	112.7	1:45.785	82.80	0.752	15:32:57.619
12 -	32.700	97.8	18.968	114.5	28.468	78.9	25.290	111.8	1:45.426	83.08	0.393	15:34:43.045
13 -	32.541	97.6	18.997	115.1	28.377	79.6	25.118	112.0	1:45.033 (1)	83.40		15:36:28.078
14 -	32.785	95.5	19.126	115.3	28.454	79.7	25.135	112.2	1:45.500	83.03	0.467	15:38:13.578
15 -	32.761	92.4	19.167	106.5	28.217	80.8	25.101	112.4	1:45.246	(2) 83.23	0.213	15:39:58.824
16 -	32.746	94.7	19.118	114.3	28.957	82.4	25.358	111.1	1:46.179	82.50	1.146	15:41:45.003

P28 22		Anthony EAGLE				Honda - Microlise Cresswell Racing						
IDEAL LAP TIME : 1:45.200		BEST LAP TIME : 1:45.552				DIFFERENCE : 0.352						
LAP	SECTOR 1	SECTOR 2		SECTOR 3		SECTOR 4		LAP TIME	MPH	DIFF	TIME OF DAY	
1 -	33.372	92.0	19.547	114.1	28.526	77.6	25.785	106.6	1:47.230	81.69	1.678	15:13:44.445
2 -	34.250	88.5	19.536	113.5	27.953	77.0	25.355	108.4	1:47.094	81.79	1.542	15:15:31.539
3 -	33.272	92.1	20.048	111.2	28.000	83.3	25.329	107.7	1:46.649	82.13	1.097	15:17:18.188
4 -	33.066	93.8	19.595	109.8	28.183	81.1	25.277	107.5	1:46.121	82.54	0.569	15:19:04.309
5 -	32.976	90.5	19.839	110.1	27.763	82.0	25.278	106.8	1:45.856	(2) 82.75	0.304	15:20:50.165
6 -	34.565	85.4	20.068	108.7	28.525	77.9	25.858	103.7	1:49.016	80.35	3.464	15:22:39.181
7 -	33.357	95.4	19.555	110.7	28.515	78.3	IN PIT		4:11.417	P 34.84	2:25.865	15:26:50.598
8 -	OUTLAP	91.9	19.839	111.4	28.397	78.8	25.555	105.8	1:54.602	76.43	9.050	15:28:45.200
9 -	32.822	96.0	19.420	111.1	27.900	78.0	25.410	106.5	1:45.552 (1)	82.99		15:30:30.752
10 -	32.838	95.8	19.488	111.8	27.883	79.4	25.786	107.8	1:45.995	(3) 82.64	0.443	15:32:16.747
11 -	32.740	92.1	19.758	112.0	28.263	78.6	IN PIT		5:13.966	P 27.90	3:28.414	15:37:30.713
12 -	OUTLAP	91.1	20.123	110.1	28.873	79.1	26.028	104.5	1:57.776	74.37	12.224	15:39:28.489
13 -	33.717	93.8	19.768	110.0	28.878	78.5	25.865	103.4	1:48.228	80.93	2.676	15:41:16.717

P29 51		Holly HARRIS				Honda - MJL Racing						
IDEAL LAP TIME : 1:46.847		BEST LAP TIME : 1:47.073				DIFFERENCE : 0.226						
LAP	SECTOR 1	SECTOR 2		SECTOR 3		SECTOR 4		LAP TIME	MPH	DIFF	TIME OF DAY	
1 -	34.246	93.9	19.725	116.1	30.459	76.5	26.182	111.4	1:50.612	(3) 79.19	3.539	15:13:55.851
2 -	33.908	96.1	20.729	104.3	29.565	80.0	25.659	112.5	1:49.861	(2) 79.73	2.788	15:15:45.712
3 -	33.316	97.5	19.130	115.9	29.380	81.8	25.247	112.4	1:47.073 (1)	81.81		15:17:32.785

Weather / Track : Bright / Dry

Brands Hatch GP
Circuit Length = 2.4332 miles
Start: 15:10 Flag 15:40 End: 15:41

MCRCB BULLETIN TK069**2021 Bennetts British Superbike Championship - Round 3****2021 Honda British Talent Cup****FREE PRACTICE 2 - BEST SPEEDS**

POS	INTERMEDIATE 1			INTERMEDIATE 2			INTERMEDIATE 3			FINISH LINE		
	NO	NAME	MPH	NO	NAME	MPH	NO	NAME	MPH	NO	NAME	MPH
1	57	GARNESS	104.6	43	HITCHCOCK	122.2	48	WALKER	91.6	57	GARNESS	120.9
2	52	BELFORD	102.6	57	GARNESS	122.2	9	STUART-CAMPBELL	91.3	9	STUART-CAMPBELL	118.3
3	4	MOUNSEY	102.4	9	STUART-CAMPBELL	122.2	34	COOK	91.1	52	BELFORD	118.1
4	9	STUART-CAMPBELL	102.1	52	BELFORD	121.7	7	LYONS	90.4	7	LYONS	117.9
5	34	COOK	101.9	53	VEIJER	121.7	57	GARNESS	90.0	53	VEIJER	117.9
6	43	HITCHCOCK	101.9	4	MOUNSEY	121.7	96	BANHAM	89.5	74	BROWN	117.1
7	24	BUCHANAN	101.3	34	COOK	121.3	52	BELFORD	89.4	24	BUCHANAN	117.1
8	74	BROWN	100.4	74	BROWN	121.3	15	CROSBY	89.1	96	BANHAM	117.1
9	29	BROWN	100.4	24	BUCHANAN	121.1	2	COATES	89.0	34	COOK	116.7
10	15	CROSBY	100.3	48	WALKER	121.1	43	HITCHCOCK	88.8	48	WALKER	116.7
11	53	VEIJER	100.0	79	McCABE	120.6	74	BROWN	88.5	4	MOUNSEY	116.5
12	7	LYONS	99.8	7	LYONS	120.0	24	BUCHANAN	88.3	79	McCABE	116.3
13	96	BANHAM	99.8	15	CROSBY	120.0	23	STEPHENSON	87.8	43	HITCHCOCK	116.1
14	21	JEFFREY	99.8	8	MOORE	119.8	8	MOORE	87.6	8	MOORE	116.1
15	66	DOBSON	99.5	65	ROWAN	119.6	66	DOBSON	87.3	21	JEFFREY	115.7
16	23	STEPHENSON	99.5	2	COATES	119.4	29	BROWN	86.9	15	CROSBY	115.5
17	79	McCABE	99.1	21	JEFFREY	119.1	79	McCABE	86.2	66	DOBSON	115.5
18	44	HILL	99.1	41	HOPKINS	118.9	69	BANISH	86.2	41	HOPKINS	115.3
19	61	MACKAY	98.9	96	BANHAM	118.7	4	MOUNSEY	86.1	65	ROWAN	114.9
20	41	HOPKINS	98.6	29	BROWN	118.7	12	BANNISTER	85.3	61	MACKAY	114.1
21	8	MOORE	98.6	44	HILL	118.7	41	HOPKINS	84.9	29	BROWN	113.5
22	48	WALKER	98.3	66	DOBSON	118.3	53	VEIJER	84.8	12	BANNISTER	113.3
23	2	COATES	98.3	23	STEPHENSON	117.3	21	JEFFREY	83.8	23	STEPHENSON	112.7
24	14	PENDRILL	97.8	69	BANISH	116.5	44	HILL	83.8	44	HILL	112.5
25	51	HARRIS	97.5	51	HARRIS	116.1	22	EAGLE	83.3	51	HARRIS	112.5
26	69	BANISH	96.4	12	BANNISTER	115.9	61	MACKAY	82.4	2	COATES	112.4
27	22	EAGLE	96.0	14	PENDRILL	115.7	51	HARRIS	81.8	69	BANISH	111.6
28	12	BANNISTER	93.5	61	MACKAY	115.3	14	PENDRILL	81.6	14	PENDRILL	111.4
29	65	ROWAN	93.4	22	EAGLE	114.1	65	ROWAN	80.1	22	EAGLE	108.4

Weather / Track : Bright / Dry

Brands Hatch GP

Circuit Length = 2.4332 miles

Start: 15:10 Flag 15:40 End: 15:41

Results can be found at www.tsl-timing.com

Printed - 15:45 Friday, 23 July 2021

MCRCB BULLETIN TK070

2021 Bennetts British Superbike Championship - Round 3

2021 Honda British Talent Cup

FREE PRACTICE 2 - STATISTICS

Competitors Started 29
Planned Start 2021-07-23 @ 15:10:00.000
Actual Start 2021-07-23 @ 15:10:01.323
Finish Time 2021-07-23 @ 15:40:01.323
Track Length 2.4332mi.
Total Laps 453
Total Distance Covered 1102.2801mi.

Session Fastest Lap History

NO	NAME	LAP TIME	TIME OF DAY	LAP	VEHICLE
4	Sullivan MOUNSEY	1:43.360	15:13:34.236	1	Honda
57	Johnny GARNESS	1:42.412	15:13:34.734	1	Honda
96	Rossi BANHAM	1:41.999	15:13:35.428	1	Honda
52	Evan BELFORD	1:41.719	15:13:35.443	1	Honda
52	Evan BELFORD	1:41.521	15:15:16.986	2	Honda
43	Ryan HITCHCOCK	1:39.786	15:15:30.618	3	Honda
34	James COOK	1:39.600	15:17:13.079	4	Honda
43	Ryan HITCHCOCK	1:39.580	15:18:50.911	5	Honda
43	Ryan HITCHCOCK	1:39.178	15:20:30.089	6	Honda
34	James COOK	1:38.689	15:28:51.773	11	Honda
34	James COOK	1:38.584	15:40:25.228	18	Honda

Flag History

TYPE	TIME OF DAY
GREEN	15:10:01.323
FINISH	15:40:01.323

Flag Statistics

TYPE	COUNT	TOTAL LAPS	TOTAL TIME
Green	1	18	31:56.442
Red	0	0	0.000
Safety Car	0	0	0.000
FCY	0	0	0.000

Weather / Track : Bright / Dry

Results can be found at www.tsl-timing.com

Brands Hatch GP
Circuit Length = 2.4332 miles
Start: 15:10 Flag 15:40 End: 15:41

Printed - 15:45 Friday, 23 July 2021

MCRCB BULLETIN TK071

2021 Bennetts British Superbike Championship - Round 3

2021 Honda British Talent Cup

FREE PRACTICE 2 - SESSION NOTES

TIME	MESSAGE
15:19:35	NO. 51 - FALLER AT T9 SHEENE - RIDER OK
15:40:11	CHEQUERED FLAG

Weather / Track : Bright / Dry

Results can be found at www.tsl-timing.com

Brands Hatch GP
Circuit Length = 2.4332 miles
Start: 15:10 Flag 15:40 End: 15:41

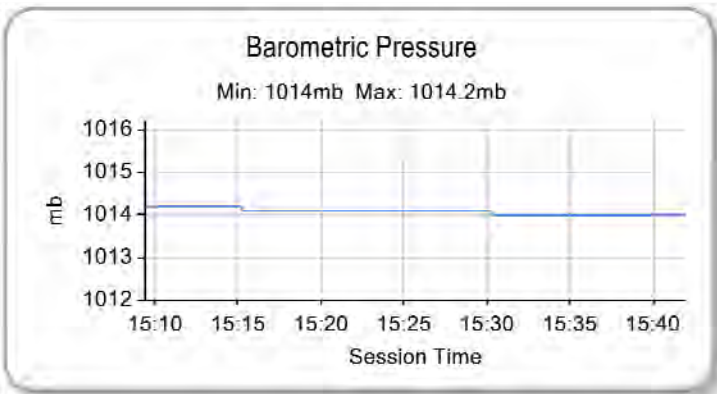
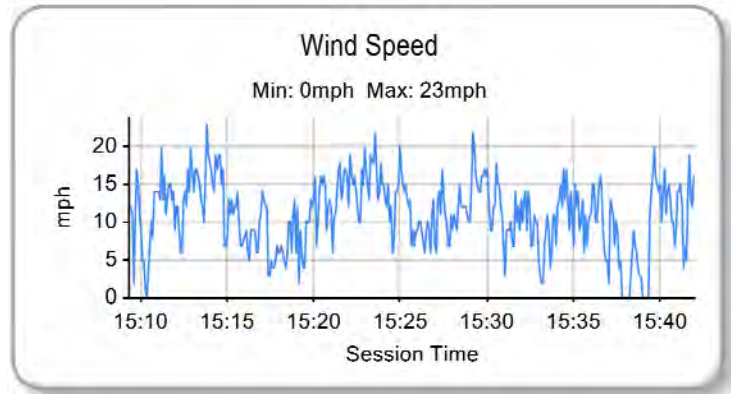
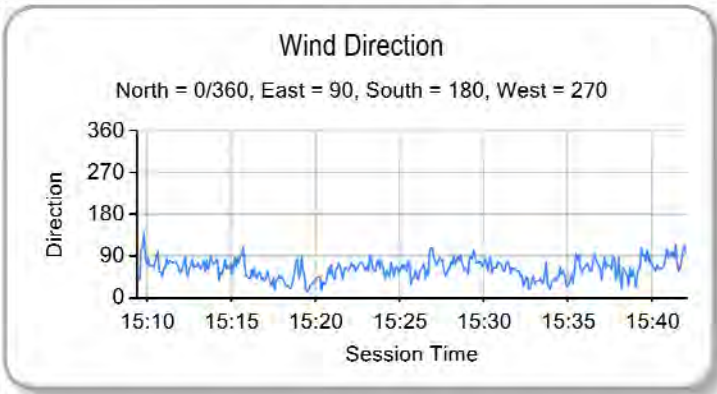
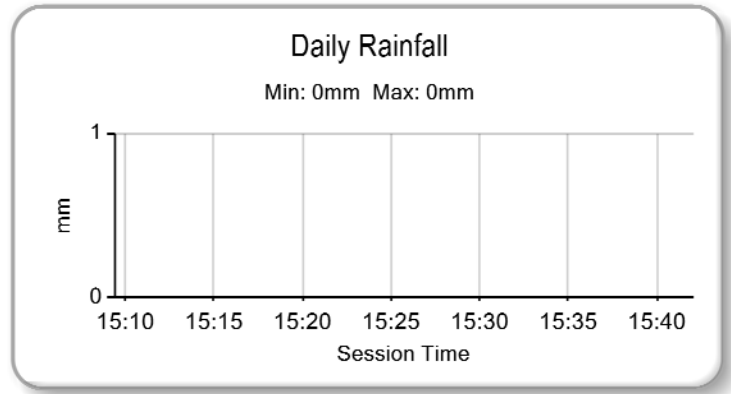
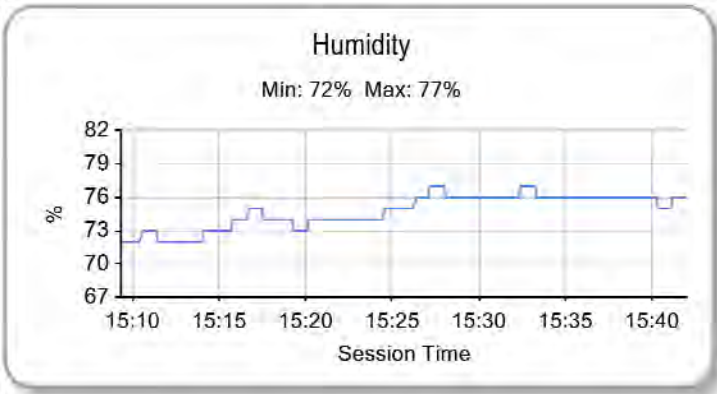
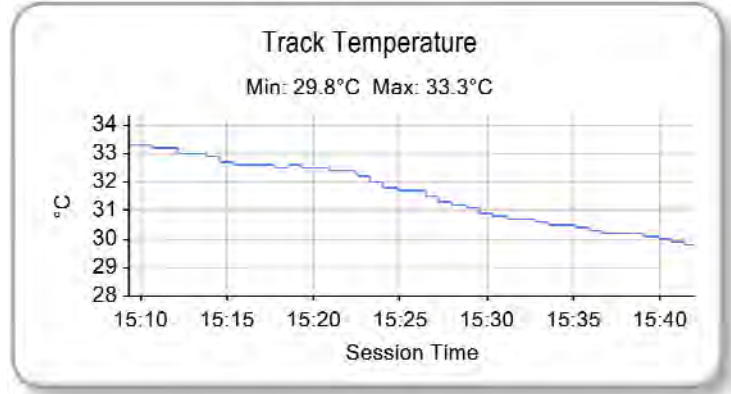
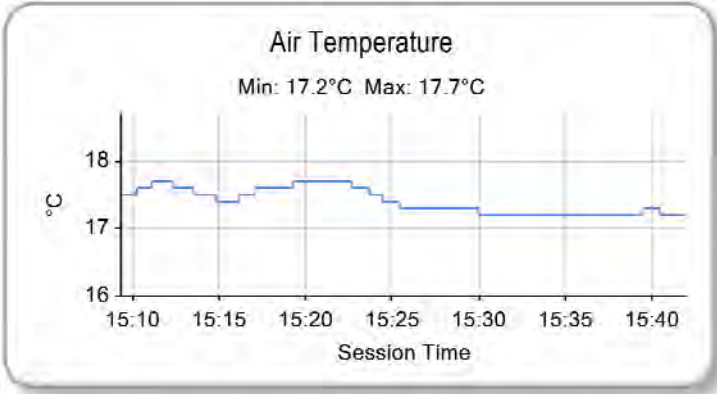
Printed - 15:46 Friday, 23 July 2021

MCRCB BULLETIN TK072

2021 Bennetts British Superbike Championship - Round 3

2021 Honda British Talent Cup

FREE PRACTICE 2 - WEATHER CONDITIONS



Weather / Track : Bright / Dry

Results can be found at www.tsl-timing.com

Brands Hatch GP
Circuit Length = 2.4332 miles
Start: 15:10 Flag 15:40 End: 15:41

Printed - 15:48 Friday, 23 July 2021

FREE PRACTICE - COMBINED CLASSIFICATION

POS	NO	NAME	NAT	ENTRY	FIRST		SECOND		GAP	DIFF
					TIME	LAPS	TIME	LAPS		
1	43	Ryan HITCHCOCK	GBR	Honda - Wilson Racing	1:38.508	17	1:38.742	18		
2	34	James COOK	GBR	Honda - Wilson Racing	1:39.462	17	1:38.584	18	0.076	0.076
3	52	Evan BELFORD	GBR	Honda - City Lifting by RS Racing	1:40.162	16	1:39.139	13	0.631	0.555
4	57	Johnny GARNES	GBR	Honda - City Lifting by RS Racing	1:41.130	17	1:39.210	13	0.702	0.071
5	7	Jamie LYONS	GBR	Honda - C&M Motors Ltd / Tooltec Racing	1:39.660	18	1:39.281	17	0.773	0.071
6	74	Carter BROWN	GBR	Honda - City Lifting by RS Racing	1:40.133	14	1:39.543	14	1.035	0.262
7	15	Harrison CROSBY	GBR	Honda - Banks Racing	1:40.478	15	1:39.594	15	1.086	0.051
8	9	Bailey STUART-CAMPBELL	GBR	Honda - Team 151s	1:40.807	17	1:39.846	18	1.338	0.252
9	53	Kiyano VEIJER	NLD	Honda - Microlise Cresswell Racing	1:41.609	16	1:40.045	17	1.537	0.199
10	24	Cormac BUCHANAN	NZL	Honda - Microlise Cresswell Racing	1:41.450	17	1:40.141	17	1.633	0.096
11	48	Ollie WALKER	GBR	Honda - Moto Rapido / SP125 Racing		0	1:40.257	16	1.749	0.116
12	4	Sullivan MOUNSEY	GBR	Honda - iForce Lloyd & Jones	1:41.882	15	1:40.497	17	1.989	0.240
13	96	Rossi BANHAM	GBR	Honda - MJL Racing	1:41.355	18	1:40.503	16	1.995	0.006
14	66	Rossi DOBSON	GBR	Honda - WM Racing	1:41.937	16	1:41.255	16	2.747	0.752
15	2	Rhys COATES	GBR	Honda - Ernie Coates Race Support / SP125 Racing	1:46.377	9	1:41.479	17	2.971	0.224
16	29	Lucas BROWN	GBR	Honda - Amphibian Scaffolding / SP125 Racing	1:42.163	16	1:41.534	17	3.026	0.055
17	21	Troy JEFFREY	GBR	Honda - Stiggymotorsport	1:45.542	16	1:41.699	17	3.191	0.165
18	23	Rhys STEPHENSON	GBR	Honda - Rocket Racing	1:43.447	15	1:41.879	17	3.371	0.180
19	14	Evan PENDRILL	GBR	Honda - EPRacing / SP125 Racing	1:42.668	15	1:42.323	16	3.815	0.444
20	41	Luca HOPKINS	GBR	Honda - Wilson Racing	1:44.404	16	1:42.455	16	3.947	0.132
21	79	Harley McCABE	GBR	Honda - MLav VisionTrack Academy	1:44.476	17	1:43.251	15	4.743	0.796
22	44	Lucas HILL	GBR	Honda - Ashcourt Racing	1:44.640	14	1:43.352	16	4.844	0.101
23	65	Alexander ROWAN	GBR	Honda - Victoria House Mortimer Racing	1:46.212	13	1:43.384	16	4.876	0.032
24	69	Eli BANISH	USA	Honda - Team Thorneycroft Racing	1:44.631	15	1:43.418	16	4.910	0.034
25	8	Ross MOORE	GBR	Honda - B Moore Honda	1:46.117	9	1:43.605	17	5.097	0.187
26	12	Josh BANNISTER	GBR	Honda - Dunsley Heat Racing	1:45.586	16	1:44.835	16	6.327	1.230
27	61	Harrison MACKAY	GBR	Honda - True Heros Racing / Super Soco	1:46.666	15	1:45.033	16	6.525	0.198
28	22	Anthony EAGLE	GBR	Honda - Microlise Cresswell Racing	1:48.611	6	1:45.552	13	7.044	0.519
29	51	Holly HARRIS	GBR	Honda - MJL Racing	1:49.220	4	1:47.073	3	8.565	1.521

QUALIFYING LAPTIME (110.0% of 1:38.508) = 1:48.358

Weather / Track : Bright / Dry

These results are provisional until the conclusion of any judicial and technical matters.

Brands Hatch GP

Circuit Length = 2.4332 miles

Start: 15:10 Flag 15:40 End: 15:41

Race Director : Stuart Higgs	Stewards :	Timekeeper : Richard Evans
------------------------------	------------	----------------------------



QUALIFYING - CLASSIFICATION

POS	NO	NAME	NAT	ENTRY	TIME	ON	LAPS	GAP	DIFF	MPH
1	52	Evan BELFORD	GBR	Honda - City Lifting by RS Racing	1:48.438	16	16			80.78
2	74	Carter BROWN	GBR	Honda - City Lifting by RS Racing	1:48.818	11	14	0.380	0.380	80.49
3	24	Cormac BUCHANAN	NZL	Honda - Microlise Cresswell Racing	1:49.316	15	15	0.878	0.498	80.13
4	29	Lucas BROWN	GBR	Honda - Amphibian Scaffolding / SP125 Racing	1:49.438	16	16	1.000	0.122	80.04
5	34	James COOK	GBR	Honda - Wilson Racing	1:49.848	14	14	1.410	0.410	79.74
6	7	Jamie LYONS	GBR	Honda - C&M Motors Ltd / Tooltec Racing	1:50.571	16	16	2.133	0.723	79.22
7	57	Johnny GARNES	GBR	Honda - City Lifting by RS Racing	1:50.760	15	15	2.322	0.189	79.08
8	15	Harrison CROSBY	GBR	Honda - Banks Racing	1:50.840	9	9	2.402	0.080	79.03
9	4	Sullivan MOUNSEY	GBR	Honda - iForce Lloyd & Jones	1:51.410	9	12	2.972	0.570	78.62
10	9	Bailey STUART-CAMPBELL	GBR	Honda - Team 151s	1:51.539	16	16	3.101	0.129	78.53
11	48	Ollie WALKER	GBR	Honda - Moto Rapido / SP125 Racing	1:52.027	13	14	3.589	0.488	78.19
12	96	Rossi BANHAM	GBR	Honda - MJL Racing	1:52.270	13	15	3.832	0.243	78.02
13	66	Rossi DOBSON	GBR	Honda - WM Racing	1:52.866	14	14	4.428	0.596	77.61
14	21	Troy JEFFREY	GBR	Honda - Stiggymotorsport	1:52.889	14	15	4.451	0.023	77.59
15	43	Ryan HITCHCOCK	GBR	Honda - Wilson Racing	1:53.071	14	15	4.633	0.182	77.47
16	14	Evan PENDRILL	GBR	Honda - EPRacing / SP125 Racing	1:53.255	14	14	4.817	0.184	77.34
17	69	Eli BANISH	USA	Honda - Team Thorneycroft Racing	1:53.713	15	15	5.275	0.458	77.03
18	2	Rhys COATES	GBR	Honda - Ernie Coates Race Support / SP125 Racing	1:53.762	6	10	5.324	0.049	77.00
19	8	Ross MOORE	GBR	Honda - B Moore Honda	1:54.729	15	16	6.291	0.967	76.35
20	53	Kiyano VEIJER	NLD	Honda - Microlise Cresswell Racing	1:55.497	6	6	7.059	0.768	75.84
21	41	Luca HOPKINS	GBR	Honda - Wilson Racing	1:55.785	10	10	7.347	0.288	75.65
22	65	Alexander ROWAN	GBR	Honda - Victoria House Mortimer Racing	1:55.989	11	11	7.551	0.204	75.52
23	23	Rhys STEPHENSON	GBR	Honda - Rocket Racing	1:56.296	10	11	7.858	0.307	75.32
24	44	Lucas HILL	GBR	Honda - Ashcourt Racing	1:56.333	12	14	7.895	0.037	75.29
25	79	Harley McCABE	GBR	Honda - MLav VisionTrack Academy	1:57.090	15	15	8.652	0.757	74.81
26	22	Anthony EAGLE	UZB	Honda - Microlise Cresswell Racing	1:58.008	12	12	9.570	0.918	74.23
27	51	Holly HARRIS	GBR	Honda - MJL Racing	1:59.118	14	14	10.680	1.110	73.53
28	61	Harrison MACKAY	GBR	Honda - True Heros Racing / Super Soco	1:59.216	12	15	10.778	0.098	73.47

QUALIFYING LAPTIME (110.0% of 1:48.438) = 1:59.281

29	12	Josh BANNISTER	GBR	Honda - Dunsley Heat Racing	2:02.146	11	14	13.708	2.930	71.71
----	----	----------------	-----	-----------------------------	----------	----	----	--------	-------	-------

#74 - Lap 13 time disallowed - Best sector time under yellow flags Turn 11

Weather / Track : Overcast / Wet

These results are provisional until the conclusion of any judicial and technical matters.

Brands Hatch GP

Circuit Length = 2.4332 miles

Start: 09:17 Flag 09:47 End: 09:50

Race Director : Stuart Higgs

Stewards :

Timekeeper : Richard Evans

Results can be found at www.britishsuperbike.com

Printed - 09:50 Saturday, 24 July 2021

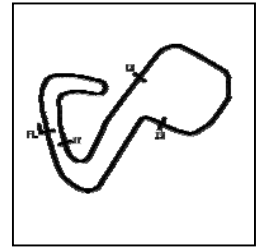


MCRCB BULLETIN TK115

2021 Bennetts British Superbike Championship - Round 3

2021 Honda British Talent Cup

QUALIFYING - SECTOR ANALYSIS



SECTOR 1 = FL to I1, SECTOR 2 = I1 to I2 SECTOR 3 = I2 to I3, SECTOR 4 = I3 to FL, DIFF = Difference To Personal Best Lap, P = Crossed Finish Line in Pit Lane, D = Time Disallowed

P1 52		Evan BELFORD						Honda - City Lifting by RS Racing				
IDEAL LAP TIME : 1:48.438		BEST LAP TIME : 1:48.438			DIFFERENCE : 0.000							
LAP	SECTOR 1	SECTOR 2		SECTOR 3		SECTOR 4		LAP TIME	MPH	DIFF	TIME OF DAY	
1 -	OUTLAP	65.6	22.896	105.3	34.943	61.7	29.665	112.0	2:14.352	65.20	25.914	09:19:52.542
2 -	39.400	80.6	21.759	116.7	31.927	67.9	28.383	112.9	2:01.469	72.11	13.031	09:21:54.011
3 -	38.158	79.9	21.480	115.3	31.622	68.8	27.660	114.1	1:58.920	73.66	10.482	09:23:52.931
4 -	37.381	84.0	21.045	117.3	30.879	71.6	27.098	113.7	1:56.403	75.25	7.965	09:25:49.334
5 -	36.443	86.8	20.922	118.3	30.386	72.3	27.071	113.7	1:54.822	76.29	6.384	09:27:44.156
6 -	36.024	87.6	20.384	118.5	30.084	73.5	26.524	114.3	1:53.016	77.50	4.578	09:29:37.172
7 -	36.548	83.0	20.743	117.3	29.834	74.3	27.206	113.7	1:54.331	76.61	5.893	09:31:31.503
8 -	35.123	90.4	20.142	118.1	29.212	79.9	26.183	114.1	1:50.660	79.15	2.222	09:33:22.163
9 -	34.882	82.5	20.620	118.9	28.962	78.4	25.922	114.7	1:50.386	79.35	1.948	09:35:12.549
10 -	34.860	89.9	20.322	117.7	29.217	76.3	25.848	114.3	1:50.247	79.45	1.809	09:37:02.796
11 -	34.885	91.1	19.991	118.5	28.744	76.1	25.825	114.1	1:49.445 (2)	80.03	1.007	09:38:52.241
12 -	39.978	89.8	20.373	118.5	29.513	71.3	26.907	114.3	1:56.771	75.01	8.333	09:40:49.012
13 -	35.306	90.0	19.922	116.9	30.405	73.1	26.218	115.5	1:51.851	78.31	3.413	09:42:40.863
14 -	37.340	82.5	20.680	118.1	29.894	76.0	26.399	113.1	1:54.313	76.63	5.875	09:44:35.176
15 -	35.121	87.3	19.987	117.3	28.993	78.1	25.880	114.3	1:49.981 (3)	79.64	1.543	09:46:25.157
16 -	34.777	93.3	19.902	118.1	28.355	82.1	25.404	115.1	1:48.438 (1)	80.78		09:48:13.595

P2 74		Carter BROWN						Honda - City Lifting by RS Racing				
IDEAL LAP TIME : 1:48.398		BEST LAP TIME : 1:48.818			DIFFERENCE : 0.420							
LAP	SECTOR 1	SECTOR 2		SECTOR 3		SECTOR 4		LAP TIME	MPH	DIFF	TIME OF DAY	
1 -	OUTLAP	74.3	21.687	107.2	33.090	62.8	28.932	108.9	2:04.392	70.42	15.574	09:19:40.349
2 -	38.344	83.3	20.521	116.1	31.590	72.5	26.515	112.7	1:56.970	74.88	8.152	09:21:37.319
3 -	35.921	83.1	20.226	118.1	30.794	74.5	26.429	113.1	1:53.370	77.26	4.552	09:23:30.689
4 -	36.267	88.7	19.985	119.4	31.698	69.6	26.857	112.7	1:54.807	76.30	5.989	09:25:25.496
5 -	35.646	89.3	20.133	118.5	29.982	73.9	26.311	114.5	1:52.072	78.16	3.254	09:27:17.568
6 -	36.955	85.9	20.521	117.9	29.859	73.5	25.964	114.7	1:53.299	77.31	4.481	09:29:10.867
7 -	35.955	89.8	20.505	117.5	30.110	71.6	IN PIT		6:55.135 P	21.10	5:06.317	09:36:06.002
8 -	OUTLAP	88.4	20.601	118.7	30.623	71.3	26.708	113.9	2:01.895	71.86	13.077	09:38:07.897
9 -	35.369	93.3	20.274	118.5	28.946	76.8	26.551	114.3	1:51.140	78.81	2.322	09:39:59.037
10 -	34.837	94.2	20.061	119.1	29.126	80.6	26.012	114.1	1:50.036 (3)	79.60	1.218	09:41:49.073
11 -	34.649	90.1	19.953	118.7	28.490	78.6	25.726	113.5	1:48.818 (1)	80.49		09:43:37.891
12 -	34.996	91.3	20.067	119.1	28.841	79.0	26.371	112.9	1:50.275	79.43	1.457	09:45:28.166
13 -	34.276	94.6	20.139	118.3	28.608	80.4	25.686	114.3	4:48.709 D	80.58		09:47:16.875
14 -	35.455	94.1	20.035	119.4	28.842	81.5	25.679	114.3	1:50.011 (2)	79.62	1.193	09:49:06.886

P3 24		Cormac BUCHANAN						Honda - Microlise Cresswell Racing				
IDEAL LAP TIME : 1:49.316		BEST LAP TIME : 1:49.316			DIFFERENCE : 0.000							
LAP	SECTOR 1	SECTOR 2		SECTOR 3		SECTOR 4		LAP TIME	MPH	DIFF	TIME OF DAY	
1 -	OUTLAP	64.4	23.831	103.5	36.057	57.2	29.398	108.7	2:18.257	63.35	28.941	09:19:58.029
2 -	39.918	79.4	22.371	114.5	32.644	62.7	28.274	111.2	2:03.207	71.09	13.891	09:22:01.236
3 -	38.712	80.8	21.304	116.3	31.784	61.8	28.375	112.4	2:00.175	72.89	10.859	09:24:01.411
4 -	37.824	81.3	21.156	115.1	31.978	66.3	27.768	110.9	1:58.726	73.78	9.410	09:26:00.137
5 -	36.330	89.0	20.508	115.9	30.448	69.1	26.487	113.3	1:53.773	76.99	4.457	09:27:53.910
6 -	36.983	84.8	20.789	114.5	30.037	72.8	26.540	110.5	1:54.349	76.60	5.033	09:29:48.259
7 -	35.850	89.3	20.371	114.7	29.898	73.1	26.690	110.7	1:52.809	77.65	3.493	09:31:41.068
8 -	35.922	89.3	20.098	116.9	29.764	74.6	26.220	111.8	1:52.004	78.21	2.688	09:33:33.072
9 -	35.572	92.0	20.071	115.7	29.101	76.4	25.853	114.1	1:50.597 (2)	79.20	1.281	09:35:23.669
10 -	36.997	90.3	20.518	115.1	30.456	71.0	IN PIT		2:59.049 P	48.92	1:09.733	09:38:22.718
11 -	OUTLAP	88.7	20.369	114.1	29.904	75.3	26.748	109.8	1:56.230	75.36	6.914	09:40:18.948
12 -	35.906	91.4	20.206	115.7	29.192	75.9	26.181	112.9	1:51.485 (3)	78.57	2.169	09:42:10.433
13 -	36.122	91.4	20.627	114.5	29.478	74.5	26.574	112.4	1:52.801	77.65	3.485	09:44:03.234
14 -	36.081	93.9	19.975	117.3	29.706	75.6	26.032	111.1	1:51.794	78.35	2.478	09:45:55.028
15 -	34.853	94.6	19.791	118.9	29.045	77.0	25.627	112.7	1:49.316 (1)	80.13		09:47:44.344

Weather / Track : Overcast / Wet

Brands Hatch GP

Circuit Length = 2.4332 miles

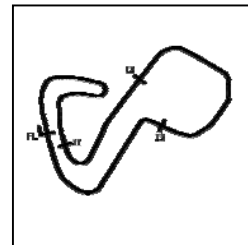
Start: 09:17 Flag 09:47 End: 09:50

MCRCB BULLETIN TK115

2021 Bennetts British Superbike Championship - Round 3

2021 Honda British Talent Cup

QUALIFYING - SECTOR ANALYSIS



SECTOR 1 = FL to I1, SECTOR 2 = I1 to I2 SECTOR 3 = I2 to I3, SECTOR 4 = I3 to FL, DIFF = Difference To Personal Best Lap, P = Crossed Finish Line in Pit Lane, D = Time Disallowed

P4 29		Lucas BROWN						Honda - Amphibian Scaffolding / SP125 Racing				
IDEAL LAP TIME : 1:49.273		BEST LAP TIME : 1:49.438			DIFFERENCE : 0.165							
LAP	SECTOR 1	SECTOR 2		SECTOR 3		SECTOR 4		LAP TIME	MPH	DIFF	TIME OF DAY	
1 -	OUTLAP	80.4	22.439	111.2	32.516	62.6	28.922	106.1	2:04.675	70.26	15.237	09:19:40.491
2 -	37.849	85.4	21.023	106.8	31.142	73.6	26.889	109.1	1:56.903	74.93	7.465	09:21:37.394
3 -	35.611	91.0	20.548	107.7	30.314	75.1	27.258	109.4	1:53.731	77.02	4.293	09:23:31.125
4 -	35.578	92.4	20.184	113.9	31.995	71.0	26.917	109.4	1:54.674	76.38	5.236	09:25:25.799
5 -	35.806	91.4	20.282	114.3	29.799	75.1	26.567	109.8	1:52.454	77.89	3.016	09:27:18.253
6 -	35.625	91.1	20.487	110.9	29.608	77.1	26.437	109.2	1:52.157	78.10	2.719	09:29:10.410
7 -	35.844	92.5	20.162	113.7	29.510	75.5	26.180	109.8	1:51.696	78.42	2.258	09:31:02.106
8 -	35.128	92.9	21.022	113.5	29.994	75.7	26.260	106.5	1:52.404	77.93	2.966	09:32:54.510
9 -	35.148	93.4	20.176	113.9	29.107	79.3	26.141	109.6	1:50.572 (3)	79.22	1.134	09:34:45.082
10 -	34.830	93.0	20.174	114.3	28.981	77.0	25.886	109.1	1:49.871 (2)	79.72	0.433	09:36:34.953
11 -	36.947	84.0	20.375	113.1	29.318	76.0	26.411	108.9	1:53.051	77.48	3.613	09:38:28.004
12 -	35.293	90.6	20.134	113.1	29.128	79.1	27.269	109.8	1:51.824	78.33	2.386	09:40:19.828
13 -	35.210	92.6	20.132	116.3	29.253	77.8	26.276	112.2	1:50.871	79.00	1.433	09:42:10.699
14 -	35.611	90.1	20.531	115.3	29.651	76.9	26.784	110.1	1:52.577	77.81	3.139	09:44:03.276
15 -	35.617	92.9	20.049	113.9	29.793	79.2	26.225	109.6	1:51.684	78.43	2.246	09:45:54.960
16 -	34.633	94.9	19.867	113.9	29.146	80.3	25.792	109.6	1:49.438 (1)	80.04		09:47:44.398

P5 34		James COOK						Honda - Wilson Racing				
IDEAL LAP TIME : 1:49.848		BEST LAP TIME : 1:49.848			DIFFERENCE : 0.000							
LAP	SECTOR 1	SECTOR 2		SECTOR 3		SECTOR 4		LAP TIME	MPH	DIFF	TIME OF DAY	
1 -	OUTLAP	69.8	22.795	111.6	34.899	66.3	28.713	112.2	2:08.457	68.19	18.609	09:19:58.509
2 -	38.927	80.8	21.583	112.4	32.485	60.8	28.301	112.5	2:01.296	72.21	11.448	09:21:59.805
3 -	38.530	86.0	21.057	115.1	31.491	72.0	28.278	110.0	1:59.356	73.39	9.508	09:23:59.161
4 -	37.826	80.3	21.321	114.7	31.350	72.5	27.945	110.3	1:58.442	73.95	8.594	09:25:57.603
5 -	37.477	85.2	20.744	116.7	30.567	72.0	27.160	112.2	1:55.948	75.54	6.100	09:27:53.551
6 -	38.632	80.2	20.672	115.5	29.968	75.2	26.921	110.5	1:56.193	75.39	6.345	09:29:49.744
7 -	36.361	83.6	20.483	116.1	29.958	76.5	26.915	111.2	1:53.717	77.03	3.869	09:31:43.461
8 -	38.389	78.3	20.978	112.7	29.861	77.8	27.403	110.3	1:56.631	75.10	6.783	09:33:40.092
9 -	36.003	85.8	20.526	116.3	29.410	78.6	26.685	110.7	1:52.624	77.77	2.776	09:35:32.716
10 -	35.826	89.2	20.478	115.3	29.233	77.9	26.799	110.9	1:52.336	77.97	2.488	09:37:25.052
11 -	35.633	88.0	20.239	117.5	29.618	74.7	26.617	110.9	1:52.107	78.13	2.259	09:39:17.159
12 -	35.449	89.1	20.151	114.9	29.114	80.8	26.699	110.5	1:51.413 (3)	78.62	1.565	09:41:08.572
13 -	35.210	88.5	20.289	115.3	28.869	80.5	26.359	111.2	1:50.727 (2)	79.11	0.879	09:42:59.299
14 -	35.074	91.0	19.994	115.5	28.710	80.4	26.070	112.5	1:49.848 (1)	79.74		09:44:49.147

P6 7		Jamie LYONS						Honda - C&M Motors Ltd / Tooltec Racing				
IDEAL LAP TIME : 1:50.545		BEST LAP TIME : 1:50.571			DIFFERENCE : 0.026							
LAP	SECTOR 1	SECTOR 2		SECTOR 3		SECTOR 4		LAP TIME	MPH	DIFF	TIME OF DAY	
1 -	OUTLAP	68.4	23.144	114.7	34.159	62.3	29.387	110.5	2:13.874	65.43	23.303	09:19:56.242
2 -	39.065	82.4	21.858	116.7	33.414	58.0	29.043	112.2	2:03.380	70.99	12.809	09:21:59.622
3 -	39.270	80.9	22.241	116.9	31.908	61.6	28.464	113.1	2:01.883	71.87	11.312	09:24:01.505
4 -	37.411	80.3	21.538	116.1	32.078	67.0	27.718	112.9	1:58.745	73.77	8.174	09:26:00.250
5 -	36.671	86.3	20.782	117.3	30.235	73.1	26.939	112.4	1:54.627	76.42	4.056	09:27:54.877
6 -	36.453	85.2	20.742	116.7	29.882	74.6	26.500	112.7	1:53.577	77.12	3.006	09:29:48.454
7 -	36.167	88.3	20.742	116.3	29.441	72.7	26.532	112.4	1:52.882	77.60	2.311	09:31:41.336
8 -	36.041	89.2	21.331	116.1	29.698	74.2	26.521	111.4	1:53.591	77.11	3.020	09:33:34.927
9 -	35.340	88.6	20.671	115.5	28.856	79.9	26.994	111.4	1:51.861 (3)	78.31	1.290	09:35:26.788
10 -	35.363	88.7	20.625	115.9	28.966	71.6	26.979	110.5	1:51.933	78.25	1.362	09:37:18.721
11 -	36.134	86.7	20.777	115.3	28.946	75.6	27.296	110.0	1:53.153	77.41	2.582	09:39:11.874
12 -	35.967	88.4	20.781	114.5	29.119	77.2	26.793	111.1	1:52.660	77.75	2.089	09:41:04.534
13 -	35.292	88.7	20.719	115.9	28.774	78.3	26.309	111.4	1:51.094 (2)	78.85	0.523	09:42:55.628
14 -	35.802	83.7	20.735	117.3	29.504	68.1	26.925	112.9	1:52.966	77.54	2.395	09:44:48.594
15 -	35.768	86.5	21.117	108.4	31.563	63.4	27.768	112.0	1:56.216	75.37	5.645	09:46:44.810
16 -	35.318	92.1	20.338	116.5	28.710	78.9	26.205	111.6	1:50.571 (1)	79.22		09:48:35.381

Weather / Track : Overcast / Wet

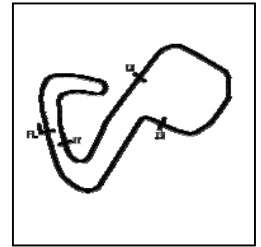
Brands Hatch GP
Circuit Length = 2.4332 miles
Start: 09:17 Flag 09:47 End: 09:50

MCRCB BULLETIN TK115

2021 Bennetts British Superbike Championship - Round 3

2021 Honda British Talent Cup

QUALIFYING - SECTOR ANALYSIS



SECTOR 1 = FL to I1, SECTOR 2 = I1 to I2 SECTOR 3 = I2 to I3, SECTOR 4 = I3 to FL, DIFF = Difference To Personal Best Lap, P = Crossed Finish Line in Pit Lane, D = Time Disallowed

P7 57		Johnny GARNESS						Honda - City Lifting by RS Racing				
IDEAL LAP TIME : 1:50.760		BEST LAP TIME : 1:50.760				DIFFERENCE : 0.000						
LAP	SECTOR 1	SECTOR 2		SECTOR 3		SECTOR 4		LAP TIME	MPH	DIFF	TIME OF DAY	
1 -	OUTLAP	75.3	22.158	110.9	35.140	65.0	28.814	113.3	2:09.508	67.63	18.748	09:19:46.424
2 -	39.939	82.8	21.057	114.9	33.871	67.6	27.670	116.7	2:02.537	71.48	11.777	09:21:48.961
3 -	37.964	85.1	20.890	116.7	32.382	72.6	27.470	116.3	1:58.706	73.79	7.946	09:23:47.667
4 -	37.598	85.8	20.455	117.3	31.796	72.7	27.507	116.5	1:57.356	74.64	6.596	09:25:45.023
5 -	37.102	85.7	20.444	116.9	31.623	72.3	27.073	117.5	1:56.242	75.35	5.482	09:27:41.265
6 -	36.677	88.8	20.272	117.1	31.108	73.6	26.751	117.5	1:54.808	76.29	4.048	09:29:36.073
7 -	37.301	85.8	20.319	117.5	30.996	72.3	27.355	114.5	1:55.971	75.53	5.211	09:31:32.044
8 -	36.220	91.4	19.958	117.5	30.349	73.7	26.578	117.3	1:53.105	77.44	2.345	09:33:25.149
9 -	35.594	91.1	20.129	118.1	30.760	71.0	27.170	116.3	1:53.653	77.07	2.893	09:35:18.802
10 -	36.012	91.4	20.041	117.7	30.081	74.9	26.505	115.5	1:52.639 (3)	77.76	1.879	09:37:11.441
11 -	36.067	91.4	19.931	117.7	30.596	78.4	IN PIT		3:02.703 P	47.94	1:11.943	09:40:14.144
12 -	OUTLAP	88.7	20.289	118.9	30.753	74.1	27.041	115.3	1:55.508	75.83	4.748	09:42:09.652
13 -	36.377	88.1	20.095	118.5	30.297	76.5	26.421	116.9	1:53.190	77.39	2.430	09:44:02.842
14 -	36.137	91.8	19.679	117.5	30.422	73.9	26.079	118.5	1:52.317 (2)	77.99	1.557	09:45:55.159
15 -	35.502	92.4	19.590	118.1	29.717	80.9	25.951	117.9	1:50.760 (1)	79.08		09:47:45.919

P8 15		Harrison CROSBY						Honda - Banks Racing				
IDEAL LAP TIME : 1:50.761		BEST LAP TIME : 1:50.840				DIFFERENCE : 0.079						
LAP	SECTOR 1	SECTOR 2		SECTOR 3		SECTOR 4		LAP TIME	MPH	DIFF	TIME OF DAY	
1 -	OUTLAP	76.4	22.851	103.4	32.935	58.9	IN PIT		3:42.971 P	39.28	1:52.131	09:21:22.278
2 -	OUTLAP	79.8	21.405	102.2	32.498	67.3	27.778	108.5	1:59.842	73.09	9.002	09:23:22.120
3 -	37.086	86.0	20.768	111.6	30.933	68.4	27.461	108.9	1:56.248	75.35	5.408	09:25:18.368
4 -	36.463	89.5	20.392	113.5	29.880	69.1	26.994	108.2	1:53.729	77.02	2.889	09:27:12.097
5 -	35.802	90.1	20.251	112.2	30.067	70.1	27.115	110.1	1:53.235 (2)	77.35	2.395	09:29:05.332
6 -	41.776	42.7	23.901	105.3	32.451	64.4	IN PIT		8:11.367 P	17.82	6:20.527	09:37:16.699
7 -	OUTLAP	81.1	21.504	111.4	30.452	72.8	27.429	109.1	2:00.796	72.51	9.956	09:39:17.495
8 -	35.978	86.2	20.748	113.1	29.766	74.4	26.838	109.4	1:53.330 (3)	77.29	2.490	09:41:10.825
9 -	34.965	92.5	20.215	114.9	29.165	76.1	26.495	110.9	1:50.840 (1)	79.03		09:43:01.665

P9 4		Sullivan MOUNSEY						Honda - iForce Lloyd & Jones				
IDEAL LAP TIME : 1:50.887		BEST LAP TIME : 1:51.410				DIFFERENCE : 0.523						
LAP	SECTOR 1	SECTOR 2		SECTOR 3		SECTOR 4		LAP TIME	MPH	DIFF	TIME OF DAY	
1 -	OUTLAP	76.9	23.280	104.8	35.039	58.4	29.207	110.0	2:07.498	68.70	16.088	09:27:03.901
2 -	38.443	82.3	21.576	111.2	32.210	62.2	27.781	111.6	2:00.010	72.99	8.600	09:29:03.911
3 -	36.925	88.4	20.987	114.9	31.353	66.8	27.496	111.6	1:56.761	75.02	5.351	09:31:00.672
4 -	36.238	92.0	20.810	115.9	30.945	69.9	26.650	113.3	1:54.643	76.40	3.233	09:32:55.315
5 -	35.741	91.8	20.500	116.9	29.766	73.2	26.828	112.5	1:52.835	77.63	1.425	09:34:48.150
6 -	35.820	89.7	20.520	116.5	29.607	73.0	26.718	111.1	1:52.665	77.75	1.255	09:36:40.815
7 -	35.887	90.5	20.483	116.9	29.519	71.2	26.659	112.4	1:52.548	77.83	1.138	09:38:33.363
8 -	35.301	89.1	20.586	117.1	29.179	72.8	26.851	112.2	1:51.917	78.27	0.507	09:40:25.280
9 -	35.186	92.3	20.299	117.5	29.407	72.0	26.518	112.7	1:51.410 (1)	78.62		09:42:16.690
10 -	35.367	92.0	20.254	117.3	30.201	74.1	26.683	111.8	1:52.505	77.86	1.095	09:44:09.195
11 -	35.023	90.3	20.611	116.9	29.674	73.3	26.431	112.0	1:51.739 (3)	78.39	0.329	09:46:00.934
12 -	35.398	90.9	20.544	117.1	29.266	72.7	26.471	112.5	1:51.679 (2)	78.43	0.269	09:47:52.613

Weather / Track : Overcast / Wet

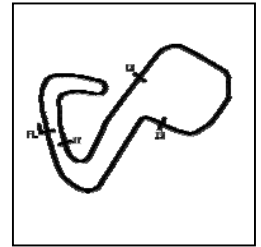
Brands Hatch GP
Circuit Length = 2.4332 miles
Start: 09:17 Flag 09:47 End: 09:50

MCRCB BULLETIN TK115

2021 Bennetts British Superbike Championship - Round 3

2021 Honda British Talent Cup

QUALIFYING - SECTOR ANALYSIS



SECTOR 1 = FL to I1, SECTOR 2 = I1 to I2 SECTOR 3 = I2 to I3, SECTOR 4 = I3 to FL, DIFF = Difference To Personal Best Lap, P = Crossed Finish Line in Pit Lane, D = Time Disallowed

P10 9		Bailey STUART-CAMPBELL						Honda - Team 151s				
IDEAL LAP TIME : 1:51.514		BEST LAP TIME : 1:51.539			DIFFERENCE : 0.025							
LAP	SECTOR 1	SECTOR 2		SECTOR 3		SECTOR 4		LAP TIME	MPH	DIFF	TIME OF DAY	
1 -	OUTLAP	64.8	24.240	106.8	36.088	59.0	30.332	112.4	2:17.702	63.61	26.163	09:19:56.029
2 -	41.052	76.0	22.174	112.2	33.150	64.2	28.936	111.6	2:05.312	69.90	13.773	09:22:01.341
3 -	40.242	76.4	22.069	112.4	33.388	64.5	28.341	114.5	2:04.040	70.62	12.501	09:24:05.381
4 -	39.198	82.3	21.246	117.7	31.981	71.1	28.011	113.9	2:00.436	72.73	8.897	09:26:05.817
5 -	38.541	79.0	21.317	115.9	31.631	69.9	27.394	116.1	1:58.883	73.68	7.344	09:28:04.700
6 -	38.233	76.2	21.887	116.9	31.110	73.9	27.248	114.3	1:58.478	73.93	6.939	09:30:03.178
7 -	37.408	84.7	21.020	118.7	30.490	75.1	26.793	116.1	1:55.711	75.70	4.172	09:31:58.889
8 -	38.302	78.2	21.279	115.3	31.308	71.6	27.473	114.1	1:58.362	74.00	6.823	09:33:57.251
9 -	36.758	86.9	20.669	119.1	30.271	75.9	26.577	115.3	1:54.275	76.65	2.736	09:35:51.526
10 -	37.689	84.4	20.780	118.7	30.220	76.0	26.849	113.3	1:55.538	75.81	3.999	09:37:47.064
11 -	36.342	88.6	20.523	118.1	29.751	78.2	26.754	113.5	1:53.370 (3)	77.26	1.831	09:39:40.434
12 -	36.386	89.2	20.432	118.1	29.971	76.2	26.612	114.1	1:53.401	77.24	1.862	09:41:33.835
13 -	41.138	66.1	21.985	117.1	31.162	74.7	27.205	112.9	2:01.490	72.10	9.951	09:43:35.325
14 -	37.109	80.4	20.897	119.6	30.129	76.8	27.034	113.7	1:55.169	76.06	3.630	09:45:30.494
15 -	35.967	92.5	20.447	118.3	29.662	80.2	26.582	115.1	1:52.658 (2)	77.75	1.119	09:47:23.152
16 -	35.774	92.0	20.457	118.5	29.261	78.4	26.047	115.7	1:51.539 (1)	78.53		09:49:14.691

P11 48		Ollie WALKER						Honda - Moto Rapido / SP125 Racing				
IDEAL LAP TIME : 1:52.027		BEST LAP TIME : 1:52.027			DIFFERENCE : 0.000							
LAP	SECTOR 1	SECTOR 2		SECTOR 3		SECTOR 4		LAP TIME	MPH	DIFF	TIME OF DAY	
1 -	OUTLAP	65.4	22.985	104.6	35.691	59.1	29.751	109.4	2:14.104	65.32	22.077	09:19:59.670
2 -	39.898	74.2	21.641	110.0	33.317	61.9	28.131	112.5	2:02.987	71.22	10.960	09:22:02.657
3 -	39.124	75.2	21.739	114.5	32.233	66.9	27.645	113.1	2:00.741	72.55	8.714	09:24:03.398
4 -	37.910	77.7	20.965	113.7	32.101	66.3	27.420	113.7	1:58.396	73.98	6.369	09:26:01.794
5 -	38.055	77.8	21.289	114.9	31.470	68.6	27.145	113.7	1:57.959	74.26	5.932	09:27:59.753
6 -	37.088	79.9	20.856	115.5	31.300	72.1	27.291	111.8	1:56.535	75.16	4.508	09:29:56.288
7 -	37.082	80.3	20.839	115.7	31.000	71.8	26.867	112.4	1:55.788	75.65	3.761	09:31:52.076
8 -	36.886	82.1	20.722	114.9	31.477	71.3	IN PIT		4:58.573 P	29.33	3:06.546	09:36:50.649
9 -	OUTLAP	83.0	20.769	113.9	31.249	72.6	27.022	112.0	2:00.384	72.76	8.357	09:38:51.033
10 -	36.680	83.3	20.576	115.1	30.939	73.5	26.563	113.3	1:54.758	76.33	2.731	09:40:45.791
11 -	37.578	78.3	20.724	117.7	30.336	74.8	26.350	113.1	1:54.988	76.18	2.961	09:42:40.779
12 -	36.655	85.8	20.241	116.9	30.197	72.0	26.250	113.3	1:53.343 (3)	77.28	1.316	09:44:34.122
13 -	35.942	87.3	20.233	115.5	29.843	74.9	26.009	114.9	1:52.027 (1)	78.19		09:46:26.149
14 -	35.975	86.0	20.236	117.7	29.884	75.4	26.329	114.1	1:52.424 (2)	77.91	0.397	09:48:18.573

P12 96		Rossi BANHAM						Honda - MJL Racing				
IDEAL LAP TIME : 1:51.679		BEST LAP TIME : 1:52.270			DIFFERENCE : 0.591							
LAP	SECTOR 1	SECTOR 2		SECTOR 3		SECTOR 4		LAP TIME	MPH	DIFF	TIME OF DAY	
1 -	OUTLAP	66.3	23.580	102.9	34.504	60.5	29.702	109.4	2:13.064	65.83	20.794	09:19:52.949
2 -	40.484	74.8	22.024	108.0	34.148	62.7	29.463	107.8	2:06.119	69.45	13.849	09:21:59.068
3 -	38.967	83.7	21.479	108.7	32.365	68.8	28.762	108.5	2:01.573	72.05	9.303	09:24:00.641
4 -	38.609	78.1	21.482	110.3	32.361	68.6	27.926	110.9	2:00.378	72.76	8.108	09:26:01.019
5 -	38.202	80.9	21.638	114.3	31.417	72.8	28.232	110.9	1:59.489	73.31	7.219	09:28:00.508
6 -	37.293	85.5	20.970	114.5	32.133	66.4	27.853	110.5	1:58.249	74.07	5.979	09:29:58.757
7 -	37.305	87.0	20.854	114.3	30.597	72.6	27.628	111.2	1:56.384	75.26	4.114	09:31:55.141
8 -	36.477	86.4	21.096	113.7	30.289	75.4	27.411	110.3	1:55.273	75.99	3.003	09:33:50.414
9 -	36.392	89.0	20.502	114.9	30.601	73.5	27.071	109.4	1:54.566	76.46	2.296	09:35:44.980
10 -	36.324	90.0	20.527	114.1	30.273	74.3	27.114	109.4	1:54.238	76.68	1.968	09:37:39.218
11 -	36.131	91.4	20.495	114.1	30.231	75.6	IN PIT		2:47.451 P	52.31	55.181	09:40:26.669
12 -	OUTLAP	90.1	20.686	113.7	29.985	76.3	26.868	109.6	1:55.630	75.75	3.360	09:42:22.299
13 -	35.885	92.3	20.243	114.9	29.496	77.0	26.646	110.1	1:52.270 (1)	78.02		09:44:14.569
14 -	35.514	92.4	20.023	115.9	30.073	78.9	26.919	110.5	1:52.529 (2)	77.84	0.259	09:46:07.098
15 -	36.027	91.1	20.434	114.9	29.607	79.2	26.739	110.0	1:52.807 (3)	77.65	0.537	09:47:59.905

Weather / Track : Overcast / Wet

Brands Hatch GP

Circuit Length = 2.4332 miles

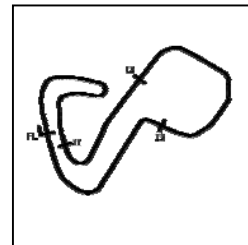
Start: 09:17 Flag 09:47 End: 09:50

MCRCB BULLETIN TK115

2021 Bennetts British Superbike Championship - Round 3

2021 Honda British Talent Cup

QUALIFYING - SECTOR ANALYSIS



SECTOR 1 = FL to I1, SECTOR 2 = I1 to I2 SECTOR 3 = I2 to I3, SECTOR 4 = I3 to FL, DIFF = Difference To Personal Best Lap, P = Crossed Finish Line in Pit Lane, D = Time Disallowed

P13 66		Rossi DOBSON						Honda - WM Racing					
IDEAL LAP TIME : 1:52.866		BEST LAP TIME : 1:52.866						DIFFERENCE : 0.000					
LAP	SECTOR 1	SECTOR 2		SECTOR 3		SECTOR 4		LAP TIME	MPH	DIFF	TIME OF DAY		
1 -	OUTLAP	66.1	23.522	101.3	36.276	56.6	30.118	109.6	2:13.984	65.37	21.118	09:19:51.676	
2 -	41.200	72.1	22.431	104.6	34.240	60.2	29.611	109.2	2:07.482	68.71	14.616	09:21:59.158	
3 -	40.445	75.4	21.785	110.5	32.377	62.6	28.182	112.5	2:02.789	71.34	9.923	09:24:01.947	
4 -	38.356	77.5	21.020	110.7	32.644	62.9	27.751	112.4	1:59.771	73.13	6.905	09:26:01.718	
5 -	38.672	76.3	21.249	115.1	31.608	64.2	27.512	112.0	1:59.041	73.58	6.175	09:28:00.759	
6 -	37.556	79.7	20.794	116.3	31.661	65.7	27.548	111.8	1:57.559	74.51	4.693	09:29:58.318	
7 -	37.229	80.3	20.888	117.1	30.769	67.9	27.625	112.0	1:56.511	75.18	3.645	09:31:54.829	
8 -	36.548	85.3	20.667	116.3	30.690	68.8	27.387	111.6	1:55.292	75.97	2.426	09:33:50.121	
9 -	36.624	85.9	20.588	112.4	31.338	63.0	IN PIT		4:04.026	P 35.89	2:11.160	09:37:54.147	
10 -	OUTLAP	77.8	22.956	102.2	32.533	66.0	27.504	112.5	2:05.633	69.72	12.767	09:39:59.780	
11 -	36.413	81.1	20.841	115.7	30.328	70.1	27.073	111.2	1:54.655	76.40	1.789	09:41:54.435	
12 -	35.816	87.9	20.420	116.1	30.185	70.7	27.013	111.8	1:53.434	(2) 77.22	0.568	09:43:47.869	
13 -	36.062	86.8	20.538	116.7	30.080	73.0	27.268	111.4	1:53.948	(3) 76.87	1.082	09:45:41.817	
14 -	35.696	85.9	20.364	116.5	29.872	72.0	26.934	112.9	1:52.866	(1) 77.61		09:47:34.683	

P14 21		Troy JEFFREY						Honda - Stiggymotorsport					
IDEAL LAP TIME : 1:52.648		BEST LAP TIME : 1:52.889						DIFFERENCE : 0.241					
LAP	SECTOR 1	SECTOR 2		SECTOR 3		SECTOR 4		LAP TIME	MPH	DIFF	TIME OF DAY		
1 -	OUTLAP	67.6	22.162	100.9	34.397	61.3	28.177	112.9	2:09.315	67.74	16.426	09:19:50.123	
2 -	37.595	74.8	21.288	102.6	31.974	69.9	27.095	113.7	1:57.952	74.26	5.063	09:21:48.075	
3 -	37.237	78.4	20.607	104.0	31.298	69.3	26.718	113.9	1:55.860	75.60	2.971	09:23:43.935	
4 -	36.427	78.7	20.508	108.7	30.443	71.0	26.841	112.7	1:54.219	76.69	1.330	09:25:38.154	
5 -	35.879	83.2	20.337	110.1	30.427	68.4	27.026	113.7	1:53.669	77.06	0.780	09:27:31.823	
6 -	36.052	80.5	20.319	110.0	30.356	70.7	26.795	111.8	1:53.522	(3) 77.16	0.633	09:29:25.345	
7 -	36.682	84.8	20.353	114.5	30.086	73.1	26.895	111.8	1:54.016	76.82	1.127	09:31:19.361	
8 -	35.987	77.4	20.894	110.7	30.851	70.1	27.122	112.5	1:54.854	76.26	1.965	09:33:14.215	
9 -	35.964	84.0	20.404	108.7	30.591	70.1	27.057	110.9	1:54.016	76.82	1.127	09:35:08.231	
10 -	37.951	76.6	20.858	106.8	30.954	69.3	IN PIT		3:49.526	P 38.16	1:56.637	09:38:57.757	
11 -	OUTLAP	80.0	21.429	106.8	30.819	68.3	27.675	112.7	2:01.490	72.10	8.601	09:40:59.247	
12 -	36.412	81.8	20.763	114.3	29.927	72.3	27.266	111.4	1:54.368	76.59	1.479	09:42:53.615	
13 -	37.399	81.2	20.588	114.9	29.906	70.1	26.765	112.5	1:54.658	76.39	1.769	09:44:48.273	
14 -	35.947	82.1	20.492	113.3	29.791	72.5	26.659	114.1	1:52.889	(1) 77.59		09:46:41.162	
15 -	35.902	83.2	20.525	111.6	30.056	72.3	26.723	114.7	1:53.206	(2) 77.37	0.317	09:48:34.368	

P15 43		Ryan HITCHCOCK						Honda - Wilson Racing					
IDEAL LAP TIME : 1:52.675		BEST LAP TIME : 1:53.071						DIFFERENCE : 0.396					
LAP	SECTOR 1	SECTOR 2		SECTOR 3		SECTOR 4		LAP TIME	MPH	DIFF	TIME OF DAY		
1 -	OUTLAP	73.5	22.390	108.2	34.821	59.8	29.196	111.8	2:08.656	68.08	15.585	09:19:58.345	
2 -	39.589	80.1	21.225	112.5	32.693	61.4	28.455	113.5	2:01.962	71.82	8.891	09:22:00.307	
3 -	38.633	81.4	21.391	108.2	32.524	64.4	28.030	112.9	2:00.578	72.64	7.507	09:24:00.885	
4 -	37.356	83.7	20.835	114.9	31.073	66.5	27.687	112.5	1:56.951	74.90	3.880	09:25:57.836	
5 -	36.657	84.9	20.494	114.5	30.757	69.6	27.688	111.6	1:55.596	75.77	2.525	09:27:53.432	
6 -	47.941	43.0	24.333	106.5	30.752	73.4	27.107	113.1	2:10.133	67.31	17.062	09:30:03.565	
7 -	37.606	84.8	20.971	115.5	30.698	72.0	27.339	112.2	1:56.614	75.11	3.543	09:32:00.179	
8 -	37.340	84.4	21.132	110.7	31.538	71.6	27.293	112.4	1:57.303	74.67	4.232	09:33:57.482	
9 -	37.057	87.3	20.492	115.5	30.432	71.6	27.040	112.2	1:55.021	76.15	1.950	09:35:52.503	
10 -	37.166	84.0	20.822	108.9	31.170	69.0	IN PIT		2:57.283	P 49.41	1:04.212	09:38:49.786	
11 -	OUTLAP	82.2	21.506	114.1	30.229	72.5	27.174	110.7	1:59.337	73.40	6.266	09:40:49.123	
12 -	36.520	84.3	20.627	117.3	30.587	62.1	27.636	110.3	1:55.370	75.92	2.299	09:42:44.493	
13 -	36.234	87.6	20.597	116.7	29.815	76.0	26.803	111.8	1:53.449	(2) 77.21	0.378	09:44:37.942	
14 -	36.393	88.1	20.463	116.3	29.480	74.8	26.735	112.0	1:53.071	(1) 77.47		09:46:31.013	
15 -	36.085	87.9	20.375	116.7	30.113	72.3	27.300	110.5	1:53.873	(3) 76.92	0.802	09:48:24.886	

Weather / Track : Overcast / Wet

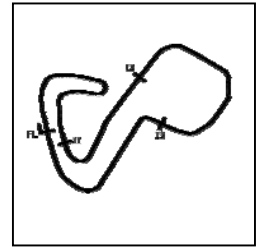
Brands Hatch GP
Circuit Length = 2.4332 miles
Start: 09:17 Flag 09:47 End: 09:50

MCRCB BULLETIN TK115

2021 Bennetts British Superbike Championship - Round 3

2021 Honda British Talent Cup

QUALIFYING - SECTOR ANALYSIS



SECTOR 1 = FL to I1, SECTOR 2 = I1 to I2 SECTOR 3 = I2 to I3, SECTOR 4 = I3 to FL, DIFF = Difference To Personal Best Lap, P = Crossed Finish Line in Pit Lane, D = Time Disallowed

P16 14		Evan PENDRILL				Honda - EPRacing / SP125 Racing						
IDEAL LAP TIME : 1:52.505		BEST LAP TIME : 1:53.255				DIFFERENCE : 0.750						
LAP	SECTOR 1	SECTOR 2		SECTOR 3		SECTOR 4		LAP TIME	MPH	DIFF	TIME OF DAY	
1 -	OUTLAP	73.6	22.148	100.1	34.614	59.5	28.509	108.4	2:08.468	68.18	15.213	09:19:46.725
2 -	38.287	84.2	20.777	104.8	32.896	63.8	27.942	109.8	1:59.902	73.05	6.647	09:21:46.627
3 -	37.005	83.9	20.550	107.7	32.016	66.6	27.676	108.5	1:57.247	74.71	3.992	09:23:43.874
4 -	37.328	82.4	20.568	109.1	31.539	64.7	27.297	108.9	1:56.732	75.04	3.477	09:25:40.606
5 -	36.837	80.9	21.143	98.9	31.710	66.1	27.332	109.2	1:57.022	74.85	3.767	09:27:37.628
6 -	37.878	81.0	21.271	103.8	31.638	65.0	27.369	107.0	1:58.156	74.13	4.901	09:29:35.784
7 -	38.159	82.0	21.012	105.5	31.599	67.5	27.327	107.7	1:58.097	74.17	4.842	09:31:33.881
8 -	36.776	86.5	20.339	111.4	30.823	69.4	26.908	108.7	1:54.846	76.27	1.591	09:33:28.727
9 -	36.681	88.3	20.256	110.9	30.903	71.0	26.802	108.0	1:54.642	76.41	1.387	09:35:23.369
10 -	38.662	79.0	21.258	107.2	33.006	62.0	IN PIT		5:02.096	P 28.99	3:08.841	09:40:25.465
11 -	OUTLAP	81.4	21.199	110.7	30.751	72.1	26.897	107.5	1:58.039	74.21	4.784	09:42:23.504
12 -	36.233	83.7	20.366	111.8	30.166	69.1	26.703	108.0	1:53.468	(3) 77.20	0.213	09:44:16.972
13 -	35.482	88.7	20.242	111.1	30.078	66.2	27.483	108.2	1:53.285	(2) 77.32	0.030	09:46:10.257
14 -	35.708	89.0	20.554	112.0	30.176	72.7	26.817	108.9	1:53.255	(1) 77.34		09:48:03.512

P17 69		Eli BANISH				Honda - Team Thorneycroft Racing						
IDEAL LAP TIME : 1:53.713		BEST LAP TIME : 1:53.713				DIFFERENCE : 0.000						
LAP	SECTOR 1	SECTOR 2		SECTOR 3		SECTOR 4		LAP TIME	MPH	DIFF	TIME OF DAY	
1 -	OUTLAP	58.3	24.421	107.0	36.971	55.3	30.259	106.0	2:21.005	62.12	27.292	09:20:04.163
2 -	42.052	67.0	23.178	94.7	34.974	58.6	29.619	107.8	2:09.823	67.47	16.110	09:22:13.986
3 -	39.816	75.4	22.184	108.4	33.091	61.0	IN PIT		2:39.002	P 55.09	45.289	09:24:52.988
4 -	OUTLAP	79.6	21.928	107.5	32.728	67.0	28.411	107.8	2:03.110	71.15	9.397	09:26:56.098
5 -	38.366	74.4	21.776	109.1	31.527	69.1	27.897	108.0	1:59.566	73.26	5.853	09:28:55.664
6 -	39.385	79.7	21.470	110.5	31.730	70.7	27.899	107.3	2:00.484	72.70	6.771	09:30:56.148
7 -	37.830	83.6	21.094	111.8	31.334	72.0	27.983	108.2	1:58.241	74.08	4.528	09:32:54.389
8 -	38.076	81.6	21.047	111.2	31.471	71.3	27.981	107.3	1:58.575	73.87	4.862	09:34:52.964
9 -	37.364	84.3	20.892	111.6	31.273	68.9	27.693	108.0	1:57.222	74.72	3.509	09:36:50.186
10 -	36.975	79.7	21.020	111.2	31.141	71.7	27.438	108.7	1:56.574	(3) 75.14	2.861	09:38:46.760
11 -	37.669	81.3	21.137	101.8	31.693	66.4	28.072	106.0	1:58.571	73.87	4.858	09:40:45.331
12 -	37.683	80.0	21.335	103.4	32.371	63.0	27.958	105.0	1:59.347	73.39	5.634	09:42:44.678
13 -	37.485	78.0	20.877	109.1	30.778	70.8	27.295	107.0	1:56.435	(2) 75.23	2.722	09:44:41.113
14 -	37.612	83.0	20.877	110.3	30.781	69.1	27.311	108.0	1:56.581	75.13	2.868	09:46:37.694
15 -	36.153	88.1	20.693	112.5	29.947	72.7	26.920	109.8	1:53.713	(1) 77.03		09:48:31.407

P18 2		Rhys COATES				Honda - Ernie Coates Race Support / SP125 Racing						
IDEAL LAP TIME : 1:52.247		BEST LAP TIME : 1:53.762				DIFFERENCE : 1.515						
LAP	SECTOR 1	SECTOR 2		SECTOR 3		SECTOR 4		LAP TIME	MPH	DIFF	TIME OF DAY	
1 -	OUTLAP	75.3	22.090	107.5	32.890	65.3	28.560	107.3	2:05.359	69.87	11.597	09:19:42.210
2 -	38.600	82.0	20.814	113.1	31.783	67.3	27.942	110.5	1:59.139	73.52	5.377	09:21:41.349
3 -	38.618	79.4	21.014	109.8	31.717	74.4	27.557	108.5	1:58.906	73.67	5.144	09:23:40.255
4 -	37.101	82.1	20.963	112.4	30.991	72.7	27.274	108.4	1:56.329	75.30	2.567	09:25:36.584
5 -	36.459	85.8	20.476	113.3	30.549	63.9	27.402	110.3	1:54.886	76.24	1.124	09:27:31.470
6 -	35.974	85.5	20.790	112.0	29.614	76.7	27.384	109.4	1:53.762	(1) 77.00		09:29:25.232
7 -	37.237	81.7	20.712	113.9	29.777	74.1	26.813	110.0	1:54.539	76.47	0.777	09:31:19.771
8 -	35.828	76.7	21.462	113.5	30.425	72.7	26.963	111.8	1:54.678	76.38	0.916	09:33:14.449
9 -	36.149	83.8	20.747	114.5	30.029	68.3	27.314	110.0	1:54.239	(3) 76.67	0.477	09:35:08.688
10 -	36.322	86.8	20.806	111.4	29.586	75.6	27.508	107.2	1:54.222	(2) 76.69	0.460	09:37:02.910

Weather / Track : Overcast / Wet

Brands Hatch GP

Circuit Length = 2.4332 miles

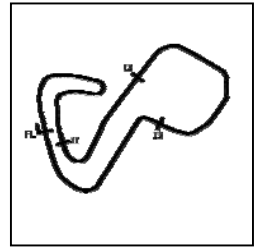
Start: 09:17 Flag 09:47 End: 09:50

MCRCB BULLETIN TK115

2021 Bennetts British Superbike Championship - Round 3

2021 Honda British Talent Cup

QUALIFYING - SECTOR ANALYSIS



SECTOR 1 = FL to I1, SECTOR 2 = I1 to I2 SECTOR 3 = I2 to I3, SECTOR 4 = I3 to FL, DIFF = Difference To Personal Best Lap, P = Crossed Finish Line in Pit Lane, D = Time Disallowed

P19 8		Ross MOORE				Honda - B Moore Honda						
IDEAL LAP TIME : 1:54.132		BEST LAP TIME : 1:54.729				DIFFERENCE : 0.597						
LAP	SECTOR 1	SECTOR 2		SECTOR 3		SECTOR 4		LAP TIME	MPH	DIFF	TIME OF DAY	
1 -	OUTLAP	70.1	23.343	98.5	36.555	57.0	29.749	106.1	2:14.331	65.21	19.602	09:19:51.851
2 -	41.621	70.2	22.356	101.3	34.356	61.5	29.005	106.0	2:07.338	68.79	12.609	09:21:59.189
3 -	40.889	75.6	21.896	112.5	32.386	64.5	27.655	113.5	2:02.826	71.31	8.097	09:24:02.015
4 -	37.644	81.9	21.391	113.1	32.337	66.5	27.610	110.9	1:58.982	73.62	4.253	09:26:00.997
5 -	38.095	80.6	22.058	110.5	31.883	66.2	27.577	109.2	1:59.613	73.23	4.884	09:28:00.610
6 -	38.542	76.7	21.570	107.3	31.840	65.9	27.187	111.2	1:59.139	73.52	4.410	09:29:59.749
7 -	37.677	83.7	21.303	105.5	30.986	68.4	27.148	110.9	1:57.114	74.79	2.385	09:31:56.863
8 -	37.117	87.0	21.338	107.0	31.135	68.5	27.446	110.3	1:57.036	74.84	2.307	09:33:53.899
9 -	37.300	87.1	21.246	103.5	31.348	71.1	27.617	109.2	1:57.511	74.54	2.782	09:35:51.410
10 -	37.431	83.0	21.151	107.7	31.518	67.4	27.100	110.9	1:57.200	74.74	2.471	09:37:48.610
11 -	37.515	86.2	21.198	102.7	31.610	65.9	27.388	108.9	1:57.711	74.41	2.982	09:39:46.321
12 -	37.382	82.4	21.657	105.1	31.320	69.3	29.148	107.5	1:59.507	73.29	4.778	09:41:45.828
13 -	37.953	84.0	20.933	113.7	30.222	73.6	26.825	110.5	1:55.933	75.55	1.204	09:43:41.761
14 -	37.072	87.6	21.043	114.1	30.500	71.6	27.010	111.8	1:55.625 (3)	75.76	0.896	09:45:37.386
15 -	36.651	89.2	20.836	114.5	30.275	73.0	26.967	112.4	1:54.729 (1)	76.35		09:47:32.115
16 -	36.249	89.4	21.209	115.5	30.318	74.7	27.092	112.9	1:54.868 (2)	76.26	0.139	09:49:26.983

P20 53		Kiyano VEIJER				Honda - Microlise Cresswell Racing						
IDEAL LAP TIME : 1:55.497		BEST LAP TIME : 1:55.497				DIFFERENCE : 0.000						
LAP	SECTOR 1	SECTOR 2		SECTOR 3		SECTOR 4		LAP TIME	MPH	DIFF	TIME OF DAY	
1 -	OUTLAP	65.1	24.105	95.4	36.530	59.2	29.336	112.0	2:17.884	63.53	22.387	09:20:00.403
2 -	40.113	76.7	21.985	103.4	32.934	62.7	28.127	113.9	2:03.159	71.12	7.662	09:22:03.562
3 -	38.665	75.6	21.661	102.7	32.522	65.9	27.394	114.7	2:00.242	72.85	4.745	09:24:03.804
4 -	37.892	82.8	21.339	110.9	31.689	64.8	27.197	113.3	1:58.117 (3)	74.16	2.620	09:26:01.921
5 -	37.597	81.1	20.918	109.8	31.197	73.8	27.173	114.3	1:56.885 (2)	74.94	1.388	09:27:58.806
6 -	36.687	83.0	20.913	109.6	30.837	69.8	27.060	113.3	1:55.497 (1)	75.84		09:29:54.303

P21 41		Luca HOPKINS				Honda - Wilson Racing						
IDEAL LAP TIME : 1:54.327		BEST LAP TIME : 1:55.785				DIFFERENCE : 1.458						
LAP	SECTOR 1	SECTOR 2		SECTOR 3		SECTOR 4		LAP TIME	MPH	DIFF	TIME OF DAY	
1 -	OUTLAP	61.9	24.078	90.9	34.651	63.2	29.386	106.1	2:13.865	65.43	18.080	09:20:07.894
2 -	39.738	72.5	22.027	94.5	34.803	63.2	28.834	106.3	2:05.402	69.85	9.617	09:22:13.296
3 -	38.859	78.7	21.741	100.6	33.166	65.7	28.208	106.8	2:01.974	71.81	6.189	09:24:15.270
4 -	37.858	76.0	21.938	104.8	31.333	66.5	27.486	107.7	1:58.615	73.85	2.830	09:26:13.885
5 -	37.390	76.0	21.259	111.4	31.244	67.5	27.649	106.3	1:57.542	74.52	1.757	09:28:11.427
6 -	37.738	84.3	21.208	112.4	30.925	68.9	27.682	106.5	1:57.553	74.51	1.768	09:30:08.980
7 -	36.804	79.2	21.104	113.5	30.787	72.3	27.462	107.5	1:56.157 (3)	75.41	0.372	09:32:05.137
8 -	36.664	79.2	21.142	105.8	30.789	72.5	27.240	107.8	1:55.835 (2)	75.62	0.050	09:34:00.972
9 -	36.787	85.3	20.942	114.9	30.624	67.2	28.534	106.8	1:56.887	74.94	1.102	09:35:57.859
10 -	37.609	82.6	20.994	112.7	30.057	75.6	27.125	108.0	1:55.785 (1)	75.65		09:37:53.644

P22 65		Alexander ROWAN				Honda - Victoria House Mortimer Racing						
IDEAL LAP TIME : 1:55.542		BEST LAP TIME : 1:55.989				DIFFERENCE : 0.447						
LAP	SECTOR 1	SECTOR 2		SECTOR 3		SECTOR 4		LAP TIME	MPH	DIFF	TIME OF DAY	
1 -	OUTLAP	62.3	24.428	87.8	35.334	60.2	29.798	108.7	2:16.226	64.30	20.237	09:19:55.305
2 -	40.733	71.3	21.673	109.1	33.355	58.4	28.716	109.8	2:04.477	70.37	8.488	09:21:59.782
3 -	40.651	72.1	21.744	103.4	32.854	61.3	28.251	111.8	2:03.500	70.92	7.511	09:24:03.282
4 -	39.572	73.9	21.377	115.5	32.607	63.7	28.255	111.2	2:01.811	71.91	5.822	09:26:05.093
5 -	38.197	77.6	21.212	115.9	32.045	65.0	27.739	111.2	1:59.193	73.49	3.204	09:28:04.286
6 -	37.855	76.4	20.916	115.7	31.157	69.6	27.228	112.4	1:57.156 (3)	74.77	1.167	09:30:01.442
7 -	36.879	78.9	20.754	107.7	31.929	66.7	27.518	109.4	1:57.080 (2)	74.81	1.091	09:31:58.522
8 -	38.441	76.6	21.392	109.2	32.669	66.4	27.502	112.2	2:00.004	72.99	4.015	09:33:58.526
9 -	37.494	78.6	21.387	116.3	31.675	67.3	IN PIT		3:56.485 P	37.04	2:00.496	09:37:55.011
10 -	OUTLAP	76.8	22.983	105.1	32.565	63.0	27.903	111.4	2:05.469	69.81	9.480	09:40:00.480
11 -	36.605	81.5	21.059	116.5	31.299	72.8	27.026	110.7	1:55.989 (1)	75.52		09:41:56.469

Weather / Track : Overcast / Wet

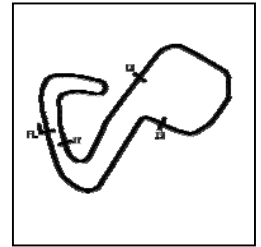
Brands Hatch GP
Circuit Length = 2.4332 miles
Start: 09:17 Flag 09:47 End: 09:50

MCRCB BULLETIN TK115

2021 Bennetts British Superbike Championship - Round 3

2021 Honda British Talent Cup

QUALIFYING - SECTOR ANALYSIS



SECTOR 1 = FL to I1, SECTOR 2 = I1 to I2 SECTOR 3 = I2 to I3, SECTOR 4 = I3 to FL, DIFF = Difference To Personal Best Lap, P = Crossed Finish Line in Pit Lane, D = Time Disallowed

P23 23		Rhys STEPHENSON				Honda - Rocket Racing						
IDEAL LAP TIME : 1:55.917		BEST LAP TIME : 1:56.296				DIFFERENCE : 0.379						
LAP	SECTOR 1	SECTOR 2		SECTOR 3		SECTOR 4		LAP TIME	MPH	DIFF	TIME OF DAY	
1 -	OUTLAP	73.1	22.593	98.3	32.814	67.0	28.054	105.6	2:04.825	70.17	8.529	09:19:41.268
2 -	38.359	78.3	21.487	108.5	31.995	68.1	28.018	106.3	1:59.859	73.08	3.563	09:21:41.127
3 -	38.035	76.2	21.674	108.5	32.020	66.7	27.631	107.5	1:59.360	73.39	3.064	09:23:40.487
4 -	38.086	72.4	21.584	108.0	31.630	66.9	27.513	106.8	1:58.813	73.72	2.517	09:25:39.300
5 -	37.893	78.1	21.194	110.1	31.390	67.0	27.617	106.6	1:58.094 (3)	74.17	1.798	09:27:37.394
6 -	37.958	79.0	21.341	108.7	31.359	67.6	27.598	104.6	1:58.256	74.07	1.960	09:29:35.650
7 -	37.751	82.4	21.429	112.4	31.480	69.3	28.059	105.3	1:58.719	73.78	2.423	09:31:34.369
8 -	38.075	83.6	21.975	103.7	34.971	62.3	IN PIT		11:54.823 P	12.25	9:58.527	09:43:29.192
9 -	OUTLAP	71.7	22.530	108.9	31.418	68.8	27.469	105.3	2:03.607	70.86	7.311	09:45:32.799
10 -	36.735	80.9	21.468	108.9	30.821	71.9	27.272	106.1	1:56.296 (1)	75.32		09:47:29.095
11 -	36.864	80.0	21.218	110.0	31.074	69.8	27.167	106.8	1:56.323 (2)	75.30	0.027	09:49:25.418

P24 44		Lucas HILL				Honda - Ashcourt Racing						
IDEAL LAP TIME : 1:56.274		BEST LAP TIME : 1:56.333				DIFFERENCE : 0.059						
LAP	SECTOR 1	SECTOR 2		SECTOR 3		SECTOR 4		LAP TIME	MPH	DIFF	TIME OF DAY	
1 -	OUTLAP	73.1	24.057	101.2	38.074	57.3	31.462	103.5	2:20.100	62.52	23.767	09:21:16.243
2 -	41.671	77.4	22.618	109.6	35.043	64.2	29.399	107.3	2:08.731	68.04	12.398	09:23:24.974
3 -	39.541	79.8	21.951	112.0	34.206	61.5	29.058	108.0	2:04.756	70.21	8.423	09:25:29.730
4 -	39.333	81.0	21.771	112.9	32.936	64.8	28.917	108.2	2:02.957	71.24	6.624	09:27:32.687
5 -	38.857	81.7	21.756	112.5	32.768	63.3	IN PIT		3:08.751 P	46.40	1:12.418	09:30:41.438
6 -	OUTLAP	82.6	21.697	112.5	33.395	67.5	28.707	106.6	2:04.159	70.55	7.826	09:32:45.597
7 -	38.616	83.8	22.227	112.4	32.513	71.1	27.753	109.2	2:01.109	72.33	4.776	09:34:46.706
8 -	38.236	84.3	21.568	114.7	31.838	69.1	28.019	107.0	1:59.661	73.20	3.328	09:36:46.367
9 -	37.908	86.2	21.503	113.9	32.109	69.0	27.906	107.0	1:59.426	73.34	3.093	09:38:45.793
10 -	37.852	83.7	21.582	113.1	31.575	72.0	28.395	106.8	1:59.404 (3)	73.36	3.071	09:40:45.197
11 -	37.531	85.8	21.355	113.7	32.342	65.7	28.231	107.0	1:59.459	73.32	3.126	09:42:44.656
12 -	37.020	87.6	20.887	115.1	30.881	72.1	27.545	108.0	1:56.333 (1)	75.29		09:44:40.989
13 -	37.218	89.1	20.828	114.7	30.951	70.4	27.758	107.7	1:56.755 (2)	75.02	0.422	09:46:37.744
14 -	37.619	84.9	21.397	113.7	32.670	68.2	28.313	104.2	1:59.999	72.99	3.666	09:48:37.743

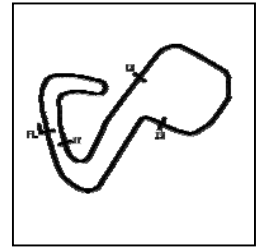
P25 79		Harley McCABE				Honda - MLav VisionTrack Academy						
IDEAL LAP TIME : 1:57.090		BEST LAP TIME : 1:57.090				DIFFERENCE : 0.000						
LAP	SECTOR 1	SECTOR 2		SECTOR 3		SECTOR 4		LAP TIME	MPH	DIFF	TIME OF DAY	
1 -	OUTLAP	65.7	23.061	103.4	33.967	56.6	29.263	108.9	2:11.724	66.50	14.634	09:19:52.740
2 -	41.034	69.2	22.373	102.7	34.207	59.7	28.866	111.6	2:06.480	69.25	9.390	09:21:59.220
3 -	39.364	79.7	21.445	106.3	32.035	65.7	28.408	112.7	2:01.252	72.24	4.162	09:24:00.472
4 -	38.035	75.4	21.644	107.8	32.108	68.0	28.458	112.0	2:00.245	72.84	3.155	09:26:00.717
5 -	37.797	77.5	21.418	106.8	31.658	70.1	28.392	111.6	1:59.265	73.44	2.175	09:27:59.982
6 -	38.798	76.3	21.443	108.0	31.892	69.9	27.653	112.5	1:59.786	73.12	2.696	09:29:59.768
7 -	38.015	78.4	21.171	104.6	31.640	68.6	27.795	111.1	1:58.621	73.84	1.531	09:31:58.389
8 -	37.703	83.4	21.274	107.5	32.098	69.9	28.120	110.3	1:59.195	73.49	2.105	09:33:57.584
9 -	38.112	78.4	21.124	108.0	31.765	69.9	28.592	110.3	1:59.593	73.24	2.503	09:35:57.177
10 -	39.091	80.8	21.131	109.2	32.933	71.2	IN PIT		2:48.833 P	51.88	51.743	09:38:46.010
11 -	OUTLAP	80.5	21.483	108.9	32.203	66.7	27.962	111.6	2:01.388	72.16	4.298	09:40:47.398
12 -	37.889	79.8	21.236	111.4	31.958	69.1	28.337	108.9	1:59.420	73.35	2.330	09:42:46.818
13 -	37.527	84.6	20.907	113.1	31.339	71.8	28.019	110.3	1:57.792 (2)	74.36	0.702	09:44:44.610
14 -	37.884	84.6	21.190	116.3	31.463	68.9	27.715	112.7	1:58.252 (3)	74.07	1.162	09:46:42.862
15 -	37.516	83.3	20.751	114.3	31.326	71.9	27.497	112.9	1:57.090 (1)	74.81		09:48:39.952

MCRCB BULLETIN TK115

2021 Bennetts British Superbike Championship - Round 3

2021 Honda British Talent Cup

QUALIFYING - SECTOR ANALYSIS



SECTOR 1 = FL to I1, SECTOR 2 = I1 to I2 SECTOR 3 = I2 to I3, SECTOR 4 = I3 to FL, DIFF = Difference To Personal Best Lap, P = Crossed Finish Line in Pit Lane, D = Time Disallowed

P26 22		Anthony EAGLE				Honda - Microlise Cresswell Racing						
IDEAL LAP TIME : 1:57.534		BEST LAP TIME : 1:58.008				DIFFERENCE : 0.474						
LAP	SECTOR 1	SECTOR 2	SECTOR 3	SECTOR 4	LAP TIME	MPH	DIFF	TIME OF DAY				
1 -	OUTLAP	75.1	23.117	103.4	35.477	58.2	29.204	104.8	2:09.475	67.65	11.467	09:24:13.148
2 -	39.899	76.2	22.748	104.8	33.990	58.9	28.704	106.0	2:05.341	69.88	7.333	09:26:18.489
3 -	38.958	77.8	22.001	104.8	33.189	61.7	28.604	105.3	2:02.752	71.36	4.744	09:28:21.241
4 -	38.394	81.7	21.851	104.0	33.427	63.3	28.378	105.3	2:02.050	71.77	4.042	09:30:23.291
5 -	39.301	77.0	21.652	110.7	32.845	64.5	28.360	105.0	2:02.158	71.70	4.150	09:32:25.449
6 -	38.903	77.5	22.063	109.2	32.855	66.2	28.110	106.8	2:01.931	71.84	3.923	09:34:27.380
7 -	38.330	81.2	21.375	110.9	32.945	65.5	28.653	103.4	2:01.303	72.21	3.295	09:36:28.683
8 -	38.241	79.6	21.399	109.2	32.306	64.2	28.053	105.5	1:59.999 (3)	72.99	1.991	09:38:28.682
9 -	38.697	77.1	22.139	107.8	32.989	63.0	IN PIT		4:33.296 P	32.05	2:35.288	09:43:01.978
10 -	OUTLAP	80.0	21.808	109.2	32.493	69.3	28.261	106.0	2:01.850	71.89	3.842	09:45:03.828
11 -	37.354	84.6	21.036	111.4	31.731	65.4	27.929	106.5	1:58.050 (2)	74.20	0.042	09:47:01.878
12 -	37.800	82.4	21.064	111.4	31.246	70.6	27.898	105.8	1:58.008 (1)	74.23		09:48:59.886

P27 51		Holly HARRIS				Honda - MJL Racing						
IDEAL LAP TIME : 1:59.040		BEST LAP TIME : 1:59.118				DIFFERENCE : 0.078						
LAP	SECTOR 1	SECTOR 2	SECTOR 3	SECTOR 4	LAP TIME	MPH	DIFF	TIME OF DAY				
1 -	OUTLAP	61.1	24.482	86.1	38.784	57.6	31.190	105.5	2:22.935	61.28	23.817	09:20:03.578
2 -	42.177	70.4	23.047	85.7	37.552	60.0	30.201	108.4	2:12.977	65.87	13.859	09:22:16.555
3 -	40.977	74.5	22.443	97.8	36.244	61.7	30.102	107.7	2:09.766	67.50	10.648	09:24:26.321
4 -	39.744	78.7	22.121	88.1	35.101	61.5	29.254	108.5	2:06.220	69.40	7.102	09:26:32.541
5 -	39.423	76.7	21.815	93.8	35.481	63.2	28.993	109.4	2:05.712	69.68	6.594	09:28:38.253
6 -	39.071	76.7	22.149	94.6	35.321	61.3	IN PIT		3:22.061 P	43.35	1:22.943	09:32:00.314
7 -	OUTLAP	81.6	21.869	102.2	33.915	69.5	28.539	110.0	2:04.760	70.21	5.642	09:34:05.074
8 -	38.122	78.7	21.688	97.8	33.806	66.5	28.635	108.7	2:02.251	71.65	3.133	09:36:07.325
9 -	38.115	79.7	21.499	102.1	33.814	69.6	28.387	109.1	2:01.815	71.91	2.697	09:38:09.140
10 -	37.704	82.6	21.055	110.3	33.264	68.8	28.671	109.4	2:00.694	72.57	1.576	09:40:09.834
11 -	37.822	78.8	21.020	101.9	33.330	67.3	28.337	109.2	2:00.509 (3)	72.69	1.391	09:42:10.343
12 -	38.187	81.6	20.958	109.4	33.273	66.8	28.187	108.7	2:00.605	72.63	1.487	09:44:10.948
13 -	37.316	85.2	21.140	101.8	33.235	69.0	28.200	109.4	1:59.891 (2)	73.06	0.773	09:46:10.839
14 -	37.110	84.8	20.976	106.1	32.785	69.0	28.247	108.7	1:59.118 (1)	73.53		09:48:09.957

P28 61		Harrison MACKAY				Honda - True Heros Racing / Super Soco						
IDEAL LAP TIME : 1:58.839		BEST LAP TIME : 1:59.216				DIFFERENCE : 0.377						
LAP	SECTOR 1	SECTOR 2	SECTOR 3	SECTOR 4	LAP TIME	MPH	DIFF	TIME OF DAY				
1 -	OUTLAP	61.3	23.943	84.7	37.045	59.2	31.197	109.2	2:20.490	62.35	21.274	09:19:59.563
2 -	42.174	68.7	22.974	91.1	34.929	60.6	30.018	109.6	2:10.095	67.33	10.879	09:22:09.658
3 -	40.777	72.1	22.802	91.5	34.775	64.2	28.888	110.7	2:07.242	68.84	8.026	09:24:16.900
4 -	39.943	76.0	22.470	103.5	33.958	69.1	29.027	108.9	2:05.398	69.85	6.182	09:26:22.298
5 -	39.748	74.3	22.581	103.7	34.328	65.3	IN PIT		2:37.774 P	55.52	38.558	09:29:00.072
6 -	OUTLAP	81.8	21.865	101.6	33.423	67.5	29.657	107.8	2:12.812	65.95	13.596	09:31:12.884
7 -	39.572	75.9	22.553	100.1	34.046	66.3	28.738	108.0	2:04.909	70.12	5.693	09:33:17.793
8 -	39.173	73.9	22.018	108.4	32.540	68.6	28.461	110.3	2:02.192	71.68	2.976	09:35:19.985
9 -	37.807	83.7	21.645	108.5	32.327	65.4	28.156	109.4	1:59.935	73.03	0.719	09:37:19.920
10 -	39.319	78.8	21.657	109.2	32.560	68.6	29.205	108.2	2:02.741	71.36	3.525	09:39:22.661
11 -	37.757	83.8	21.571	109.4	32.095	71.3	28.475	108.2	1:59.898 (3)	73.06	0.682	09:41:22.559
12 -	37.585	87.3	21.552	108.2	31.806	67.7	28.273	108.9	1:59.216 (1)	73.47		09:43:21.775
13 -	38.015	81.0	21.765	110.1	31.927	70.9	29.123	106.3	2:00.830	72.49	1.614	09:45:22.605
14 -	37.946	80.6	22.010	111.1	31.922	71.3	28.551	107.5	2:00.429	72.73	1.213	09:47:23.034
15 -	37.975	80.2	21.654	112.2	31.749	72.7	27.953	109.1	1:59.331 (2)	73.40	0.115	09:49:22.365

Weather / Track : Overcast / Wet

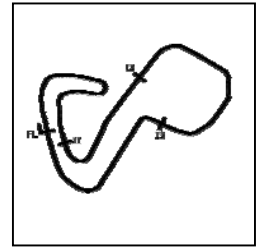
Brands Hatch GP
Circuit Length = 2.4332 miles
Start: 09:17 Flag 09:47 End: 09:50

MCRCB BULLETIN TK115

2021 Bennetts British Superbike Championship - Round 3

2021 Honda British Talent Cup

QUALIFYING - SECTOR ANALYSIS



SECTOR 1 = FL to I1, SECTOR 2 = I1 to I2 SECTOR 3 = I2 to I3, SECTOR 4 = I3 to FL, DIFF = Difference To Personal Best Lap, P = Crossed Finish Line in Pit Lane, D = Time Disallowed

P29 12		Josh BANNISTER				Honda - Dunsley Heat Racing						
IDEAL LAP TIME : 2:01.367		BEST LAP TIME : 2:02.146				DIFFERENCE : 0.779						
LAP	SECTOR 1	SECTOR 2		SECTOR 3		SECTOR 4		LAP TIME	MPH	DIFF	TIME OF DAY	
1 -	OUTLAP	55.6	28.224	72.6	42.279	54.4	33.601	93.4	2:33.591	57.03	31.445	09:20:25.230
2 -	45.618	61.4	24.741	81.5	39.345	56.3	31.598	102.6	2:21.302	61.99	19.156	09:22:46.532
3 -	43.042	67.4	24.161	82.9	37.287	57.2	30.871	103.4	2:15.361	64.71	13.215	09:25:01.893
4 -	42.740	68.1	23.623	88.5	36.823	58.6	30.418	107.0	2:13.604	65.56	11.458	09:27:15.497
5 -	41.258	71.0	23.197	94.7	35.048	60.4	29.755	104.3	2:09.258	67.77	7.112	09:29:24.755
6 -	40.861	73.4	23.388	92.8	34.630	61.0	29.875	107.0	2:08.754	68.03	6.608	09:31:33.509
7 -	40.719	72.1	22.694	95.4	33.783	66.5	29.793	107.5	2:06.989	68.98	4.843	09:33:40.498
8 -	40.010	73.8	22.666	102.9	35.063	62.6	28.987	106.6	2:06.726	69.12	4.580	09:35:47.224
9 -	40.074	74.2	22.743	99.2	33.854	65.1	28.800	107.0	2:05.471	69.81	3.325	09:37:52.695
10 -	39.078	74.4	21.904	101.8	33.824	62.7	28.982	107.0	2:03.788	70.76	1.642	09:39:56.483
11 -	39.309	78.3	21.559	107.0	32.836	68.0	28.442	106.6	2:02.146 (1)	71.71		09:41:58.629
12 -	38.944	71.1	22.457	104.5	33.086	63.9	28.711	105.8	2:03.198 (3)	71.10	1.052	09:44:01.827
13 -	39.556	75.3	21.969	100.4	33.491	67.5	29.016	106.6	2:04.032	70.62	1.886	09:46:05.859
14 -	38.820	77.3	22.157	105.5	32.546	67.9	28.827	105.6	2:02.350 (2)	71.59	0.204	09:48:08.209

Weather / Track : Overcast / Wet

MCRCB BULLETIN TK117**2021 Bennetts British Superbike Championship - Round 3****2021 Honda British Talent Cup****QUALIFYING - BEST SPEEDS**

POS	INTERMEDIATE 1			INTERMEDIATE 2			INTERMEDIATE 3			FINISH LINE		
	NO	NAME	MPH	NO	NAME	MPH	NO	NAME	MPH	NO	NAME	MPH
1	29	BROWN	94.9	9	STUART-CAMPBELL	119.6	52	BELFORD	82.1	57	GARNESS	118.5
2	74	BROWN	94.6	74	BROWN	119.4	74	BROWN	81.5	9	STUART-CAMPBELL	116.1
3	24	BUCHANAN	94.6	52	BELFORD	118.9	57	GARNESS	80.9	52	BELFORD	115.5
4	52	BELFORD	93.3	24	BUCHANAN	118.9	34	COOK	80.8	48	WALKER	114.9
5	15	CROSBY	92.5	57	GARNESS	118.9	29	BROWN	80.3	74	BROWN	114.7
6	9	STUART-CAMPBELL	92.5	48	WALKER	117.7	9	STUART-CAMPBELL	80.2	21	JEFFREY	114.7
7	57	GARNESS	92.4	34	COOK	117.5	7	LYONS	79.9	53	VEIJER	114.7
8	96	BANHAM	92.4	4	MOUNSEY	117.5	96	BANHAM	79.2	24	BUCHANAN	114.1
9	4	MOUNSEY	92.3	7	LYONS	117.3	2	COATES	79.0	43	HITCHCOCK	113.5
10	7	LYONS	92.1	43	HITCHCOCK	117.3	15	CROSBY	78.5	8	MOORE	113.5
11	34	COOK	91.0	66	DOBSON	117.1	24	BUCHANAN	77.0	4	MOUNSEY	113.3
12	8	MOORE	89.4	65	ROWAN	116.5	43	HITCHCOCK	76.0	7	LYONS	113.1
13	44	HILL	89.1	29	BROWN	116.3	41	HOPKINS	75.6	66	DOBSON	112.9
14	14	PENDRILL	89.0	79	McCABE	116.3	48	WALKER	75.4	79	McCABE	112.9
15	43	HITCHCOCK	88.1	96	BANHAM	115.9	8	MOORE	74.7	34	COOK	112.5
16	69	BANISH	88.1	8	MOORE	115.5	4	MOUNSEY	74.1	65	ROWAN	112.4
17	66	DOBSON	87.9	44	HILL	115.1	53	VEIJER	73.8	29	BROWN	112.2
18	48	WALKER	87.3	15	CROSBY	114.9	21	JEFFREY	73.1	2	COATES	111.8
19	61	MACKAY	87.3	21	JEFFREY	114.9	66	DOBSON	73.0	96	BANHAM	111.2
20	2	COATES	86.8	41	HOPKINS	114.9	65	ROWAN	72.8	15	CROSBY	110.9
21	41	HOPKINS	85.3	2	COATES	114.5	14	PENDRILL	72.7	61	MACKAY	110.7
22	51	HARRIS	85.2	69	BANISH	112.5	69	BANISH	72.7	51	HARRIS	110.0
23	21	JEFFREY	84.8	23	STEPHENSON	112.4	61	MACKAY	72.7	14	PENDRILL	109.8
24	79	McCABE	84.6	61	MACKAY	112.2	44	HILL	72.1	69	BANISH	109.8
25	22	EAGLE	84.6	14	PENDRILL	112.0	23	STEPHENSON	71.9	44	HILL	109.2
26	23	STEPHENSON	83.6	22	EAGLE	111.4	79	McCABE	71.9	41	HOPKINS	108.0
27	53	VEIJER	83.0	53	VEIJER	110.9	22	EAGLE	70.6	23	STEPHENSON	107.5
28	65	ROWAN	81.5	51	HARRIS	110.3	51	HARRIS	69.6	12	BANNISTER	107.5
29	12	BANNISTER	78.3	12	BANNISTER	107.0	12	BANNISTER	68.0	22	EAGLE	106.8

Weather / Track : Overcast / Wet

Results can be found at www.tsl-timing.com

Brands Hatch GP

Circuit Length = 2.4332 miles

Start: 09:17 Flag 09:47 End: 09:50

Printed - 09:53 Saturday, 24 July 2021

MCRCB BULLETIN TK118

2021 Bennetts British Superbike Championship - Round 3

2021 Honda British Talent Cup

QUALIFYING - STATISTICS

Competitors Started	29
Planned Start	2021-07-24 @ 09:15:00.000
Actual Start	2021-07-24 @ 09:17:33.984
Finish Time	2021-07-24 @ 09:47:33.984
Track Length	2.4332mi.
Total Laps	393
Total Distance Covered	956.2828mi.

Session Fastest Lap History

NO	NAME	LAP TIME	TIME OF DAY	LAP	VEHICLE
74	Carter BROWN	1:56.970	09:21:37.344	2	Honda
29	Lucas BROWN	1:56.903	09:21:37.394	2	Honda
74	Carter BROWN	1:53.370	09:23:30.714	3	Honda
74	Carter BROWN	1:52.072	09:27:17.592	5	Honda
29	Lucas BROWN	1:51.696	09:31:02.130	7	Honda
52	Evan BELFORD	1:50.660	09:33:22.187	8	Honda
29	Lucas BROWN	1:50.572	09:34:45.106	9	Honda
52	Evan BELFORD	1:50.386	09:35:12.573	9	Honda
29	Lucas BROWN	1:49.871	09:36:34.977	10	Honda
52	Evan BELFORD	1:49.445	09:38:52.265	11	Honda
74	Carter BROWN	1:48.818	09:43:37.916	11	Honda
52	Evan BELFORD	1:48.438	09:48:13.619	16	Honda

Flag History

TYPE	TIME OF DAY
GREEN	09:17:33.984
FINISH	09:47:33.984

Flag Statistics

TYPE	COUNT	TOTAL LAPS	TOTAL TIME
Green	1	16	32:26.187
Red	0	0	0.000
Safety Car	0	0	0.000
FCY	0	0	0.000

Weather / Track : Overcast / Wet

Results can be found at www.tsl-timing.com

Brands Hatch GP
Circuit Length = 2.4332 miles
Start: 09:17 Flag 09:47 End: 09:50

Printed - 09:53 Saturday, 24 July 2021

MCRCB BULLETIN TK119

2021 Bennetts British Superbike Championship - Round 3

2021 Honda British Talent Cup

QUALIFYING - SESSION NOTES

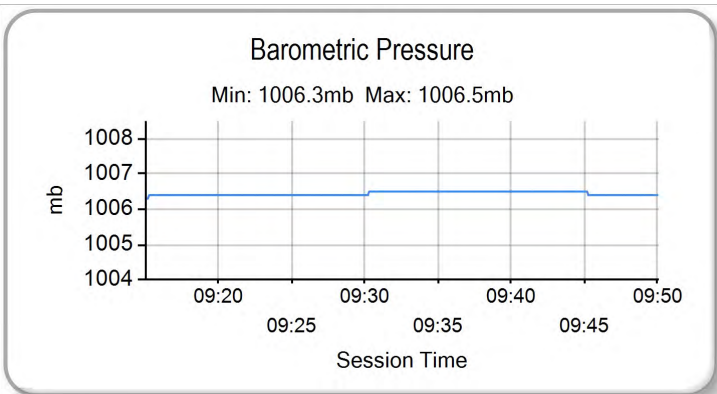
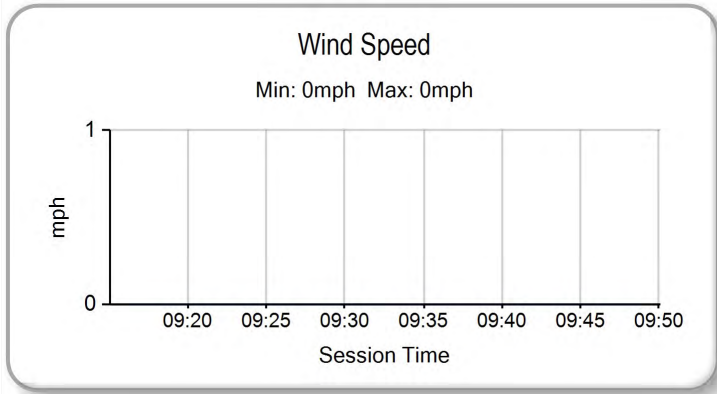
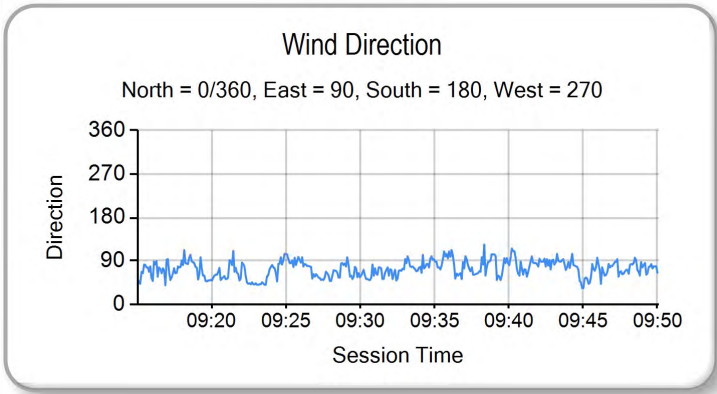
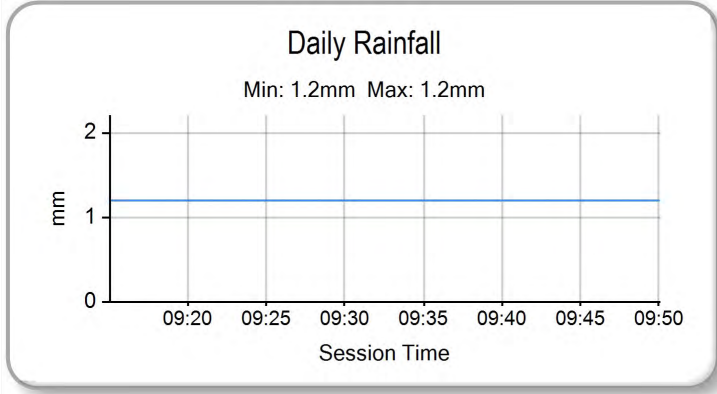
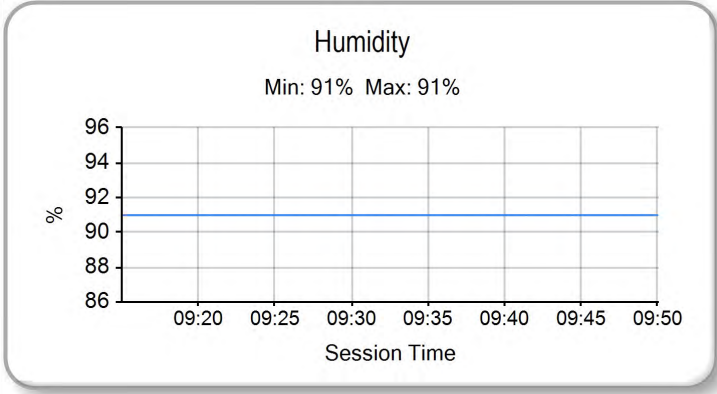
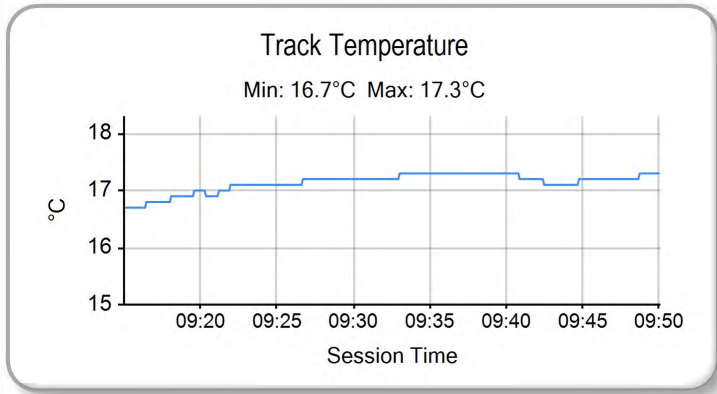
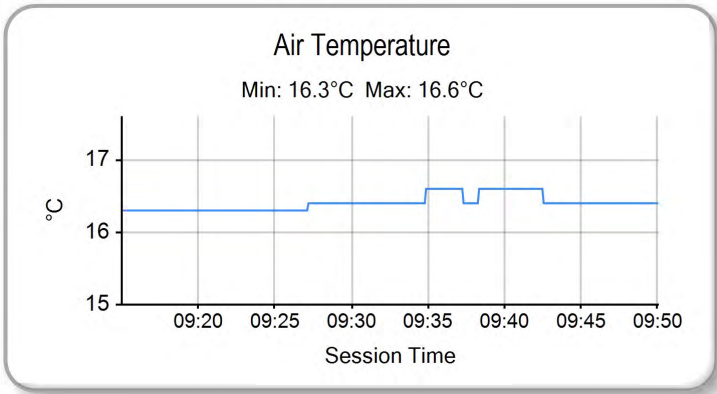
TIME	MESSAGE
09:21:40	WET PRACTICE
09:22:04	WET PRACTICE
09:30:50	NO. 53 - FALLER AT T3 COOPER STR - RIDER OK
09:33:22	UPDATE: NO.53 TO MEDICAL CENTRE
09:39:13	NO. 2 - FALLER AT T11 CLEARWAYS - RIDER OK
09:40:01	NO. 41 - FALLER AT T11 CLEARWAYS - RIDER OK
09:43:03	NO. 65 - FALLER AT COOPER STR - RIDER OK
09:45:05	NO. 15 - FALLER AT T11 CLEARWAYS - RIDER OK
09:47:04	NO. 34 - FALLER AT CLARKE CURVE - RIDER OK
09:48:42	#74 LAST LAP TIME CANCELLED - BST UNDER YELLOW FLAGS T11

MCRCB BULLETIN TK120

2021 Bennetts British Superbike Championship - Round 3

2021 Honda British Talent Cup

QUALIFYING - WEATHER CONDITIONS



Weather / Track : Overcast / Wet

Results can be found at www.tsl-timing.com

Brands Hatch GP
Circuit Length = 2.4332 miles
Start: 09:17 Flag 09:47 End: 09:50

Printed - 09:54 Saturday, 24 July 2021

RACE 1 - GRID (14 Laps)

ROW 10	29	12	2:02.146	Josh BANNISTER	28	61	1:59.216	Harrison MACKAY				
ROW 9	27	51	1:59.118	Holly HARRIS	26	22	1:58.008	Anthony EAGLE	25	79	1:57.090	Harley McCABE
ROW 8	24	44	1:56.333	Lucas HILL	23	23	1:56.296	Rhys STEPHENSON	22	65	1:55.989	Alexander ROWAN
ROW 7	21	41	1:55.785	Luca HOPKINS	20	53	1:55.497	Kiyano VEIJER	19	8	1:54.729	Ross MOORE
ROW 6	18	2	1:53.762	Rhys COATES	17	69	1:53.713	Eli BANISH	16	14	1:53.255	Evan PENDRILL
ROW 5	15	43	1:53.071	Ryan HITCHCOCK	14	21	1:52.889	Troy JEFFREY	13	66	1:52.866	Rossi DOBSON
ROW 4	12	96	1:52.270	Rossi BANHAM	11	48	1:52.027	Ollie WALKER	10	9	1:51.539	Bailey STUART-CAMPBELL
ROW 3	9	4	1:51.410	Sullivan MOUNSEY	8	15	1:50.840	Harrison CROSBY	7	57	1:50.760	Johnny GARNES
ROW 2	6	7	1:50.571	Jamie LYONS	5	34	1:49.848	James COOK	4	29	1:49.438	Lucas BROWN
ROW 1	3	24	1:49.316	Cormac BUCHANAN	2	74	1:48.818	Carter BROWN	1	52	1:48.438	Evan BELFORD
Pole												

Brands Hatch GP

Circuit Length = 2.4332 miles

These results are provisional until the conclusion of any judicial and technical matters.

Race Director : Stuart Higgs	Stewards :	Timekeeper : Richard Evans
------------------------------	------------	----------------------------

Results can be found at www.britishsuperbike.com

Printed - 09:53 Saturday, 24 July 2021



POS	NO	NAME	NAT	ENTRY	LAPS	TIME	GAP	DIFF	MPH	BEST	ON
1	74	Carter BROWN	GBR	Honda - City Lifting by RS Racing	14	23:15.193			87.90	1:38.635	11
2	52	Evan BELFORD	GBR	Honda - City Lifting by RS Racing	14	23:15.263	0.070	0.070	87.89	1:38.657	14
3	34	James COOK	GBR	Honda - Wilson Racing	14	23:15.420	0.227	0.157	87.88	1:38.520	11
4	43	Ryan HITCHCOCK	GBR	Honda - Wilson Racing	14	23:25.628	10.435	10.208	87.24	1:38.594	5
5	57	Johnny GARNES	GBR	Honda - City Lifting by RS Racing	14	23:25.713	10.520	0.085	87.24	1:39.316	5
6	24	Cormac BUCHANAN	NZL	Honda - Microlise Cresswell Racing	14	23:31.321	16.128	5.608	86.89	1:39.323	13
7	4	Sullivan MOUNSEY	GBR	Honda - iForce Lloyd & Jones	14	23:35.710	20.517	4.389	86.62	1:39.847	14
8	7	Jamie LYONS	GBR	Honda - C&M Motors Ltd / Tooltec Racing	14	23:35.772	20.579	0.062	86.62	1:39.800	3
9	48	Ollie WALKER	GBR	Honda - Moto Rapido / SP125 Racing	14	23:36.238	21.045	0.466	86.59	1:39.766	8
10	15	Harrison CROSBY	GBR	Honda - Banks Racing	14	23:36.414	21.221	0.176	86.58	1:39.961	4
11	96	Rossi BANHAM	GBR	Honda - MJL Racing	14	23:36.535	21.342	0.121	86.57	1:39.912	14
12	9	Bailey STUART-CAMPBELL	GBR	Honda - Team 151s	14	23:56.455	41.262	19.920	85.37	1:40.086	10
13	53	Kiyano VEIJER	NLD	Honda - Microlise Cresswell Racing	14	23:57.818	42.625	1.363	85.29	1:40.560	14
14	66	Rossi DOBSON	GBR	Honda - WM Racing	14	24:02.080	46.887	4.262	85.04	1:41.517	12
15	23	Rhys STEPHENSON	GBR	Honda - Rocket Racing	14	24:06.681	51.488	4.601	84.77	1:41.561	8
16	29	Lucas BROWN	GBR	Honda - Amphibian Scaffolding / SP125 Racing	14	24:06.757	51.564	0.076	84.76	1:41.995	3
17	41	Luca HOPKINS	GBR	Honda - Wilson Racing	14	24:11.332	56.139	4.575	84.50	1:41.700	6
18	14	Evan PENDRILL	GBR	Honda - EPRacing / SP125 Racing	14	24:11.435	56.242	0.103	84.49	1:41.999	13
19	8	Ross MOORE	GBR	Honda - B Moore Honda	14	24:25.437	1:10.244	14.002	83.68	1:42.576	12
20	44	Lucas HILL	GBR	Honda - Ashcourt Racing	14	24:25.572	1:10.379	0.135	83.67	1:43.128	9
21	69	Eli BANISH	USA	Honda - Team Thorneycroft Racing	14	24:25.974	1:10.781	0.402	83.65	1:42.794	11
22	79	Harley McCABE	GBR	Honda - MLav VisionTrack Academy	14	24:32.239	1:17.046	6.265	83.30	1:43.752	8
23	12	Josh BANNISTER	GBR	Honda - Dunsley Heat Racing	14	24:44.127	1:28.934	11.888	82.63	1:44.225	6
24	61	Harrison MACKAY	GBR	Honda - True Heros Racing / Super Soco	14	24:58.164	1:42.971	14.037	81.85	1:44.180	6
25	51	Holly HARRIS	GBR	Honda - MJL Racing	13	23:17.246	1 Lap	1 Lap	81.50	1:45.847	7

NOT CLASSIFIED

DNF	22	Anthony EAGLE	UZB	Honda - Microlise Cresswell Racing	10	17:43.893	4 Laps	3 Laps	82.33	1:44.415	7
DNF	2	Rhys COATES	GBR	Honda - Ernie Coates Race Support / SP125 Racing	7	12:23.839	7 Laps	3 Laps	82.43	1:43.967	5
DNF	21	Troy JEFFREY	GBR	Honda - Stiggymotorsport	0						

FASTEST LAP

34	James COOK	GBR	Honda - Wilson Racing	11	1:38.520	88.91 mph	143.09 kph
----	------------	-----	-----------------------	----	----------	-----------	------------

Weather / Track : Bright / Dry

These results are provisional until the conclusion of any judicial and technical matters.

Brands Hatch GP: 2.4332 miles

Race Distance: 14 Laps / 34.06 miles

Start: 14:10 Flag 14:33 End: 14:35

Race Director : Stuart Higgs	Stewards :	Timekeeper : Richard Evans
------------------------------	------------	----------------------------

Results can be found at www.britishsuperbike.com

Printed - 14:36 Saturday, 24 July 2021



MCRCB BULLETIN TK180

2021 Bennetts British Superbike Championship - Round 3

2021 Honda British Talent Cup

RACE 1 - LAP CHART

LAP 1 @ 14:12:08.528

NO	BEHIND	LAP TIME
74		1:46.320
52	0.057	1:46.377
57	0.832	1:47.152
34	1.419	1:47.739
4	1.617	1:47.937
29	1.974	1:48.294
96	2.078	1:48.398
43	2.310	1:48.630
7	2.393	1:48.713
24	2.442	1:48.762
15	2.646	1:48.966
48	3.663	1:49.983
9	3.965	1:50.285
66	4.488	1:50.808
14	4.825	1:51.145
69	6.434	1:52.754
23	6.676	1:52.996
2	7.109	1:53.429
8	7.277	1:53.597
53	7.475	1:53.795
41	7.870	1:54.190
44	8.699	1:55.019
79	8.933	1:55.253
61	10.040	1:56.360
22	10.270	1:56.590
12	10.786	1:57.106
51	11.329	1:57.649

LAP 2 @ 14:13:48.350

NO	BEHIND	LAP TIME
52		1:39.765
74	0.059	1:39.881
57	1.987	1:40.977
4	2.223	1:40.428
34	2.246	1:40.649
43	2.344	1:39.856
96	3.379	1:41.123
15	3.572	1:40.748
24	4.005	1:41.385
7	4.655	1:42.084
29	4.896	1:42.744
48	5.461	1:41.620
66	8.180	1:43.514
9	8.673	1:44.530
14	8.823	1:43.820
23	10.762	1:43.908
69	11.196	1:44.584
53	12.037	1:44.384
8	12.554	1:45.099
41	12.881	1:44.833
2	13.489	1:46.202
44	13.952	1:45.075
79	14.355	1:45.244
61	17.281	1:47.063
22	17.562	1:47.114
12	17.665	1:46.701
51	18.758	1:47.251

LAP 3 @ 14:15:27.573

NO	BEHIND	LAP TIME
52		1:39.223

74	0.039	1:39.203
34	3.320	1:40.297
57	3.485	1:40.721
4	3.773	1:40.773
43	3.802	1:40.681
96	4.348	1:40.192
15	4.625	1:40.276
24	4.796	1:40.014
7	5.232	1:39.800
48	7.262	1:41.024
29	7.668	1:41.995
66	11.814	1:42.857
9	14.641	1:45.191
14	14.782	1:45.182
23	14.820	1:43.281
53	16.479	1:43.665
8	17.610	1:44.279
69	17.716	1:45.743
41	17.826	1:44.168
44	19.197	1:44.468
2	19.738	1:45.472
79	19.857	1:44.725
61	23.512	1:45.454
22	23.730	1:45.391
12	23.815	1:45.373
51	26.123	1:46.588

LAP 4 @ 14:17:06.822

NO	BEHIND	LAP TIME
52		1:39.249
74	0.117	1:39.327
34	2.889	1:38.818
57	3.647	1:39.411
43	4.547	1:39.994
4	4.940	1:40.416
15	5.337	1:39.961
96	5.475	1:40.376
24	5.486	1:39.939
7	6.133	1:40.150
48	8.753	1:40.740
29	10.472	1:42.053
66	15.319	1:42.754
23	19.404	1:43.833
14	19.866	1:44.333
53	19.968	1:42.738
9	20.054	1:44.662
8	22.581	1:44.220
41	22.626	1:44.049
69	23.443	1:44.976
44	23.969	1:44.021
79	25.149	1:44.541
2	25.916	1:45.427
61	30.224	1:45.961
22	30.409	1:45.928
12	30.571	1:46.005
51	34.416	1:47.542

LAP 5 @ 14:18:46.499

NO	BEHIND	LAP TIME
52		1:39.677
74	0.061	1:39.621
34	2.003	1:38.791
57	3.286	1:39.316
43	3.464	1:38.594

4	5.814	1:40.551
24	6.003	1:40.194
15	6.068	1:40.408
96	6.088	1:40.290
7	6.388	1:39.932
48	9.524	1:40.448
29	13.966	1:43.171
66	18.454	1:42.812
53	22.763	1:42.472
23	22.830	1:43.103
9	23.882	1:43.505
14	24.080	1:43.891
41	25.685	1:42.736
8	27.027	1:44.123
44	27.711	1:43.419
69	28.439	1:44.673
79	29.621	1:44.149
2	30.206	1:43.967
22	35.639	1:44.907
61	36.435	1:45.888
12	36.699	1:45.805
51	41.711	1:46.972

LAP 6 @ 14:20:25.496

NO	BEHIND	LAP TIME
52		1:38.997
74	0.190	1:39.126
34	2.157	1:39.151
57	3.683	1:39.394
43	4.003	1:39.536
4	7.512	1:40.695
7	7.707	1:40.316
24	7.837	1:40.831
15	7.897	1:40.826
96	8.126	1:41.035
48	10.716	1:40.189
29	18.083	1:43.114
66	22.047	1:42.590
53	25.597	1:41.831
23	26.417	1:42.584
9	26.744	1:41.859
14	28.261	1:43.178
41	28.388	1:41.700
8	32.742	1:44.712
44	32.982	1:44.268
69	34.375	1:44.933
79	35.724	1:45.100
2	35.837	1:44.628
22	41.298	1:44.656
61	41.618	1:44.180
12	41.927	1:44.225
51	49.647	1:46.933

LAP 7 @ 14:22:04.658

NO	BEHIND	LAP TIME
52		1:39.162
74	0.072	1:39.044
34	1.909	1:38.914
57	4.143	1:39.622
43	4.257	1:39.416
4	9.323	1:40.973
7	9.434	1:40.889
96	9.524	1:40.560
15	9.563	1:40.828

24	9.627	1:40.952
48	11.647	1:40.093
29	22.718	1:43.797
66	25.604	1:42.719
53	28.884	1:42.449
9	28.975	1:41.393
23	29.658	1:42.403
41	32.009	1:42.783
14	32.906	1:43.807
44	37.237	1:43.417
8	37.895	1:44.315
69	39.620	1:44.407
79	40.767	1:44.205
2	41.389	1:44.714
22	46.551	1:44.415
61	47.581	1:45.125
12	47.983	1:45.218
51	56.332	1:45.847

LAP 8 @ 14:23:43.747

NO	BEHIND	LAP TIME
52		1:39.089
74	0.220	1:39.237
34	1.628	1:38.808
57	4.888	1:39.834
43	5.089	1:39.921
4	10.989	1:40.755
24	11.010	1:40.472
15	11.293	1:40.819
96	11.414	1:40.979
7	11.652	1:41.307
48	12.324	1:39.766
29	27.101	1:43.472
66	28.579	1:42.064
53	31.634	1:41.839
9	32.021	1:42.135
23	32.130	1:41.561
41	35.345	1:42.425
14	36.411	1:42.594
44	41.604	1:43.456
8	43.174	1:44.368
69	44.161	1:43.630
79	45.430	1:43.752
22	52.475	1:45.013
61	53.183	1:44.691
12	53.292	1:44.398
51	1:04.053	1:46.810

LAP 9 @ 14:25:22.626

NO	BEHIND	LAP TIME
74		1:38.659
52	0.090	1:38.969
34	1.594	1:38.845
57	5.667	1:39.658
43	5.885	1:39.675
24	12.844	1:40.713
4	12.873	1:40.763
15	12.996	1:40.582
96	13.163	1:40.628
7	13.225	1:40.452
48	13.319	1:39.874
66	31.951	1:42.251
29	32.108	1:43.886
9	33.735	1:40.593

LAP 10 @ 14:27:01.481

NO	BEHIND	LAP TIME
52		1:38.765
74	0.123	1:38.978
34	1.306	1:38.567
57	6.723	1:39.911
43	6.899	1:39.869
24	13.758	1:39.769
4	14.666	1:40.648
15	14.930	1:40.789
7	15.034	1:40.664
48	15.196	1:40.732
96	15.222	1:40.914
9	34.966	1:40.086
66	35.435	1:42.339
29	35.848	1:42.595
53	35.968	1:40.632
23	38.405	1:42.240
41	42.687	1:43.012
14	43.220	1:42.384
44	50.311	1:43.313
8	53.053	1:43.542
69	53.492	1:43.592
79	56.126	1:44.220
12	1:04.345	1:44.266
22	1:04.620	1:44.732
61	1:10.314	1:47.463
51	1:19.272	1:46.066

LAP 11 @ 14:28:40.156

NO	BEHIND	LAP TIME
52		1:38.675
74	0.083	1:38.635
34	1.151	1:38.520
57	7.708	1:39.660
43	8.038	1:39.814
24	14.706	1:39.623
4	16.884	1:40.893
15	17.013	1:40.758
7	17.056	1:40.697
96	17.116	1:40.569
48	17.140	1:40.619
9	37.123	1:40.832
53	37.951	1:40.658
66	38.789	1:42.029
29	39.499	1:42.326
23	41.986	1:42.256
41	46.117	1:42.105
14	46.588	1:42.043
44	55.550	1:43.914
8	57.479	1:43.101

Weather / Track : Bright / Dry

Brands Hatch GP
Circuit Length = 2.4332 miles
Start: 14:10 Flag 14:33 End: 14:35

MCRCB BULLETIN TK180

2021 Bennetts British Superbike Championship - Round 3

2021 Honda British Talent Cup

RACE 1 - LAP CHART

69 57.611 1:42.794
79 1:01.744 1:44.293
12 1:11.511 1:45.841
61 1:19.826 1:48.187
51 1:26.835 1:46.238

LAP 14 @ 14:33:37.401

NO	BEHIND	LAP TIME
74		1:38.801
52	0.070	1:38.657
34	0.227	1:38.863
51	1 Lap	1:46.430
43	10.435	1:39.777
57	10.520	1:40.032
24	16.128	1:39.640
4	20.517	1:39.847
7	20.579	1:40.306
48	21.045	1:39.936
15	21.221	1:40.277
96	21.342	1:39.912
9	41.262	1:40.437
53	42.625	1:40.560
66	46.887	1:42.091
23	51.488	1:41.997
29	51.564	1:43.120
41	56.139	1:42.451
14	56.242	1:42.406
8	1:10.244	1:43.336
44	1:10.379	1:43.602
69	1:10.781	1:43.608
79	1:17.046	1:44.075
12	1:28.934	1:45.636
61	1:42.971	1:46.999

LAP 12 @ 14:30:19.766

NO	BEHIND	LAP TIME
52		1:39.610
74	0.100	1:39.627
34	0.171	1:38.630
57	8.174	1:40.076
43	8.384	1:39.956
24	14.800	1:39.704
4	17.537	1:40.263
7	17.597	1:40.151
15	17.917	1:40.514
48	17.944	1:40.414
96	17.982	1:40.476
9	37.960	1:40.447
53	38.903	1:40.562
66	40.696	1:41.517
29	42.741	1:42.852
23	45.146	1:42.770
41	48.948	1:42.441
14	49.472	1:42.494
44	1:00.016	1:44.076
8	1:00.445	1:42.576
69	1:01.109	1:43.108
79	1:06.396	1:44.262
12	1:16.453	1:44.552
61	1:26.872	1:46.656
51	1:33.258	1:46.033

LAP 13 @ 14:31:58.600

NO	BEHIND	LAP TIME
74		1:38.734
34	0.165	1:38.828
52	0.214	1:39.048
57	9.289	1:39.949
43	9.459	1:39.909
24	15.289	1:39.323
7	19.074	1:40.311
4	19.471	1:40.768
15	19.745	1:40.662
48	19.910	1:40.800
96	20.231	1:41.083
9	39.626	1:40.500
53	40.866	1:40.797
66	43.597	1:41.735
29	47.245	1:43.338
23	48.292	1:41.980
41	52.489	1:42.375
14	52.637	1:41.999
44	1:05.578	1:44.396
8	1:05.709	1:44.098
69	1:05.974	1:43.699
79	1:11.772	1:44.210
12	1:22.099	1:44.480
61	1:34.773	1:46.735

Weather / Track : Bright / Dry

MCRCB BULLETIN TK181

2021 Bennetts British Superbike Championship - Round 3

2021 Honda British Talent Cup

RACE 1 - POSITION CHART

No	Name	Lap														
		Pos	1	2	3	4	5	6	7	8	9	10	11	12	13	14
52	BELFORD	1	74	52	52	52	52	52	52	52	74	52	52	52	74	74
74	BROWN	2	52	74	74	74	74	74	74	74	52	74	74	74	34	52
24	BUCHANAN	3	57	57	34	34	34	34	34	34	34	34	34	34	52	34
29	BROWN	4	34	4	57	57	57	57	57	57	57	57	57	57	57	43
34	COOK	5	4	34	4	43	43	43	43	43	43	43	43	43	43	57
7	LYONS	6	29	43	43	4	4	4	4	4	24	24	24	24	24	24
57	GARNESS	7	96	96	96	15	24	7	7	24	4	4	4	4	7	4
15	CROSBY	8	43	15	15	96	15	24	96	15	15	15	15	7	4	7
4	MOUNSEY	9	7	24	24	24	96	15	15	96	96	7	7	15	15	48
9	STUART-CAMPBELL	10	24	7	7	7	7	96	24	7	7	48	96	48	48	15
48	WALKER	11	15	29	48	48	48	48	48	48	48	96	48	96	96	96
96	BANHAM	12	48	48	29	29	29	29	29	29	66	9	9	9	9	9
66	DOBSON	13	9	66	66	66	66	66	66	66	29	66	53	53	53	53
21	JEFFREY	14	66	9	9	23	53	53	53	53	9	29	66	66	66	66
43	HITCHCOCK	15	14	14	14	14	23	23	9	9	53	53	29	29	29	23
14	PENDRILL	16	69	23	23	53	9	9	23	23	23	23	23	23	23	29
69	BANISH	17	23	69	53	9	14	14	41	41	41	41	41	41	41	41
2	COATES	18	2	53	8	8	41	41	14	14	14	14	14	14	14	14
8	MOORE	19	8	8	69	41	8	8	44	44	44	44	44	44	44	8
53	VEIJER	20	53	41	41	69	44	44	8	8	8	8	8	8	8	44
41	HOPKINS	21	41	2	44	44	69	69	69	69	69	69	69	69	69	69
23	STEPHENSON	22	44	44	2	79	79	79	79	79	79	79	79	79	79	79
44	HILL	23	79	79	79	2	2	2	2	22	22	12	12	12	12	12
79	MCCABE	24	61	61	61	61	22	22	22	61	12	22	61	61	61	61
22	EAGLE	25	22	22	22	22	61	61	61	12	61	61	51	51	51	51
51	HARRIS	26	12	12	12	12	12	12	12	51	51	51				
61	MACKAY	27	51	51	51	51	51	51	51							
12	BANNISTER	28														

Weather / Track : Bright / Dry

Results can be found at www.tsl-timing.com

Brands Hatch GP
 Circuit Length = 2.4332 miles
 Start: 14:10 Flag 14:33 End: 14:35

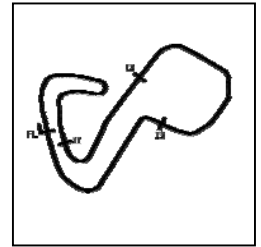
Printed - 14:39 Saturday, 24 July 2021

MCRCB BULLETIN TK182

2021 Bennetts British Superbike Championship - Round 3

2021 Honda British Talent Cup

RACE 1 - SECTOR ANALYSIS



SECTOR 1 = FL to I1, SECTOR 2 = I1 to I2 SECTOR 3 = I2 to I3, SECTOR 4 = I3 to FL, DIFF = Difference To Personal Best Lap, P = Crossed Finish Line in Pit Lane, D = Time Disallowed

P1 74		Carter BROWN				Honda - City Lifting by RS Racing						
IDEAL LAP TIME : 1:38.140		BEST LAP TIME : 1:38.635				DIFFERENCE : 0.495						
LAP	SECTOR 1	SECTOR 2		SECTOR 3		SECTOR 4		LAP TIME	MPH	DIFF	TIME OF DAY	
1 -		93.3	18.343	121.7	26.733	81.6	24.234	115.1	1:46.320	82.39	7.685	14:12:08.528
2 -	31.351	96.2	18.289	117.5	26.521	86.1	23.720	118.7	1:39.881	87.70	1.246	14:13:48.409
3 -	30.875	98.8	18.321	120.0	26.309	87.2	23.698	116.7	1:39.203	88.30	0.568	14:15:27.612
4 -	31.314	99.2	18.075	120.9	26.197	87.1	23.741	116.3	1:39.327	88.19	0.692	14:17:06.939
5 -	30.982	100.0	18.093	120.2	26.504	87.9	24.042	114.7	1:39.621	87.93	0.986	14:18:46.560
6 -	31.347	100.4	18.002	122.6	26.062	87.1	23.715	117.3	1:39.126	88.37	0.491	14:20:25.686
7 -	30.961	100.7	18.366	121.5	26.058	82.7	23.659	118.5	1:39.044	88.44	0.409	14:22:04.730
8 -	30.757	99.8	18.729	122.0	26.035	88.3	23.716	117.5	1:39.237	88.27	0.602	14:23:43.967
9 -	30.792	100.0	18.043	120.6	25.927	87.8	23.897	115.7	1:38.659 (2)	88.78	0.024	14:25:22.626
10 -	30.854	99.1	18.248	120.6	26.294	86.1	23.582	114.9	1:38.978	88.50	0.343	14:27:01.604
11 -	30.959	97.9	18.101	117.3	26.059	87.3	23.516	117.7	1:38.635 (1)	88.81		14:28:40.239
12 -	31.041	97.8	18.170	121.5	26.525	86.7	23.891	117.9	1:39.627	87.92	0.992	14:30:19.866
13 -	30.935	100.4	18.024	119.1	26.032	89.0	23.743	116.5	1:38.734 (3)	88.72	0.099	14:31:58.600
14 -	31.299	99.1	18.047	120.6	25.865	90.9	23.590	116.9	1:38.801	88.66	0.166	14:33:37.401

P2 52		Evan BELFORD				Honda - City Lifting by RS Racing						
IDEAL LAP TIME : 1:38.425		BEST LAP TIME : 1:38.657				DIFFERENCE : 0.232						
LAP	SECTOR 1	SECTOR 2		SECTOR 3		SECTOR 4		LAP TIME	MPH	DIFF	TIME OF DAY	
1 -		98.3	18.541	118.5	26.798	80.4	24.227	118.1	1:46.377	82.34	7.720	14:12:08.585
2 -	31.187	99.4	18.298	119.8	26.384	86.5	23.896	114.3	1:39.765	87.80	1.108	14:13:48.350
3 -	31.137	99.8	18.124	122.0	26.120	87.4	23.842	115.1	1:39.223	88.28	0.566	14:15:27.573
4 -	31.132	100.1	18.219	119.6	26.064	88.5	23.834	114.9	1:39.249	88.26	0.592	14:17:06.822
5 -	30.998	100.1	18.228	118.3	26.615	86.7	23.836	112.9	1:39.677	87.88	1.020	14:18:46.499
6 -	31.071	100.3	18.187	118.9	26.007	89.1	23.732	114.5	1:38.997	88.48	0.340	14:20:25.496
7 -	31.080	100.4	18.219	119.1	26.026	89.2	23.837	112.9	1:39.162	88.33	0.505	14:22:04.658
8 -	31.074	100.1	18.379	117.7	25.977	89.3	23.659	114.7	1:39.089	88.40	0.432	14:23:43.747
9 -	30.913	100.1	18.160	118.5	26.040	88.4	23.856	117.3	1:38.969	88.51	0.312	14:25:22.716
10 -	31.000	100.1	18.039	121.1	26.041	89.0	23.685	114.7	1:38.765 (3)	88.69	0.108	14:27:01.481
11 -	30.955	98.9	18.120	119.6	25.921	89.8	23.679	114.9	1:38.675 (2)	88.77	0.018	14:28:40.156
12 -	30.985	100.1	18.273	118.7	26.382	86.4	23.970	115.3	1:39.610	87.94	0.953	14:30:19.766
13 -	30.917	100.1	18.155	118.3	26.336	87.3	23.640	117.1	1:39.048	88.44	0.391	14:31:58.814
14 -	30.991	99.8	18.182	119.4	25.932	89.8	23.552	118.3	1:38.657 (1)	88.79		14:33:37.471

P3 34		James COOK				Honda - Wilson Racing						
IDEAL LAP TIME : 1:38.076		BEST LAP TIME : 1:38.520				DIFFERENCE : 0.444						
LAP	SECTOR 1	SECTOR 2		SECTOR 3		SECTOR 4		LAP TIME	MPH	DIFF	TIME OF DAY	
1 -		100.3	18.428	118.7	26.456	89.3	24.726	115.5	1:47.739	81.30	9.219	14:12:09.947
2 -	31.496	99.5	18.535	118.3	26.283	92.9	24.335	115.7	1:40.649	87.03	2.129	14:13:50.596
3 -	31.560	100.7	18.379	119.1	26.346	90.4	24.012	114.1	1:40.297	87.33	1.777	14:15:30.893
4 -	30.932	99.5	18.241	117.3	25.919	87.4	23.726	114.9	1:38.818	88.64	0.298	14:17:09.711
5 -	30.755	99.5	18.197	116.9	26.089	87.1	23.750	114.3	1:38.791	88.67	0.271	14:18:48.502
6 -	31.107	99.5	18.185	117.1	26.087	87.8	23.772	113.7	1:39.151	88.34	0.631	14:20:27.653
7 -	30.858	99.8	18.265	116.9	25.980	87.4	23.811	113.5	1:38.914	88.56	0.394	14:22:06.567
8 -	30.913	100.0	18.141	116.9	25.817	90.4	23.937	113.7	1:38.808	88.65	0.288	14:23:45.375
9 -	31.064	99.2	18.150	114.7	25.943	86.9	23.688	114.7	1:38.845	88.62	0.325	14:25:24.220
10 -	31.017	98.8	18.211	117.7	25.799	88.1	23.540	115.1	1:38.567 (2)	88.87	0.047	14:27:02.787
11 -	30.853	100.1	18.155	117.7	25.792	89.0	23.720	114.9	1:38.520 (1)	88.91		14:28:41.307
12 -	30.870	99.8	18.067	119.6	25.899	84.2	23.794	116.3	1:38.630 (3)	88.81	0.110	14:30:19.937
13 -	31.071	101.0	18.027	119.6	26.068	90.6	23.662	116.5	1:38.828	88.63	0.308	14:31:58.765
14 -	31.193	100.9	18.109	119.4	26.059	89.1	23.502	118.3	1:38.863	88.60	0.343	14:33:37.628

Weather / Track : Bright / Dry

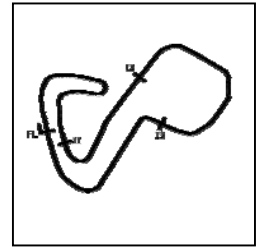
Brands Hatch GP
Circuit Length = 2.4332 miles
Start: 14:10 Flag 14:33 End: 14:35

MCRCB BULLETIN TK182

2021 Bennetts British Superbike Championship - Round 3

2021 Honda British Talent Cup

RACE 1 - SECTOR ANALYSIS



SECTOR 1 = FL to I1, SECTOR 2 = I1 to I2 SECTOR 3 = I2 to I3, SECTOR 4 = I3 to FL, DIFF = Difference To Personal Best Lap, P = Crossed Finish Line in Pit Lane, D = Time Disallowed

P4 43		Ryan HITCHCOCK				Honda - Wilson Racing						
IDEAL LAP TIME : 1:38.373		BEST LAP TIME : 1:38.594				DIFFERENCE : 0.221						
LAP	SECTOR 1	SECTOR 2		SECTOR 3		SECTOR 4		LAP TIME	MPH	DIFF	TIME OF DAY	
1 -	96.6	18.483	122.4	26.645	83.0	23.988	119.4	1:48.630	80.63	10.036	14:12:10.838	
2 -	31.589	100.0	18.260	121.1	26.174	84.0	23.833	119.1	1:39.856	87.72	1.262	14:13:50.694
3 -	31.640	99.5	18.290	116.1	26.464	85.4	24.287	115.1	1:40.681	87.00	2.087	14:15:31.375
4 -	31.619	100.6	18.103	120.2	26.533	87.2	23.739	116.1	1:39.994	87.60	1.400	14:17:11.369
5 -	31.031	100.0	18.153	119.6	25.791	83.9	23.619	118.5	1:38.594 (1)	88.84		14:18:49.963
6 -	31.231	100.6	18.215	120.6	26.258	86.2	23.832	116.1	1:39.536 (3)	88.00	0.942	14:20:29.499
7 -	30.860	99.7	18.167	118.3	26.688	84.4	23.701	119.6	1:39.416 (2)	88.11	0.822	14:22:08.915
8 -	31.165	100.7	18.407	118.3	26.516	85.1	23.833	117.3	1:39.921	87.66	1.327	14:23:48.836
9 -	31.092	98.3	18.330	119.1	26.432	84.6	23.821	117.5	1:39.675	87.88	1.081	14:25:28.511
10 -	31.300	100.0	18.237	119.8	26.512	84.0	23.820	117.9	1:39.869	87.71	1.275	14:27:08.380
11 -	31.337	99.8	18.252	119.4	26.247	83.6	23.978	116.3	1:39.814	87.76	1.220	14:28:48.194
12 -	31.166	98.8	18.448	120.2	26.388	82.2	23.954	115.9	1:39.956	87.63	1.362	14:30:28.150
13 -	31.511	99.5	18.304	119.4	26.216	85.1	23.878	117.9	1:39.909	87.67	1.315	14:32:08.059
14 -	31.368	100.0	18.448	119.8	26.273	86.8	23.688	116.5	1:39.777	87.79	1.183	14:33:47.836

P5 57		Johnny GARNESS				Honda - City Lifting by RS Racing						
IDEAL LAP TIME : 1:39.035		BEST LAP TIME : 1:39.316				DIFFERENCE : 0.281						
LAP	SECTOR 1	SECTOR 2		SECTOR 3		SECTOR 4		LAP TIME	MPH	DIFF	TIME OF DAY	
1 -	101.8	18.449	120.9	26.948	88.8	24.213	120.9	1:47.152	81.75	7.836	14:12:09.360	
2 -	31.772	102.7	18.327	121.1	26.776	86.7	24.102	120.2	1:40.977	86.75	1.661	14:13:50.337
3 -	31.558	102.2	18.313	122.0	26.690	87.7	24.160	121.1	1:40.721	86.97	1.405	14:15:31.058
4 -	31.331	104.0	17.938	121.5	26.422	89.3	23.720	120.4	1:39.411 (3)	88.11	0.095	14:17:10.469
5 -	31.089	104.0	18.042	121.5	26.486	87.7	23.699	120.9	1:39.316 (1)	88.20		14:18:49.785
6 -	31.091	103.2	18.172	121.1	26.448	89.1	23.683	120.6	1:39.394 (2)	88.13	0.078	14:20:29.179
7 -	31.285	101.9	18.007	122.6	26.581	87.7	23.749	120.4	1:39.622	87.93	0.306	14:22:08.801
8 -	31.084	103.4	18.517	122.0	26.428	89.5	23.805	119.6	1:39.834	87.74	0.518	14:23:48.635
9 -	31.410	102.4	18.039	121.7	26.399	89.9	23.810	120.2	1:39.658	87.89	0.342	14:25:28.293
10 -	31.272	103.0	18.106	120.9	26.699	89.7	23.834	120.2	1:39.911	87.67	0.595	14:27:08.204
11 -	31.204	103.5	18.168	121.7	26.456	88.8	23.832	119.6	1:39.660	87.89	0.344	14:28:47.864
12 -	31.306	101.2	18.244	120.9	26.594	88.0	23.932	118.7	1:40.076	87.53	0.760	14:30:27.940
13 -	31.472	103.2	18.098	121.5	26.513	90.8	23.866	120.6	1:39.949	87.64	0.633	14:32:07.889
14 -	31.364	102.2	18.423	121.1	26.631	87.9	23.614	121.7	1:40.032	87.57	0.716	14:33:47.921

P6 24		Cormac BUCHANAN				Honda - Microlise Cresswell Racing						
IDEAL LAP TIME : 1:38.984		BEST LAP TIME : 1:39.323				DIFFERENCE : 0.339						
LAP	SECTOR 1	SECTOR 2		SECTOR 3		SECTOR 4		LAP TIME	MPH	DIFF	TIME OF DAY	
1 -	98.1	18.947	119.6	26.690	81.0	24.353	117.9	1:48.762	80.54	9.439	14:12:10.970	
2 -	32.458	99.2	18.415	122.0	26.721	86.1	23.791	117.1	1:41.385	86.40	2.062	14:13:52.355
3 -	31.482	99.7	18.210	121.7	26.482	86.2	23.840	117.3	1:40.014	87.58	0.691	14:15:32.369
4 -	31.459	99.4	18.299	121.1	26.259	86.4	23.922	119.1	1:39.939	87.65	0.616	14:17:12.308
5 -	31.509	98.9	18.191	121.1	26.313	84.6	24.181	116.9	1:40.194	87.42	0.871	14:18:52.502
6 -	31.701	98.5	18.775	116.9	26.188	85.7	24.167	115.1	1:40.831	86.87	1.508	14:20:33.333
7 -	32.289	99.5	18.186	122.2	26.198	85.2	24.279	117.7	1:40.952	86.77	1.629	14:22:14.285
8 -	31.786	99.8	18.634	117.9	25.986	88.6	24.066	114.1	1:40.472	87.18	1.149	14:23:54.757
9 -	31.475	97.2	18.477	118.9	26.653	85.8	24.108	113.9	1:40.713	86.97	1.390	14:25:35.470
10 -	31.276	97.8	18.529	116.9	26.089	90.5	23.875	114.5	1:39.769	87.80	0.446	14:27:15.239
11 -	31.165	98.5	18.403	117.3	26.160	88.5	23.895	113.9	1:39.623 (2)	87.92	0.300	14:28:54.862
12 -	31.160	98.1	18.450	116.9	26.165	89.4	23.929	113.9	1:39.704	87.85	0.381	14:30:34.566
13 -	31.030	98.3	18.347	116.5	26.057	89.9	23.889	114.3	1:39.323 (1)	88.19		14:32:13.889
14 -	31.285	97.6	18.447	117.9	25.977	90.1	23.931	113.9	1:39.640 (3)	87.91	0.317	14:33:53.529

Weather / Track : Bright / Dry

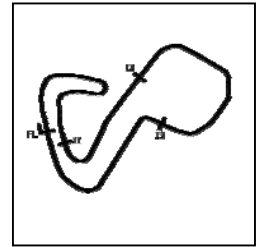
Brands Hatch GP
Circuit Length = 2.4332 miles
Start: 14:10 Flag 14:33 End: 14:35

MCRCB BULLETIN TK182

2021 Bennetts British Superbike Championship - Round 3

2021 Honda British Talent Cup

RACE 1 - SECTOR ANALYSIS



SECTOR 1 = FL to I1, SECTOR 2 = I1 to I2 SECTOR 3 = I2 to I3, SECTOR 4 = I3 to FL, DIFF = Difference To Personal Best Lap, P = Crossed Finish Line in Pit Lane, D = Time Disallowed

P7		4		Sullivan MOUNSEY				Honda - iForce Lloyd & Jones				
IDEAL LAP TIME : 1:39.628		BEST LAP TIME : 1:39.847				DIFFERENCE : 0.219						
LAP	SECTOR 1	SECTOR 2	SECTOR 3	SECTOR 4	LAP TIME	MPH	DIFF	TIME OF DAY				
1 -		98.6	18.722	122.2	26.969	81.1	24.199	117.9	1:47.937	81.15	8.090	14:12:10.145
2 -	31.471	100.3	18.353	120.0	26.633	82.3	23.971	117.1	1:40.428	87.22	0.581	14:13:50.573
3 -	31.886	95.4	18.377	122.0	26.552	82.8	23.958	116.7	1:40.773	86.92	0.926	14:15:31.346
4 -	31.475	101.5	18.309	120.4	26.692	86.4	23.940	118.3	1:40.416 (3)	87.23	0.569	14:17:11.762
5 -	31.351	100.7	18.367	120.4	26.521	82.9	24.312	116.1	1:40.551	87.11	0.704	14:18:52.313
6 -	31.421	101.0	18.354	120.0	26.713	79.5	24.207	115.9	1:40.695	86.99	0.848	14:20:33.008
7 -	31.439	100.9	18.265	119.6	26.722	83.0	24.547	115.1	1:40.973	86.75	1.126	14:22:13.981
8 -	31.543	100.3	18.373	119.6	26.629	86.8	24.210	116.7	1:40.755	86.94	0.908	14:23:54.736
9 -	31.519	100.0	18.368	120.0	26.657	83.5	24.219	115.5	1:40.763	86.93	0.916	14:25:35.499
10 -	31.588	100.6	18.822	119.4	26.372	88.5	23.866	116.7	1:40.648	87.03	0.801	14:27:16.147
11 -	31.629	100.4	18.464	119.4	26.535	87.1	24.265	115.7	1:40.893	86.82	1.046	14:28:57.040
12 -	31.451	100.4	18.264	119.6	26.469	88.3	24.079	116.3	1:40.263 (2)	87.36	0.416	14:30:37.303
13 -	31.593	100.4	18.345	119.4	26.930	87.3	23.900	115.9	1:40.768	86.93	0.921	14:32:18.071
14 -	31.203	95.5	18.187	120.4	26.519	89.3	23.938	116.7	1:39.847 (1)	87.73		14:33:57.918

P8		7		Jamie LYONS				Honda - C&M Motors Ltd / Tooltec Racing				
IDEAL LAP TIME : 1:39.549		BEST LAP TIME : 1:39.800				DIFFERENCE : 0.251						
LAP	SECTOR 1	SECTOR 2	SECTOR 3	SECTOR 4	LAP TIME	MPH	DIFF	TIME OF DAY				
1 -		98.5	18.737	121.3	26.895	82.7	24.634	117.9	1:48.713	80.57	8.913	14:12:10.921
2 -	32.299	98.3	18.575	121.1	27.010	89.3	24.200	116.7	1:42.084	85.81	2.284	14:13:53.005
3 -	31.487	99.1	18.421	120.2	25.899	87.7	23.993	117.1	1:39.800 (1)	87.77		14:15:32.805
4 -	31.603	99.1	18.486	120.2	26.029	83.9	24.032	117.1	1:40.150 (3)	87.46	0.350	14:17:12.955
5 -	31.450	98.8	18.503	120.2	26.007	85.9	23.972	117.5	1:39.932 (2)	87.65	0.132	14:18:52.887
6 -	31.734	97.8	18.379	120.6	26.015	84.8	24.188	116.7	1:40.316	87.32	0.516	14:20:33.203
7 -	31.509	98.6	18.381	118.3	26.397	84.6	24.602	115.5	1:40.889	86.82	1.089	14:22:14.092
8 -	31.682	99.1	19.299	120.2	26.409	85.2	23.917	116.3	1:41.307	86.46	1.507	14:23:55.399
9 -	31.662	98.1	18.320	121.7	26.467	81.0	24.003	117.9	1:40.452	87.20	0.652	14:25:35.851
10 -	31.931	98.5	18.323	120.9	26.302	86.3	24.108	118.5	1:40.664	87.02	0.864	14:27:16.515
11 -	31.429	98.3	18.345	120.0	26.795	85.9	24.128	116.9	1:40.697	86.99	0.897	14:28:57.212
12 -	31.625	99.5	18.355	119.8	26.145	87.4	24.026	117.7	1:40.151	87.46	0.351	14:30:37.363
13 -	31.755	99.4	18.350	120.4	26.192	89.4	24.014	113.5	1:40.311	87.32	0.511	14:32:17.674
14 -	31.533	98.1	18.336	117.9	26.536	86.5	23.901	115.9	1:40.306	87.33	0.506	14:33:57.980

P9		48		Ollie WALKER				Honda - Moto Rapido / SP125 Racing				
IDEAL LAP TIME : 1:39.252		BEST LAP TIME : 1:39.766				DIFFERENCE : 0.514						
LAP	SECTOR 1	SECTOR 2	SECTOR 3	SECTOR 4	LAP TIME	MPH	DIFF	TIME OF DAY				
1 -		91.1	18.799	121.1	27.068	80.9	24.441	117.3	1:49.983	79.64	10.217	14:12:12.191
2 -	32.289	94.5	18.305	122.2	26.981	81.4	24.045	118.7	1:41.620	86.20	1.854	14:13:53.811
3 -	31.747	93.8	18.141	123.1	27.165	80.6	23.971	117.5	1:41.024	86.71	1.258	14:15:34.835
4 -	31.721	97.3	18.197	121.3	26.940	83.8	23.882	117.3	1:40.740	86.95	0.974	14:17:15.575
5 -	31.411	96.4	18.226	121.3	26.922	83.4	23.889	116.5	1:40.448	87.20	0.682	14:18:56.023
6 -	31.549	98.9	18.107	121.1	26.847	85.9	23.686	117.1	1:40.189	87.43	0.423	14:20:36.212
7 -	31.458	98.5	18.096	121.1	26.756	83.5	23.783	117.7	1:40.093	87.51	0.327	14:22:16.305
8 -	31.372	95.7	18.053	122.6	26.704	85.9	23.637	118.9	1:39.766 (1)	87.80		14:23:56.071
9 -	31.418	96.6	17.951	119.1	26.756	83.3	23.749	115.7	1:39.874 (2)	87.70	0.108	14:25:35.945
10 -	31.896	96.5	18.234	119.8	26.938	83.6	23.664	119.1	1:40.732	86.96	0.966	14:27:16.677
11 -	31.430	95.7	18.271	121.3	26.997	83.0	23.921	117.9	1:40.619	87.05	0.853	14:28:57.296
12 -	31.840	90.9	18.187	120.2	26.712	82.8	23.675	117.3	1:40.414	87.23	0.648	14:30:37.710
13 -	31.578	98.3	18.243	122.0	26.978	81.5	24.001	118.9	1:40.800	86.90	1.034	14:32:18.510
14 -	31.237	98.9	18.052	120.2	26.427	82.7	24.220	118.5	1:39.936 (3)	87.65	0.170	14:33:58.446

Weather / Track : Bright / Dry

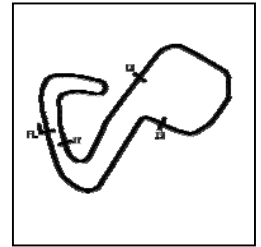
Brands Hatch GP
Circuit Length = 2.4332 miles
Start: 14:10 Flag 14:33 End: 14:35

MCRCB BULLETIN TK182

2021 Bennetts British Superbike Championship - Round 3

2021 Honda British Talent Cup

RACE 1 - SECTOR ANALYSIS



SECTOR 1 = FL to I1, SECTOR 2 = I1 to I2 SECTOR 3 = I2 to I3, SECTOR 4 = I3 to FL, DIFF = Difference To Personal Best Lap, P = Crossed Finish Line in Pit Lane, D = Time Disallowed

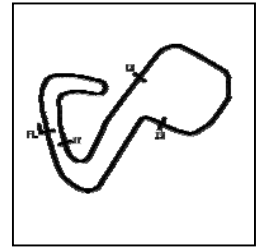
P10 15		Harrison CROSBY				Honda - Banks Racing						
IDEAL LAP TIME : 1:39.404		BEST LAP TIME : 1:39.961				DIFFERENCE : 0.557						
LAP	SECTOR 1	SECTOR 2		SECTOR 3		SECTOR 4		LAP TIME	MPH	DIFF	TIME OF DAY	
1 -		96.1	18.660	119.6	26.987	82.2	24.171	117.5	1:48.966	80.39	9.005	14:12:11.174
2 -	31.870	97.5	18.607	117.9	26.302	84.3	23.969	116.3	1:40.748	86.94	0.787	14:13:51.922
3 -	31.404	97.8	18.488	117.3	26.526	85.4	23.858	115.9	1:40.276 (2)	87.35	0.315	14:15:32.198
4 -	31.141	99.5	18.441	120.2	26.192	87.8	24.187	116.5	1:39.961 (1)	87.63		14:17:12.159
5 -	31.158	98.6	18.446	119.1	26.280	87.7	24.524	112.5	1:40.408	87.24	0.447	14:18:52.567
6 -	31.615	97.1	18.836	115.9	26.369	83.0	24.006	116.9	1:40.826	86.88	0.865	14:20:33.393
7 -	32.021	98.1	18.321	119.6	26.108	84.5	24.378	116.9	1:40.828	86.87	0.867	14:22:14.221
8 -	31.679	98.5	18.837	117.3	26.312	87.1	23.991	114.5	1:40.819	86.88	0.858	14:23:55.040
9 -	31.453	97.5	18.419	120.0	26.562	86.1	24.148	115.9	1:40.582	87.09	0.621	14:25:35.622
10 -	31.625	98.1	18.666	116.7	26.519	87.9	23.979	116.5	1:40.789	86.91	0.828	14:27:16.411
11 -	31.407	96.8	18.482	116.7	26.551	90.9	24.318	114.3	1:40.758	86.93	0.797	14:28:57.169
12 -	31.599	97.1	18.388	118.1	26.444	87.2	24.083	114.9	1:40.514	87.15	0.553	14:30:37.683
13 -	31.598	97.8	18.405	118.5	26.676	84.7	23.983	114.5	1:40.662	87.02	0.701	14:32:18.345
14 -	31.117	97.8	18.403	117.9	26.418	87.7	24.339	114.3	1:40.277 (3)	87.35	0.316	14:33:58.622

P11 96		Rossi BANHAM				Honda - MJL Racing						
IDEAL LAP TIME : 1:39.401		BEST LAP TIME : 1:39.912				DIFFERENCE : 0.511						
LAP	SECTOR 1	SECTOR 2		SECTOR 3		SECTOR 4		LAP TIME	MPH	DIFF	TIME OF DAY	
1 -		97.1	18.587	119.6	26.888	86.4	24.276	117.9	1:48.398	80.81	8.486	14:12:10.606
2 -	32.072	98.6	18.577	119.4	26.503	84.5	23.971	114.9	1:41.123	86.62	1.211	14:13:51.729
3 -	31.676	97.3	18.369	120.4	26.276	84.5	23.871	115.7	1:40.192 (2)	87.43	0.280	14:15:31.921
4 -	31.239	99.8	18.350	120.0	26.412	86.1	24.375	117.7	1:40.376	87.27	0.464	14:17:12.297
5 -	31.191	98.6	18.328	118.1	26.378	84.3	24.393	117.3	1:40.290 (3)	87.34	0.378	14:18:52.587
6 -	31.817	96.4	18.593	117.1	26.529	84.6	24.096	117.1	1:41.035	86.70	1.123	14:20:33.622
7 -	31.342	99.1	18.353	119.6	26.294	83.0	24.571	113.9	1:40.560	87.11	0.648	14:22:14.182
8 -	32.008	99.5	18.651	118.1	26.414	84.8	23.906	116.7	1:40.979	86.74	1.067	14:23:55.161
9 -	31.624	98.5	18.392	120.2	26.470	81.0	24.142	116.9	1:40.628	87.05	0.716	14:25:35.789
10 -	31.669	99.4	18.547	114.9	26.702	86.2	23.996	117.1	1:40.914	86.80	1.002	14:27:16.703
11 -	31.345	98.5	18.333	119.1	26.806	85.9	24.085	114.5	1:40.569	87.10	0.657	14:28:57.272
12 -	31.725	98.9	18.247	119.1	26.554	87.4	23.950	115.1	1:40.476	87.18	0.564	14:30:37.748
13 -	31.913	98.2	18.210	120.0	26.646	84.8	24.314	117.1	1:41.083	86.65	1.171	14:32:18.831
14 -	31.286	98.9	18.208	121.1	26.131	85.3	24.287	116.3	1:39.912 (1)	87.67		14:33:58.743

P12 9		Bailey STUART-CAMPBELL				Honda - Team 151s						
IDEAL LAP TIME : 1:39.808		BEST LAP TIME : 1:40.086				DIFFERENCE : 0.278						
LAP	SECTOR 1	SECTOR 2		SECTOR 3		SECTOR 4		LAP TIME	MPH	DIFF	TIME OF DAY	
1 -		91.9	18.740	122.0	27.397	84.3	24.907	115.7	1:50.285	79.42	10.199	14:12:12.493
2 -	32.901	93.4	19.024	118.1	27.638	84.2	24.967	115.1	1:44.530	83.80	4.444	14:13:57.023
3 -	32.709	97.2	19.131	114.9	28.222	83.2	25.129	114.9	1:45.191	83.27	5.105	14:15:42.214
4 -	33.092	89.1	19.363	119.1	27.618	82.6	24.589	115.1	1:44.662	83.69	4.576	14:17:26.876
5 -	32.791	93.9	18.725	120.0	27.255	84.3	24.734	114.1	1:43.505	84.63	3.419	14:19:10.381
6 -	32.149	97.8	18.458	120.0	26.888	86.7	24.364	113.9	1:41.859	85.99	1.773	14:20:52.240
7 -	31.782	97.6	18.546	118.5	27.020	89.8	24.045	117.3	1:41.393	86.39	1.307	14:22:33.633
8 -	31.996	96.6	18.919	119.6	26.763	84.3	24.457	116.9	1:42.135	85.76	2.049	14:24:15.768
9 -	31.579	97.6	18.188	122.6	26.748	88.4	24.078	116.5	1:40.593	87.08	0.507	14:25:56.361
10 -	31.316	100.6	18.024	122.4	26.469	87.7	24.277	115.9	1:40.086 (1)	87.52		14:27:36.447
11 -	31.477	101.0	18.399	119.6	26.679	87.0	24.277	115.5	1:40.832	86.87	0.746	14:29:17.279
12 -	31.526	99.8	18.257	119.1	26.525	87.2	24.139	116.7	1:40.447 (3)	87.20	0.361	14:30:57.726
13 -	31.663	100.1	18.301	119.8	26.533	88.5	24.003	116.3	1:40.500	87.16	0.414	14:32:38.226
14 -	31.528	100.3	18.266	119.8	26.644	91.1	23.999	116.7	1:40.437 (2)	87.21	0.351	14:34:18.663

Weather / Track : Bright / Dry

Brands Hatch GP
Circuit Length = 2.4332 miles
Start: 14:10 Flag 14:33 End: 14:35



SECTOR 1 = FL to I1, SECTOR 2 = I1 to I2 SECTOR 3 = I2 to I3, SECTOR 4 = I3 to FL, DIFF = Difference To Personal Best Lap, P = Crossed Finish Line in Pit Lane, D = Time Disallowed

P13 53		Kiyano VEIJER				Honda - Microlise Cresswell Racing						
IDEAL LAP TIME : 1:40.149		BEST LAP TIME : 1:40.560				DIFFERENCE : 0.411						
LAP	SECTOR 1	SECTOR 2		SECTOR 3		SECTOR 4		LAP TIME	MPH	DIFF	TIME OF DAY	
1 -		92.6	19.143	117.9	28.020	76.8	24.669	117.7	1:53.795	76.97	13.235	14:12:16.003
2 -	33.432	93.5	18.708	121.5	27.705	77.0	24.539	117.7	1:44.384	83.91	3.824	14:14:00.387
3 -	32.708	93.8	18.679	120.2	27.761	79.4	24.517	116.7	1:43.665	84.50	3.105	14:15:44.052
4 -	32.466	96.4	18.636	122.0	27.443	81.5	24.193	117.7	1:42.738	85.26	2.178	14:17:26.790
5 -	32.208	95.3	18.476	120.9	27.455	81.0	24.333	116.5	1:42.472	85.48	1.912	14:19:09.262
6 -	31.982	98.5	18.453	120.9	27.102	84.3	24.294	116.1	1:41.831	86.02	1.271	14:20:51.093
7 -	32.035	96.2	18.656	120.9	27.358	81.8	24.400	116.1	1:42.449	85.50	1.889	14:22:33.542
8 -	31.984	93.9	18.653	121.7	27.037	83.7	24.165	117.1	1:41.839	86.01	1.279	14:24:15.381
9 -	31.827	96.4	18.279	122.0	27.292	83.6	24.038	118.1	1:41.436	86.35	0.876	14:25:56.817
10 -	31.695	98.9	18.220	123.3	26.848	83.3	23.869	119.6	1:40.632 (3)	87.04	0.072	14:27:37.449
11 -	31.601	98.6	18.388	120.9	26.814	84.6	23.855	118.7	1:40.658	87.02	0.098	14:29:18.107
12 -	31.305	98.9	18.375	121.5	26.832	86.0	24.050	118.1	1:40.562 (2)	87.10	0.002	14:30:58.669
13 -	31.735	98.1	18.269	121.7	26.769	83.3	24.024	116.7	1:40.797	86.90	0.237	14:32:39.466
14 -	31.538	98.5	18.332	120.6	26.807	85.9	23.883	117.9	1:40.560 (1)	87.11		14:34:20.026

P14 66		Rossi DOBSON				Honda - WM Racing						
IDEAL LAP TIME : 1:41.509		BEST LAP TIME : 1:41.517				DIFFERENCE : 0.008						
LAP	SECTOR 1	SECTOR 2		SECTOR 3		SECTOR 4		LAP TIME	MPH	DIFF	TIME OF DAY	
1 -		94.7	19.035	120.2	27.583	82.9	24.726	115.7	1:50.808	79.05	9.291	14:12:13.016
2 -	32.507	93.9	18.885	118.7	27.297	83.5	24.825	114.9	1:43.514	84.62	1.997	14:13:56.530
3 -	32.315	92.3	18.779	118.7	27.055	82.8	24.708	114.7	1:42.857	85.16	1.340	14:15:39.387
4 -	32.335	95.3	18.678	118.1	26.995	82.3	24.746	114.1	1:42.754	85.25	1.237	14:17:22.141
5 -	32.224	95.3	18.793	117.5	27.015	81.8	24.780	113.9	1:42.812	85.20	1.295	14:19:04.953
6 -	32.121	96.2	18.683	117.7	27.001	81.9	24.785	113.7	1:42.590	85.38	1.073	14:20:47.543
7 -	32.259	94.7	18.838	117.3	27.043	81.3	24.579	114.3	1:42.719	85.27	1.202	14:22:30.262
8 -	32.044	96.9	18.804	117.3	26.726	83.2	24.490	114.3	1:42.064	85.82	0.547	14:24:12.326
9 -	31.996	96.4	18.528	118.3	26.885	83.8	24.842	113.7	1:42.251	85.66	0.734	14:25:54.577
10 -	32.036	96.6	18.613	117.7	27.103	82.0	24.587	114.5	1:42.339	85.59	0.822	14:27:36.916
11 -	31.911	96.6	18.692	118.1	26.850	81.4	24.576	115.3	1:42.029 (3)	85.85	0.512	14:29:18.945
12 -	31.804	97.3	18.536	118.1	26.709	84.5	24.468	114.7	1:41.517 (1)	86.28		14:31:00.462
13 -	31.880	96.2	18.581	117.7	26.745	84.9	24.529	114.7	1:41.735 (2)	86.10	0.218	14:32:42.197
14 -	31.882	95.3	18.735	117.3	26.888	82.1	24.586	113.9	1:42.091	85.80	0.574	14:34:24.288

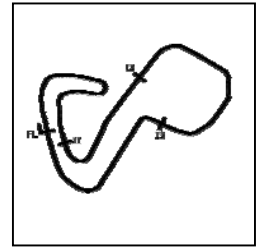
P15 23		Rhys STEPHENSON				Honda - Rocket Racing						
IDEAL LAP TIME : 1:41.380		BEST LAP TIME : 1:41.561				DIFFERENCE : 0.181						
LAP	SECTOR 1	SECTOR 2		SECTOR 3		SECTOR 4		LAP TIME	MPH	DIFF	TIME OF DAY	
1 -		89.9	19.205	116.7	27.917	80.1	24.716	115.3	1:52.996	77.52	11.435	14:12:15.204
2 -	32.370	94.9	19.188	117.1	27.621	79.6	24.729	113.3	1:43.908	84.30	2.347	14:13:59.112
3 -	32.242	94.5	18.993	117.1	27.295	81.3	24.751	115.3	1:43.281	84.81	1.720	14:15:42.393
4 -	32.793	95.4	18.957	116.1	27.572	81.8	24.511	113.1	1:43.833	84.36	2.272	14:17:26.226
5 -	32.151	94.2	18.836	116.5	27.525	84.6	24.591	113.3	1:43.103	84.96	1.542	14:19:09.329
6 -	32.129	96.9	18.930	117.3	27.062	87.2	24.463	112.9	1:42.584	85.39	1.023	14:20:51.913
7 -	31.808	96.0	18.904	116.1	27.279	86.8	24.412	113.9	1:42.403	85.54	0.842	14:22:34.316
8 -	31.784	95.3	18.630	118.7	26.937	82.5	24.210	116.7	1:41.561 (1)	86.25		14:24:15.877
9 -	31.716	96.2	18.878	118.1	26.837	84.9	24.338	113.9	1:41.769 (2)	86.07	0.208	14:25:57.646
10 -	31.838	96.9	18.819	115.7	27.194	86.2	24.389	113.9	1:42.240	85.67	0.679	14:27:39.886
11 -	31.887	97.2	18.738	117.1	27.223	85.2	24.408	112.9	1:42.256	85.66	0.695	14:29:22.142
12 -	31.976	96.5	18.857	116.5	27.275	85.1	24.662	112.7	1:42.770	85.23	1.209	14:31:04.912
13 -	32.076	96.8	18.724	116.7	26.969	85.9	24.211	113.3	1:41.980 (3)	85.89	0.419	14:32:46.892
14 -	32.103	93.7	18.706	117.7	26.991	86.2	24.197	114.5	1:41.997	85.88	0.436	14:34:28.889

MCRCB BULLETIN TK182

2021 Bennetts British Superbike Championship - Round 3

2021 Honda British Talent Cup

RACE 1 - SECTOR ANALYSIS



SECTOR 1 = FL to I1, SECTOR 2 = I1 to I2 SECTOR 3 = I2 to I3, SECTOR 4 = I3 to FL, DIFF = Difference To Personal Best Lap, P = Crossed Finish Line in Pit Lane, D = Time Disallowed

P16 29		Lucas BROWN						Honda - Amphibian Scaffolding / SP125 Racing				
IDEAL LAP TIME : 1:41.576		BEST LAP TIME : 1:41.995						DIFFERENCE : 0.419				
LAP	SECTOR 1	SECTOR 2		SECTOR 3		SECTOR 4		LAP TIME	MPH	DIFF	TIME OF DAY	
1 -		97.1	18.771	116.5	27.103	84.4	24.346	115.7	1:48.294	80.88	6.299	14:12:10.502
2 -	32.470	98.6	18.759	121.1	27.080	85.3	24.435	116.5	1:42.744	85.25	0.749	14:13:53.246
3 -	31.806	98.1	18.592	118.9	27.037	83.7	24.560	114.9	1:41.995 (1)	85.88		14:15:35.241
4 -	31.938	98.6	18.706	118.5	27.017	85.4	24.392	113.5	1:42.053 (2)	85.83	0.058	14:17:17.294
5 -	32.186	97.2	18.815	117.3	27.394	80.9	24.776	112.7	1:43.171	84.90	1.176	14:19:00.465
6 -	32.158	97.3	18.909	116.5	27.462	81.4	24.585	111.6	1:43.114	84.95	1.119	14:20:43.579
7 -	32.648	96.8	18.943	116.5	27.440	83.9	24.766	110.9	1:43.797	84.39	1.802	14:22:27.376
8 -	32.362	97.1	18.816	116.5	27.618	82.3	24.676	112.2	1:43.472	84.65	1.477	14:24:10.848
9 -	32.511	96.2	18.946	116.1	27.436	82.4	24.993	111.8	1:43.886	84.32	1.891	14:25:54.734
10 -	32.318	97.6	18.744	117.5	27.241	85.4	24.292	113.9	1:42.595	85.38	0.600	14:27:37.329
11 -	32.055	99.2	18.591	118.5	26.887	88.8	24.793	114.1	1:42.326 (3)	85.60	0.331	14:29:19.655
12 -	32.052	97.8	18.841	117.5	27.317	84.8	24.642	113.1	1:42.852	85.16	0.857	14:31:02.507
13 -	32.425	97.2	18.772	115.9	27.483	86.8	24.658	112.7	1:43.338	84.76	1.343	14:32:45.845
14 -	32.269	96.2	18.932	116.9	27.412	83.0	24.507	116.1	1:43.120	84.94	1.125	14:34:28.965

P17 41		Luca HOPKINS						Honda - Wilson Racing				
IDEAL LAP TIME : 1:41.681		BEST LAP TIME : 1:41.700						DIFFERENCE : 0.019				
LAP	SECTOR 1	SECTOR 2		SECTOR 3		SECTOR 4		LAP TIME	MPH	DIFF	TIME OF DAY	
1 -		89.0	19.663	114.7	28.394	79.0	24.638	115.9	1:54.190	76.71	12.490	14:12:16.398
2 -	33.411	90.9	19.444	119.4	27.462	81.2	24.516	116.3	1:44.833	83.55	3.133	14:14:01.231
3 -	32.683	94.1	19.016	120.0	27.709	78.2	24.760	115.5	1:44.168	84.09	2.468	14:15:45.399
4 -	32.740	90.3	18.937	120.4	27.611	77.6	24.761	113.7	1:44.049	84.18	2.349	14:17:29.448
5 -	32.439	96.6	18.889	117.9	27.060	79.9	24.348	114.3	1:42.736	85.26	1.036	14:19:12.184
6 -	31.801	96.1	18.717	118.9	26.827	80.6	24.355	114.7	1:41.700 (1)	86.13		14:20:53.884
7 -	32.494	95.4	18.798	118.5	27.042	80.6	24.449	112.9	1:42.783	85.22	1.083	14:22:36.667
8 -	32.084	95.3	18.705	118.1	27.110	80.5	24.526	112.9	1:42.425	85.52	0.725	14:24:19.092
9 -	31.910	93.0	18.842	117.9	26.863	84.0	24.449	113.5	1:42.064 (2)	85.82	0.364	14:26:01.156
10 -	32.322	91.8	18.937	117.5	27.265	81.7	24.488	112.2	1:43.012	85.03	1.312	14:27:44.168
11 -	31.944	95.0	18.773	117.9	26.977	81.0	24.411	112.4	1:42.105 (3)	85.79	0.405	14:29:26.273
12 -	31.988	94.3	19.092	117.1	26.873	81.3	24.488	113.7	1:42.441	85.51	0.741	14:31:08.714
13 -	32.080	93.3	18.759	118.1	27.016	81.4	24.520	112.9	1:42.375	85.56	0.675	14:32:51.089
14 -	31.948	94.5	18.924	117.9	26.896	83.6	24.683	113.9	1:42.451	85.50	0.751	14:34:33.540

P18 14		Evan PENDRILL						Honda - EPRacing / SP125 Racing				
IDEAL LAP TIME : 1:41.764		BEST LAP TIME : 1:41.999						DIFFERENCE : 0.235				
LAP	SECTOR 1	SECTOR 2		SECTOR 3		SECTOR 4		LAP TIME	MPH	DIFF	TIME OF DAY	
1 -		91.3	18.893	118.1	27.607	79.7	24.569	114.3	1:51.145	78.81	9.146	14:12:13.353
2 -	32.382	92.6	19.024	116.3	27.699	80.5	24.715	113.1	1:43.820	84.37	1.821	14:13:57.173
3 -	32.686	93.7	19.168	114.3	28.234	79.6	25.094	113.5	1:45.182	83.28	3.183	14:15:42.355
4 -	32.845	93.5	19.344	113.7	27.575	80.7	24.569	111.2	1:44.333	83.96	2.334	14:17:26.688
5 -	32.540	94.5	18.958	114.1	27.439	79.4	24.954	111.8	1:43.891	84.31	1.892	14:19:10.579
6 -	32.370	95.4	18.822	113.9	27.280	81.3	24.706	110.3	1:43.178	84.90	1.179	14:20:53.757
7 -	32.729	93.9	19.035	113.9	27.354	81.4	24.689	110.5	1:43.807	84.38	1.808	14:22:37.564
8 -	32.068	95.3	18.846	113.1	27.143	81.1	24.537	110.7	1:42.594	85.38	0.595	14:24:20.158
9 -	31.917	95.3	18.765	113.5	26.991	82.1	24.486	110.9	1:42.159 (3)	85.74	0.160	14:26:02.317
10 -	31.931	95.5	18.678	113.7	27.117	82.2	24.658	110.5	1:42.384	85.55	0.385	14:27:44.701
11 -	31.689	96.2	18.719	115.1	27.085	81.4	24.550	110.7	1:42.043 (2)	85.84	0.044	14:29:26.744
12 -	31.939	95.0	18.874	115.5	27.083	80.8	24.598	110.3	1:42.494	85.46	0.495	14:31:09.238
13 -	31.897	95.1	18.640	115.7	26.972	80.3	24.490	112.4	1:41.999 (1)	85.88		14:32:51.237
14 -	31.926	95.4	18.957	114.9	27.060	81.3	24.463	112.2	1:42.406	85.54	0.407	14:34:33.643

Weather / Track : Bright / Dry

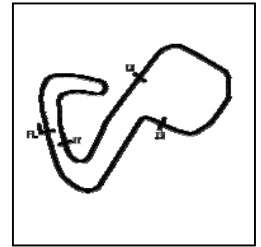
Brands Hatch GP
Circuit Length = 2.4332 miles
Start: 14:10 Flag 14:33 End: 14:35

MCRCB BULLETIN TK182

2021 Bennetts British Superbike Championship - Round 3

2021 Honda British Talent Cup

RACE 1 - SECTOR ANALYSIS



SECTOR 1 = FL to I1, SECTOR 2 = I1 to I2 SECTOR 3 = I2 to I3, SECTOR 4 = I3 to FL, DIFF = Difference To Personal Best Lap, P = Crossed Finish Line in Pit Lane, D = Time Disallowed

P19 8		Ross MOORE				Honda - B Moore Honda						
IDEAL LAP TIME : 1:42.253		BEST LAP TIME : 1:42.576				DIFFERENCE : 0.323						
LAP	SECTOR 1	SECTOR 2	SECTOR 3	SECTOR 4	LAP TIME	MPH	DIFF	TIME OF DAY				
1 -		93.8	19.292	121.1	28.134	79.2	24.691	117.9	1:53.597	77.11	11.021	14:12:15.805
2 -	33.797	91.8	19.013	120.9	27.815	79.3	24.474	117.3	1:45.099	83.34	2.523	14:14:00.904
3 -	32.846	94.9	18.948	119.1	27.815	81.4	24.670	116.1	1:44.279	84.00	1.703	14:15:45.183
4 -	32.719	91.8	18.965	120.4	27.673	78.6	24.863	115.9	1:44.220	84.05	1.644	14:17:29.403
5 -	32.950	96.4	18.948	120.9	27.618	82.0	24.607	116.3	1:44.123	84.12	1.547	14:19:13.526
6 -	32.722	95.1	19.122	118.7	27.996	79.0	24.872	115.1	1:44.712	83.65	2.136	14:20:58.238
7 -	32.935	97.1	18.909	120.2	27.477	84.9	24.994	115.7	1:44.315	83.97	1.739	14:22:42.553
8 -	32.586	97.1	18.885	120.0	27.625	84.2	25.272	116.1	1:44.368	83.93	1.792	14:24:26.921
9 -	32.595	97.2	19.100	119.4	27.824	81.3	24.552	116.1	1:44.071	84.17	1.495	14:26:10.992
10 -	32.690	96.6	18.757	119.1	27.423	77.5	24.672	116.1	1:43.542	84.60	0.966	14:27:54.534
11 -	32.139	97.5	19.075	119.8	27.277	81.3	24.610	115.9	1:43.101 (2)	84.96	0.525	14:29:37.635
12 -	32.221	97.1	18.822	120.6	26.987	85.1	24.546	117.1	1:42.576 (1)	85.39		14:31:20.211
13 -	32.790	97.8	18.694	117.7	27.813	84.2	24.801	112.0	1:44.098	84.14	1.522	14:33:04.309
14 -	32.707	93.2	18.653	118.7	27.299	85.5	24.677	115.9	1:43.336 (3)	84.77	0.760	14:34:47.645

P20 44		Lucas HILL				Honda - Ashcourt Racing						
IDEAL LAP TIME : 1:42.750		BEST LAP TIME : 1:43.128				DIFFERENCE : 0.378						
LAP	SECTOR 1	SECTOR 2	SECTOR 3	SECTOR 4	LAP TIME	MPH	DIFF	TIME OF DAY				
1 -		94.2	19.374	119.1	28.503	80.3	25.017	114.1	1:55.019	76.15	11.891	14:12:17.227
2 -	33.126	97.6	18.949	118.5	28.239	78.2	24.761	114.9	1:45.075	83.36	1.947	14:14:02.302
3 -	32.886	97.1	19.039	118.1	27.796	79.8	24.747	113.5	1:44.468	83.85	1.340	14:15:46.770
4 -	32.643	97.3	19.000	117.1	27.838	81.8	24.540	113.9	1:44.021	84.21	0.893	14:17:30.791
5 -	32.489	97.9	18.896	117.7	27.434	80.8	24.600	113.5	1:43.419	84.70	0.291	14:19:14.210
6 -	32.173	98.3	19.005	115.1	28.251	78.3	24.839	112.0	1:44.268	84.01	1.140	14:20:58.478
7 -	32.259	94.2	18.894	117.5	27.569	82.1	24.695	111.2	1:43.417 (3)	84.70	0.289	14:22:41.895
8 -	32.320	96.1	19.043	115.7	27.442	83.7	24.651	111.8	1:43.456	84.67	0.328	14:24:25.351
9 -	32.217	96.4	18.861	117.5	27.330	85.0	24.720	111.6	1:43.128 (1)	84.94		14:26:08.479
10 -	32.274	96.4	18.865	116.5	27.467	85.1	24.707	111.2	1:43.313 (2)	84.78	0.185	14:27:51.792
11 -	32.613	96.6	19.193	115.9	27.300	86.0	24.808	111.2	1:43.914	84.29	0.786	14:29:35.706
12 -	32.670	95.8	18.967	115.9	27.582	82.6	24.857	111.4	1:44.076	84.16	0.948	14:31:19.782
13 -	32.773	96.0	18.835	116.3	27.861	82.9	24.927	111.4	1:44.396	83.90	1.268	14:33:04.178
14 -	32.575	95.4	19.030	116.7	27.555	84.5	24.442	112.4	1:43.602	84.55	0.474	14:34:47.780

P21 69		Eli BANISH				Honda - Team Thornycroft Racing						
IDEAL LAP TIME : 1:42.747		BEST LAP TIME : 1:42.794				DIFFERENCE : 0.047						
LAP	SECTOR 1	SECTOR 2	SECTOR 3	SECTOR 4	LAP TIME	MPH	DIFF	TIME OF DAY				
1 -		90.0	19.364	116.3	27.828	78.3	25.057	113.7	1:52.754	77.68	9.960	14:12:14.962
2 -	32.989	92.3	19.003	112.9	27.725	78.2	24.867	113.7	1:44.584	83.75	1.790	14:13:59.546
3 -	33.590	90.4	19.337	115.9	27.782	81.1	25.034	112.9	1:45.743	82.84	2.949	14:15:45.289
4 -	33.101	90.8	19.058	117.5	27.738	76.6	25.079	112.7	1:44.976	83.44	2.182	14:17:30.265
5 -	32.864	93.3	19.099	110.5	27.778	81.8	24.932	114.1	1:44.673	83.68	1.879	14:19:14.938
6 -	32.977	92.6	19.045	117.5	27.701	82.1	25.210	112.2	1:44.933	83.48	2.139	14:20:59.871
7 -	32.792	93.5	19.152	115.7	27.392	82.8	25.071	112.7	1:44.407	83.90	1.613	14:22:44.278
8 -	32.686	94.1	18.841	116.5	27.302	83.3	24.801	113.9	1:43.630	84.52	0.836	14:24:27.908
9 -	32.485	93.8	18.893	116.1	27.392	76.8	24.703	113.7	1:43.473 (3)	84.65	0.679	14:26:11.381
10 -	32.530	92.9	18.994	116.3	27.328	81.1	24.740	113.1	1:43.592	84.56	0.798	14:27:54.973
11 -	32.294	95.8	18.791	116.7	27.173	78.1	24.536	115.5	1:42.794 (1)	85.21		14:29:37.767
12 -	32.412	93.3	18.955	117.1	27.140	81.8	24.601	112.5	1:43.108 (2)	84.95	0.314	14:31:20.875
13 -	32.351	95.3	18.858	116.9	27.672	73.9	24.818	114.5	1:43.699	84.47	0.905	14:33:04.574
14 -	32.768	93.7	18.777	115.3	27.359	78.1	24.704	111.6	1:43.608	84.54	0.814	14:34:48.182

Weather / Track : Bright / Dry

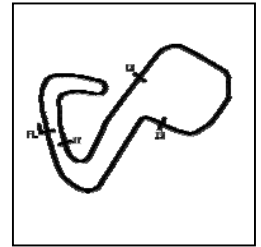
Brands Hatch GP
Circuit Length = 2.4332 miles
Start: 14:10 Flag 14:33 End: 14:35

MCRCB BULLETIN TK182

2021 Bennetts British Superbike Championship - Round 3

2021 Honda British Talent Cup

RACE 1 - SECTOR ANALYSIS



SECTOR 1 = FL to I1, SECTOR 2 = I1 to I2 SECTOR 3 = I2 to I3, SECTOR 4 = I3 to FL, DIFF = Difference To Personal Best Lap, P = Crossed Finish Line in Pit Lane, D = Time Disallowed

P22 79		Harley McCABE						Honda - MLav VisionTrack Academy				
IDEAL LAP TIME : 1:43.317		BEST LAP TIME : 1:43.752						DIFFERENCE : 0.435				
LAP	SECTOR 1	SECTOR 2		SECTOR 3		SECTOR 4		LAP TIME	MPH	DIFF	TIME OF DAY	
1 -		86.8	19.485	120.0	28.616	80.1	24.889	118.3	1:55.253	76.00	11.501	14:12:17.461
2 -	33.511	94.5	18.992	122.4	28.016	79.9	24.725	118.1	1:45.244	83.23	1.492	14:14:02.705
3 -	33.051	91.5	18.840	118.7	28.196	79.3	24.638	118.7	1:44.725	83.64	0.973	14:15:47.430
4 -	33.529	94.7	18.872	122.0	27.571	83.3	24.569	118.5	1:44.541	83.79	0.789	14:17:31.971
5 -	32.622	96.6	18.919	122.0	27.804	81.0	24.804	116.5	1:44.149 (3)	84.10	0.397	14:19:16.120
6 -	32.822	94.7	19.104	120.0	28.059	79.0	25.115	115.7	1:45.100	83.34	1.348	14:21:01.220
7 -	32.896	96.2	19.080	120.9	27.677	83.9	24.552	116.5	1:44.205	84.06	0.453	14:22:45.425
8 -	32.580	95.8	19.046	121.7	27.612	83.9	24.514	117.1	1:43.752 (1)	84.43		14:24:29.177
9 -	32.765	96.4	19.020	122.2	27.581	83.6	24.844	115.5	1:44.210	84.05	0.458	14:26:13.387
10 -	32.778	94.3	19.191	121.3	27.551	84.4	24.700	116.7	1:44.220	84.05	0.468	14:27:57.607
11 -	32.656	96.5	19.012	121.1	27.808	83.5	24.817	116.5	1:44.293	83.99	0.541	14:29:41.900
12 -	32.561	95.5	19.087	120.9	27.739	80.6	24.875	116.5	1:44.262	84.01	0.510	14:31:26.162
13 -	32.670	97.3	19.084	121.1	27.659	83.7	24.797	116.1	1:44.210	84.05	0.458	14:33:10.372
14 -	32.412	95.4	19.183	120.4	27.734	83.5	24.746	116.7	1:44.075 (2)	84.16	0.323	14:34:54.447

P23 12		Josh BANNISTER						Honda - Dunsley Heat Racing				
IDEAL LAP TIME : 1:43.563		BEST LAP TIME : 1:44.225						DIFFERENCE : 0.662				
LAP	SECTOR 1	SECTOR 2		SECTOR 3		SECTOR 4		LAP TIME	MPH	DIFF	TIME OF DAY	
1 -		86.9	19.634	117.5	28.443	82.5	25.708	113.7	1:57.106	74.80	12.881	14:12:19.314
2 -	33.822	91.1	19.375	115.1	28.137	77.7	25.367	111.8	1:46.701	82.09	2.476	14:14:06.015
3 -	33.148	90.9	18.971	117.1	27.870	81.9	25.384	111.2	1:45.373	83.13	1.148	14:15:51.388
4 -	33.331	86.4	19.174	117.5	28.250	79.6	25.250	112.2	1:46.005	82.63	1.780	14:17:37.393
5 -	33.418	89.4	19.189	116.9	28.010	78.0	25.188	111.1	1:45.805	82.79	1.580	14:19:23.198
6 -	32.928	89.8	19.091	116.3	27.295	80.4	24.911	112.2	1:44.225 (1)	84.04		14:21:07.423
7 -	33.191	87.0	19.732	115.5	27.449	82.8	24.846	112.9	1:45.218	83.25	0.993	14:22:52.641
8 -	32.758	93.3	19.208	116.3	27.289	81.8	25.143	111.6	1:44.398 (3)	83.90	0.173	14:24:37.039
9 -	33.415	92.9	19.144	115.7	27.220	82.7	24.742	112.9	1:44.521	83.80	0.296	14:26:21.560
10 -	32.703	93.4	18.898	116.1	27.774	83.0	24.891	111.6	1:44.266 (2)	84.01	0.041	14:28:05.826
11 -	33.557	93.5	19.540	113.9	27.559	83.5	25.185	111.6	1:45.841	82.76	1.616	14:29:51.667
12 -	32.746	91.6	19.338	113.5	27.542	81.3	24.926	110.3	1:44.552	83.78	0.327	14:31:36.219
13 -	33.010	92.1	19.341	114.9	27.355	82.8	24.774	111.1	1:44.480	83.84	0.255	14:33:20.699
14 -	33.178	93.5	19.654	112.0	27.563	84.2	25.241	110.5	1:45.636	82.92	1.411	14:35:06.335

P24 61		Harrison MACKAY						Honda - True Heros Racing / Super Soco				
IDEAL LAP TIME : 1:43.919		BEST LAP TIME : 1:44.180						DIFFERENCE : 0.261				
LAP	SECTOR 1	SECTOR 2		SECTOR 3		SECTOR 4		LAP TIME	MPH	DIFF	TIME OF DAY	
1 -		83.5	19.437	114.5	28.927	82.6	25.438	116.9	1:56.360	75.28	12.180	14:12:18.568
2 -	34.011	90.5	19.239	118.9	28.517	82.2	25.296	116.1	1:47.063	81.81	2.883	14:14:05.631
3 -	32.926	93.5	18.915	118.3	28.289	79.2	25.324	115.1	1:45.454	83.06	1.274	14:15:51.085
4 -	33.266	93.4	18.987	118.1	28.498	83.3	25.210	115.3	1:45.961	82.67	1.781	14:17:37.046
5 -	33.493	93.4	18.958	117.5	28.371	83.3	25.066	115.1	1:45.888	82.72	1.708	14:19:22.934
6 -	32.725	94.6	18.839	118.9	27.729	79.6	24.887	116.3	1:44.180 (1)	84.08		14:21:07.114
7 -	33.505	94.2	18.955	118.1	27.887	81.4	24.778	115.5	1:45.125 (3)	83.32	0.945	14:22:52.239
8 -	32.757	96.4	18.687	115.9	28.075	81.0	25.172	113.9	1:44.691 (2)	83.67	0.511	14:24:36.930
9 -	34.331	86.3	19.276	109.4	28.303	81.0	25.492	112.7	1:47.402	81.56	3.222	14:26:24.332
10 -	33.414	91.4	19.347	114.7	28.745	80.2	25.957	112.2	1:47.463	81.51	3.283	14:28:11.795
11 -	33.909	88.7	19.634	112.4	29.037	79.7	25.607	113.3	1:48.187	80.96	4.007	14:29:59.982
12 -	33.590	90.9	19.114	117.7	28.438	82.8	25.514	112.9	1:46.656	82.13	2.476	14:31:46.638
13 -	33.315	92.0	19.096	117.1	28.757	85.8	25.567	113.7	1:46.735	82.07	2.555	14:33:33.373
14 -	33.545	92.4	19.237	116.1	28.538	81.8	25.679	112.4	1:46.999	81.86	2.819	14:35:20.372

Weather / Track : Bright / Dry

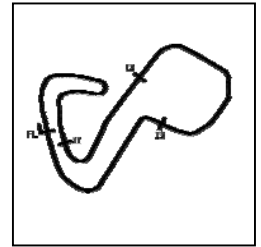
Brands Hatch GP
Circuit Length = 2.4332 miles
Start: 14:10 Flag 14:33 End: 14:35

MCRCB BULLETIN TK182

2021 Bennetts British Superbike Championship - Round 3

2021 Honda British Talent Cup

RACE 1 - SECTOR ANALYSIS



SECTOR 1 = FL to I1, SECTOR 2 = I1 to I2 SECTOR 3 = I2 to I3, SECTOR 4 = I3 to FL, DIFF = Difference To Personal Best Lap, P = Crossed Finish Line in Pit Lane, D = Time Disallowed

P25 51		Holly HARRIS				Honda - MJL Racing						
IDEAL LAP TIME : 1:45.585		BEST LAP TIME : 1:45.847				DIFFERENCE : 0.262						
LAP	SECTOR 1	SECTOR 2		SECTOR 3		SECTOR 4		LAP TIME	MPH	DIFF	TIME OF DAY	
1 -		87.8	20.006	111.6	29.250	81.0	25.322	115.9	1:57.649	74.45	11.802	14:12:19.857
2 -	33.716	95.1	19.163	114.1	29.290	80.3	25.082	116.5	1:47.251	81.67	1.404	14:14:07.108
3 -	33.185	89.3	19.172	116.7	29.107	75.8	25.124	115.7	1:46.588	82.18	0.741	14:15:53.696
4 -	33.524	92.4	19.171	113.7	29.435	78.1	25.412	115.1	1:47.542	81.45	1.695	14:17:41.238
5 -	33.420	96.9	19.040	119.1	29.294	82.3	25.218	114.5	1:46.972	81.88	1.125	14:19:28.210
6 -	33.123	95.0	19.115	114.5	29.322	78.3	25.373	114.1	1:46.933	81.91	1.086	14:21:15.143
7 -	32.783	93.0	18.979	117.3	29.000	81.3	25.085	114.7	1:45.847 (1)	82.75		14:23:00.990
8 -	33.266	95.4	19.080	116.3	29.189	77.2	25.275	114.7	1:46.810	82.01	0.963	14:24:47.800
9 -	33.068	97.6	19.010	114.3	29.540	78.5	25.269	113.7	1:46.887	81.95	1.040	14:26:34.687
10 -	33.107	95.0	18.981	112.9	29.013	79.5	24.965	114.3	1:46.066 (3)	82.58	0.219	14:28:20.753
11 -	32.987	95.0	18.998	115.5	29.120	80.4	25.133	114.9	1:46.238	82.45	0.391	14:30:06.991
12 -	33.149	93.8	19.001	112.9	28.882	79.7	25.001	113.7	1:46.033 (2)	82.61	0.186	14:31:53.024
13 -	32.918	95.1	18.955	118.1	29.138	76.5	25.419	113.3	1:46.430	82.30	0.583	14:33:39.454

P26 22		Anthony EAGLE				Honda - Microlise Cresswell Racing						
IDEAL LAP TIME : 1:44.015		BEST LAP TIME : 1:44.415				DIFFERENCE : 0.400						
LAP	SECTOR 1	SECTOR 2		SECTOR 3		SECTOR 4		LAP TIME	MPH	DIFF	TIME OF DAY	
1 -		89.2	19.333	118.7	28.640	78.1	25.565	113.9	1:56.590	75.13	12.175	14:12:18.798
2 -	33.934	92.5	19.533	116.9	28.192	79.6	25.455	112.5	1:47.114	81.78	2.699	14:14:05.912
3 -	32.884	95.1	19.214	116.1	27.719	81.8	25.574	112.2	1:45.391	83.11	0.976	14:15:51.303
4 -	33.197	95.0	19.063	117.1	28.374	81.8	25.294	112.7	1:45.928	82.69	1.513	14:17:37.231
5 -	33.043	95.7	19.161	114.1	27.689	81.4	25.014	110.1	1:44.907	83.50	0.492	14:19:22.138
6 -	32.831	95.3	19.100	112.9	27.690	80.4	25.035	109.2	1:44.656 (2)	83.70	0.241	14:21:06.794
7 -	32.822	95.1	19.108	113.1	27.490	80.0	24.995	109.8	1:44.415 (1)	83.89		14:22:51.209
8 -	33.164	94.5	19.191	112.9	27.447	81.0	25.211	108.7	1:45.013	83.41	0.598	14:24:36.222
9 -	33.101	95.3	19.059	113.5	27.840	79.1	25.147	109.6	1:45.147	83.31	0.732	14:26:21.369
10 -	32.585	95.5	19.186	113.5	27.972	80.1	24.989	111.4	1:44.732 (3)	83.64	0.317	14:28:06.101

P27 2		Rhys COATES				Honda - Ernie Coates Race Support / SP125 Racing						
IDEAL LAP TIME : 1:43.747		BEST LAP TIME : 1:43.967				DIFFERENCE : 0.220						
LAP	SECTOR 1	SECTOR 2		SECTOR 3		SECTOR 4		LAP TIME	MPH	DIFF	TIME OF DAY	
1 -		89.5	19.178	119.6	27.827	78.0	25.393	114.5	1:53.429	77.22	9.462	14:12:15.637
2 -	34.268	93.9	19.258	119.4	27.756	79.2	24.920	114.7	1:46.202	82.48	2.235	14:14:01.839
3 -	33.632	90.0	19.032	118.1	27.811	80.5	24.997	113.7	1:45.472	83.05	1.505	14:15:47.311
4 -	34.219	87.8	18.911	117.7	27.313	81.4	24.984	113.7	1:45.427	83.08	1.460	14:17:32.738
5 -	32.959	88.6	18.989	117.5	27.206	84.3	24.813	113.3	1:43.967 (1)	84.25		14:19:16.705
6 -	32.915	91.4	18.821	118.9	27.675	84.6	25.217	111.4	1:44.628 (2)	83.72	0.661	14:21:01.333
7 -	33.645	89.3	18.947	117.3	27.317	83.4	24.805	112.5	1:44.714 (3)	83.65	0.747	14:22:46.047

Weather / Track : Bright / Dry

Brands Hatch GP
Circuit Length = 2.4332 miles
Start: 14:10 Flag 14:33 End: 14:35

MCRCB BULLETIN TK184**2021 Bennetts British Superbike Championship - Round 3****2021 Honda British Talent Cup****RACE 1 - BEST SPEEDS**

POS	INTERMEDIATE 1			INTERMEDIATE 2			INTERMEDIATE 3			FINISH LINE		
	NO	NAME	MPH	NO	NAME	MPH	NO	NAME	MPH	NO	NAME	MPH
1	57	GARNESS	104.0	53	VEIJER	123.3	34	COOK	92.9	57	GARNESS	121.7
2	4	MOUNSEY	101.5	48	WALKER	123.1	9	STUART-CAMPBELL	91.1	43	HITCHCOCK	119.6
3	34	COOK	101.0	74	BROWN	122.6	74	BROWN	90.9	53	VEIJER	119.6
4	9	STUART-CAMPBELL	101.0	57	GARNESS	122.6	15	CROSBY	90.9	24	BUCHANAN	119.1
5	74	BROWN	100.7	9	STUART-CAMPBELL	122.6	57	GARNESS	90.8	48	WALKER	119.1
6	43	HITCHCOCK	100.7	43	HITCHCOCK	122.4	24	BUCHANAN	90.5	74	BROWN	118.7
7	52	BELFORD	100.4	79	McCABE	122.4	52	BELFORD	89.8	79	McCABE	118.7
8	24	BUCHANAN	99.8	24	BUCHANAN	122.2	7	LYONS	89.4	7	LYONS	118.5
9	96	BANHAM	99.8	4	MOUNSEY	122.2	4	MOUNSEY	89.3	52	BELFORD	118.3
10	7	LYONS	99.5	52	BELFORD	122.0	29	BROWN	88.8	34	COOK	118.3
11	15	CROSBY	99.5	7	LYONS	121.7	96	BANHAM	87.4	4	MOUNSEY	118.3
12	29	BROWN	99.2	96	BANHAM	121.1	43	HITCHCOCK	87.2	96	BANHAM	117.9
13	48	WALKER	98.9	29	BROWN	121.1	23	STEPHENSON	87.2	8	MOORE	117.9
14	53	VEIJER	98.9	8	MOORE	121.1	53	VEIJER	86.0	15	CROSBY	117.5
15	44	HILL	98.3	41	HOPKINS	120.4	44	HILL	86.0	9	STUART-CAMPBELL	117.3
16	8	MOORE	97.8	15	CROSBY	120.2	48	WALKER	85.9	61	MACKAY	116.9
17	51	HARRIS	97.6	66	DOBSON	120.2	61	MACKAY	85.8	23	STEPHENSON	116.7
18	66	DOBSON	97.3	34	COOK	119.6	8	MOORE	85.5	29	BROWN	116.5
19	79	McCABE	97.3	2	COATES	119.6	66	DOBSON	84.9	51	HARRIS	116.5
20	23	STEPHENSON	97.2	44	HILL	119.1	2	COATES	84.6	41	HOPKINS	116.3
21	41	HOPKINS	96.6	51	HARRIS	119.1	79	McCABE	84.4	66	DOBSON	115.7
22	61	MACKAY	96.4	61	MACKAY	118.9	12	BANNISTER	84.2	69	BANISH	115.5
23	14	PENDRILL	96.2	23	STEPHENSON	118.7	41	HOPKINS	84.0	44	HILL	114.9
24	22	EAGLE	96.2	22	EAGLE	118.7	69	BANISH	83.3	2	COATES	114.7
25	69	BANISH	95.8	14	PENDRILL	118.1	51	HARRIS	82.3	14	PENDRILL	114.3
26	2	COATES	93.9	69	BANISH	117.5	14	PENDRILL	82.2	22	EAGLE	113.9
27	12	BANNISTER	93.5	12	BANNISTER	117.5	22	EAGLE	81.8	12	BANNISTER	113.7
28												

Weather / Track : Bright / Dry

Brands Hatch GP

Circuit Length = 2.4332 miles

Start: 14:10 Flag 14:33 End: 14:35

Results can be found at www.tsl-timing.com

Printed - 14:40 Saturday, 24 July 2021

MCRCB BULLETIN TK185**2021 Bennetts British Superbike Championship - Round 3****2021 Honda British Talent Cup****RACE 1 - FASTEST LAP CLASSIFICATION**

POS	RACE POS	NO	NAME	NAT	ENTRY	BEST	ON
1	3	34	James COOK	GBR	Honda - Wilson Racing	1:38.520	11
2	4	43	Ryan HITCHCOCK	GBR	Honda - Wilson Racing	1:38.594	5
3	1	74	Carter BROWN	GBR	Honda - City Lifting by RS Racing	1:38.635	11
4	2	52	Evan BELFORD	GBR	Honda - City Lifting by RS Racing	1:38.657	14
5	5	57	Johnny GARNESS	GBR	Honda - City Lifting by RS Racing	1:39.316	5
6	6	24	Cormac BUCHANAN	NZL	Honda - Microlise Cresswell Racing	1:39.323	13
7	9	48	Ollie WALKER	GBR	Honda - Moto Rapido / SP125 Racing	1:39.766	8
8	8	7	Jamie LYONS	GBR	Honda - C&M Motors Ltd / Tooltec Racing	1:39.800	3
9	7	4	Sullivan MOUNSEY	GBR	Honda - iForce Lloyd & Jones	1:39.847	14
10	11	96	Rossi BANHAM	GBR	Honda - MJL Racing	1:39.912	14
11	10	15	Harrison CROSBY	GBR	Honda - Banks Racing	1:39.961	4
12	12	9	Bailey STUART-CAMPBELL	GBR	Honda - Team 151s	1:40.086	10
13	13	53	Kiyano VEIJER	NLD	Honda - Microlise Cresswell Racing	1:40.560	14
14	14	66	Rossi DOBSON	GBR	Honda - WM Racing	1:41.517	12
15	15	23	Rhys STEPHENSON	GBR	Honda - Rocket Racing	1:41.561	8
16	17	41	Luca HOPKINS	GBR	Honda - Wilson Racing	1:41.700	6
17	16	29	Lucas BROWN	GBR	Honda - Amphibian Scaffolding / SP125 Racing	1:41.995	3
18	18	14	Evan PENDRILL	GBR	Honda - EPRacing / SP125 Racing	1:41.999	13
19	19	8	Ross MOORE	GBR	Honda - B Moore Honda	1:42.576	12
20	21	69	Eli BANISH	USA	Honda - Team Thorneycroft Racing	1:42.794	11
21	20	44	Lucas HILL	GBR	Honda - Ashcourt Racing	1:43.128	9
22	22	79	Harley McCABE	GBR	Honda - MLav VisionTrack Academy	1:43.752	8
23	27	2	Rhys COATES	GBR	Honda - Ernie Coates Race Support / SP125 Racing	1:43.967	5
24	24	61	Harrison MACKAY	GBR	Honda - True Heros Racing / Super Soco	1:44.180	6
25	23	12	Josh BANNISTER	GBR	Honda - Dunsley Heat Racing	1:44.225	6
26	26	22	Anthony EAGLE	UZB	Honda - Microlise Cresswell Racing	1:44.415	7
27	25	51	Holly HARRIS	GBR	Honda - MJL Racing	1:45.847	7

Weather / Track : Bright / Dry

Results can be found at www.tsl-timing.comBrands Hatch GP
Circuit Length = 2.4332 miles
Start: 14:10 Flag 14:33 End: 14:35

Printed - 14:38 Saturday, 24 July 2021

MCRCB BULLETIN TK186

2021 Bennetts British Superbike Championship - Round 3

2021 Honda British Talent Cup

RACE 1 - STATISTICS

Competitors Started 27
Planned Start 2021-07-24 @ 14:10:00.000
Actual Start 2021-07-24 @ 14:10:22.207
Finish Time 2021-07-24 @ 14:33:37.399
Track Length 2.4332mi.
Total Laps 366
Total Distance Covered 890.5839mi.

Session Fastest Lap History

NO	NAME	LAP TIME	TIME OF DAY	LAP	VEHICLE
52	Evan BELFORD	1:39.765	14:13:48.374	2	Honda
52	Evan BELFORD	1:39.223	14:15:27.596	3	Honda
74	Carter BROWN	1:39.203	14:15:27.612	3	Honda
34	James COOK	1:38.818	14:17:09.734	4	Honda
34	James COOK	1:38.791	14:18:48.525	5	Honda
43	Ryan HITCHCOCK	1:38.594	14:18:49.986	5	Honda
34	James COOK	1:38.567	14:27:02.810	10	Honda
34	James COOK	1:38.520	14:28:41.330	11	Honda

Session Leader History

NO	NAME	FROM LAP	LAPS LED	DISTANCE	VEHICLE
74	Carter BROWN	1	1	2.43 miles	Honda
52	Evan BELFORD	2	7	17.03 miles	Honda
74	Carter BROWN	9	1	2.43 miles	Honda
52	Evan BELFORD	10	3	7.29 miles	Honda
74	Carter BROWN	13	2	4.86 miles	Honda

Flag History

TYPE	TIME OF DAY
GREEN	14:10:22.207
FINISH	14:33:37.399

Flag Statistics

TYPE	COUNT	TOTAL LAPS	TOTAL TIME
Green	1	14	25:30.989
Red	0	0	0.000
Safety Car	0	0	0.000
FCY	0	0	0.000

Weather / Track : Bright / Dry

Results can be found at www.tsl-timing.com

Brands Hatch GP
Circuit Length = 2.4332 miles
Start: 14:10 Flag 14:33 End: 14:35

Printed - 14:41 Saturday, 24 July 2021

MCRCB BULLETIN TK187

2021 Bennetts British Superbike Championship - Round 3

2021 Honda British Talent Cup

RACE 1 - SESSION NOTES

TIME	MESSAGE
13:55:03	PITLANE OPEN
13:59:06	NO.21 LEAVING THE GRID
14:00:03	PITLANE CLOSED
14:03:01	5 MINUTES TO WARM UP LAP
14:05:01	3 MINUTES TO WARM UP LAP
14:07:02	1 MINUTE TO WARM UP LAP
14:07:23	30 SECONDS TO WARM UP LAP
14:07:37	GREEN FLAG - WARM UP LAP
14:09:54	RACE START
14:11:37	NO JUMP STARTS
14:23:41	NO. 2 - STOPPED TECHNICAL PROBLEM GRAHAM HILL
14:25:37	TWO THIRDS DISTANCE COMPLETED
14:29:11	NO. 22 - FALLER AT T4 SURTEES - RIDER OK
14:30:10	UPDATE: NO.22 TO MEDICAL CENTRE

Weather / Track : Bright / Dry

Results can be found at www.tsl-timing.com

Brands Hatch GP
Circuit Length = 2.4332 miles
Start: 14:10 Flag 14:33 End: 14:35

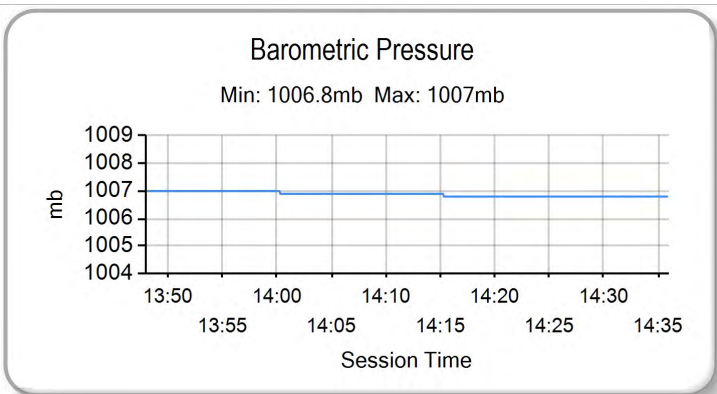
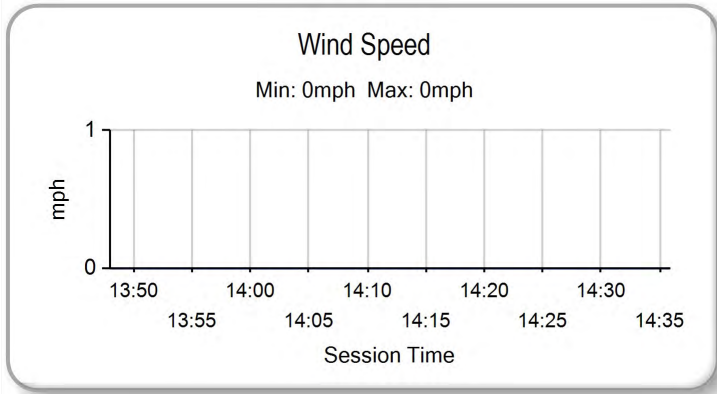
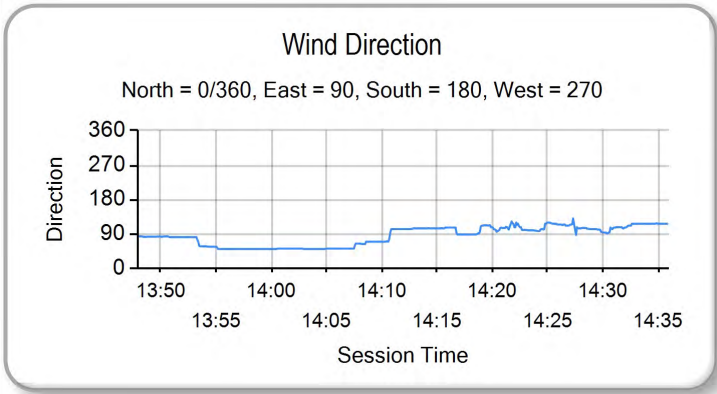
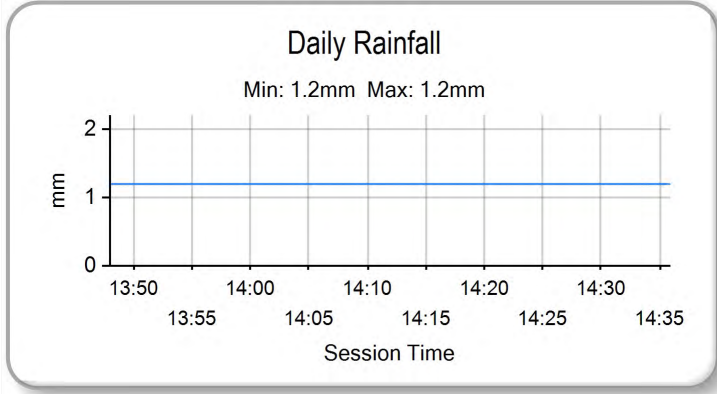
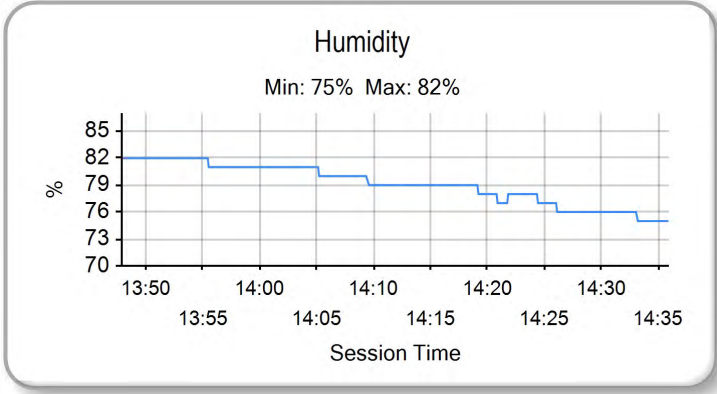
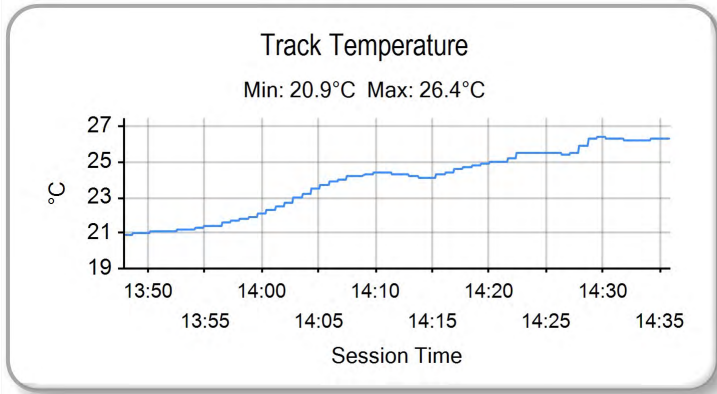
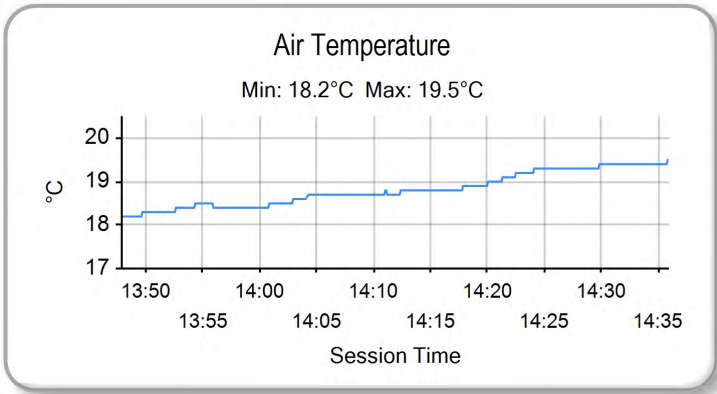
Printed - 14:41 Saturday, 24 July 2021

MCRCB BULLETIN TK188

2021 Bennetts British Superbike Championship - Round 3

2021 Honda British Talent Cup

RACE 1 - WEATHER CONDITIONS



Weather / Track : Bright / Dry

Results can be found at www.tsl-timing.com

Brands Hatch GP
Circuit Length = 2.4332 miles
Start: 14:10 Flag 14:33 End: 14:35

Printed - 14:42 Saturday, 24 July 2021

2021 Honda British Talent Cup
RIDERS POINTS AFTER ROUND 5



		TOTAL	GAP	DIFF																			Wins	Seconds	Thirds	
					1	2	3	4	5	6	7	8	9	10	11	12	13	14	15	16	17	18				
					25th-27th June	Oulton Park International	9th-11th July	Knockhill	23rd-25th July	Brands Hatch GP	30th July-1st August	Thruxton	13th-15th August	Donington Park National	27th-29th August	Silverstone GP	3rd-5th September	Snetterton 300	10th-12th September	Silverstone National	1st-3rd October	Donington Park GP				
1	Evan BELFORD (Honda)	106			20	16	25	25	20															2	2	1
2	Johnny GARNES (Honda)	75	31		11	13	20	20	11															0	2	0
3	Carter BROWN (Honda)	72	34	3	16	20		11	25															1	1	1
4	Casey O'GORMAN (Honda)	50	56	22	25	25																		2	0	0
5	Cormac BUCHANAN (Honda)	50	56	0		11	13	16	10															0	0	1
6	James COOK (Honda)	45	61	5		5	11	13	16															0	0	1
7	Harrison CROSBY (Honda)	41	65	4	9	10	16		6															0	0	1
8	Jamie LYONS (Honda)	37	69	4	8	9	6	6	8															0	0	0
9	Ollie WALKER (Honda)	35	71	2	10		8	10	7															0	0	0
10	Ryan HITCHCOCK (Honda)	33	73	2	13			7	13															0	0	0
11	Bailey STUART-CAMPBELL (Honda)	28	78	5		6	9	9	4															0	0	0
12	Troy JEFFREY (Honda)	21	85	7	4	7	10																	0	0	0
13	Kiyano VEIJER (Honda)	18	88	3			7	8	3															0	0	0
14	Mason JOHNSON (Honda)	17	89	1	7	4	1	5																0	0	0
15	Sullivan MOUNSEY (Honda)	17	89	0		8			9															0	0	0
16	Rossi DOBSON (Honda)	13	93	4	6		2	3	2															0	0	0
17	Luca HOPKINS (Honda)	10	96	3	1	2	3	4																0	0	0
18	Rossi BANHAM (Honda)	10	96	0			5		5															0	0	0
19	Rhys STEPHENSON (Honda)	7	99	3	5	1			1															0	0	0
20	Harrison MACKAY (Honda)	6	100	1	3	3																		0	0	0
21	Lucas HILL (Honda)	4	102	2			4																	0	0	0
22	Lucas BROWN (Honda)	3	103	1	2			1																0	0	0
21	Harley McCABE (Honda)	2	104	1				2																0	0	0

RACE 2 - GRID (14 Laps) - PROVISIONAL

ROW 10	29	65 Alexander ROWAN	28	21 Troy JEFFREY		
ROW 9	27	1:45.847 51 Holly HARRIS	26	1:44.415 22 Anthony EAGLE	25	1:44.225 12 Josh BANNISTER
ROW 8	24	1:44.180 61 Harrison MACKAY	23	1:43.967 2 Rhys COATES	22	1:43.752 79 Harley McCABE
ROW 7	21	1:43.128 44 Lucas HILL	20	1:42.794 69 Eli BANISH	19	1:42.576 8 Ross MOORE
ROW 6	18	1:41.999 14 Evan PENDRILL	17	1:41.995 29 Lucas BROWN	16	1:41.700 41 Luca HOPKINS
ROW 5	15	1:41.561 23 Rhys STEPHENSON	14	1:41.517 66 Rossi DOBSON	13	1:40.560 53 Kiyano VEIJER
ROW 4	12	1:40.086 9 Bailey STUART-CAMPBELL	11	1:39.961 15 Harrison CROSBY	10	1:39.912 96 Rossi BANHAM
ROW 3	9	1:39.847 4 Sullivan MOUNSEY	8	1:39.800 7 Jamie LYONS	7	1:39.766 48 Ollie WALKER
ROW 2	6	1:39.323 24 Cormac BUCHANAN	5	1:39.316 57 Johnny GARNESS	4	1:38.657 52 Evan BELFORD
ROW 1	3	1:38.635 74 Carter BROWN	2	1:38.594 43 Ryan HITCHCOCK	1	1:38.520 34 James COOK
Pole						

Brands Hatch GP

Circuit Length = 2.4332 miles

These results are provisional until the conclusion of any judicial and technical matters.

Race Director : Stuart Higgs	Stewards :	Timekeeper : Richard Evans
------------------------------	------------	----------------------------

Results can be found at www.britishsuperbike.com

Printed - 14:46 Saturday, 24 July 2021





POS	NO	NAME	NAT	ENTRY	TIME	ON	LAPS	GAP	DIFF	MPH
1	74	Carter BROWN	GBR	Honda - City Lifting by RS Racing	1:48.090	4	5			81.04
2	29	Lucas BROWN	GBR	Honda - Amphibian Scaffolding / SP125 Racing	1:49.169	5	5	1.079	1.079	80.24
3	52	Evan BELFORD	GBR	Honda - City Lifting by RS Racing	1:50.163	5	5	2.073	0.994	79.51
4	57	Johnny GARNES	GBR	Honda - City Lifting by RS Racing	1:50.563	5	5	2.473	0.400	79.22
5	96	Rossi BANHAM	GBR	Honda - MJL Racing	1:51.330	5	5	3.240	0.767	78.68
6	15	Harrison CROSBY	GBR	Honda - Banks Racing	1:51.711	4	5	3.621	0.381	78.41
7	48	Ollie WALKER	GBR	Honda - iForce Lloyd & Jones	1:51.905	5	5	3.815	0.194	78.27
8	4	Sullivan MOUNSEY	GBR	Honda - iForce Lloyd & Jones	1:52.250	5	5	4.160	0.345	78.03
9	21	Troy JEFFREY	GBR	Honda - Stiggymotorsport	1:53.746	5	5	5.656	1.496	77.01
10	43	Ryan HITCHCOCK	GBR	Honda - Wilson Racing	1:53.892	5	5	5.802	0.146	76.91
11	24	Cormac BUCHANAN	NZL	Honda - Microlise Cresswell Racing	1:56.430	4	4	8.340	2.538	75.23
12	79	Harley McCABE	GBR	Honda - MLav VisionTrack Academy	1:56.524	4	4	8.434	0.094	75.17
13	7	Jamie LYONS	GBR	Honda - C&M Motors Ltd / Tooltec Racing	1:56.625	4	4	8.535	0.101	75.11
14	34	James COOK	GBR	Honda - Wilson Racing	1:56.662	4	4	8.572	0.037	75.08
15	14	Evan PENDRILL	GBR	Honda - EPRacing / SP125 Racing	1:57.031	3	4	8.941	0.369	74.85
16	8	Ross MOORE	GBR	Honda - B Moore Honda	1:57.049	4	4	8.959	0.018	74.83
17	23	Rhys STEPHENSON	GBR	Honda - Rocket Racing	1:57.199	4	4	9.109	0.150	74.74
18	41	Luca HOPKINS	GBR	Honda - Wilson Racing	1:57.406	3	4	9.316	0.207	74.61
19	66	Rossi DOBSON	GBR	Honda - WM Racing	1:57.971	4	4	9.881	0.565	74.25
20	2	Rhys COATES	GBR	Honda - Ernie Coates Race Support / SP125 Racing	1:58.150	4	4	10.060	0.179	74.14
21	69	Eli BANISH	USA	Honda - Team Thorneycroft Racing	1:59.910	4	4	11.820	1.760	73.05
22	53	Kiyano VEIJER	NLD	Honda - Microlise Cresswell Racing	2:00.614	4	4	12.524	0.704	72.62
23	61	Harrison MACKAY	GBR	Honda - True Heros Racing / Super Soco	2:01.667	4	4	13.577	1.053	71.99
24	51	Holly HARRIS	GBR	Honda - MJL Racing	2:01.997	4	4	13.907	0.330	71.80
25	9	Bailey STUART-CAMPBELL	GBR	Honda - Team 151s	2:02.985	3	4	14.895	0.988	71.22
26	65	Alexander ROWAN	GBR	Honda - Victoria House Mortimer Racing	2:03.696	4	4	15.606	0.711	70.81
27	22	Anthony EAGLE	UZB	Honda - Microlise Cresswell Racing	2:04.991	4	4	16.901	1.295	70.08
28	44	Lucas HILL	GBR	Honda - Ashcourt Racing			3			

Weather / Track : Drizzle / Damp

These results are provisional until the conclusion of any judicial and technical matters.

Brands Hatch GP

Circuit Length = 2.4332 miles

Start: 09:27 Flag 09:35 End: 09:37

Race Director : Stuart Higgs	Stewards :	Timekeeper : Richard Evans
------------------------------	------------	----------------------------

Results can be found at www.britishsuperbike.com

Printed - 09:38 Sunday, 25 July 2021

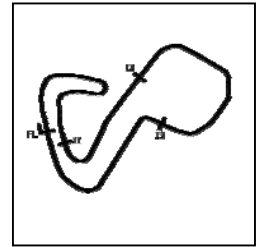


MCRCB BULLETIN TK250

2021 Bennetts British Superbike Championship - Round 3

2021 Honda British Talent Cup

WARM UP - SECTOR ANALYSIS



SECTOR 1 = FL to I1, SECTOR 2 = I1 to I2 SECTOR 3 = I2 to I3, SECTOR 4 = I3 to FL, DIFF = Difference To Personal Best Lap, P = Crossed Finish Line in Pit Lane, D = Time Disallowed

P1 74		Carter BROWN				Honda - City Lifting by RS Racing						
IDEAL LAP TIME : 1:48.090		BEST LAP TIME : 1:48.090				DIFFERENCE : 0.000						
LAP	SECTOR 1	SECTOR 2		SECTOR 3		SECTOR 4		LAP TIME	MPH	DIFF	TIME OF DAY	
1 -	OUTLAP	80.6	20.720	118.9	30.108	73.7	26.840	113.3	1:56.921	74.92	8.831	09:29:08.722
2 -	36.292	74.3	20.637	117.9	29.783	76.0	26.093	115.5	1:52.805	77.65	4.715	09:31:01.527
3 -	34.614	90.1	19.876	117.1	28.754	78.3	25.768	115.9	1:49.012 (2)	80.35	0.922	09:32:50.539
4 -	34.256	94.1	19.594	118.5	28.621	81.0	25.619	114.9	1:48.090 (1)	81.04		09:34:38.629
5 -	34.625	91.5	19.706	117.3	28.647	83.3	26.311	114.9	1:49.289 (3)	80.15	1.199	09:36:27.918

P2 29		Lucas BROWN				Honda - Amphibian Scaffolding / SP125 Racing						
IDEAL LAP TIME : 1:48.683		BEST LAP TIME : 1:49.169				DIFFERENCE : 0.486						
LAP	SECTOR 1	SECTOR 2		SECTOR 3		SECTOR 4		LAP TIME	MPH	DIFF	TIME OF DAY	
1 -	OUTLAP	84.6	21.036	112.9	30.208	75.3	26.770	110.7	1:57.034	74.84	7.865	09:29:08.911
2 -	35.306	91.4	20.280	113.9	29.229	78.6	26.194	111.2	1:51.009	78.91	1.840	09:30:59.920
3 -	34.846	92.9	19.963	115.3	28.908	78.9	25.834	111.4	1:49.551 (3)	79.96	0.382	09:32:49.471
4 -	34.662	93.4	20.234	114.7	28.962	81.5	25.690	112.0	1:49.548 (2)	79.96	0.379	09:34:39.019
5 -	34.504	92.4	19.803	116.9	28.686	80.3	26.176	112.7	1:49.169 (1)	80.24		09:36:28.188

P3 52		Evan BELFORD				Honda - City Lifting by RS Racing						
IDEAL LAP TIME : 1:50.163		BEST LAP TIME : 1:50.163				DIFFERENCE : 0.000						
LAP	SECTOR 1	SECTOR 2		SECTOR 3		SECTOR 4		LAP TIME	MPH	DIFF	TIME OF DAY	
1 -	OUTLAP	82.5	21.277	115.5	31.274	68.9	27.556	112.4	2:02.293	71.62	12.130	09:29:14.155
2 -	36.675	89.3	20.307	117.9	29.564	72.2	26.898	115.5	1:53.444	77.21	3.281	09:31:07.599
3 -	35.397	89.3	20.131	117.9	29.246	74.6	26.618	115.7	1:51.392 (3)	78.63	1.229	09:32:58.991
4 -	35.392	91.0	19.989	118.1	29.381	71.9	26.465	115.7	1:51.227 (2)	78.75	1.064	09:34:50.218
5 -	35.216	90.0	19.828	118.9	28.907	75.1	26.212	118.3	1:50.163 (1)	79.51		09:36:40.381

P4 57		Johnny GARNESS				Honda - City Lifting by RS Racing						
IDEAL LAP TIME : 1:50.524		BEST LAP TIME : 1:50.563				DIFFERENCE : 0.039						
LAP	SECTOR 1	SECTOR 2		SECTOR 3		SECTOR 4		LAP TIME	MPH	DIFF	TIME OF DAY	
1 -	OUTLAP	83.4	21.002	118.1	31.047	74.0	26.896	117.3	1:59.322	73.41	8.759	09:29:11.753
2 -	36.345	89.4	20.390	117.5	30.382	74.9	26.734	117.3	1:53.851	76.94	3.288	09:31:05.604
3 -	36.069	91.0	20.050	118.3	30.036	74.5	26.464	118.3	1:52.619 (3)	77.78	2.056	09:32:58.223
4 -	35.624	94.5	19.918	117.5	29.795	75.9	26.151	118.3	1:51.488 (2)	78.57	0.925	09:34:49.711
5 -	35.237	96.0	19.593	116.9	29.543	78.8	26.190	117.7	1:50.563 (1)	79.22		09:36:40.274

P5 96		Rossi BANHAM				Honda - MJL Racing						
IDEAL LAP TIME : 1:51.330		BEST LAP TIME : 1:51.330				DIFFERENCE : 0.000						
LAP	SECTOR 1	SECTOR 2		SECTOR 3		SECTOR 4		LAP TIME	MPH	DIFF	TIME OF DAY	
1 -	OUTLAP	81.8	22.302	108.9	32.814	64.6	29.128	110.7	2:06.568	69.21	15.238	09:29:19.374
2 -	37.797	80.2	21.273	116.7	31.796	71.1	28.050	112.5	1:58.916	73.66	7.586	09:31:18.290
3 -	36.418	83.3	20.611	117.5	30.697	66.9	27.004	112.5	1:54.730 (3)	76.35	3.400	09:33:13.020
4 -	35.936	88.7	20.572	114.7	30.094	73.4	27.170	111.4	1:53.772 (2)	76.99	2.442	09:35:06.792
5 -	35.507	88.4	20.065	117.1	29.316	77.0	26.442	111.4	1:51.330 (1)	78.68		09:36:58.122

P6 15		Harrison CROSBY				Honda - Banks Racing						
IDEAL LAP TIME : 1:51.634		BEST LAP TIME : 1:51.711				DIFFERENCE : 0.077						
LAP	SECTOR 1	SECTOR 2		SECTOR 3		SECTOR 4		LAP TIME	MPH	DIFF	TIME OF DAY	
1 -	OUTLAP	83.1	22.080	109.6	31.645	71.0	28.069	110.1	2:03.933	70.68	12.222	09:29:17.014
2 -	36.798	86.9	21.213	114.9	30.655	69.1	27.856	110.9	1:56.522	75.17	4.811	09:31:13.536
3 -	36.523	85.7	21.010	115.1	30.093	71.0	26.995	111.8	1:54.621 (3)	76.42	2.910	09:33:08.157
4 -	35.356	90.1	20.420	115.7	29.331	75.9	26.604	112.9	1:51.711 (1)	78.41		09:34:59.868
5 -	35.588	88.6	20.630	114.9	29.498	73.8	26.527	111.8	1:52.243 (2)	78.04	0.532	09:36:52.111

Weather / Track : Drizzle / Damp

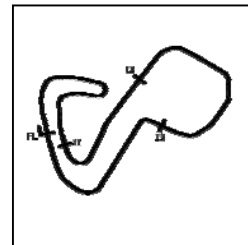
Brands Hatch GP
Circuit Length = 2.4332 miles
Start: 09:27 Flag 09:35 End: 09:37

MCRCB BULLETIN TK250

2021 Bennetts British Superbike Championship - Round 3

2021 Honda British Talent Cup

WARM UP - SECTOR ANALYSIS



SECTOR 1 = FL to I1, SECTOR 2 = I1 to I2 SECTOR 3 = I2 to I3, SECTOR 4 = I3 to FL, DIFF = Difference To Personal Best Lap, P = Crossed Finish Line in Pit Lane, D = Time Disallowed

P7 48		Ollie WALKER				Honda - Moto Rapido / SP125 Racing						
IDEAL LAP TIME : 1:51.905		BEST LAP TIME : 1:51.905				DIFFERENCE : 0.000						
LAP	SECTOR 1	SECTOR 2		SECTOR 3		SECTOR 4		LAP TIME	MPH	DIFF	TIME OF DAY	
1 -	OUTLAP	75.2	21.767	111.8	32.528	64.3	28.074	113.9	2:05.443	69.83	13.538	09:29:18.625
2 -	37.990	78.8	21.554	116.5	31.739	66.4	27.327	114.7	1:58.610	73.85	6.705	09:31:17.235
3 -	36.635	83.4	20.795	115.5	30.853	70.6	26.571	115.3	1:54.854 (3)	76.26	2.949	09:33:12.089
4 -	36.151	85.8	20.310	116.3	30.527	69.3	26.471	115.7	1:53.459 (2)	77.20	1.554	09:35:05.548
5 -	35.551	86.9	20.143	117.5	30.025	74.3	26.186	115.5	1:51.905 (1)	78.27		09:36:57.453

P8 4		Sullivan MOUNSEY				Honda - iForce Lloyd & Jones						
IDEAL LAP TIME : 1:51.969		BEST LAP TIME : 1:52.250				DIFFERENCE : 0.281						
LAP	SECTOR 1	SECTOR 2		SECTOR 3		SECTOR 4		LAP TIME	MPH	DIFF	TIME OF DAY	
1 -	OUTLAP	76.1	22.520	109.4	32.626	63.4	28.312	112.7	2:05.100	70.02	12.850	09:29:18.161
2 -	36.935	88.1	20.774	117.5	30.494	69.6	27.114	113.3	1:55.317	75.96	3.067	09:31:13.478
3 -	36.221	88.8	20.733	117.9	29.876	67.2	26.647	114.1	1:53.477 (3)	77.19	1.227	09:33:06.955
4 -	35.774	91.8	20.574	118.3	29.530	69.6	26.514	113.7	1:52.392 (2)	77.94	0.142	09:34:59.347
5 -	35.846	92.9	20.783	118.1	29.194	73.7	26.427	113.7	1:52.250 (1)	78.03		09:36:51.597

P9 21		Troy JEFFREY				Honda - Stiggymotorsport						
IDEAL LAP TIME : 1:53.220		BEST LAP TIME : 1:53.746				DIFFERENCE : 0.526						
LAP	SECTOR 1	SECTOR 2		SECTOR 3		SECTOR 4		LAP TIME	MPH	DIFF	TIME OF DAY	
1 -	OUTLAP	71.7	21.271	108.7	31.752	66.9	27.688	115.5	2:03.233	71.08	9.487	09:29:19.073
2 -	37.854	73.9	21.313	114.3	31.814	65.1	27.425	115.3	1:58.406	73.98	4.660	09:31:17.479
3 -	36.906	76.2	20.603	113.5	30.837	71.6	26.778	114.5	1:55.124 (3)	76.09	1.378	09:33:12.603
4 -	36.871	77.9	20.271	104.8	30.358	69.1	26.713	114.7	1:54.213 (2)	76.69	0.467	09:35:06.816
5 -	36.502	80.1	20.308	116.5	29.734	72.3	27.202	115.7	1:53.746 (1)	77.01		09:37:00.562

P10 43		Ryan HITCHCOCK				Honda - Wilson Racing						
IDEAL LAP TIME : 1:53.347		BEST LAP TIME : 1:53.892				DIFFERENCE : 0.545						
LAP	SECTOR 1	SECTOR 2		SECTOR 3		SECTOR 4		LAP TIME	MPH	DIFF	TIME OF DAY	
1 -	OUTLAP	75.8	21.660	112.5	32.003	63.6	28.545	114.1	2:05.571	69.76	11.679	09:29:19.994
2 -	37.709	82.7	20.919	112.2	32.201	68.4	27.742	115.3	1:58.571	73.87	4.679	09:31:18.565
3 -	36.873	84.7	20.458	116.9	30.472	68.4	27.059	114.9	1:54.862 (3)	76.26	0.970	09:33:13.427
4 -	36.375	84.0	20.224	111.4	30.665	67.6	26.918	114.3	1:54.182 (2)	76.71	0.290	09:35:07.609
5 -	36.268	85.4	20.464	113.7	29.937	69.9	27.223	113.5	1:53.892 (1)	76.91		09:37:01.501

P11 24		Cormac BUCHANAN				Honda - Microlise Cresswell Racing						
IDEAL LAP TIME : 1:56.430		BEST LAP TIME : 1:56.430				DIFFERENCE : 0.000						
LAP	SECTOR 1	SECTOR 2		SECTOR 3		SECTOR 4		LAP TIME	MPH	DIFF	TIME OF DAY	
1 -	OUTLAP	74.3	22.954	116.1	34.394	57.5	29.825	112.7	2:15.095	64.84	18.665	09:29:30.909
2 -	39.385	85.2	21.259	116.5	33.270	60.8	28.559	114.7	2:02.473 (3)	71.52	6.043	09:31:33.382
3 -	37.458	85.1	21.223	118.1	32.190	62.5	27.928	110.7	1:58.799 (2)	73.73	2.369	09:33:32.181
4 -	37.013	91.9	20.166	118.9	31.798	67.4	27.453	112.2	1:56.430 (1)	75.23		09:35:28.611

P12 79		Harley McCABE				Honda - MLav VisionTrack Academy						
IDEAL LAP TIME : 1:56.481		BEST LAP TIME : 1:56.524				DIFFERENCE : 0.043						
LAP	SECTOR 1	SECTOR 2		SECTOR 3		SECTOR 4		LAP TIME	MPH	DIFF	TIME OF DAY	
1 -	OUTLAP	72.0	22.748	105.5	33.470	60.7	28.955	110.5	2:09.226	67.78	12.702	09:29:25.098
2 -	37.946	83.3	21.237	117.5	31.231	68.5	27.567	114.7	1:57.981 (3)	74.24	1.457	09:31:23.079
3 -	37.730	83.2	20.782	114.3	31.316	69.7	27.621	113.5	1:57.449 (2)	74.58	0.925	09:33:20.528
4 -	37.033	85.2	20.733	112.2	31.148	68.8	27.610	112.4	1:56.524 (1)	75.17		09:35:17.052

Weather / Track : Drizzle / Damp

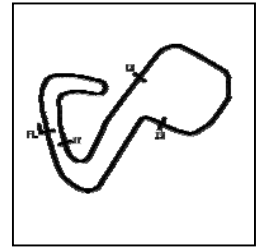
Brands Hatch GP
Circuit Length = 2.4332 miles
Start: 09:27 Flag 09:35 End: 09:37

MCRCB BULLETIN TK250

2021 Bennetts British Superbike Championship - Round 3

2021 Honda British Talent Cup

WARM UP - SECTOR ANALYSIS



SECTOR 1 = FL to I1, SECTOR 2 = I1 to I2 SECTOR 3 = I2 to I3, SECTOR 4 = I3 to FL, DIFF = Difference To Personal Best Lap, P = Crossed Finish Line in Pit Lane, D = Time Disallowed

P13		7		Jamie LYONS				Honda - C&M Motors Ltd / Tooltec Racing				
IDEAL LAP TIME : 1:56.625		BEST LAP TIME : 1:56.625		DIFFERENCE : 0.000								
LAP	SECTOR 1	SECTOR 2		SECTOR 3		SECTOR 4		LAP TIME	MPH	DIFF	TIME OF DAY	
1 -	OUTLAP	73.5	22.771	114.3	34.313	57.6	29.664	113.7	2:13.777	65.48	17.152	09:29:31.014
2 -	39.489	84.2	21.075	120.6	32.916	61.0	28.732	111.8	2:02.212 (3)	71.67	5.587	09:31:33.226
3 -	37.350	81.5	21.328	117.9	32.206	65.4	28.098	110.9	1:58.982 (2)	73.62	2.357	09:33:32.208
4 -	37.243	87.0	20.587	119.4	31.303	63.9	27.492	114.1	1:56.625 (1)	75.11		09:35:28.833

P14		34		James COOK				Honda - Wilson Racing				
IDEAL LAP TIME : 1:56.223		BEST LAP TIME : 1:56.662		DIFFERENCE : 0.439								
LAP	SECTOR 1	SECTOR 2		SECTOR 3		SECTOR 4		LAP TIME	MPH	DIFF	TIME OF DAY	
1 -	OUTLAP	71.2	22.366	114.1	33.118	63.1	29.424	109.1	2:09.782	67.49	13.120	09:29:24.953
2 -	39.307	83.7	20.948	118.5	31.156	72.2	27.741	114.1	1:59.152 (3)	73.51	2.490	09:31:24.105
3 -	37.102	85.1	20.767	117.5	31.060	69.9	28.119	113.7	1:57.048 (2)	74.83	0.386	09:33:21.153
4 -	37.399	86.8	20.626	119.4	30.754	69.9	27.883	110.5	1:56.662 (1)	75.08		09:35:17.815

P15		14		Evan PENDRILL				Honda - EPRacing / SP125 Racing				
IDEAL LAP TIME : 1:56.418		BEST LAP TIME : 1:57.031		DIFFERENCE : 0.613								
LAP	SECTOR 1	SECTOR 2		SECTOR 3		SECTOR 4		LAP TIME	MPH	DIFF	TIME OF DAY	
1 -	OUTLAP	72.4	21.900	102.7	33.926	59.6	29.510	107.2	2:09.941	67.41	12.910	09:29:24.520
2 -	37.893	84.2	20.790	110.5	31.454	67.6	27.710	110.0	1:57.847 (3)	74.33	0.816	09:31:22.367
3 -	37.458	85.4	20.656	111.1	31.472	69.9	27.445	109.1	1:57.031 (1)	74.85		09:33:19.398
4 -	36.872	86.4	20.647	111.1	32.056	69.3	27.672	109.1	1:57.247 (2)	74.71	0.216	09:35:16.645

P16		8		Ross MOORE				Honda - B Moore Honda				
IDEAL LAP TIME : 1:57.049		BEST LAP TIME : 1:57.049		DIFFERENCE : 0.000								
LAP	SECTOR 1	SECTOR 2		SECTOR 3		SECTOR 4		LAP TIME	MPH	DIFF	TIME OF DAY	
1 -	OUTLAP	73.9	22.770	107.3	34.205	58.4	29.567	113.5	2:13.331	65.69	16.282	09:29:31.191
2 -	39.650	81.9	21.203	109.4	33.246	60.3	28.481	114.9	2:02.580 (3)	71.46	5.531	09:31:33.771
3 -	37.655	80.4	20.936	114.5	32.374	64.7	27.643	112.9	1:58.608 (2)	73.85	1.559	09:33:32.379
4 -	37.497	82.9	20.451	112.5	31.997	67.0	27.104	112.9	1:57.049 (1)	74.83		09:35:29.428

P17		23		Rhys STEPHENSON				Honda - Rocket Racing				
IDEAL LAP TIME : 1:56.891		BEST LAP TIME : 1:57.199		DIFFERENCE : 0.308								
LAP	SECTOR 1	SECTOR 2		SECTOR 3		SECTOR 4		LAP TIME	MPH	DIFF	TIME OF DAY	
1 -	OUTLAP	75.4	21.979	112.0	32.916	69.2	28.342	109.4	2:06.984	68.98	9.785	09:29:46.889
2 -	38.535	80.8	21.121	113.1	31.236	69.2	27.815	111.6	1:58.707 (2)	73.79	1.508	09:31:45.596
3 -	37.762	76.1	21.619	109.4	32.568	68.4	27.180	112.0	1:59.129 (3)	73.53	1.930	09:33:44.725
4 -	37.518	77.7	20.957	113.9	31.404	66.7	27.320	110.3	1:57.199 (1)	74.74		09:35:41.924

P18		41		Luca HOPKINS				Honda - Wilson Racing				
IDEAL LAP TIME : 1:57.088		BEST LAP TIME : 1:57.406		DIFFERENCE : 0.318								
LAP	SECTOR 1	SECTOR 2		SECTOR 3		SECTOR 4		LAP TIME	MPH	DIFF	TIME OF DAY	
1 -	OUTLAP	69.2	22.919	106.8	33.495	62.8	29.257	108.7	2:10.497	67.12	13.091	09:29:25.219
2 -	39.361	75.1	21.193	118.9	30.930	68.9	27.922	111.4	1:59.406 (3)	73.36	2.000	09:31:24.625
3 -	37.660	82.3	20.871	118.5	31.073	67.5	27.802	110.9	1:57.406 (1)	74.61		09:33:22.031
4 -	37.724	84.2	20.696	118.9	31.277	69.0	27.982	111.4	1:57.679 (2)	74.43	0.273	09:35:19.710

P19		66		Rossi DOBSON				Honda - WM Racing				
IDEAL LAP TIME : 1:57.971		BEST LAP TIME : 1:57.971		DIFFERENCE : 0.000								
LAP	SECTOR 1	SECTOR 2		SECTOR 3		SECTOR 4		LAP TIME	MPH	DIFF	TIME OF DAY	
1 -	OUTLAP	72.0	22.711	101.6	35.345	62.1	29.489	111.2	2:13.269	65.73	15.298	09:29:30.167
2 -	39.070	77.3	21.687	110.0	34.079	59.5	29.832	111.2	2:04.668 (3)	70.26	6.697	09:31:34.835
3 -	38.477	82.0	21.027	115.3	31.645	66.5	28.327	113.3	1:59.476 (2)	73.31	1.505	09:33:34.311
4 -	37.514	86.4	20.768	116.5	31.432	70.1	28.257	112.4	1:57.971 (1)	74.25		09:35:32.282

Weather / Track : Drizzle / Damp

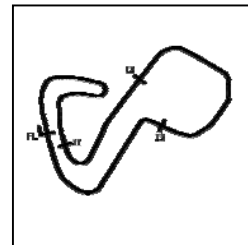
Brands Hatch GP
Circuit Length = 2.4332 miles
Start: 09:27 Flag 09:35 End: 09:37

MCRCB BULLETIN TK250

2021 Bennetts British Superbike Championship - Round 3

2021 Honda British Talent Cup

WARM UP - SECTOR ANALYSIS



SECTOR 1 = FL to I1, SECTOR 2 = I1 to I2 SECTOR 3 = I2 to I3, SECTOR 4 = I3 to FL, DIFF = Difference To Personal Best Lap, P = Crossed Finish Line in Pit Lane, D = Time Disallowed

P20	2	Rhys COATES	Honda - Ernie Coates Race Support / SP125 Racing					
IDEAL LAP TIME : 1:57.168		BEST LAP TIME : 1:58.150		DIFFERENCE : 0.982				

LAP	SECTOR 1	SECTOR 2	SECTOR 3	SECTOR 4	LAP TIME	MPH	DIFF	TIME OF DAY				
1 -	OUTLAP	73.5	21.711	110.1	32.242	64.9	29.835	110.5	2:07.354	68.78	9.204	09:29:20.805
2 -	39.230	78.5	21.506	114.3	31.682	69.7	28.968	110.3	2:01.386 (3)	72.16	3.236	09:31:22.191
3 -	38.358	85.3	20.591	114.5	31.294	70.1	27.972	110.9	1:58.215 (2)	74.10	0.065	09:33:20.406
4 -	37.440	81.7	21.277	115.3	31.165	70.2	28.268	108.5	1:58.150 (1)	74.14		09:35:18.556

P21	69	Eli BANISH	Honda - Team Thorneycroft Racing					
IDEAL LAP TIME : 1:59.910		BEST LAP TIME : 1:59.910		DIFFERENCE : 0.000				

LAP	SECTOR 1	SECTOR 2	SECTOR 3	SECTOR 4	LAP TIME	MPH	DIFF	TIME OF DAY				
1 -	OUTLAP	66.6	22.901	111.2	34.217	60.8	30.133	109.6	2:13.067	65.83	13.157	09:29:53.439
2 -	40.521	72.5	22.256	112.2	32.440	60.0	29.324	109.8	2:04.541 (3)	70.33	4.631	09:31:57.980
3 -	39.686	73.1	22.098	113.7	31.795	64.4	28.695	110.0	2:02.274 (2)	71.64	2.364	09:34:00.254
4 -	38.898	76.2	21.728	112.7	31.198	69.4	28.086	110.0	1:59.910 (1)	73.05		09:36:00.164

P22	53	Kiyano VEIJER	Honda - Microlise Cresswell Racing					
IDEAL LAP TIME : 2:00.141		BEST LAP TIME : 2:00.614		DIFFERENCE : 0.473				

LAP	SECTOR 1	SECTOR 2	SECTOR 3	SECTOR 4	LAP TIME	MPH	DIFF	TIME OF DAY				
1 -	OUTLAP	68.5	23.529	107.5	34.457	64.2	29.247	112.5	2:17.041	63.92	16.427	09:29:34.585
2 -	40.095	79.5	22.452	110.1	32.171	65.4	28.702	112.9	2:03.420 (3)	70.97	2.806	09:31:38.005
3 -	38.752	80.4	21.794	110.9	32.302	70.7	29.138	113.1	2:01.986 (2)	71.81	1.372	09:33:39.991
4 -	39.225	84.9	21.529	113.3	31.812	65.9	28.048	113.3	2:00.614 (1)	72.62		09:35:40.605

P23	61	Harrison MACKAY	Honda - True Heros Racing / Super Soco					
IDEAL LAP TIME : 2:01.544		BEST LAP TIME : 2:01.667		DIFFERENCE : 0.123				

LAP	SECTOR 1	SECTOR 2	SECTOR 3	SECTOR 4	LAP TIME	MPH	DIFF	TIME OF DAY				
1 -	OUTLAP	67.3	22.556	104.5	34.038	63.0	29.325	113.3	2:11.858	66.43	10.191	09:29:27.089
2 -	40.392	79.0	21.691	111.1	33.005	65.8	29.380	111.6	2:04.468 (3)	70.37	2.801	09:31:31.557
3 -	38.736	78.6	21.254	105.0	34.098	64.8	28.722	110.7	2:02.810 (2)	71.32	1.143	09:33:34.367
4 -	38.663	77.7	21.281	108.0	32.905	67.1	28.818	112.5	2:01.667 (1)	71.99		09:35:36.034

P24	51	Holly HARRIS	Honda - MJL Racing					
IDEAL LAP TIME : 2:01.641		BEST LAP TIME : 2:01.997		DIFFERENCE : 0.356				

LAP	SECTOR 1	SECTOR 2	SECTOR 3	SECTOR 4	LAP TIME	MPH	DIFF	TIME OF DAY				
1 -	OUTLAP	73.9	22.843	101.3	35.952	57.9	30.022	111.2	2:15.187	64.79	13.190	09:29:30.862
2 -	40.727	81.6	21.653	108.0	33.592	67.1	28.828	114.7	2:04.800 (3)	70.19	2.803	09:31:35.662
3 -	39.591	82.5	21.445	105.8	34.103	67.3	28.942	114.1	2:04.081 (2)	70.59	2.084	09:33:39.743
4 -	38.160	82.5	21.523	107.2	33.870	67.5	28.444	113.1	2:01.997 (1)	71.80		09:35:41.740

P25	9	Bailey STUART-CAMPBELL	Honda - Team 151s					
IDEAL LAP TIME : 2:02.960		BEST LAP TIME : 2:02.985		DIFFERENCE : 0.025				

LAP	SECTOR 1	SECTOR 2	SECTOR 3	SECTOR 4	LAP TIME	MPH	DIFF	TIME OF DAY				
1 -	OUTLAP	71.2	22.986	110.3	34.693	63.3	29.733	114.1	2:12.724	66.00	9.739	09:29:26.485
2 -	41.074	77.6	22.349	112.2	34.613	57.7	29.871	114.3	2:07.907 (3)	68.48	4.922	09:31:34.392
3 -	39.896	81.5	21.532	118.1	32.888	67.3	28.669	115.1	2:02.985 (1)	71.22		09:33:37.377
4 -	39.871	83.9	21.769	116.5	32.923	68.0	28.905	113.9	2:03.468 (2)	70.94	0.483	09:35:40.845

P26	65	Alexander ROWAN	Honda - Victoria House Mortimer Racing					
IDEAL LAP TIME : 2:02.749		BEST LAP TIME : 2:03.696		DIFFERENCE : 0.947				

LAP	SECTOR 1	SECTOR 2	SECTOR 3	SECTOR 4	LAP TIME	MPH	DIFF	TIME OF DAY				
1 -	OUTLAP	62.1	23.511	102.7	34.957	54.2	29.882	113.9	2:16.438	64.20	12.742	09:29:32.736
2 -	42.743	71.8	22.466	107.7	34.082	56.0	29.821	113.1	2:09.112 (3)	67.84	5.416	09:31:41.848
3 -	41.208	72.7	21.685	109.1	33.344	60.9	28.237	113.7	2:04.474 (2)	70.37	0.778	09:33:46.322
4 -	40.376	79.5	21.360	113.5	32.776	60.0	29.184	113.1	2:03.696 (1)	70.81		09:35:50.018

Weather / Track : Drizzle / Damp

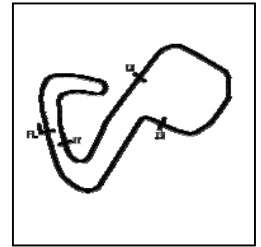
Brands Hatch GP
Circuit Length = 2.4332 miles
Start: 09:27 Flag 09:35 End: 09:37

MCRCB BULLETIN TK250

2021 Bennetts British Superbike Championship - Round 3

2021 Honda British Talent Cup

WARM UP - SECTOR ANALYSIS



SECTOR 1 = FL to I1, SECTOR 2 = I1 to I2 SECTOR 3 = I2 to I3, SECTOR 4 = I3 to FL, DIFF = Difference To Personal Best Lap, P = Crossed Finish Line in Pit Lane, D = Time Disallowed

P27 22		Anthony EAGLE		Honda - Microlise Cresswell Racing									
IDEAL LAP TIME : 2:04.609		BEST LAP TIME : 2:04.991		DIFFERENCE : 0.382									
LAP	SECTOR 1	SECTOR 2		SECTOR 3		SECTOR 4		LAP TIME	MPH	DIFF	TIME OF DAY		
1 -	OUTLAP	74.1	23.034	101.6	35.873	56.6	29.893	107.8	2:11.871	66.42	6.880	09:29:24.464	
2 -	41.539	71.8	23.678	105.3	34.715	57.0	30.358	110.7	2:10.290 (3)	67.23	5.299	09:31:34.754	
3 -	40.590	76.8	22.152	104.3	33.762	61.6	29.249	110.0	2:05.753 (2)	69.65	0.762	09:33:40.507	
4 -	39.598	77.0	22.323	112.4	33.973	59.2	29.097	109.2	2:04.991 (1)	70.08		09:35:45.498	

P28 44		Lucas HILL		Honda - Ashcourt Racing									
IDEAL LAP TIME : 2:10.444		BEST LAP TIME :		DIFFERENCE :									
LAP	SECTOR 1	SECTOR 2		SECTOR 3		SECTOR 4		LAP TIME	MPH	DIFF	TIME OF DAY		
1 -	OUTLAP	69.2	27.497	95.7	38.559	64.7	30.674	104.6	2:25.840	60.06		09:29:43.763	
2 -	42.943	81.3	22.391	112.5	35.536	61.5	IN PIT		3:37.459 P	40.28		09:33:21.222	
3 -	OUTLAP	75.4	22.580	111.8	34.747	60.2	30.363	103.8	2:11.769	66.47		09:35:32.991	

MCRCB BULLETIN TK251

2021 Bennetts British Superbike Championship - Round 3

2021 Honda British Talent Cup

WARM UP - BEST SECTORS

SECTOR 1				SECTOR 2			SECTOR 3			SECTOR 4			IDEAL / BEST COMPARISON						
POS	NO	NAME	TIME	NO	NAME	TIME	NO	NAME	TIME	NO	NAME	TIME	POS	NO	NAME	IDEAL	BEST	DIFF	
																PERFECT LAP	1:48.089		
1	74	BROWN	34.256	57	GARNESS	19.593	74	BROWN	28.621	74	BROWN	25.619	1	74	BROWN	1:48.090	1:48.090	0.000	
2	29	BROWN	34.504	74	BROWN	19.594	29	BROWN	28.686	29	BROWN	25.690	2	29	BROWN	1:48.683	1:49.169	0.486	
3	52	BELFORD	35.216	29	BROWN	19.803	52	BELFORD	28.907	57	GARNESS	26.151	3	52	BELFORD	1:50.163	1:50.163	0.000	
4	57	GARNESS	35.237	52	BELFORD	19.828	4	MOUNSEY	29.194	48	WALKER	26.186	4	57	GARNESS	1:50.524	1:50.563	0.039	
5	15	CROSBY	35.356	96	BANHAM	20.065	96	BANHAM	29.316	52	BELFORD	26.212	5	96	BANHAM	1:51.330	1:51.330	0.000	
6	96	BANHAM	35.507	48	WALKER	20.143	15	CROSBY	29.331	4	MOUNSEY	26.427	6	15	CROSBY	1:51.634	1:51.711	0.077	
7	48	WALKER	35.551	24	BUCHANA	20.166	57	GARNESS	29.543	96	BANHAM	26.442	7	48	WALKER	1:51.905	1:51.905	0.000	
8	4	MOUNSEY	35.774	43	HITCHCO	20.224	21	JEFFREY	29.734	15	CROSBY	26.527	8	4	MOUNSEY	1:51.969	1:52.250	0.281	
9	43	HITCHCO	36.268	21	JEFFREY	20.271	43	HITCHCO	29.937	21	JEFFREY	26.713	9	21	JEFFREY	1:53.220	1:53.746	0.526	
10	21	JEFFREY	36.502	15	CROSBY	20.420	48	WALKER	30.025	43	HITCHCO	26.918	10	43	HITCHCOCK	1:53.347	1:53.892	0.545	
11	14	PENDRIL	36.872	8	MOORE	20.451	34	COOK	30.754	8	MOORE	27.104	11	34	COOK	1:56.223	1:56.662	0.439	
12	24	BUCHANA	37.013	4	MOUNSEY	20.574	41	HOPKINS	30.930	23	STEPHEN	27.180	12	14	PENDRILL	1:56.418	1:57.031	0.613	
13	79	McCABE	37.033	7	LYONS	20.587	79	McCABE	31.148	14	PENDRIL	27.445	13	24	BUCHANAN	1:56.430	1:56.430	0.000	
14	34	COOK	37.102	2	COATES	20.591	2	COATES	31.165	24	BUCHANA	27.453	14	79	McCABE	1:56.481	1:56.524	0.043	
15	7	LYONS	37.243	34	COOK	20.626	69	BANISH	31.198	7	LYONS	27.492	15	7	LYONS	1:56.625	1:56.625	0.000	
16	2	COATES	37.440	14	PENDRIL	20.647	23	STEPHEN	31.236	79	McCABE	27.567	16	23	STEPHENSON	1:56.891	1:57.199	0.308	
17	8	MOORE	37.497	41	HOPKINS	20.696	7	LYONS	31.303	34	COOK	27.741	17	8	MOORE	1:57.049	1:57.049	0.000	
18	66	DOBSON	37.514	79	McCABE	20.733	66	DOBSON	31.432	41	HOPKINS	27.802	18	41	HOPKINS	1:57.088	1:57.406	0.318	
19	23	STEPHEN	37.518	66	DOBSON	20.768	14	PENDRIL	31.454	2	COATES	27.972	19	2	COATES	1:57.168	1:58.150	0.982	
20	41	HOPKINS	37.660	23	STEPHEN	20.957	24	BUCHANA	31.798	53	VEIJER	28.048	20	66	DOBSON	1:57.971	1:57.971	0.000	
21	51	HARRIS	38.160	61	MACKAY	21.254	53	VEIJER	31.812	69	BANISH	28.086	21	69	BANISH	1:59.910	1:59.910	0.000	
22	61	MACKAY	38.663	65	ROWAN	21.360	8	MOORE	31.997	65	ROWAN	28.237	22	53	VEIJER	2:00.141	2:00.614	0.473	
23	53	VEIJER	38.752	51	HARRIS	21.445	65	ROWAN	32.776	66	DOBSON	28.257	23	61	MACKAY	2:01.544	2:01.667	0.123	
24	69	BANISH	38.898	53	VEIJER	21.529	9	STUART-	32.888	51	HARRIS	28.444	24	51	HARRIS	2:01.641	2:01.997	0.356	
25	22	EAGLE	39.598	9	STUART-	21.532	61	MACKAY	32.905	9	STUART-	28.669	25	65	ROWAN	2:02.749	2:03.696	0.947	
26	9	STUART-	39.871	69	BANISH	21.728	51	HARRIS	33.592	61	MACKAY	28.722	26	9	STUART-CAMPBELL	2:02.960	2:02.985	0.025	
27	65	ROWAN	40.376	22	EAGLE	22.152	22	EAGLE	33.762	22	EAGLE	29.097	27	22	EAGLE	2:04.609	2:04.991	0.382	
28	44	HILL	42.943	44	HILL	22.391	44	HILL	34.747	44	HILL	30.363	28	44	HILL	2:10.444			

Weather / Track : Drizzle / Damp

Results can be found at www.tsl-timing.com

Brands Hatch GP

Circuit Length = 2.4332 miles

Start: 09:27 Flag 09:35 End: 09:37

Printed - 09:39 Sunday, 25 July 2021

MCRCB BULLETIN TK252**2021 Bennetts British Superbike Championship - Round 3****2021 Honda British Talent Cup****WARM UP - BEST SPEEDS**

POS	INTERMEDIATE 1			INTERMEDIATE 2			INTERMEDIATE 3			FINISH LINE		
	NO	NAME	MPH	NO	NAME	MPH	NO	NAME	MPH	NO	NAME	MPH
1	57	GARNESS	96.0	7	LYONS	120.6	74	BROWN	83.3	52	BELFORD	118.3
2	74	BROWN	94.1	34	COOK	119.4	29	BROWN	81.5	57	GARNESS	118.3
3	29	BROWN	93.4	74	BROWN	118.9	57	GARNESS	78.8	74	BROWN	115.9
4	4	MOUNSEY	92.9	52	BELFORD	118.9	96	BANHAM	77.0	48	WALKER	115.7
5	24	BUCHANAN	91.9	24	BUCHANAN	118.9	15	CROSBY	75.9	21	JEFFREY	115.7
6	52	BELFORD	91.0	41	HOPKINS	118.9	52	BELFORD	75.1	43	HITCHCOCK	115.3
7	15	CROSBY	90.1	57	GARNESS	118.3	48	WALKER	74.3	9	STUART-CAMPBELL	115.1
8	96	BANHAM	88.7	4	MOUNSEY	118.3	4	MOUNSEY	73.7	8	MOORE	114.9
9	7	LYONS	87.0	9	STUART-CAMPBELL	118.1	21	JEFFREY	72.3	24	BUCHANAN	114.7
10	48	WALKER	86.9	96	BANHAM	117.5	34	COOK	72.2	79	McCABE	114.7
11	34	COOK	86.8	48	WALKER	117.5	53	VEIJER	70.7	51	HARRIS	114.7
12	14	PENDRILL	86.4	79	McCABE	117.5	2	COATES	70.2	4	MOUNSEY	114.1
13	66	DOBSON	86.4	29	BROWN	116.9	66	DOBSON	70.1	7	LYONS	114.1
14	43	HITCHCOCK	85.4	43	HITCHCOCK	116.9	43	HITCHCOCK	69.9	34	COOK	114.1
15	2	COATES	85.3	21	JEFFREY	116.5	14	PENDRILL	69.9	65	ROWAN	113.9
16	79	McCABE	85.2	66	DOBSON	116.5	79	McCABE	69.7	66	DOBSON	113.3
17	53	VEIJER	84.9	15	CROSBY	115.7	69	BANISH	69.4	53	VEIJER	113.3
18	41	HOPKINS	84.2	2	COATES	115.3	23	STEPHENSON	69.2	61	MACKAY	113.3
19	9	STUART-CAMPBELL	83.9	8	MOORE	114.5	41	HOPKINS	69.0	15	CROSBY	112.9
20	8	MOORE	82.9	23	STEPHENSON	113.9	9	STUART-CAMPBELL	68.0	29	BROWN	112.7
21	51	HARRIS	82.5	69	BANISH	113.7	51	HARRIS	67.5	96	BANHAM	112.5
22	44	HILL	81.3	65	ROWAN	113.5	24	BUCHANAN	67.4	23	STEPHENSON	112.0
23	23	STEPHENSON	80.8	53	VEIJER	113.3	61	MACKAY	67.1	41	HOPKINS	111.4
24	21	JEFFREY	80.1	44	HILL	112.5	8	MOORE	67.0	2	COATES	110.9
25	65	ROWAN	79.5	22	EAGLE	112.4	7	LYONS	65.4	22	EAGLE	110.7
26	61	MACKAY	79.0	14	PENDRILL	111.1	44	HILL	64.7	14	PENDRILL	110.0
27	22	EAGLE	77.0	61	MACKAY	111.1	22	EAGLE	61.6	69	BANISH	110.0
28	69	BANISH	76.2	51	HARRIS	108.0	65	ROWAN	60.9	44	HILL	104.6

Weather / Track : Drizzle / Damp

Brands Hatch GP

Circuit Length = 2.4332 miles

Start: 09:27 Flag 09:35 End: 09:37

Results can be found at www.tsl-timing.com

Printed - 09:40 Sunday, 25 July 2021

MCRCB BULLETIN TK253

2021 Bennetts British Superbike Championship - Round 3

2021 Honda British Talent Cup

WARM UP - STATISTICS

Competitors Started 28
Planned Start 2021-07-25 @ 09:26:00.000
Actual Start 2021-07-25 @ 09:27:09.431
Finish Time 2021-07-25 @ 09:35:09.431
Track Length 2.4332mi.
Total Laps 121
Total Distance Covered 294.4280mi.

Session Fastest Lap History

NO	NAME	LAP TIME	TIME OF DAY	LAP	VEHICLE
29	Lucas BROWN	1:51.009	09:30:59.943	2	Honda
29	Lucas BROWN	1:49.551	09:32:49.495	3	Honda
74	Carter BROWN	1:49.012	09:32:50.563	3	Honda
74	Carter BROWN	1:48.090	09:34:38.653	4	Honda

Flag History

TYPE	TIME OF DAY
GREEN	09:27:09.431
FINISH	09:35:09.431

Flag Statistics

TYPE	COUNT	TOTAL LAPS	TOTAL TIME
Green	1	5	10:41.658
Red	0	0	0.000
Safety Car	0	0	0.000
FCY	0	0	0.000

Weather / Track : Drizzle / Damp

Results can be found at www.tsl-timing.com

Brands Hatch GP
Circuit Length = 2.4332 miles
Start: 09:27 Flag 09:35 End: 09:37

Printed - 09:40 Sunday, 25 July 2021

MCRCB BULLETIN TK254

2021 Bennetts British Superbike Championship - Round 3

2021 Honda British Talent Cup

WARM UP - SESSION NOTES

TIME

MESSAGE

09:37:18

TIME TO PITLANE OPEN: 3 MINUTES

Weather / Track : Drizzle / Damp

Results can be found at www.tsl-timing.com

Brands Hatch GP
Circuit Length = 2.4332 miles
Start: 09:27 Flag 09:35 End: 09:37

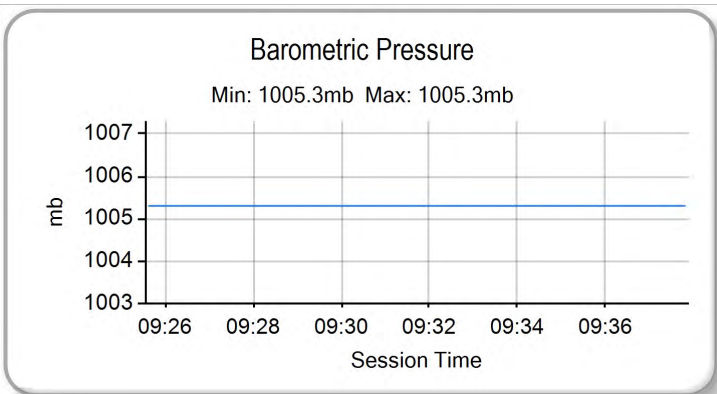
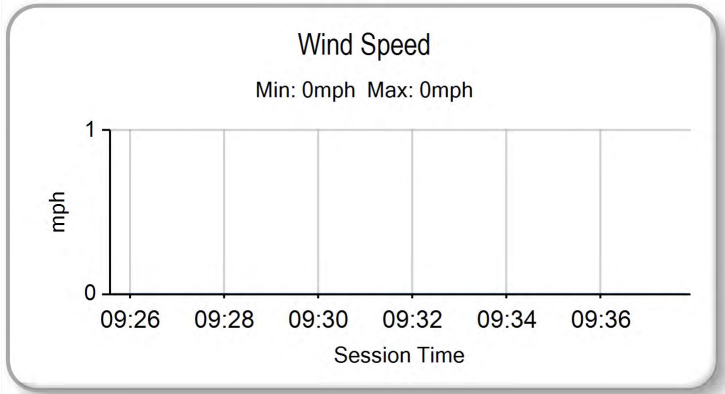
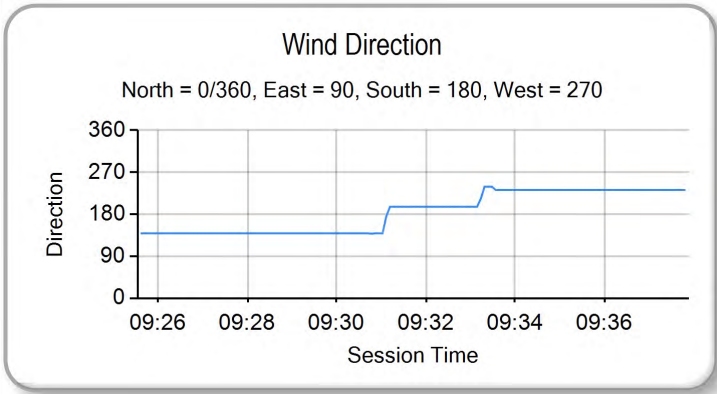
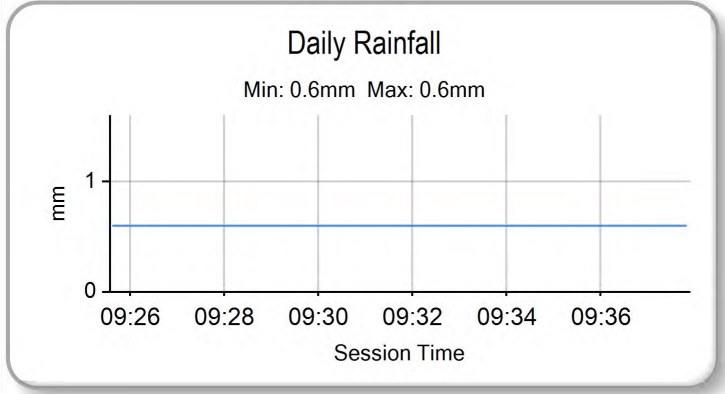
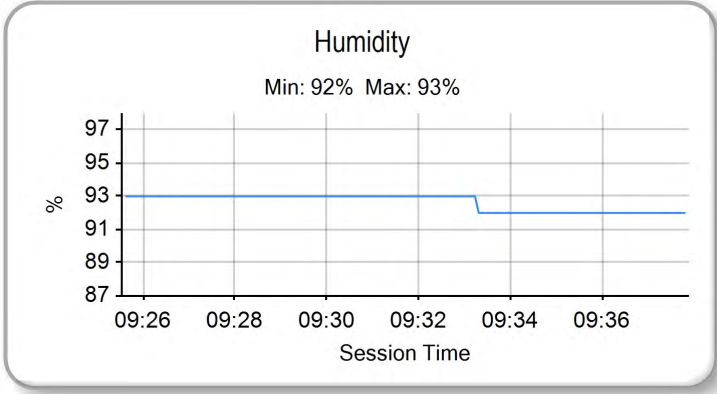
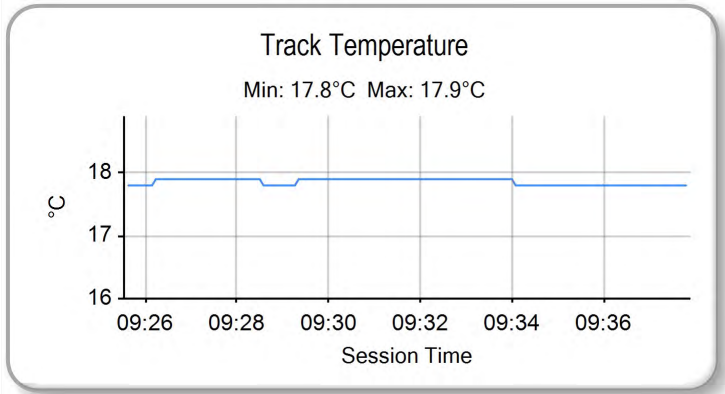
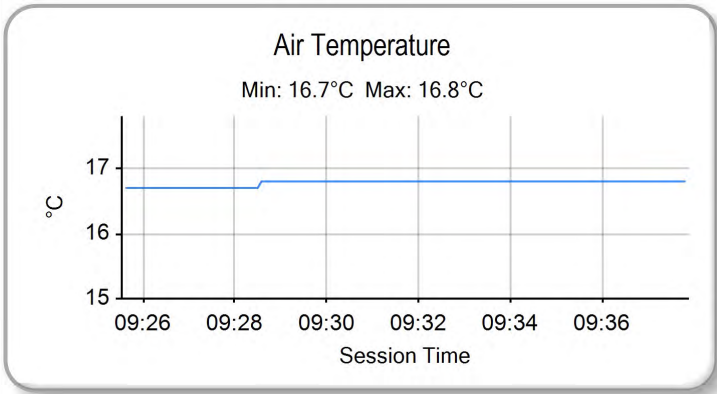
Printed - 09:40 Sunday, 25 July 2021

MCRCB BULLETIN TK255

2021 Bennetts British Superbike Championship - Round 3

2021 Honda British Talent Cup

WARM UP - WEATHER CONDITIONS



Weather / Track : Drizzle / Damp

Brands Hatch GP
Circuit Length = 2.4332 miles
Start: 09:27 Flag 09:35 End: 09:37

Results can be found at www.tsl-timing.com

Printed - 09:41 Sunday, 25 July 2021

RACE 2 - GRID (12 Laps) - FINAL

ROW 10	29	65 Alexander ROWAN	28	21 Troy JEFFREY		
ROW 9	27	1:45.847 51 Holly HARRIS	26	1:44.415 22 Anthony EAGLE	25	1:44.225 12 Josh BANNISTER
ROW 8	24	1:44.180 61 Harrison MACKAY	23	1:43.967 2 Rhys COATES	22	1:43.752 79 Harley McCABE
ROW 7	21	1:43.128 44 Lucas HILL	20	1:42.794 69 Eli BANISH	19	1:42.576 8 Ross MOORE
ROW 6	18	1:41.999 14 Evan PENDRILL	17	1:41.995 29 Lucas BROWN	16	1:41.700 41 Luca HOPKINS
ROW 5	15	1:41.561 23 Rhys STEPHENSON	14	1:41.517 66 Rossi DOBSON	13	1:40.560 53 Kiyano VEIJER
ROW 4	12	1:40.086 9 Bailey STUART-CAMPBELL	11	1:39.961 15 Harrison CROSBY	10	1:39.912 96 Rossi BANHAM
ROW 3	9	1:39.847 4 Sullivan MOUNSEY	8	1:39.800 7 Jamie LYONS	7	1:39.766 48 Ollie WALKER
ROW 2	6	1:39.323 24 Cormac BUCHANAN	5	1:39.316 57 Johnny GARNES	4	1:38.657 52 Evan BELFORD
ROW 1	3	1:38.635 74 Carter BROWN	2	1:38.594 43 Ryan HITCHCOCK	1	1:38.520 34 James COOK
Pole						

Brands Hatch GP
Circuit Length = 2.4332 miles

Chief Steward :

Steward :

Steward :

Results can be found at www.britishsuperbike.com

Printed - 09:54 Sunday, 25 July 2021



RACE 2 - CLASSIFICATION

POS	NO	NAME	NAT	ENTRY	LAPS	TIME	GAP	DIFF	MPH	BEST	ON
1	52	Evan BELFORD	GBR	Honda - City Lifting by RS Racing	12	19:53.016			88.11	1:38.227	4
2	34	James COOK	GBR	Honda - Wilson Racing	12	19:53.077	0.061	0.061	88.10	1:38.505	4
3	57	Johnny GARNES	GBR	Honda - City Lifting by RS Racing	12	20:01.805	8.789	8.728	87.46	1:38.792	12
4	74	Carter BROWN	GBR	Honda - City Lifting by RS Racing	12	20:01.906	8.890	0.101	87.45	1:38.938	12
5	43	Ryan HITCHCOCK	GBR	Honda - Wilson Racing	12	20:01.971	8.955	0.065	87.45	1:38.872	12
6	48	Ollie WALKER	GBR	Honda - Moto Rapido / SP125 Racing	12	20:02.016	9.000	0.045	87.45	1:38.444	8
7	7	Jamie LYONS	GBR	Honda - C&M Motors Ltd / Tooltec Racing	12	20:07.290	14.274	5.274	87.06	1:39.474	9
8	96	Rossi BANHAM	GBR	Honda - MJL Racing	12	20:07.377	14.361	0.087	87.06	1:39.433	8
9	4	Sullivan MOUNSEY	GBR	Honda - iForce Lloyd & Jones	12	20:11.449	18.433	4.072	86.77	1:39.505	9
10	9	Bailey STUART-CAMPBELL	GBR	Honda - Team 151s	12	20:16.034	23.018	4.585	86.44	1:39.654	10
11	15	Harrison CROSBY	GBR	Honda - Banks Racing	12	20:16.670	23.654	0.636	86.39	1:39.885	8
12	53	Kiyano VEIJER	NLD	Honda - Microlise Cresswell Racing	12	20:37.943	44.927	21.273	84.91	1:40.983	11
13	29	Lucas BROWN	GBR	Honda - Amphibian Scaffolding / SP125 Racing	12	20:38.059	45.043	0.116	84.90	1:41.815	8
14	23	Rhys STEPHENSON	GBR	Honda - Rocket Racing	12	20:38.685	45.669	0.626	84.86	1:41.712	7
15	41	Luca HOPKINS	GBR	Honda - Wilson Racing	12	20:38.688	45.672	0.003	84.86	1:41.842	8
16	66	Rossi DOBSON	GBR	Honda - WM Racing	12	20:40.686	47.670	1.998	84.72	1:41.863	8
17	21	Troy JEFFREY	GBR	Honda - Stiggymotorsport	12	20:52.072	59.056	11.386	83.95	1:41.503	8
18	79	Harley McCABE	GBR	Honda - MLav VisionTrack Academy	12	20:54.046	1:01.030	1.974	83.82	1:42.732	5
19	14	Evan PENDRILL	GBR	Honda - EPRacing / SP125 Racing	12	20:59.029	1:06.013	4.983	83.49	1:42.598	5
20	8	Ross MOORE	GBR	Honda - B Moore Honda	12	21:03.480	1:10.464	4.451	83.19	1:43.422	11
21	44	Lucas HILL	GBR	Honda - Ashcourt Racing	12	21:03.888	1:10.872	0.408	83.17	1:43.819	12
22	69	Eli BANISH	USA	Honda - Team Thornycroft Racing	12	21:04.900	1:11.884	1.012	83.10	1:43.150	8
23	2	Rhys COATES	GBR	Honda - Ernie Coates Race Support / SP125 Racing	12	21:10.206	1:17.190	5.306	82.75	1:44.022	7
24	22	Anthony EAGLE	UZB	Honda - Microlise Cresswell Racing	12	21:14.339	1:21.323	4.133	82.48	1:44.191	8
25	12	Josh BANNISTER	GBR	Honda - Dunsley Heat Racing	12	21:26.034	1:33.018	11.695	81.73	1:44.910	11
26	51	Holly HARRIS	GBR	Honda - MJL Racing	12	21:26.507	1:33.491	0.473	81.70	1:44.934	12
27	61	Harrison MACKAY	GBR	Honda - True Heros Racing / Super Soco	12	21:38.915	1:45.899	12.408	80.92	1:45.972	8
28	65	Alexander ROWAN	GBR	Honda - Victoria House Mortimer Racing	11	20:08.328	1 Lap	1 Lap	79.74	1:47.602	6

NOT CLASSIFIED

DNF	24	Cormac BUCHANAN	NZL	Honda - Microlise Cresswell Racing	11	18:36.316	1 Lap		86.31	1:39.893	8
-----	----	-----------------	-----	------------------------------------	----	-----------	-------	--	-------	----------	---

FASTEST LAP

	52	Evan BELFORD	GBR	Honda - City Lifting by RS Racing	4	1:38.227			89.17 mph	143.52 kph	
--	----	--------------	-----	-----------------------------------	---	----------	--	--	-----------	------------	--

Weather / Track : Overcast / Damp

These results are provisional until the conclusion of any judicial and technical matters.

Brands Hatch GP: 2.4332 miles

Race Distance: 12 Laps / 29.19 miles

Start: 12:17 Flag 12:37 End: 12:39

Race Director : Stuart Higgs	Stewards :	Timekeeper : Richard Evans
------------------------------	------------	----------------------------

Results can be found at www.britishsuperbike.com

Printed - 12:42 Sunday, 25 July 2021



MCRCB BULLETIN TK311

2021 Bennetts British Superbike Championship - Round 3

2021 Honda British Talent Cup

RACE 2 - LAP CHART

LAP 1 @ 12:19:12.290			LAP 3 @ 12:22:30.345			LAP 5 @ 12:25:47.776			LAP 7 @ 12:29:05.642			LAP 9 @ 12:32:23.597		
NO	BEHIND	LAP TIME	NO	BEHIND	LAP TIME	NO	BEHIND	LAP TIME	NO	BEHIND	LAP TIME	NO	BEHIND	LAP TIME
52		1:45.027	34		1:38.949	52		1:38.985	34		1:39.231	52		1:38.906
34	0.053	1:45.080	52	0.219	1:39.135	34	0.025	1:38.951	52	0.068	1:39.365	34	0.082	1:38.924
57	0.589	1:45.616	57	2.279	1:40.022	74	4.205	1:39.397	57	5.627	1:39.747	57	6.814	1:39.713
74	0.993	1:46.020	74	2.418	1:39.776	57	4.260	1:39.672	74	5.679	1:39.408	74	6.990	1:39.743
4	1.932	1:46.959	43	2.697	1:39.557	43	4.478	1:39.624	43	5.865	1:39.716	48	7.054	1:39.350
43	1.990	1:47.017	4	4.954	1:40.506	48	7.017	1:39.222	48	7.215	1:38.782	43	7.258	1:39.811
7	2.551	1:47.578	7	5.018	1:40.218	96	7.811	1:39.698	4	10.037	1:40.216	7	11.221	1:39.474
48	2.682	1:47.709	48	5.096	1:40.265	4	7.856	1:39.999	7	10.106	1:40.068	96	11.273	1:39.468
96	2.727	1:47.754	96	5.413	1:40.271	7	7.891	1:39.629	96	10.327	1:40.360	4	12.122	1:39.505
24	3.111	1:48.138	24	7.489	1:40.792	24	11.143	1:40.437	24	14.289	1:40.483	15	16.838	1:40.558
15	3.409	1:48.436	15	7.780	1:40.910	15	11.367	1:40.470	15	14.350	1:40.599	24	16.869	1:40.642
66	5.522	1:50.549	9	10.798	1:40.630	9	14.367	1:40.774	9	16.844	1:40.006	9	18.959	1:40.111
41	5.686	1:50.713	66	14.186	1:42.897	23	21.131	1:42.521	23	27.299	1:41.712	23	33.893	1:42.304
29	5.959	1:50.986	23	14.242	1:42.697	41	21.531	1:42.085	66	28.166	1:41.875	29	34.563	1:42.258
23	6.039	1:51.066	41	14.439	1:42.933	66	21.859	1:42.708	29	28.445	1:42.270	66	34.951	1:42.877
9	6.565	1:51.592	29	14.798	1:43.094	29	21.956	1:42.286	41	28.531	1:42.568	41	35.055	1:42.637
44	8.368	1:53.395	21	18.478	1:43.063	53	26.193	1:42.047	53	31.901	1:41.702	53	37.216	1:41.683
8	8.871	1:53.898	53	18.562	1:43.089	21	26.352	1:42.517	21	32.108	1:41.611	21	37.647	1:41.991
21	9.451	1:54.478	44	19.077	1:44.395	79	28.224	1:42.732	79	37.075	1:43.373	79	46.261	1:44.244
2	9.506	1:54.533	8	19.678	1:44.383	44	30.039	1:44.066	14	40.779	1:42.947	14	52.609	1:44.901
53	9.562	1:54.589	79	19.798	1:43.749	8	30.740	1:43.662	44	40.825	1:44.442	44	52.978	1:45.333
79	9.753	1:54.780	22	22.288	1:44.962	14	32.485	1:42.598	8	43.340	1:44.427	8	55.710	1:45.198
14	9.776	1:54.803	2	22.559	1:45.559	2	35.150	1:44.949	69	45.496	1:43.152	69	55.927	1:45.236
22	10.311	1:55.338	14	22.633	1:45.372	22	35.229	1:45.294	2	46.814	1:44.022	2	57.953	1:45.045
69	11.336	1:56.363	69	24.248	1:44.617	69	35.419	1:44.849	22	46.929	1:44.529	22	58.069	1:44.904
51	12.471	1:57.498	51	29.474	1:47.266	51	45.629	1:46.382	51	1:00.049	1:45.760	12	1:12.993	1:45.312
61	13.191	1:58.218	61	29.819	1:46.851	61	46.085	1:46.634	61	1:00.440	1:46.082	51	1:13.425	1:45.933
12	14.368	1:59.395	12	30.042	1:46.938	12	46.188	1:46.519	12	1:00.493	1:45.935	61	1:15.845	1:47.388
65	14.610	1:59.637	65	36.687	1:49.748	65	58.903	1:49.312	65	1:16.538	1:47.899	65	1:35.506	1:48.052

LAP 2 @ 12:20:51.396			LAP 4 @ 12:24:08.791			LAP 6 @ 12:27:26.345			LAP 8 @ 12:30:44.691			LAP 10 @ 12:34:02.757		
NO	BEHIND	LAP TIME	NO	BEHIND	LAP TIME	NO	BEHIND	LAP TIME	NO	BEHIND	LAP TIME	NO	BEHIND	LAP TIME
34		1:39.053	52		1:38.227	52		1:38.569	52		1:38.981	34		1:39.078
52	0.033	1:39.139	34	0.059	1:38.505	34	0.066	1:38.610	34	0.064	1:39.113	52	0.092	1:39.252
57	1.206	1:39.723	57	3.573	1:39.740	57	5.177	1:39.486	57	6.007	1:39.429	74	7.739	1:39.909
74	1.591	1:39.704	74	3.793	1:39.821	43	5.446	1:39.537	74	6.153	1:39.523	57	7.790	1:40.136
43	2.089	1:39.205	43	3.839	1:39.588	74	5.568	1:39.932	43	6.353	1:39.537	48	7.866	1:39.972
4	3.397	1:40.571	48	6.780	1:40.130	48	7.730	1:39.282	48	6.610	1:38.444	43	8.141	1:40.043
7	3.749	1:40.304	4	6.842	1:40.334	4	9.118	1:39.831	7	10.653	1:39.596	96	12.010	1:39.897
48	3.780	1:40.204	96	7.098	1:40.131	96	9.264	1:40.022	96	10.711	1:39.433	7	12.037	1:39.976
96	4.091	1:40.470	7	7.247	1:40.675	7	9.335	1:40.013	4	11.523	1:40.535	4	14.195	1:41.233
24	5.646	1:41.641	24	9.691	1:40.648	15	13.048	1:40.250	24	15.133	1:39.893	15	19.310	1:41.632
15	5.819	1:41.516	15	9.882	1:40.548	24	13.103	1:40.529	15	15.186	1:39.885	9	19.453	1:39.654
9	9.117	1:41.658	9	12.578	1:40.226	9	16.135	1:40.337	9	17.754	1:39.959	24	19.483	1:41.774
66	10.238	1:43.822	23	17.595	1:41.799	23	24.884	1:42.322	23	30.495	1:42.245	23	37.320	1:42.587
41	10.455	1:43.875	66	18.136	1:42.396	41	25.260	1:42.298	66	30.980	1:41.863	29	38.107	1:42.704
23	10.494	1:43.561	41	18.431	1:42.438	29	25.472	1:42.085	29	31.211	1:41.815	41	38.175	1:42.280
29	10.653	1:43.800	29	18.655	1:42.303	66	25.588	1:42.298	41	31.324	1:41.842	53	39.473	1:41.417
44	13.631	1:44.369	21	22.820	1:42.788	53	29.496	1:41.872	53	34.439	1:41.587	66	39.588	1:43.797
8	14.244	1:44.479	53	23.131	1:43.015	21	29.794	1:42.011	21	34.562	1:41.503	21	46.015	1:47.528
21	14.364	1:44.019	79	24.477	1:43.125	79	32.999	1:43.344	79	40.923	1:42.897	79	51.112	1:44.011
53	14.422	1:43.966	44	24.958	1:44.327	44	35.680	1:44.210	44	46.551	1:44.775	14	57.167	1:43.718
79	14.998	1:44.351	8	26.063	1:44.831	14	37.129	1:43.213	14	46.614	1:44.884	44	59.732	1:45.914
2	15.949	1:45.549	14	28.872	1:44.685	8	38.210	1:46.039	8	49.418	1:45.127	8	1:00.953	1:44.403
14	16.210	1:45.540	22	28.920	1:45.078	69	41.641	1:44.791	69	49.597	1:43.150	69	1:01.330	1:44.563
22	16.275	1:45.070	2	29.186	1:45.073	22	41.697	1:45.037	2	51.814	1:44.049	2	1:03.738	1:44.945
69	18.580	1:46.350	69	29.555	1:43.753	2	42.089	1:45.508	22	52.071	1:44.191	22	1:05.002	1:46.093
51	21.157	1:47.792	51	38.232	1:47.204	51	53.586	1:46.526	51	1:06.398	1:45.398	12	1:20.201	1:46.368
61	21.917	1:47.832	61	38.436	1:47.063	61	53.655	1:46.139	12	1:06.587	1:45.143	51	1:20.780	1:46.515
12	22.053	1:46.791	12	38.654	1:47.058	12	53.855	1:46.236	61	1:07.363	1:45.972	61	1:26.034	1:49.349
65	25.888	1:50.384	65	48.576	1:50.335	65	1:07.936	1:47.602	65	1:26.360	1:48.871			

Brands Hatch GP

Circuit Length = 2.4332 miles

Start: 12:17 Flag 12:37 End: 12:39

Weather / Track : Overcast / Damp

MCRCB BULLETIN TK311

2021 Bennetts British Superbike Championship - Round 3

2021 Honda British Talent Cup

RACE 2 - LAP CHART

LAP 11 @ 12:35:41.737

NO	BEHIND	LAP TIME
34		1:38.980
52	0.026	1:38.914
65	1 Lap	1:47.735
74	8.494	1:39.735
57	8.539	1:39.729
43	8.625	1:39.464
48	8.649	1:39.763
7	12.830	1:39.773
96	12.880	1:39.850
4	16.121	1:40.906
9	21.494	1:41.021
24	21.842	1:41.339
15	21.925	1:41.595
23	40.941	1:42.601
29	41.298	1:42.171
41	41.387	1:42.192
53	41.476	1:40.983
66	43.233	1:42.625
21	51.936	1:44.901
79	55.829	1:43.697
14	1:01.315	1:43.128
8	1:05.395	1:43.422
44	1:05.595	1:44.843
69	1:06.307	1:43.957
2	1:10.232	1:45.474
22	1:13.074	1:47.052
12	1:26.131	1:44.910
51	1:27.099	1:45.299
61	1:35.691	1:48.637

LAP 12 @ 12:37:20.279

NO	BEHIND	LAP TIME
52		1:38.516
34	0.061	1:38.603
57	8.789	1:38.792
74	8.890	1:38.938
43	8.955	1:38.872
48	9.000	1:38.893
7	14.274	1:39.986
96	14.361	1:40.023
65	1 Lap	1:48.753
4	18.433	1:40.854
9	23.018	1:40.066
15	23.654	1:40.271
53	44.927	1:41.993
29	45.043	1:42.287
23	45.669	1:43.270
41	45.672	1:42.827
66	47.670	1:42.979
21	59.056	1:45.662
79	1:01.030	1:43.743
14	1:06.013	1:43.240
8	1:10.464	1:43.611
44	1:10.872	1:43.819
69	1:11.884	1:44.119
2	1:17.190	1:45.500
22	1:21.323	1:46.791
12	1:33.018	1:45.429
51	1:33.491	1:44.934
61	1:45.899	1:48.750

Weather / Track : Overcast / Damp

Results can be found at www.tsl-timing.com

Page 2 of 2

Brands Hatch GP
Circuit Length = 2.4332 miles
Start: 12:17 Flag 12:37 End: 12:39

Printed - 12:42 Sunday, 25 July 2021

MCRCB BULLETIN TK312**2021 Bennetts British Superbike Championship - Round 3****2021 Honda British Talent Cup****RACE 2 - POSITION CHART**

No	Name	Lap												
		Pos	1	2	3	4	5	6	7	8	9	10	11	12
34	COOK	1	52	34	34	52	52	52	34	52	52	34	34	52
43	HITCHCOCK	2	34	52	52	34	34	34	52	34	34	52	52	34
74	BROWN	3	57	57	57	57	74	57	57	57	57	74	74	57
52	BELFORD	4	74	74	74	74	57	43	74	74	74	57	57	74
57	GARNESS	5	4	43	43	43	43	74	43	43	48	48	43	43
24	BUCHANAN	6	43	4	4	48	48	48	48	48	43	43	48	48
48	WALKER	7	7	7	7	4	96	4	4	7	7	96	7	7
7	LYONS	8	48	48	48	96	4	96	7	96	96	7	96	96
4	MOUNSEY	9	96	96	96	7	7	7	96	4	4	4	4	4
96	BANHAM	10	24	24	24	24	24	15	24	24	15	15	9	9
15	CROSBY	11	15	15	15	15	15	24	15	15	24	9	24	15
9	STUART-CAMPBELL	12	66	9	9	9	9	9	9	9	9	24	15	53
53	VEIJER	13	41	66	66	23	23	23	23	23	23	23	23	29
66	DOBSON	14	29	41	23	66	41	41	66	66	29	29	29	23
23	STEPHENSON	15	23	23	41	41	66	29	29	29	66	41	41	41
41	HOPKINS	16	9	29	29	29	29	66	41	41	41	53	53	66
29	BROWN	17	44	44	21	21	53	53	53	53	53	66	66	21
14	PENDRILL	18	8	8	53	53	21	21	21	21	21	21	21	79
8	MOORE	19	21	21	44	79	79	79	79	79	79	79	79	14
69	BANISH	20	2	53	8	44	44	44	14	44	14	14	14	8
44	HILL	21	53	79	79	8	8	14	44	14	44	44	8	44
79	McCABE	22	79	2	22	14	14	8	8	8	8	8	44	69
2	COATES	23	14	14	2	22	2	69	69	69	69	69	69	2
61	MACKAY	24	22	22	14	2	22	22	2	2	2	2	2	22
12	BANNISTER	25	69	69	69	69	69	2	22	22	22	22	22	12
22	EAGLE	26	51	51	51	51	51	51	51	51	12	12	12	51
51	HARRIS	27	61	61	61	61	61	61	61	12	51	51	51	61
21	JEFFREY	28	12	12	12	12	12	12	12	61	61	61	61	
65	ROWAN	29	65	65	65	65	65	65	65	65	65	65	65	

Weather / Track : Overcast / Damp

Brands Hatch GP

Circuit Length = 2.4332 miles

Start: 12:17 Flag 12:37 End: 12:39

Results can be found at www.tsl-timing.com

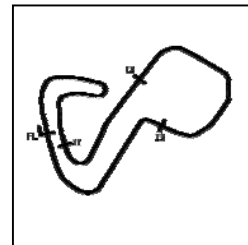
Printed - 12:43 Sunday, 25 July 2021

MCRCB BULLETIN TK313

2021 Bennetts British Superbike Championship - Round 3

2021 Honda British Talent Cup

RACE 2 - SECTOR ANALYSIS



SECTOR 1 = FL to I1, SECTOR 2 = I1 to I2 SECTOR 3 = I2 to I3, SECTOR 4 = I3 to FL, DIFF = Difference To Personal Best Lap, P = Crossed Finish Line in Pit Lane, D = Time Disallowed

P1 52		Evan BELFORD				Honda - City Lifting by RS Racing						
IDEAL LAP TIME : 1:38.079		BEST LAP TIME : 1:38.227				DIFFERENCE : 0.148						
LAP	SECTOR 1	SECTOR 2		SECTOR 3		SECTOR 4		LAP TIME	MPH	DIFF	TIME OF DAY	
1 -		100.0	18.437	118.9	26.375	90.0	23.965	114.1	1:45.027	83.40	6.800	12:19:12.290
2 -	31.035	99.8	18.196	120.0	25.997	89.8	23.911	113.5	1:39.139	88.35	0.912	12:20:51.429
3 -	30.942	100.6	18.087	122.9	26.073	87.9	24.033	116.1	1:39.135	88.36	0.908	12:22:30.564
4 -	30.841	100.6	17.867	121.7	25.735	89.5	23.784	114.7	1:38.227 (1)	89.17		12:24:08.791
5 -	31.135	97.8	18.225	117.9	25.917	86.7	23.708	116.5	1:38.985	88.49	0.758	12:25:47.776
6 -	30.819	100.3	18.191	118.3	25.835	88.3	23.724	114.9	1:38.569 (3)	88.87	0.342	12:27:26.345
7 -	31.359	97.6	18.269	118.1	25.876	86.9	23.861	117.3	1:39.365	88.15	1.138	12:29:05.710
8 -	31.095	101.2	18.159	119.8	25.854	89.2	23.873	114.7	1:38.981	88.50	0.754	12:30:44.691
9 -	31.115	98.8	18.192	117.5	25.886	89.7	23.713	114.7	1:38.906	88.56	0.679	12:32:23.597
10 -	30.961	100.4	18.169	119.6	26.068	89.9	24.054	114.7	1:39.252	88.25	1.025	12:34:02.849
11 -	30.989	99.2	18.116	120.6	25.975	91.1	23.834	112.7	1:38.914	88.56	0.687	12:35:41.763
12 -	30.971	99.2	18.106	120.4	25.781	89.0	23.658	114.7	1:38.516 (2)	88.91	0.289	12:37:20.279

P2 34		James COOK				Honda - Wilson Racing						
IDEAL LAP TIME : 1:38.101		BEST LAP TIME : 1:38.505				DIFFERENCE : 0.404						
LAP	SECTOR 1	SECTOR 2		SECTOR 3		SECTOR 4		LAP TIME	MPH	DIFF	TIME OF DAY	
1 -		99.8	18.162	120.6	26.323	87.6	23.804	113.9	1:45.080	83.36	6.575	12:19:12.343
2 -	31.101	100.4	18.140	118.7	26.107	87.7	23.705	115.5	1:39.053	88.43	0.548	12:20:51.396
3 -	30.846	99.2	18.188	118.5	25.987	93.2	23.928	114.5	1:38.949	88.52	0.444	12:22:30.345
4 -	30.730	99.2	18.240	116.9	25.867	85.4	23.668	114.1	1:38.505 (1)	88.92		12:24:08.850
5 -	30.977	98.6	18.240	118.9	25.892	88.3	23.842	113.9	1:38.951	88.52	0.446	12:25:47.801
6 -	31.076	100.6	17.992	117.5	25.972	84.4	23.570	113.9	1:38.610 (3)	88.83	0.105	12:27:26.411
7 -	31.172	98.5	18.312	118.1	25.831	90.3	23.916	114.1	1:39.231	88.27	0.726	12:29:05.642
8 -	31.032	99.5	18.373	115.7	25.895	86.7	23.813	115.3	1:39.113	88.38	0.608	12:30:44.755
9 -	30.930	99.4	18.223	118.1	25.817	89.9	23.954	114.1	1:38.924	88.55	0.419	12:32:23.679
10 -	31.218	99.7	18.021	121.7	26.031	85.2	23.808	114.9	1:39.078	88.41	0.573	12:34:02.757
11 -	30.949	98.8	18.361	118.3	26.003	85.7	23.667	112.5	1:38.980	88.50	0.475	12:35:41.737
12 -	30.895	99.5	18.303	116.3	25.843	84.3	23.562	115.9	1:38.603 (2)	88.83	0.098	12:37:20.340

P3 57		Johnny GARNES				Honda - City Lifting by RS Racing						
IDEAL LAP TIME : 1:38.691		BEST LAP TIME : 1:38.792				DIFFERENCE : 0.101						
LAP	SECTOR 1	SECTOR 2		SECTOR 3		SECTOR 4		LAP TIME	MPH	DIFF	TIME OF DAY	
1 -		103.2	18.153	121.7	26.674	85.9	23.845	120.2	1:45.616	82.94	6.824	12:19:12.879
2 -	31.268	103.5	18.072	121.5	26.490	86.5	23.893	118.9	1:39.723	87.84	0.931	12:20:52.602
3 -	31.389	103.5	18.213	121.3	26.518	88.3	23.902	119.1	1:40.022	87.57	1.230	12:22:32.624
4 -	31.399	103.7	18.093	122.0	26.311	87.4	23.937	118.5	1:39.740	87.82	0.948	12:24:12.364
5 -	31.638	99.8	18.085	122.0	26.295	89.2	23.654	121.5	1:39.672	87.88	0.880	12:25:52.036
6 -	31.171	103.5	18.224	121.1	26.313	88.7	23.778	119.1	1:39.486 (3)	88.05	0.694	12:27:31.522
7 -	31.093	102.9	18.139	121.3	26.431	89.2	24.084	118.5	1:39.747	87.82	0.955	12:29:11.269
8 -	31.093	102.6	18.117	122.0	26.345	89.2	23.874	118.7	1:39.429 (2)	88.10	0.637	12:30:50.698
9 -	31.266	102.1	18.230	121.3	26.357	89.3	23.860	118.3	1:39.713	87.85	0.921	12:32:30.411
10 -	31.340	102.4	18.214	121.1	26.506	89.7	24.076	117.1	1:40.136	87.47	1.344	12:34:10.547
11 -	31.122	103.8	18.035	121.5	26.209	90.6	24.363	114.1	1:39.729	87.83	0.937	12:35:50.276
12 -	30.877	102.7	18.118	119.8	26.125	91.1	23.672	119.4	1:38.792 (1)	88.66		12:37:29.068

Weather / Track : Overcast / Damp

Brands Hatch GP

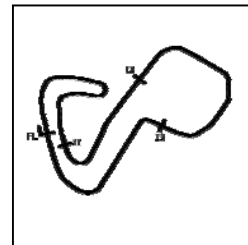
Circuit Length = 2.4332 miles

Start: 12:17 Flag 12:37 End: 12:39

2021 Bennetts British Superbike Championship - Round 3

2021 Honda British Talent Cup

RACE 2 - SECTOR ANALYSIS



SECTOR 1 = FL to I1, SECTOR 2 = I1 to I2 SECTOR 3 = I2 to I3, SECTOR 4 = I3 to FL, DIFF = Difference To Personal Best Lap, P = Crossed Finish Line in Pit Lane, D = Time Disallowed

P4 74		Carter BROWN				Honda - City Lifting by RS Racing						
IDEAL LAP TIME : 1:38.614		BEST LAP TIME : 1:38.938				DIFFERENCE : 0.324						
LAP	SECTOR 1	SECTOR 2		SECTOR 3		SECTOR 4		LAP TIME	MPH	DIFF	TIME OF DAY	
1 -		98.5	18.385	121.1	26.376	87.6	23.992	116.3	1:46.020	82.62	7.082	12:19:13.283
2 -	31.067	98.6	18.302	122.0	26.149	86.1	24.186	116.5	1:39.704	87.85	0.766	12:20:52.987
3 -	30.877	99.2	18.421	120.4	26.567	86.0	23.911	118.1	1:39.776	87.79	0.838	12:22:32.763
4 -	30.915	100.0	18.599	120.0	26.432	84.6	23.875	115.7	1:39.821	87.75	0.883	12:24:12.584
5 -	30.881	100.3	18.303	119.4	26.296	90.4	23.917	114.9	1:39.397 (2)	88.12	0.459	12:25:51.981
6 -	30.950	100.0	18.907	119.4	26.347	88.0	23.728	117.1	1:39.932	87.65	0.994	12:27:31.913
7 -	31.011	99.1	18.230	122.4	26.046	88.7	24.121	115.1	1:39.408 (3)	88.12	0.470	12:29:11.321
8 -	31.228	100.1	18.365	121.1	26.008	87.8	23.922	117.9	1:39.523	88.01	0.585	12:30:50.844
9 -	31.005	99.5	18.631	121.5	26.207	86.0	23.900	117.5	1:39.743	87.82	0.805	12:32:30.587
10 -	31.061	98.9	18.448	120.9	26.394	89.5	24.006	113.7	1:39.909	87.67	0.971	12:34:10.496
11 -	30.898	99.8	18.509	120.2	26.050	91.1	24.278	114.3	1:39.735	87.83	0.797	12:35:50.231
12 -	30.725	99.8	18.270	120.0	25.931	93.2	24.012	116.5	1:38.938 (1)	88.53		12:37:29.169

P5 43		Ryan HITCHCOCK				Honda - Wilson Racing						
IDEAL LAP TIME : 1:38.647		BEST LAP TIME : 1:38.872				DIFFERENCE : 0.225						
LAP	SECTOR 1	SECTOR 2		SECTOR 3		SECTOR 4		LAP TIME	MPH	DIFF	TIME OF DAY	
1 -		99.2	18.201	120.9	26.482	82.7	24.079	118.3	1:47.017	81.85	8.145	12:19:14.280
2 -	31.112	99.1	18.113	120.6	26.131	86.5	23.849	115.9	1:39.205 (2)	88.30	0.333	12:20:53.485
3 -	31.025	100.4	18.077	121.5	26.378	84.4	24.077	116.9	1:39.557	87.98	0.685	12:22:33.042
4 -	31.283	100.1	18.318	120.2	25.940	84.8	24.047	113.5	1:39.588	87.96	0.716	12:24:12.630
5 -	31.276	99.1	18.238	115.9	26.398	84.0	23.712	116.9	1:39.624	87.92	0.752	12:25:52.254
6 -	31.344	100.0	18.138	119.8	26.132	85.4	23.923	114.9	1:39.537	88.00	0.665	12:27:31.791
7 -	31.035	99.8	18.315	120.6	26.389	84.7	23.977	116.9	1:39.716	87.84	0.844	12:29:11.507
8 -	31.311	99.5	18.320	120.4	26.033	84.4	23.873	117.5	1:39.537	88.00	0.665	12:30:51.044
9 -	31.391	98.3	18.307	120.2	26.260	83.8	23.853	116.7	1:39.811	87.76	0.939	12:32:30.855
10 -	31.466	98.9	18.151	121.1	26.527	83.7	23.899	115.7	1:40.043	87.56	1.171	12:34:10.898
11 -	31.273	100.6	18.068	121.1	25.962	86.5	24.161	114.5	1:39.464 (3)	88.07	0.592	12:35:50.362
12 -	31.093	100.7	18.220	120.0	25.842	86.9	23.717	117.3	1:38.872 (1)	88.59		12:37:29.234

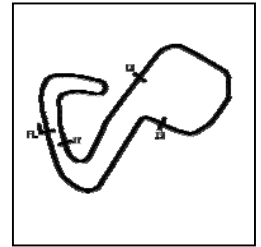
P6 48		Ollie WALKER				Honda - Moto Rapido / SP125 Racing						
IDEAL LAP TIME : 1:38.291		BEST LAP TIME : 1:38.444				DIFFERENCE : 0.153						
LAP	SECTOR 1	SECTOR 2		SECTOR 3		SECTOR 4		LAP TIME	MPH	DIFF	TIME OF DAY	
1 -		97.3	18.290	122.0	26.730	82.3	23.921	117.5	1:47.709	81.32	9.265	12:19:14.972
2 -	31.826	97.9	18.131	122.4	26.480	85.3	23.767	117.3	1:40.204	87.42	1.760	12:20:55.176
3 -	31.531	99.4	18.286	121.3	26.566	82.3	23.882	120.0	1:40.265	87.36	1.821	12:22:35.441
4 -	31.447	98.9	18.243	122.4	26.526	83.1	23.914	116.5	1:40.130	87.48	1.686	12:24:15.571
5 -	31.160	100.3	17.887	121.5	26.448	86.8	23.727	116.3	1:39.222	88.28	0.778	12:25:54.793
6 -	31.301	99.2	17.973	121.3	26.322	85.3	23.686	116.3	1:39.282	88.23	0.838	12:27:34.075
7 -	31.070	99.8	17.942	121.7	26.222	86.8	23.548	117.1	1:38.782 (2)	88.67	0.338	12:29:12.857
8 -	31.042	99.4	17.868	122.4	26.139	86.1	23.395	118.7	1:38.444 (1)	88.98		12:30:51.301
9 -	31.140	100.1	18.280	121.7	26.101	86.5	23.829	116.7	1:39.350	88.17	0.906	12:32:30.651
10 -	31.353	100.0	18.137	121.5	26.632	84.4	23.850	117.1	1:39.972	87.62	1.528	12:34:10.623
11 -	31.208	101.6	18.284	122.0	26.257	83.6	24.014	115.7	1:39.763	87.80	1.319	12:35:50.386
12 -	31.172	99.4	18.114	122.6	25.986	84.5	23.621	116.5	1:38.893 (3)	88.57	0.449	12:37:29.279

MCRCB BULLETIN TK313

2021 Bennetts British Superbike Championship - Round 3

2021 Honda British Talent Cup

RACE 2 - SECTOR ANALYSIS



SECTOR 1 = FL to I1, SECTOR 2 = I1 to I2 SECTOR 3 = I2 to I3, SECTOR 4 = I3 to FL, DIFF = Difference To Personal Best Lap, P = Crossed Finish Line in Pit Lane, D = Time Disallowed

P7		7		Jamie LYONS				Honda - C&M Motors Ltd / Tooltec Racing				
IDEAL LAP TIME : 1:39.015		BEST LAP TIME : 1:39.474				DIFFERENCE : 0.459						
LAP	SECTOR 1	SECTOR 2		SECTOR 3		SECTOR 4		LAP TIME	MPH	DIFF	TIME OF DAY	
1 -		98.2	18.577	122.0	26.619	84.4	24.232	116.3	1:47.578	81.42	8.104	12:19:14.841
2 -	31.676	98.8	18.356	120.2	26.237	87.6	24.035	116.3	1:40.304	87.33	0.830	12:20:55.145
3 -	31.552	99.1	18.273	120.6	26.366	85.8	24.027	118.5	1:40.218	87.40	0.744	12:22:35.363
4 -	31.394	98.8	18.481	122.0	26.591	83.9	24.209	117.9	1:40.675	87.01	1.201	12:24:16.038
5 -	31.520	100.1	18.251	121.7	26.041	86.0	23.817	118.3	1:39.629 (3)	87.92	0.155	12:25:55.667
6 -	31.827	99.2	18.347	121.1	25.986	81.9	23.853	119.4	1:40.013	87.58	0.539	12:27:35.680
7 -	31.433	100.0	18.238	120.9	26.135	89.4	24.262	114.5	1:40.068	87.53	0.594	12:29:15.748
8 -	31.424	98.2	18.343	118.1	25.903	91.4	23.926	113.9	1:39.596 (2)	87.95	0.122	12:30:55.344
9 -	31.123	98.5	18.341	118.3	25.925	89.9	24.085	114.7	1:39.474 (1)	88.06		12:32:34.818
10 -	31.441	98.5	18.442	117.9	26.061	89.3	24.032	113.1	1:39.976	87.61	0.502	12:34:14.794
11 -	31.430	99.8	18.264	119.8	26.061	89.1	24.018	113.7	1:39.773	87.79	0.299	12:35:54.567
12 -	31.679	98.6	18.432	118.5	25.837	88.5	24.038	114.5	1:39.986	87.61	0.512	12:37:34.553

P8		96		Rossi BANHAM				Honda - MJL Racing				
IDEAL LAP TIME : 1:39.209		BEST LAP TIME : 1:39.433				DIFFERENCE : 0.224						
LAP	SECTOR 1	SECTOR 2		SECTOR 3		SECTOR 4		LAP TIME	MPH	DIFF	TIME OF DAY	
1 -		98.2	18.419	119.1	26.745	84.4	24.181	116.3	1:47.754	81.29	8.321	12:19:15.017
2 -	31.736	99.2	18.436	120.6	26.368	86.7	23.930	116.3	1:40.470	87.18	1.037	12:20:55.487
3 -	31.445	98.6	18.415	121.1	26.341	81.1	24.070	117.9	1:40.271	87.36	0.838	12:22:35.758
4 -	31.468	98.8	18.296	119.4	26.353	86.9	24.014	116.1	1:40.131	87.48	0.698	12:24:15.889
5 -	31.378	100.0	18.296	119.4	26.004	89.4	24.020	114.1	1:39.698 (3)	87.86	0.265	12:25:55.587
6 -	31.384	99.1	18.383	117.1	26.283	88.7	23.972	116.7	1:40.022	87.57	0.589	12:27:35.609
7 -	31.651	99.4	18.318	119.8	26.001	88.6	24.390	116.3	1:40.360	87.28	0.927	12:29:15.969
8 -	31.331	99.2	18.352	120.2	25.940	89.0	23.810	116.3	1:39.433 (1)	88.09		12:30:55.402
9 -	31.178	98.6	18.412	119.4	25.925	88.8	23.953	115.3	1:39.468 (2)	88.06	0.035	12:32:34.870
10 -	31.457	99.7	18.401	117.1	26.159	84.7	23.880	115.3	1:39.897	87.68	0.464	12:34:14.767
11 -	31.307	98.3	18.444	115.9	26.127	87.8	23.972	115.3	1:39.850	87.73	0.417	12:35:54.617
12 -	31.688	98.6	18.414	119.4	26.007	87.7	23.914	115.5	1:40.023	87.57	0.590	12:37:34.640

P9		4		Sullivan MOUNSEY				Honda - iForce Lloyd & Jones				
IDEAL LAP TIME : 1:39.471		BEST LAP TIME : 1:39.505				DIFFERENCE : 0.034						
LAP	SECTOR 1	SECTOR 2		SECTOR 3		SECTOR 4		LAP TIME	MPH	DIFF	TIME OF DAY	
1 -		100.6	18.404	121.3	26.730	85.3	24.174	116.7	1:46.959	81.89	7.454	12:19:14.222
2 -	31.641	100.6	18.190	121.1	26.579	86.9	24.161	115.3	1:40.571	87.10	1.066	12:20:54.793
3 -	31.528	100.6	18.294	120.2	26.634	87.8	24.050	115.5	1:40.506	87.15	1.001	12:22:35.299
4 -	31.473	101.6	18.257	119.8	26.495	85.9	24.109	115.3	1:40.334	87.30	0.829	12:24:15.633
5 -	31.443	101.8	18.073	120.6	26.381	87.8	24.102	117.5	1:39.999 (3)	87.59	0.494	12:25:55.632
6 -	31.524	101.5	18.089	120.9	26.309	89.7	23.909	115.7	1:39.831 (2)	87.74	0.326	12:27:35.463
7 -	31.401	101.3	18.196	120.6	26.410	88.7	24.209	116.5	1:40.216	87.40	0.711	12:29:15.679
8 -	31.666	101.8	18.616	120.9	26.363	88.5	23.890	115.5	1:40.535	87.13	1.030	12:30:56.214
9 -	31.305	101.2	18.003	122.0	26.343	89.0	23.854	117.1	1:39.505 (1)	88.03		12:32:35.719
10 -	31.833	99.7	18.667	120.0	26.566	89.4	24.167	115.3	1:41.233	86.53	1.728	12:34:16.952
11 -	31.595	100.6	18.406	120.0	26.644	87.2	24.261	115.1	1:40.906	86.81	1.401	12:35:57.858
12 -	31.590	100.9	18.493	118.9	26.556	89.9	24.215	114.5	1:40.854	86.85	1.349	12:37:38.712

Weather / Track : Overcast / Damp

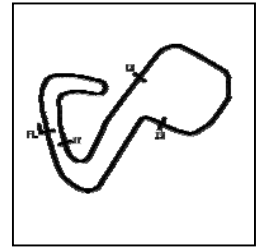
Brands Hatch GP
Circuit Length = 2.4332 miles
Start: 12:17 Flag 12:37 End: 12:39

MCRCB BULLETIN TK313

2021 Bennetts British Superbike Championship - Round 3

2021 Honda British Talent Cup

RACE 2 - SECTOR ANALYSIS



SECTOR 1 = FL to I1, SECTOR 2 = I1 to I2 SECTOR 3 = I2 to I3, SECTOR 4 = I3 to FL, DIFF = Difference To Personal Best Lap, P = Crossed Finish Line in Pit Lane, D = Time Disallowed

P10 9		Bailey STUART-CAMPBELL				Honda - Team 151s						
IDEAL LAP TIME : 1:39.433		BEST LAP TIME : 1:39.654				DIFFERENCE : 0.221						
LAP	SECTOR 1	SECTOR 2		SECTOR 3		SECTOR 4		LAP TIME	MPH	DIFF	TIME OF DAY	
1 -		93.2	18.789	124.2	27.432	86.3	24.038	118.5	1:51.592	78.49	11.938	12:19:18.855
2 -	32.134	96.9	18.391	123.5	26.940	88.0	24.193	115.9	1:41.658	86.16	2.004	12:21:00.513
3 -	31.875	99.5	18.147	121.1	26.629	87.3	23.979	116.3	1:40.630	87.05	0.976	12:22:41.143
4 -	31.562	101.0	18.080	120.9	26.680	88.8	23.904	116.5	1:40.226	87.40	0.572	12:24:21.369
5 -	31.626	100.6	18.189	120.9	26.583	90.6	24.376	116.5	1:40.774	86.92	1.120	12:26:02.143
6 -	31.409	101.2	18.198	121.1	26.528	88.1	24.202	116.3	1:40.337	87.30	0.683	12:27:42.480
7 -	31.498	101.0	18.101	120.9	26.408	89.2	23.999	116.1	1:40.006 (3)	87.59	0.352	12:29:22.486
8 -	31.329	100.7	18.042	121.7	26.399	90.5	24.189	115.7	1:39.959 (2)	87.63	0.305	12:31:02.445
9 -	31.436	100.9	18.220	120.6	26.485	90.3	23.970	116.3	1:40.111	87.50	0.457	12:32:42.556
10 -	31.481	100.7	18.104	122.0	26.205	88.3	23.864	117.3	1:39.654 (1)	87.90		12:34:22.210
11 -	31.918	98.8	18.480	120.2	26.508	90.6	24.115	114.7	1:41.021	86.71	1.367	12:36:03.231
12 -	31.322	101.8	18.141	120.6	26.448	90.0	24.155	115.5	1:40.066	87.54	0.412	12:37:43.297

P11 15		Harrison CROSBY				Honda - Banks Racing						
IDEAL LAP TIME : 1:39.546		BEST LAP TIME : 1:39.885				DIFFERENCE : 0.339						
LAP	SECTOR 1	SECTOR 2		SECTOR 3		SECTOR 4		LAP TIME	MPH	DIFF	TIME OF DAY	
1 -		96.8	18.556	119.1	26.628	83.3	24.289	115.7	1:48.436	80.78	8.551	12:19:15.699
2 -	31.663	98.3	18.723	119.1	27.008	85.9	24.122	114.3	1:41.516	86.29	1.631	12:20:57.215
3 -	31.565	98.5	18.675	118.7	26.470	85.8	24.200	114.3	1:40.910	86.80	1.025	12:22:38.125
4 -	31.505	98.6	18.333	120.2	26.548	82.2	24.162	114.5	1:40.548	87.12	0.663	12:24:18.673
5 -	31.629	98.1	18.262	120.6	26.412	86.8	24.167	114.7	1:40.470	87.18	0.585	12:25:59.143
6 -	31.252	98.2	18.262	119.8	26.496	87.6	24.240	114.1	1:40.250 (2)	87.37	0.365	12:27:39.393
7 -	31.473	97.8	18.495	117.3	26.309	87.4	24.322	112.9	1:40.599	87.07	0.714	12:29:19.992
8 -	31.355	98.3	18.498	118.1	26.040	86.3	23.992	115.1	1:39.885 (1)	87.69		12:30:59.877
9 -	31.479	98.1	18.433	119.4	26.401	88.0	24.245	113.5	1:40.558	87.11	0.673	12:32:40.435
10 -	31.891	97.5	18.709	116.5	26.557	89.4	24.475	112.2	1:41.632	86.19	1.747	12:34:22.067
11 -	32.123	95.1	18.589	118.5	26.526	89.5	24.357	115.5	1:41.595	86.22	1.710	12:36:03.662
12 -	31.373	98.6	18.385	118.3	26.124	89.2	24.389	111.1	1:40.271 (3)	87.36	0.386	12:37:43.933

P12 53		Kiyano VEIJER				Honda - Microlise Cresswell Racing						
IDEAL LAP TIME : 1:40.979		BEST LAP TIME : 1:40.983				DIFFERENCE : 0.004						
LAP	SECTOR 1	SECTOR 2		SECTOR 3		SECTOR 4		LAP TIME	MPH	DIFF	TIME OF DAY	
1 -		92.1	18.790	120.4	28.500	76.7	24.951	116.7	1:54.589	76.44	13.606	12:19:21.852
2 -	32.883	93.0	18.693	119.1	28.115	80.0	24.275	118.3	1:43.966	84.25	2.983	12:21:05.818
3 -	32.403	96.9	18.458	116.9	27.692	80.3	24.536	116.1	1:43.089	84.97	2.106	12:22:48.907
4 -	32.501	95.0	18.422	123.3	26.970	81.7	25.122	115.9	1:43.015	85.03	2.032	12:24:31.922
5 -	31.869	96.6	18.449	121.3	27.199	82.4	24.530	115.7	1:42.047	85.84	1.064	12:26:13.969
6 -	31.773	95.0	18.448	121.1	27.279	82.3	24.372	115.9	1:41.872	85.98	0.889	12:27:55.841
7 -	31.793	98.1	18.437	121.5	27.113	84.7	24.359	115.3	1:41.702	86.13	0.719	12:29:37.543
8 -	31.840	96.6	18.448	121.5	27.009	83.6	24.290	116.1	1:41.587 (3)	86.22	0.604	12:31:19.130
9 -	31.635	95.4	18.543	121.3	27.262	84.6	24.243	116.5	1:41.683	86.14	0.700	12:33:00.813
10 -	31.670	96.1	18.377	122.4	27.045	81.5	24.325	116.5	1:41.417 (2)	86.37	0.434	12:34:42.230
11 -	31.588	97.2	18.363	123.1	26.785	83.3	24.247	119.1	1:40.983 (1)	86.74		12:36:23.213
12 -	31.652	96.5	18.491	119.6	27.267	79.7	24.583	113.7	1:41.993	85.88	1.010	12:38:05.206

Weather / Track : Overcast / Damp

Brands Hatch GP

Circuit Length = 2.4332 miles

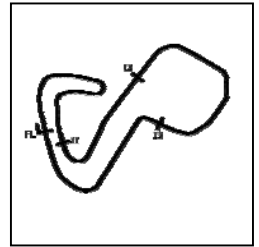
Start: 12:17 Flag 12:37 End: 12:39

MCRCB BULLETIN TK313

2021 Bennetts British Superbike Championship - Round 3

2021 Honda British Talent Cup

RACE 2 - SECTOR ANALYSIS



SECTOR 1 = FL to I1, SECTOR 2 = I1 to I2 SECTOR 3 = I2 to I3, SECTOR 4 = I3 to FL, DIFF = Difference To Personal Best Lap, P = Crossed Finish Line in Pit Lane, D = Time Disallowed

P13 29		Lucas BROWN				Honda - Amphibian Scaffolding / SP125 Racing						
IDEAL LAP TIME : 1:41.382		BEST LAP TIME : 1:41.815				DIFFERENCE : 0.433						
LAP	SECTOR 1	SECTOR 2		SECTOR 3		SECTOR 4		LAP TIME	MPH	DIFF	TIME OF DAY	
1 -		96.5	18.879	120.6	27.591	84.7	24.663	114.1	1:50.986	78.92	9.171	12:19:18.249
2 -	32.780	95.4	18.717	121.1	27.677	81.4	24.626	113.9	1:43.800	84.39	1.985	12:21:02.049
3 -	32.631	98.2	18.750	119.4	27.174	77.7	24.539	114.3	1:43.094	84.96	1.279	12:22:45.143
4 -	32.188	98.5	18.613	119.6	27.075	83.9	24.427	115.3	1:42.303	85.62	0.488	12:24:27.446
5 -	31.972	98.9	18.419	121.1	27.462	80.9	24.433	116.9	1:42.286	85.64	0.471	12:26:09.732
6 -	31.844	98.3	18.426	120.2	27.283	82.2	24.532	114.3	1:42.085 (2)	85.80	0.270	12:27:51.817
7 -	31.871	98.9	18.743	111.1	27.469	84.2	24.187	114.9	1:42.270	85.65	0.455	12:29:34.087
8 -	31.941	98.5	18.534	118.7	26.932	83.7	24.408	113.3	1:41.815 (1)	86.03		12:31:15.902
9 -	32.269	96.9	18.548	120.2	27.010	83.9	24.431	111.8	1:42.258	85.66	0.443	12:32:58.160
10 -	32.268	97.1	18.740	117.1	27.122	85.4	24.574	112.7	1:42.704	85.29	0.889	12:34:40.864
11 -	31.963	98.9	18.660	117.5	27.011	86.2	24.537	111.8	1:42.171 (3)	85.73	0.356	12:36:23.035
12 -	32.119	99.2	18.798	117.1	27.004	84.9	24.366	113.1	1:42.287	85.63	0.472	12:38:05.322

P14 23		Rhys STEPHENSON				Honda - Rocket Racing						
IDEAL LAP TIME : 1:41.430		BEST LAP TIME : 1:41.712				DIFFERENCE : 0.282						
LAP	SECTOR 1	SECTOR 2		SECTOR 3		SECTOR 4		LAP TIME	MPH	DIFF	TIME OF DAY	
1 -		95.4	18.949	120.4	27.797	83.5	24.618	113.5	1:51.066	78.87	9.354	12:19:18.329
2 -	32.562	97.3	18.596	117.9	27.694	84.3	24.709	111.8	1:43.561	84.58	1.849	12:21:01.890
3 -	32.526	97.8	18.541	120.2	27.321	82.4	24.309	112.4	1:42.697	85.29	0.985	12:22:44.587
4 -	31.947	98.5	18.606	116.7	26.958	85.0	24.288	112.4	1:41.799 (2)	86.05	0.087	12:24:26.386
5 -	32.021	96.2	19.043	115.9	27.119	88.8	24.338	112.2	1:42.521	85.44	0.809	12:26:08.907
6 -	32.220	97.1	18.633	116.3	26.974	85.7	24.495	112.0	1:42.322	85.61	0.610	12:27:51.229
7 -	31.745	97.5	18.575	116.9	26.960	81.6	24.432	112.2	1:41.712 (1)	86.12		12:29:32.941
8 -	31.889	96.5	18.659	116.1	27.179	82.6	24.518	112.2	1:42.245 (3)	85.67	0.533	12:31:15.186
9 -	31.966	97.5	18.788	115.5	27.157	84.3	24.393	112.2	1:42.304	85.62	0.592	12:32:57.490
10 -	32.168	97.6	18.779	115.5	27.016	85.0	24.624	111.1	1:42.587	85.38	0.875	12:34:40.077
11 -	32.210	96.0	18.866	115.5	27.064	88.0	24.461	112.5	1:42.601	85.37	0.889	12:36:22.678
12 -	32.356	96.1	19.516	117.7	26.856	83.6	24.542	109.8	1:43.270	84.82	1.558	12:38:05.948

P15 41		Luca HOPKINS				Honda - Wilson Racing						
IDEAL LAP TIME : 1:41.491		BEST LAP TIME : 1:41.842				DIFFERENCE : 0.351						
LAP	SECTOR 1	SECTOR 2		SECTOR 3		SECTOR 4		LAP TIME	MPH	DIFF	TIME OF DAY	
1 -		95.3	18.806	120.4	27.548	83.9	24.747	114.5	1:50.713	79.12	8.871	12:19:17.976
2 -	32.528	94.1	18.812	118.1	27.772	80.9	24.763	113.5	1:43.875	84.33	2.033	12:21:01.851
3 -	32.417	96.6	18.601	120.2	27.598	80.9	24.317	115.9	1:42.933	85.10	1.091	12:22:44.784
4 -	32.118	96.5	18.543	120.9	27.366	83.7	24.411	115.1	1:42.438	85.51	0.596	12:24:27.222
5 -	31.804	97.6	18.637	120.6	27.234	86.2	24.410	114.5	1:42.085 (2)	85.80	0.243	12:26:09.307
6 -	32.007	94.9	18.576	116.9	27.152	81.4	24.563	114.1	1:42.298	85.63	0.456	12:27:51.605
7 -	31.991	95.0	18.783	118.1	27.235	81.6	24.559	117.3	1:42.568	85.40	0.726	12:29:34.173
8 -	32.149	95.7	18.465	121.3	26.920	83.9	24.308	117.3	1:41.842 (1)	86.01		12:31:16.015
9 -	32.094	94.7	18.705	116.7	27.237	81.3	24.601	115.9	1:42.637	85.34	0.795	12:32:58.652
10 -	32.192	97.6	18.718	120.6	26.971	81.5	24.399	114.5	1:42.280	85.64	0.438	12:34:40.932
11 -	32.282	97.1	18.542	120.9	26.914	84.9	24.454	113.7	1:42.192 (3)	85.71	0.350	12:36:23.124
12 -	32.283	96.4	18.674	118.5	27.080	82.3	24.790	110.3	1:42.827	85.19	0.985	12:38:05.951

Weather / Track : Overcast / Damp

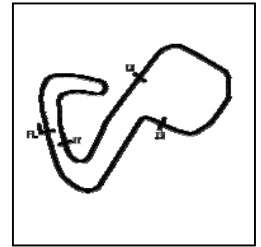
Brands Hatch GP
Circuit Length = 2.4332 miles
Start: 12:17 Flag 12:37 End: 12:39

MCRCB BULLETIN TK313

2021 Bennetts British Superbike Championship - Round 3

2021 Honda British Talent Cup

RACE 2 - SECTOR ANALYSIS



SECTOR 1 = FL to I1, SECTOR 2 = I1 to I2 SECTOR 3 = I2 to I3, SECTOR 4 = I3 to FL, DIFF = Difference To Personal Best Lap, P = Crossed Finish Line in Pit Lane, D = Time Disallowed

P16 66		Rossi DOBSON				Honda - WM Racing						
IDEAL LAP TIME : 1:41.517		BEST LAP TIME : 1:41.863				DIFFERENCE : 0.346						
LAP	SECTOR 1	SECTOR 2		SECTOR 3		SECTOR 4		LAP TIME	MPH	DIFF	TIME OF DAY	
1 -		94.6	18.765	120.0	27.550	83.1	24.969	114.1	1:50.549	79.23	8.686	12:19:17.812
2 -	32.818	96.4	18.667	119.4	27.653	81.5	24.684	114.3	1:43.822	84.37	1.959	12:21:01.634
3 -	32.121	96.6	18.610	117.9	27.450	81.9	24.716	113.5	1:42.897	85.13	1.034	12:22:44.531
4 -	31.965	96.9	18.754	117.5	27.185	82.1	24.492	114.7	1:42.396	85.54	0.533	12:24:26.927
5 -	32.187	97.1	18.593	118.9	27.407	81.9	24.521	115.7	1:42.708	85.28	0.845	12:26:09.635
6 -	32.088	96.8	18.410	119.4	27.199	80.7	24.601	115.9	1:42.298 (3)	85.63	0.435	12:27:51.933
7 -	31.838	98.1	18.610	118.9	26.914	84.4	24.513	114.3	1:41.875 (2)	85.98	0.012	12:29:33.808
8 -	31.786	96.5	18.737	117.7	26.829	83.2	24.511	114.3	1:41.863 (1)	85.99		12:31:15.671
9 -	32.207	94.7	18.755	118.7	27.247	80.4	24.668	113.5	1:42.877	85.14	1.014	12:32:58.548
10 -	32.592	94.1	18.962	118.1	27.328	82.6	24.915	114.9	1:43.797	84.39	1.934	12:34:42.345
11 -	32.306	93.2	18.760	117.9	26.947	82.8	24.612	113.5	1:42.625	85.35	0.762	12:36:24.970
12 -	31.970	95.8	18.739	118.1	27.216	80.5	25.054	110.3	1:42.979	85.06	1.116	12:38:07.949

P17 21		Troy JEFFREY				Honda - Stiggymotorsport						
IDEAL LAP TIME : 1:41.375		BEST LAP TIME : 1:41.503				DIFFERENCE : 0.128						
LAP	SECTOR 1	SECTOR 2		SECTOR 3		SECTOR 4		LAP TIME	MPH	DIFF	TIME OF DAY	
1 -		87.3	18.932	117.5	28.806	77.2	24.991	116.7	1:54.478	76.51	12.975	12:19:21.741
2 -	32.870	92.3	18.623	121.5	27.995	81.3	24.531	118.5	1:44.019	84.21	2.516	12:21:05.760
3 -	32.199	93.5	18.496	120.0	27.753	80.8	24.615	116.1	1:43.063	84.99	1.560	12:22:48.823
4 -	32.221	95.1	18.516	120.2	27.518	79.9	24.533	116.3	1:42.788	85.22	1.285	12:24:31.611
5 -	32.388	94.7	18.500	121.7	27.244	81.0	24.385	117.1	1:42.517	85.44	1.014	12:26:14.128
6 -	31.967	95.8	18.478	121.7	27.201	80.1	24.365	117.3	1:42.011	85.87	0.508	12:27:56.139
7 -	31.838	97.1	18.362	122.2	27.062	84.0	24.349	118.1	1:41.611 (2)	86.20	0.108	12:29:37.750
8 -	31.830	97.1	18.384	117.5	27.144	84.3	24.145	117.5	1:41.503 (1)	86.30		12:31:19.253
9 -	31.806	97.8	18.450	121.7	27.384	83.7	24.351	117.1	1:41.991 (3)	85.88	0.488	12:33:01.244
10 -	33.551	89.8	19.903	117.5	28.423	74.9	25.651	113.3	1:47.528	81.46	6.025	12:34:48.772
11 -	33.176	95.5	18.839	114.1	27.775	81.6	25.111	113.9	1:44.901	83.50	3.398	12:36:33.673
12 -	32.898	91.9	18.924	117.3	28.491	74.9	25.349	111.6	1:45.662	82.90	4.159	12:38:19.335

P18 79		Harley McCABE				Honda - MLav VisionTrack Academy						
IDEAL LAP TIME : 1:42.431		BEST LAP TIME : 1:42.732				DIFFERENCE : 0.301						
LAP	SECTOR 1	SECTOR 2		SECTOR 3		SECTOR 4		LAP TIME	MPH	DIFF	TIME OF DAY	
1 -		93.0	19.239	121.5	28.645	74.8	24.789	119.6	1:54.780	76.31	12.048	12:19:22.043
2 -	32.895	91.9	18.883	122.0	28.009	79.4	24.564	117.9	1:44.351	83.94	1.619	12:21:06.394
3 -	32.690	97.3	18.832	122.4	27.721	79.6	24.506	118.7	1:43.749	84.43	1.017	12:22:50.143
4 -	32.316	99.5	18.642	115.1	27.574	85.0	24.593	117.1	1:43.125 (3)	84.94	0.393	12:24:33.268
5 -	31.955	97.5	18.678	121.1	27.540	82.5	24.559	116.7	1:42.732 (1)	85.26		12:26:16.000
6 -	32.350	97.2	18.721	120.9	27.504	84.3	24.769	115.5	1:43.344	84.76	0.612	12:27:59.344
7 -	32.243	97.8	18.759	121.5	27.510	81.0	24.861	116.1	1:43.373	84.74	0.641	12:29:42.717
8 -	32.023	98.2	18.767	121.1	27.328	80.9	24.779	115.1	1:42.897 (2)	85.13	0.165	12:31:25.614
9 -	32.302	96.4	19.153	120.4	27.816	80.7	24.973	115.1	1:44.244	84.03	1.512	12:33:09.858
10 -	32.246	96.2	18.998	117.9	27.753	80.9	25.014	114.7	1:44.011	84.22	1.279	12:34:53.869
11 -	32.311	98.2	18.929	119.8	27.490	80.9	24.967	114.9	1:43.697	84.47	0.965	12:36:37.566
12 -	32.099	98.5	18.850	121.3	27.608	80.8	25.186	115.1	1:43.743	84.43	1.011	12:38:21.309

Weather / Track : Overcast / Damp

Brands Hatch GP

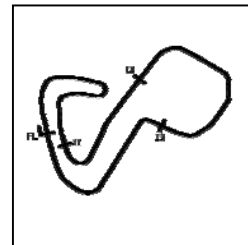
Circuit Length = 2.4332 miles

Start: 12:17 Flag 12:37 End: 12:39

2021 Bennetts British Superbike Championship - Round 3

2021 Honda British Talent Cup

RACE 2 - SECTOR ANALYSIS



SECTOR 1 = FL to I1, SECTOR 2 = I1 to I2 SECTOR 3 = I2 to I3, SECTOR 4 = I3 to FL, DIFF = Difference To Personal Best Lap, P = Crossed Finish Line in Pit Lane, D = Time Disallowed

P19 14		Evan PENDRILL				Honda - EPRacing / SP125 Racing						
IDEAL LAP TIME : 1:42.443		BEST LAP TIME : 1:42.598				DIFFERENCE : 0.155						
LAP	SECTOR 1	SECTOR 2		SECTOR 3		SECTOR 4		LAP TIME	MPH	DIFF	TIME OF DAY	
1 -		92.6	19.203	117.7	29.306	77.0	24.943	113.7	1:54.803	76.30	12.205	12:19:22.066
2 -	33.462	91.8	19.377	116.1	27.906	79.8	24.795	114.9	1:45.540	83.00	2.942	12:21:07.606
3 -	33.383	93.9	19.075	117.3	27.780	76.7	25.134	112.9	1:45.372	83.13	2.774	12:22:52.978
4 -	32.697	94.2	19.093	114.3	27.720	76.3	25.175	110.9	1:44.685	83.67	2.087	12:24:37.663
5 -	32.123	96.4	18.697	116.1	27.254	82.4	24.524	111.6	1:42.598 (1)	85.38		12:26:20.261
6 -	32.270	95.4	18.887	113.9	27.315	80.5	24.741	109.8	1:43.213	84.87	0.615	12:28:03.474
7 -	31.968	95.5	18.721	113.7	27.398	78.5	24.860	110.0	1:42.947 (2)	85.09	0.349	12:29:46.421
8 -	32.848	93.7	19.250	113.7	27.925	79.2	24.861	109.6	1:44.884	83.51	2.286	12:31:31.305
9 -	33.047	94.5	19.308	111.6	27.788	81.1	24.758	109.1	1:44.901	83.50	2.303	12:33:16.206
10 -	32.246	96.1	19.133	112.0	27.424	82.4	24.915	108.5	1:43.718	84.45	1.120	12:34:59.924
11 -	32.106	96.8	18.891	112.5	27.434	82.0	24.697	108.7	1:43.128 (3)	84.94	0.530	12:36:43.052
12 -	31.971	96.2	18.972	111.8	27.442	80.1	24.855	107.8	1:43.240	84.84	0.642	12:38:26.292

P20 8		Ross MOORE				Honda - B Moore Honda						
IDEAL LAP TIME : 1:43.168		BEST LAP TIME : 1:43.422				DIFFERENCE : 0.254						
LAP	SECTOR 1	SECTOR 2		SECTOR 3		SECTOR 4		LAP TIME	MPH	DIFF	TIME OF DAY	
1 -		91.1	19.166	119.6	28.968	78.1	24.901	117.1	1:53.898	76.90	10.476	12:19:21.161
2 -	33.198	97.5	18.819	120.9	27.621	82.1	24.841	115.7	1:44.479	83.84	1.057	12:21:05.640
3 -	33.017	97.5	19.015	120.9	27.651	80.4	24.700	116.7	1:44.383	83.92	0.961	12:22:50.023
4 -	33.329	96.6	18.948	120.2	27.781	78.6	24.773	115.9	1:44.831	83.56	1.409	12:24:34.854
5 -	32.818	97.1	18.788	121.1	27.405	80.4	24.651	116.1	1:43.662 (3)	84.50	0.240	12:26:18.516
6 -	34.223	93.0	19.177	121.1	27.604	83.8	25.035	115.9	1:46.039	82.60	2.617	12:28:04.555
7 -	32.894	93.5	18.925	119.6	27.647	79.5	24.961	115.1	1:44.427	83.88	1.005	12:29:48.982
8 -	33.343	95.8	18.865	120.0	27.953	78.5	24.966	114.1	1:45.127	83.32	1.705	12:31:34.109
9 -	33.330	93.5	19.312	119.4	27.614	79.7	24.942	114.3	1:45.198	83.27	1.776	12:33:19.307
10 -	33.091	95.4	19.199	119.1	27.344	79.4	24.769	114.7	1:44.403	83.90	0.981	12:35:03.710
11 -	32.567	97.9	18.953	119.8	27.338	81.4	24.564	114.3	1:43.422 (1)	84.69		12:36:47.132
12 -	32.813	97.2	18.915	118.7	27.408	81.2	24.475	114.5	1:43.611 (2)	84.54	0.189	12:38:30.743

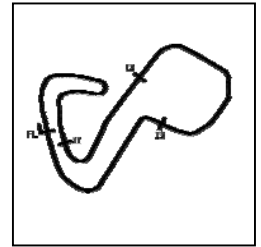
P21 44		Lucas HILL				Honda - Ashcourt Racing						
IDEAL LAP TIME : 1:43.196		BEST LAP TIME : 1:43.819				DIFFERENCE : 0.623						
LAP	SECTOR 1	SECTOR 2		SECTOR 3		SECTOR 4		LAP TIME	MPH	DIFF	TIME OF DAY	
1 -		97.9	18.962	119.8	28.615	82.9	24.885	113.3	1:53.395	77.25	9.576	12:19:20.658
2 -	32.642	97.6	18.847	118.7	27.972	79.7	24.908	112.2	1:44.369	83.93	0.550	12:21:05.027
3 -	32.575	97.2	18.945	116.1	28.319	82.3	24.556	113.9	1:44.395	83.91	0.576	12:22:49.422
4 -	32.674	97.1	18.900	115.7	27.757	82.5	24.996	112.5	1:44.327	83.96	0.508	12:24:33.749
5 -	32.747	97.3	18.849	117.5	27.690	85.0	24.780	112.2	1:44.066 (2)	84.17	0.247	12:26:17.815
6 -	32.450	97.2	19.000	117.5	27.728	83.6	25.032	110.3	1:44.210 (3)	84.05	0.391	12:28:02.025
7 -	32.665	96.8	18.762	118.3	27.982	82.9	25.033	111.2	1:44.442	83.87	0.623	12:29:46.467
8 -	32.670	96.1	19.019	117.3	28.037	85.9	25.049	111.4	1:44.775	83.60	0.956	12:31:31.242
9 -	32.956	96.4	19.357	115.9	28.252	81.9	24.768	110.9	1:45.333	83.16	1.514	12:33:16.575
10 -	33.113	96.5	19.243	116.9	28.168	83.3	25.390	108.9	1:45.914	82.70	2.095	12:35:02.489
11 -	32.656	96.9	19.180	115.9	27.990	82.2	25.017	112.2	1:44.843	83.55	1.024	12:36:47.332
12 -	32.872	97.6	18.791	118.3	27.428	82.4	24.728	111.2	1:43.819 (1)	84.37		12:38:31.151

MCRCB BULLETIN TK313

2021 Bennetts British Superbike Championship - Round 3

2021 Honda British Talent Cup

RACE 2 - SECTOR ANALYSIS



SECTOR 1 = FL to I1, SECTOR 2 = I1 to I2 SECTOR 3 = I2 to I3, SECTOR 4 = I3 to FL, DIFF = Difference To Personal Best Lap, P = Crossed Finish Line in Pit Lane, D = Time Disallowed

P22 69		Eli BANISH				Honda - Team Thorneycroft Racing						
IDEAL LAP TIME : 1:42.759		BEST LAP TIME : 1:43.150				DIFFERENCE : 0.391						
LAP	SECTOR 1	SECTOR 2		SECTOR 3		SECTOR 4		LAP TIME	MPH	DIFF	TIME OF DAY	
1 -		79.7	19.786	117.1	28.545	77.5	25.262	114.1	1:56.363	75.27	13.213	12:19:23.626
2 -	33.750	91.1	19.075	116.3	28.081	77.8	25.444	112.4	1:46.350	82.36	3.200	12:21:09.976
3 -	33.223	92.4	18.908	116.7	27.588	79.9	24.898	113.3	1:44.617	83.73	1.467	12:22:54.593
4 -	32.817	93.0	18.763	118.3	27.148	79.6	25.025	113.9	1:43.753 (3)	84.42	0.603	12:24:38.346
5 -	32.969	92.4	19.142	109.4	27.839	77.1	24.899	113.9	1:44.849	83.54	1.699	12:26:23.195
6 -	33.185	91.9	18.947	110.9	27.711	77.7	24.948	113.1	1:44.791	83.59	1.641	12:28:07.986
7 -	32.387	94.7	18.867	116.9	27.039	82.8	24.859	112.5	1:43.152 (2)	84.92	0.002	12:29:51.138
8 -	32.555	94.9	18.736	116.5	27.262	81.3	24.597	113.9	1:43.150 (1)	84.92		12:31:34.288
9 -	33.374	90.5	19.176	112.9	27.840	78.3	24.846	112.9	1:45.236	83.23	2.086	12:33:19.524
10 -	33.091	92.1	19.224	116.7	27.429	79.4	24.819	112.9	1:44.563	83.77	1.413	12:35:04.087
11 -	32.879	93.2	18.918	117.1	27.276	80.0	24.884	112.0	1:43.957	84.26	0.807	12:36:48.044
12 -	32.794	93.8	18.925	116.3	27.349	79.5	25.051	110.7	1:44.119	84.13	0.969	12:38:32.163

P23 2		Rhys COATES				Honda - Ernie Coates Race Support / SP125 Racing						
IDEAL LAP TIME : 1:43.645		BEST LAP TIME : 1:44.022				DIFFERENCE : 0.377						
LAP	SECTOR 1	SECTOR 2		SECTOR 3		SECTOR 4		LAP TIME	MPH	DIFF	TIME OF DAY	
1 -		91.8	19.129	119.1	28.914	77.7	25.331	113.1	1:54.533	76.48	10.511	12:19:21.796
2 -	33.655	91.5	18.862	120.0	27.964	80.7	25.068	113.5	1:45.549	82.99	1.527	12:21:07.345
3 -	33.537	93.4	18.770	119.1	28.013	75.8	25.239	113.3	1:45.559	82.98	1.537	12:22:52.904
4 -	33.353	93.3	18.748	118.7	27.709	79.0	25.263	112.9	1:45.073	83.36	1.051	12:24:37.977
5 -	33.018	94.2	19.223	117.1	27.717	82.8	24.991	111.8	1:44.949	83.46	0.927	12:26:22.926
6 -	33.317	93.0	19.161	104.3	28.062	82.7	24.968	112.7	1:45.508	83.02	1.486	12:28:08.434
7 -	32.822	92.6	18.795	118.3	27.243	84.5	25.162	112.2	1:44.022 (1)	84.21		12:29:52.456
8 -	32.808	94.3	18.985	116.1	27.410	85.5	24.846	111.8	1:44.049 (2)	84.18	0.027	12:31:36.505
9 -	33.014	95.3	19.111	116.5	27.623	83.7	25.297	109.1	1:45.045	83.39	1.023	12:33:21.550
10 -	32.956	94.5	19.104	116.5	27.349	82.9	25.536	110.0	1:44.945 (3)	83.47	0.923	12:35:06.495
11 -	33.412	92.4	19.021	114.9	27.910	81.6	25.131	109.6	1:45.474	83.05	1.452	12:36:51.969
12 -	32.995	94.7	19.120	115.3	27.912	79.9	25.473	110.3	1:45.500	83.03	1.478	12:38:37.469

P24 22		Anthony EAGLE				Honda - Microlise Cresswell Racing						
IDEAL LAP TIME : 1:44.079		BEST LAP TIME : 1:44.191				DIFFERENCE : 0.112						
LAP	SECTOR 1	SECTOR 2		SECTOR 3		SECTOR 4		LAP TIME	MPH	DIFF	TIME OF DAY	
1 -		90.8	19.256	119.6	28.292	74.8	25.162	114.3	1:55.338	75.94	11.147	12:19:22.601
2 -	33.148	91.3	19.106	118.5	27.805	79.1	25.011	113.5	1:45.070	83.37	0.879	12:21:07.671
3 -	32.924	93.4	18.991	116.7	27.809	76.6	25.238	110.9	1:44.962	83.45	0.771	12:22:52.633
4 -	32.914	93.7	19.183	115.3	27.635	78.7	25.346	109.8	1:45.078	83.36	0.887	12:24:37.711
5 -	33.252	92.0	19.355	118.3	27.766	80.4	24.921	110.5	1:45.294	83.19	1.103	12:26:23.005
6 -	32.934	93.3	19.303	114.5	27.629	78.0	25.171	110.1	1:45.037	83.39	0.846	12:28:08.042
7 -	32.785	94.1	19.211	115.7	27.616	79.4	24.917	113.1	1:44.529 (2)	83.80	0.338	12:29:52.571
8 -	32.848	92.6	18.996	117.5	27.477	82.2	24.870	112.2	1:44.191 (1)	84.07		12:31:36.762
9 -	33.115	90.8	19.334	116.3	27.629	79.8	24.826	111.4	1:44.904 (3)	83.50	0.713	12:33:21.666
10 -	33.323	91.8	19.304	114.7	28.014	79.7	25.452	107.7	1:46.093	82.56	1.902	12:35:07.759
11 -	33.453	91.5	19.571	112.9	28.240	75.0	25.788	106.6	1:47.052	81.82	2.861	12:36:54.811
12 -	33.386	92.1	19.536	112.0	27.973	77.3	25.896	106.6	1:46.791	82.02	2.600	12:38:41.602

Weather / Track : Overcast / Damp

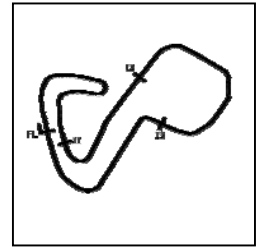
Brands Hatch GP
Circuit Length = 2.4332 miles
Start: 12:17 Flag 12:37 End: 12:39

MCRCB BULLETIN TK313

2021 Bennetts British Superbike Championship - Round 3

2021 Honda British Talent Cup

RACE 2 - SECTOR ANALYSIS



SECTOR 1 = FL to I1, SECTOR 2 = I1 to I2 SECTOR 3 = I2 to I3, SECTOR 4 = I3 to FL, DIFF = Difference To Personal Best Lap, P = Crossed Finish Line in Pit Lane, D = Time Disallowed

P25 12		Josh BANNISTER				Honda - Dunsley Heat Racing						
IDEAL LAP TIME : 1:44.590		BEST LAP TIME : 1:44.910				DIFFERENCE : 0.320						
LAP	SECTOR 1	SECTOR 2		SECTOR 3		SECTOR 4		LAP TIME	MPH	DIFF	TIME OF DAY	
1 -		87.9	19.816	115.9	29.250	77.5	25.856	113.5	1:59.395	73.36	14.485	12:19:26.658
2 -	34.242	89.8	19.288	117.7	28.162	80.3	25.099	114.7	1:46.791	82.02	1.881	12:21:13.449
3 -	33.684	90.5	19.407	117.1	28.583	79.4	25.264	115.9	1:46.938	81.91	2.028	12:23:00.387
4 -	33.467	90.6	19.341	117.7	28.986	80.0	25.264	113.9	1:47.058	81.82	2.148	12:24:47.445
5 -	33.564	92.8	19.379	117.5	28.384	78.4	25.192	112.4	1:46.519	82.23	1.609	12:26:33.964
6 -	33.527	92.1	19.153	117.5	28.522	78.9	25.034	112.4	1:46.236	82.45	1.326	12:28:20.200
7 -	33.321	93.9	18.955	117.9	28.595	78.5	25.064	113.3	1:45.935	82.69	1.025	12:30:06.135
8 -	32.835	94.1	18.955	117.5	28.157	79.2	25.196	111.4	1:45.143 (2)	83.31	0.233	12:31:51.278
9 -	33.022	89.2	19.220	116.3	28.069	81.9	25.001	110.5	1:45.312 (3)	83.17	0.402	12:33:36.590
10 -	32.985	90.6	19.801	113.5	28.336	79.4	25.246	109.4	1:46.368	82.35	1.458	12:35:22.958
11 -	32.886	95.4	19.224	115.5	27.855	82.1	24.945	111.2	1:44.910 (1)	83.49		12:37:07.868
12 -	32.979	94.5	19.146	116.3	27.947	81.8	25.357	110.5	1:45.429	83.08	0.519	12:38:53.297

P26 51		Holly HARRIS				Honda - MJL Racing						
IDEAL LAP TIME : 1:44.775		BEST LAP TIME : 1:44.934				DIFFERENCE : 0.159						
LAP	SECTOR 1	SECTOR 2		SECTOR 3		SECTOR 4		LAP TIME	MPH	DIFF	TIME OF DAY	
1 -		87.4	19.724	110.3	29.385	79.0	25.422	114.3	1:57.498	74.55	12.564	12:19:24.761
2 -	33.439	91.3	19.069	117.1	29.566	78.4	25.718	113.3	1:47.792	81.26	2.858	12:21:12.553
3 -	33.429	93.8	19.021	115.3	29.485	78.0	25.331	114.3	1:47.266	81.66	2.332	12:22:59.819
4 -	33.422	94.7	19.118	113.1	29.296	80.6	25.368	114.3	1:47.204	81.71	2.270	12:24:47.023
5 -	33.154	94.2	18.996	114.7	29.086	80.2	25.146	114.7	1:46.382	82.34	1.448	12:26:33.405
6 -	33.284	94.6	18.994	115.3	28.901	81.2	25.347	113.1	1:46.526	82.23	1.592	12:28:19.931
7 -	32.891	94.3	18.910	117.5	28.870	80.5	25.089	113.9	1:45.760	82.82	0.826	12:30:05.691
8 -	32.730	96.1	18.899	117.7	28.663	82.7	25.106	113.9	1:45.398 (3)	83.11	0.464	12:31:51.089
9 -	32.976	94.7	19.144	117.3	28.896	80.1	24.917	114.7	1:45.933	82.69	0.999	12:33:37.022
10 -	33.247	98.3	19.240	111.4	28.896	80.6	25.132	113.9	1:46.515	82.24	1.581	12:35:23.537
11 -	32.836	97.1	18.956	116.7	28.477	82.9	25.030	113.5	1:45.299 (2)	83.19	0.365	12:37:08.836
12 -	32.673	97.8	18.708	117.9	28.506	79.6	25.047	114.9	1:44.934 (1)	83.47		12:38:53.770

P27 61		Harrison MACKAY				Honda - True Heros Racing / Super Soco						
IDEAL LAP TIME : 1:45.250		BEST LAP TIME : 1:45.972				DIFFERENCE : 0.722						
LAP	SECTOR 1	SECTOR 2		SECTOR 3		SECTOR 4		LAP TIME	MPH	DIFF	TIME OF DAY	
1 -		85.2	19.424	109.4	29.723	82.0	25.521	115.3	1:58.218	74.09	12.246	12:19:25.481
2 -	33.909	89.5	19.323	116.5	29.065	79.8	25.535	114.7	1:47.832	81.23	1.860	12:21:13.313
3 -	33.323	93.7	19.110	115.5	29.114	78.3	25.304	116.3	1:46.851	81.98	0.879	12:23:00.164
4 -	33.405	93.9	19.006	114.1	29.404	79.5	25.248	116.5	1:47.063	81.81	1.091	12:24:47.227
5 -	33.408	94.7	19.026	116.7	28.881	78.7	25.319	114.9	1:46.634	82.14	0.662	12:26:33.861
6 -	33.272	96.2	18.727	113.1	29.006	80.4	25.134	114.1	1:46.139 (3)	82.53	0.167	12:28:20.000
7 -	33.102	95.1	19.019	116.1	28.699	77.7	25.262	113.3	1:46.082 (2)	82.57	0.110	12:30:06.082
8 -	33.374	95.7	19.177	116.7	28.451	82.6	24.970	114.9	1:45.972 (1)	82.66		12:31:52.054
9 -	33.696	91.8	19.326	115.9	28.766	82.2	25.600	113.3	1:47.388	81.57	1.416	12:33:39.442
10 -	33.714	90.4	19.685	115.9	29.763	78.3	26.187	111.4	1:49.349	80.10	3.377	12:35:28.791
11 -	34.208	91.4	19.519	115.1	28.959	79.1	25.951	112.5	1:48.637	80.63	2.665	12:37:17.428
12 -	34.020	93.3	19.422	114.5	28.951	77.7	26.357	110.9	1:48.750	80.55	2.778	12:39:06.178

Weather / Track : Overcast / Damp

Brands Hatch GP

Circuit Length = 2.4332 miles

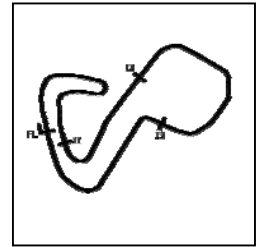
Start: 12:17 Flag 12:37 End: 12:39

MCRCB BULLETIN TK313

2021 Bennetts British Superbike Championship - Round 3

2021 Honda British Talent Cup

RACE 2 - SECTOR ANALYSIS



SECTOR 1 = FL to I1, SECTOR 2 = I1 to I2 SECTOR 3 = I2 to I3, SECTOR 4 = I3 to FL, DIFF = Difference To Personal Best Lap, P = Crossed Finish Line in Pit Lane, D = Time Disallowed

P28 65		Alexander ROWAN				Honda - Victoria House Mortimer Racing						
IDEAL LAP TIME : 1:47.040		BEST LAP TIME : 1:47.602				DIFFERENCE : 0.562						
LAP	SECTOR 1	SECTOR 2		SECTOR 3		SECTOR 4		LAP TIME	MPH	DIFF	TIME OF DAY	
1 -		83.0	19.771	120.2	29.476	74.8	26.260	115.7	1:59.637	73.21	12.035	12:19:26.900
2 -	35.280	83.6	19.542	120.6	29.581	71.8	25.981	113.9	1:50.384	79.35	2.782	12:21:17.284
3 -	34.758	85.3	19.586	118.9	29.458	69.8	25.946	114.1	1:49.748	79.81	2.146	12:23:07.032
4 -	35.644	84.5	19.725	118.7	29.223	72.6	25.743	113.1	1:50.335	79.39	2.733	12:24:57.367
5 -	34.552	85.0	19.591	118.1	29.355	70.7	25.814	112.9	1:49.312	80.13	1.710	12:26:46.679
6 -	34.117	89.3	19.376	118.1	28.641	74.7	25.468	113.1	1:47.602 (1)	81.40		12:28:34.281
7 -	34.270	89.7	19.391	117.9	28.848	73.3	25.390	113.1	1:47.899 (3)	81.18	0.297	12:30:22.180
8 -	34.327	87.9	19.799	117.7	28.950	72.0	25.795	112.7	1:48.871	80.46	1.269	12:32:11.051
9 -	34.219	85.8	19.652	117.7	28.562	73.3	25.619	112.5	1:48.052	81.07	0.450	12:33:59.103
10 -	34.321	88.8	19.594	119.1	28.220	77.2	25.600	112.5	1:47.735 (2)	81.30	0.133	12:35:46.838
11 -	34.054	92.1	20.268	118.3	28.575	75.4	25.856	113.9	1:48.753	80.54	1.151	12:37:35.591

P29 24		Cormac BUCHANAN				Honda - Microlise Cresswell Racing						
IDEAL LAP TIME : 1:39.669		BEST LAP TIME : 1:39.893				DIFFERENCE : 0.224						
LAP	SECTOR 1	SECTOR 2		SECTOR 3		SECTOR 4		LAP TIME	MPH	DIFF	TIME OF DAY	
1 -		98.5	18.506	122.0	26.884	83.6	24.088	116.7	1:48.138	81.00	8.245	12:19:15.401
2 -	31.859	98.6	18.849	120.0	26.747	87.0	24.186	114.7	1:41.641	86.18	1.748	12:20:57.042
3 -	31.583	98.8	18.424	118.3	26.630	85.3	24.155	113.3	1:40.792	86.91	0.899	12:22:37.834
4 -	31.502	99.1	18.456	117.5	26.580	86.9	24.110	113.5	1:40.648	87.03	0.755	12:24:18.482
5 -	31.477	98.3	18.477	117.9	26.388	87.2	24.095	113.7	1:40.437 (2)	87.21	0.544	12:25:58.919
6 -	31.352	98.3	18.386	117.7	26.596	85.9	24.195	113.7	1:40.529	87.13	0.636	12:27:39.448
7 -	31.740	98.6	18.414	119.8	26.224	86.9	24.105	114.1	1:40.483 (3)	87.17	0.590	12:29:19.931
8 -	31.260	97.9	18.393	118.1	26.144	87.7	24.096	114.3	1:39.893 (1)	87.69		12:30:59.824
9 -	31.430	98.2	18.513	118.7	26.579	84.7	24.120	114.1	1:40.642	87.03	0.749	12:32:40.466
10 -	31.713	97.3	18.870	115.3	26.676	85.5	24.515	113.9	1:41.774	86.07	1.881	12:34:22.240
11 -	32.023	94.6	18.531	119.8	26.446	89.1	24.339	114.7	1:41.339	86.44	1.446	12:36:03.579

Weather / Track : Overcast / Damp

Brands Hatch GP
 Circuit Length = 2.4332 miles
 Start: 12:17 Flag 12:37 End: 12:39

MCRCB BULLETIN TK314

2021 Bennetts British Superbike Championship - Round 3

2021 Honda British Talent Cup

RACE 2 - BEST SECTORS

SECTOR 1				SECTOR 2				SECTOR 3				SECTOR 4				IDEAL / BEST COMPARISON		
POS	NO	NAME	TIME	NO	NAME	TIME	NO	NAME	TIME	NO	NAME	TIME	NO	NAME	IDEAL	BEST	DIFF	
															PERFECT LAP		1:37.722	
1	74	BROWN	30.725	52	BELFORD	17.867	52	BELFORD	25.735	48	WALKER	23.395	1	52	BELFORD	1:38.079	1:38.227	0.148
2	34	COOK	30.730	48	WALKER	17.868	34	COOK	25.817	34	COOK	23.562	2	34	COOK	1:38.101	1:38.505	0.404
3	52	BELFORD	30.819	34	COOK	17.992	7	LYONS	25.837	57	GARNESS	23.654	3	48	WALKER	1:38.291	1:38.444	0.153
4	57	GARNESS	30.877	4	MOUNSEY	18.003	43	HITCHCO	25.842	52	BELFORD	23.658	4	74	BROWN	1:38.614	1:38.938	0.324
5	43	HITCHCO	31.025	57	GARNESS	18.035	96	BANHAM	25.925	43	HITCHCO	23.712	5	43	HITCHCOCK	1:38.647	1:38.872	0.225
6	48	WALKER	31.042	9	STUART-	18.042	74	BROWN	25.931	74	BROWN	23.728	6	57	GARNESS	1:38.691	1:38.792	0.101
7	7	LYONS	31.123	43	HITCHCO	18.068	24	BUCHANA	25.935	96	BANHAM	23.810	7	7	LYONS	1:39.015	1:39.474	0.459
8	96	BANHAM	31.178	74	BROWN	18.230	48	WALKER	25.986	7	LYONS	23.817	8	96	BANHAM	1:39.209	1:39.433	0.224
9	15	CROSBY	31.252	7	LYONS	18.238	15	CROSBY	26.040	4	MOUNSEY	23.854	9	9	STUART-CAMPBELL	1:39.433	1:39.654	0.221
10	24	BUCHANA	31.260	15	CROSBY	18.262	57	GARNESS	26.125	9	STUART-	23.864	10	4	MOUNSEY	1:39.471	1:39.505	0.034
11	4	MOUNSEY	31.305	96	BANHAM	18.296	9	STUART-	26.205	15	CROSBY	23.992	11	15	CROSBY	1:39.546	1:39.885	0.339
12	9	STUART-	31.322	21	JEFFREY	18.362	4	MOUNSEY	26.309	24	BUCHANA	24.088	12	24	BUCHANAN	1:39.669	1:39.893	0.224
13	53	VEIJER	31.588	53	VEIJER	18.363	53	VEIJER	26.785	21	JEFFREY	24.145	13	53	VEIJER	1:40.979	1:40.983	0.004
14	23	STEPHEN	31.745	24	BUCHANA	18.386	66	DOBSON	26.829	29	BROWN	24.187	14	21	JEFFREY	1:41.375	1:41.503	0.128
15	66	DOBSON	31.786	66	DOBSON	18.410	23	STEPHEN	26.856	53	VEIJER	24.243	15	29	BROWN	1:41.382	1:41.815	0.433
16	41	HOPKINS	31.804	29	BROWN	18.419	41	HOPKINS	26.914	23	STEPHEN	24.288	16	23	STEPHENSON	1:41.430	1:41.712	0.282
17	21	JEFFREY	31.806	41	HOPKINS	18.465	29	BROWN	26.932	41	HOPKINS	24.308	17	41	HOPKINS	1:41.491	1:41.842	0.351
18	29	BROWN	31.844	23	STEPHEN	18.541	69	BANISH	27.039	8	MOORE	24.475	18	66	DOBSON	1:41.517	1:41.863	0.346
19	79	McCABE	31.955	79	McCABE	18.642	21	JEFFREY	27.062	66	DOBSON	24.492	19	79	McCABE	1:42.431	1:42.732	0.301
20	14	PENDRIL	31.968	14	PENDRIL	18.697	2	COATES	27.243	79	McCABE	24.506	20	14	PENDRILL	1:42.443	1:42.598	0.155
21	69	BANISH	32.387	51	HARRIS	18.708	14	PENDRIL	27.254	14	PENDRIL	24.524	21	69	BANISH	1:42.759	1:43.150	0.391
22	44	HILL	32.450	61	MACKAY	18.727	79	McCABE	27.328	44	HILL	24.556	22	8	MOORE	1:43.168	1:43.422	0.254
23	8	MOORE	32.567	69	BANISH	18.736	8	MOORE	27.338	69	BANISH	24.597	23	44	HILL	1:43.196	1:43.819	0.623
24	51	HARRIS	32.673	2	COATES	18.748	44	HILL	27.428	22	EAGLE	24.826	24	2	COATES	1:43.645	1:44.022	0.377
25	22	EAGLE	32.785	44	HILL	18.762	22	EAGLE	27.477	2	COATES	24.846	25	22	EAGLE	1:44.079	1:44.191	0.112
26	2	COATES	32.808	8	MOORE	18.788	12	BANNIST	27.855	51	HARRIS	24.917	26	12	BANNISTER	1:44.590	1:44.910	0.320
27	12	BANNIST	32.835	12	BANNIST	18.955	65	ROWAN	28.220	12	BANNIST	24.945	27	51	HARRIS	1:44.775	1:44.934	0.159
28	61	MACKAY	33.102	22	EAGLE	18.991	61	MACKAY	28.451	61	MACKAY	24.970	28	61	MACKAY	1:45.250	1:45.972	0.722
29	65	ROWAN	34.054	65	ROWAN	19.376	51	HARRIS	28.477	65	ROWAN	25.390	29	65	ROWAN	1:47.040	1:47.602	0.562

Weather / Track : Overcast / Damp

Brands Hatch GP

Circuit Length = 2.4332 miles

Start: 12:17 Flag 12:37 End: 12:39

Results can be found at www.tsl-timing.com

Printed - 12:44 Sunday, 25 July 2021

MCRCB BULLETIN TK315**2021 Bennetts British Superbike Championship - Round 3****2021 Honda British Talent Cup****RACE 2 - BEST SPEEDS**

POS	INTERMEDIATE 1			INTERMEDIATE 2			INTERMEDIATE 3			FINISH LINE		
	NO	NAME	MPH	NO	NAME	MPH	NO	NAME	MPH	NO	NAME	MPH
1	57	GARNESS	103.8	9	STUART-CAMPBELL	124.2	34	COOK	93.2	57	GARNESS	121.5
2	4	MOUNSEY	101.8	53	VEIJER	123.3	74	BROWN	93.2	48	WALKER	120.0
3	9	STUART-CAMPBELL	101.8	52	BELFORD	122.9	7	LYONS	91.4	79	McCABE	119.6
4	48	WALKER	101.6	48	WALKER	122.6	52	BELFORD	91.1	7	LYONS	119.4
5	52	BELFORD	101.2	74	BROWN	122.4	57	GARNESS	91.1	53	VEIJER	119.1
6	43	HITCHCOCK	100.7	79	McCABE	122.4	9	STUART-CAMPBELL	90.6	9	STUART-CAMPBELL	118.5
7	34	COOK	100.6	21	JEFFREY	122.2	24	BUCHANAN	90.0	21	JEFFREY	118.5
8	74	BROWN	100.3	57	GARNESS	122.0	4	MOUNSEY	89.9	43	HITCHCOCK	118.3
9	24	BUCHANAN	100.3	7	LYONS	122.0	15	CROSBY	89.5	74	BROWN	118.1
10	7	LYONS	100.1	4	MOUNSEY	122.0	96	BANHAM	89.4	96	BANHAM	117.9
11	96	BANHAM	100.0	24	BUCHANAN	122.0	23	STEPHENSON	88.8	4	MOUNSEY	117.5
12	79	McCABE	99.5	34	COOK	121.7	43	HITCHCOCK	86.9	52	BELFORD	117.3
13	29	BROWN	99.2	43	HITCHCOCK	121.5	48	WALKER	86.8	41	HOPKINS	117.3
14	15	CROSBY	98.6	41	HOPKINS	121.3	29	BROWN	86.2	8	MOORE	117.1
15	23	STEPHENSON	98.5	96	BANHAM	121.1	41	HOPKINS	86.2	29	BROWN	116.9
16	51	HARRIS	98.3	29	BROWN	121.1	44	HILL	85.9	24	BUCHANAN	116.7
17	53	VEIJER	98.1	8	MOORE	121.1	2	COATES	85.5	61	MACKAY	116.5
18	66	DOBSON	98.1	15	CROSBY	120.6	79	McCABE	85.0	34	COOK	115.9
19	8	MOORE	97.9	65	ROWAN	120.6	53	VEIJER	84.7	66	DOBSON	115.9
20	44	HILL	97.9	23	STEPHENSON	120.4	66	DOBSON	84.4	12	BANNISTER	115.9
21	21	JEFFREY	97.8	66	DOBSON	120.0	21	JEFFREY	84.3	15	CROSBY	115.7
22	41	HOPKINS	97.6	2	COATES	120.0	8	MOORE	83.8	65	ROWAN	115.7
23	14	PENDRILL	96.8	44	HILL	119.8	51	HARRIS	82.9	14	PENDRILL	114.9
24	61	MACKAY	96.2	22	EAGLE	119.6	69	BANISH	82.8	51	HARRIS	114.9
25	12	BANNISTER	95.4	69	BANISH	118.3	61	MACKAY	82.6	22	EAGLE	114.3
26	2	COATES	95.3	12	BANNISTER	117.9	14	PENDRILL	82.4	69	BANISH	114.1
27	69	BANISH	94.9	51	HARRIS	117.9	22	EAGLE	82.2	44	HILL	113.9
28	22	EAGLE	94.1	14	PENDRILL	117.7	12	BANNISTER	82.1	23	STEPHENSON	113.5
29	65	ROWAN	92.1	61	MACKAY	116.7	65	ROWAN	77.2	2	COATES	113.5

Weather / Track : Overcast / Damp

Brands Hatch GP

Circuit Length = 2.4332 miles

Start: 12:17 Flag 12:37 End: 12:39

Results can be found at www.tsl-timing.com

Printed - 12:44 Sunday, 25 July 2021

MCRCB BULLETIN TK316

2021 Bennetts British Superbike Championship - Round 3

2021 Honda British Talent Cup

RACE 2 - STATISTICS

Competitors Started 29
Planned Start 2021-07-25 @ 12:15:00.000
Actual Start 2021-07-25 @ 12:17:27.262
Finish Time 2021-07-25 @ 12:37:20.278
Track Length 2.4332mi.
Total Laps 346
Total Distance Covered 841.9181mi.

Session Fastest Lap History

NO	NAME	LAP TIME	TIME OF DAY	LAP	VEHICLE
34	James COOK	1:39.053	12:20:51.419	2	Honda
34	James COOK	1:38.949	12:22:30.369	3	Honda
52	Evan BELFORD	1:38.227	12:24:08.815	4	Honda

Session Leader History

NO	NAME	FROM LAP	LAPS LED	DISTANCE	VEHICLE
52	Evan BELFORD	1	1	2.43 miles	Honda
34	James COOK	2	2	4.86 miles	Honda
52	Evan BELFORD	4	3	7.29 miles	Honda
34	James COOK	7	1	2.43 miles	Honda
52	Evan BELFORD	8	2	4.86 miles	Honda
34	James COOK	10	2	4.86 miles	Honda
52	Evan BELFORD	12	1	2.43 miles	Honda

Flag History

TYPE	TIME OF DAY
GREEN	12:17:27.262
FINISH	12:37:20.278

Flag Statistics

TYPE	COUNT	TOTAL LAPS	TOTAL TIME
Green	1	12	22:20.735
Red	0	0	0.000
Safety Car	0	0	0.000
FCY	0	0	0.000

Weather / Track : Overcast / Damp

Results can be found at www.tsl-timing.com

Brands Hatch GP
Circuit Length = 2.4332 miles
Start: 12:17 Flag 12:37 End: 12:39

Printed - 12:44 Sunday, 25 July 2021

MCRCB BULLETIN TK317

2021 Bennetts British Superbike Championship - Round 3

2021 Honda British Talent Cup

RACE 2 - SESSION NOTES

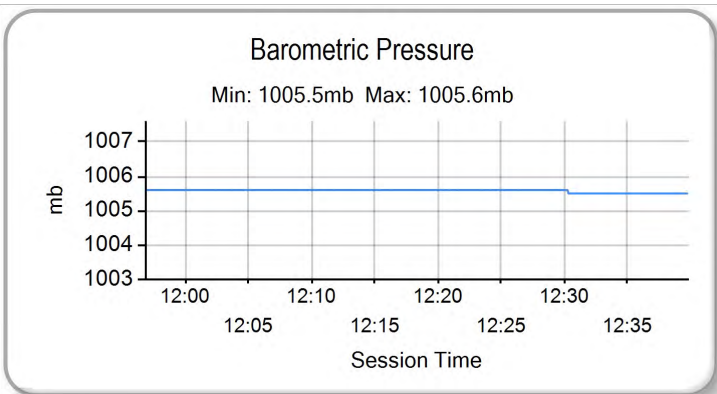
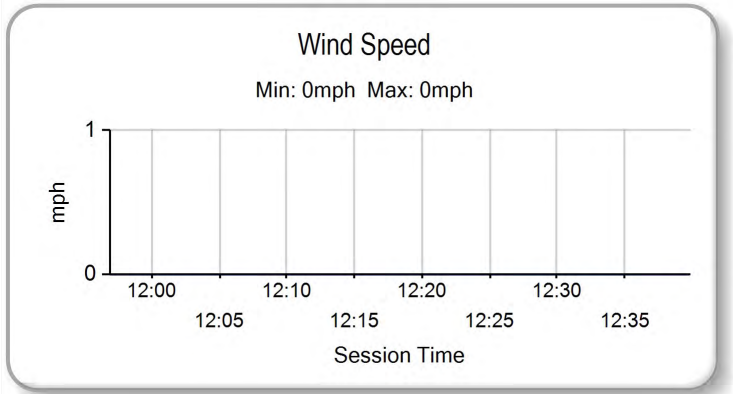
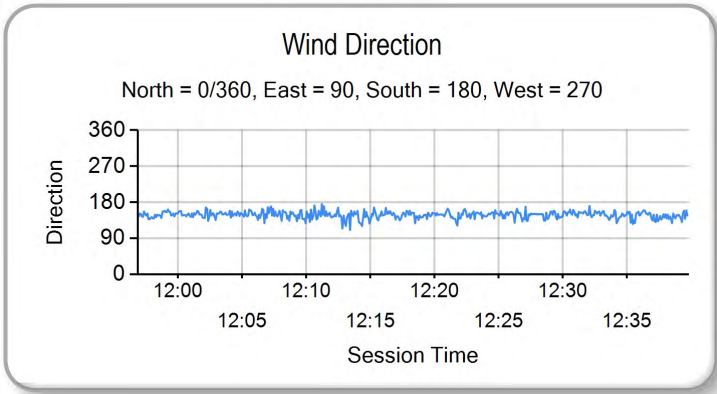
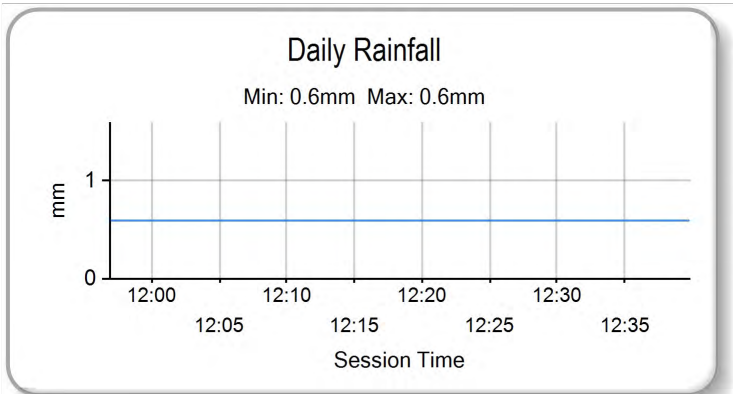
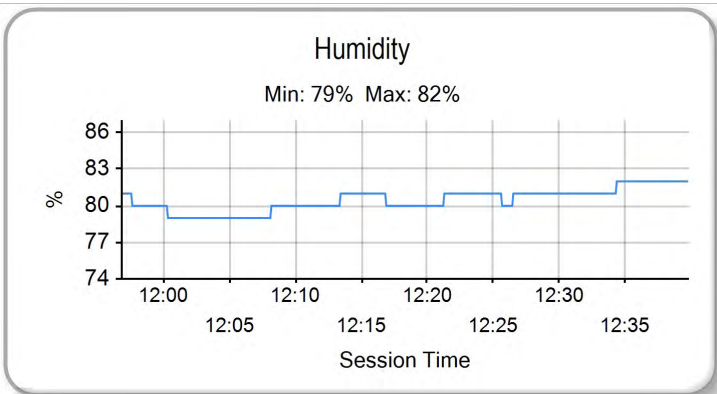
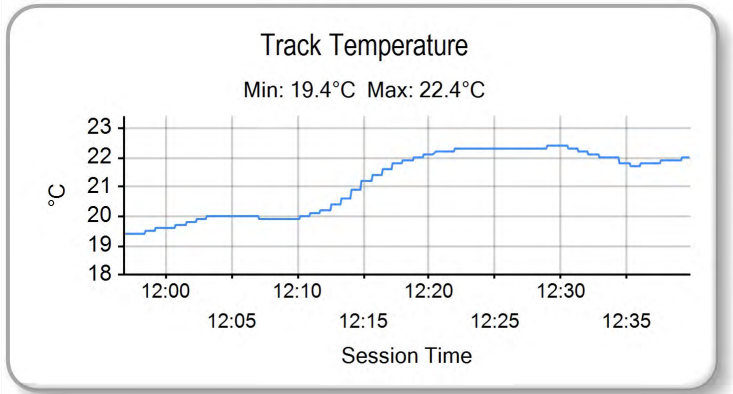
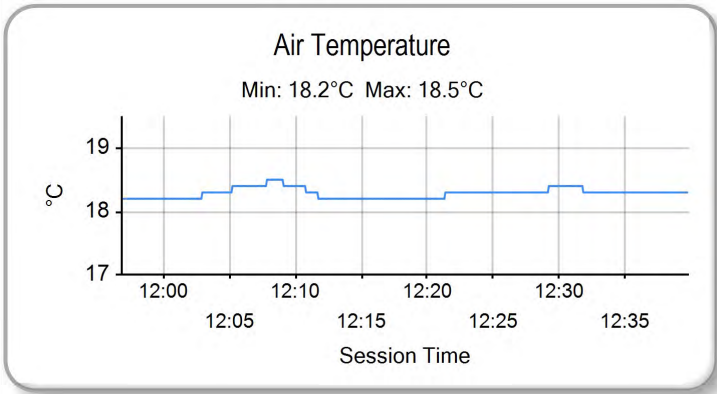
TIME	MESSAGE
11:59:47	WET RACE
11:59:54	
12:00:20	PITLANE OPEN
12:05:04	PITLANE CLOSED
12:08:31	DRY RACE
12:08:42	
12:09:04	5 MINUTES TO WARM UP LAP
12:11:17	3 MINUTES TO WARM UP LAP
12:13:18	1 MINUTE TO WARM UP LAP
12:13:53	30 SECONDS TO WARM UP LAP
12:14:31	GREEN FLAG - WARM UP LAP
12:16:44	RACE START
12:18:40	TEST
12:18:59	NO JUMP STARTS
12:30:45	TWO THIRDS DISTANCE COMPLETED
12:37:58	NO. 24 FALLER AT STIRLINGS - RIDER OK

MCRCB BULLETIN TK318

2021 Bennetts British Superbike Championship - Round 3

2021 Honda British Talent Cup

RACE 2 - WEATHER CONDITIONS



Weather / Track : Overcast / Damp

Results can be found at www.tsl-timing.com

Brands Hatch GP
Circuit Length = 2.4332 miles
Start: 12:17 Flag 12:37 End: 12:39

Printed - 12:45 Sunday, 25 July 2021

2021 Honda British Talent Cup
RIDERS POINTS AFTER ROUND 6



		TOTAL	GAP	DIFF																			Wins	Seconds	Thirds		
					1	2	3	4	5	6	7	8	9	10	11	12	13	14	15	16	17	18					
					25th-27th June	Oulton Park International	9th-11th July	Knockhill	23rd-25th July	Brands Hatch GP	30th July-1st August	Thruxton	13th-15th August	Donington Park National	27th-29th August	Silverstone GP	3rd-5th September	Snetterton 300	10th-12th September	Silverstone National	1st-3rd October	Donington Park GP					
1	Evan BELFORD (Honda)	131			20	16	25	25	20	25															3	2	1
2	Johnny GARNES (Honda)	91	40		11	13	20	20	11	16															0	2	1
3	Carter BROWN (Honda)	85	46	6	16	20		11	25	13															1	1	1
4	James COOK (Honda)	65	66	20		5	11	13	16	20															0	1	1
5	Cormac BUCHANAN (Honda)	50	81	15		11	13	16	10																0	0	1
6	Casey O'GORMAN (Honda)	50	81	0	25	25																			2	0	0
7	Jamie LYONS (Honda)	46	85	4	8	9	6	6	8	9															0	0	0
8	Harrison CROSBY (Honda)	46	85	0	9	10	16		6	5															0	0	1
9	Ollie WALKER (Honda)	45	86	1	10		8	10	7	10															0	0	0
10	Ryan HITCHCOCK (Honda)	44	87	1	13			7	13	11															0	0	0
11	Bailey STUART-CAMPBELL (Honda)	34	97	10		6	9	9	4	6															0	0	0
12	Sullivan MOUNSEY (Honda)	24	107	10		8			9	7															0	0	0
13	Kiyano VEIJER (Honda)	22	109	2			7	8	3	4															0	0	0
14	Troy JEFFREY (Honda)	21	110	1	4	7	10																		0	0	0
15	Rossi BANHAM (Honda)	18	113	3			5		5	8															0	0	0
16	Mason JOHNSON (Honda)	17	114	1	7	4	1	5																	0	0	0
17	Rossi DOBSON (Honda)	13	118	4	6		2	3	2																0	0	0
18	Luca HOPKINS (Honda)	11	120	2	1	2	3	4		1															0	0	0
19	Rhys STEPHENSON (Honda)	9	122	2	5	1			1	2															0	0	0
20	Harrison MACKAY (Honda)	6	125	3	3	3																			0	0	0
21	Lucas BROWN (Honda)	6	125	0	2			1		3															0	0	0
22	Lucas HILL (Honda)	4	127	2			4																		0	0	0
21	Harley McCABE (Honda)	2	129	2				2																	0	0	0