



HONDA BRITISH TALENT CUP

Round 2

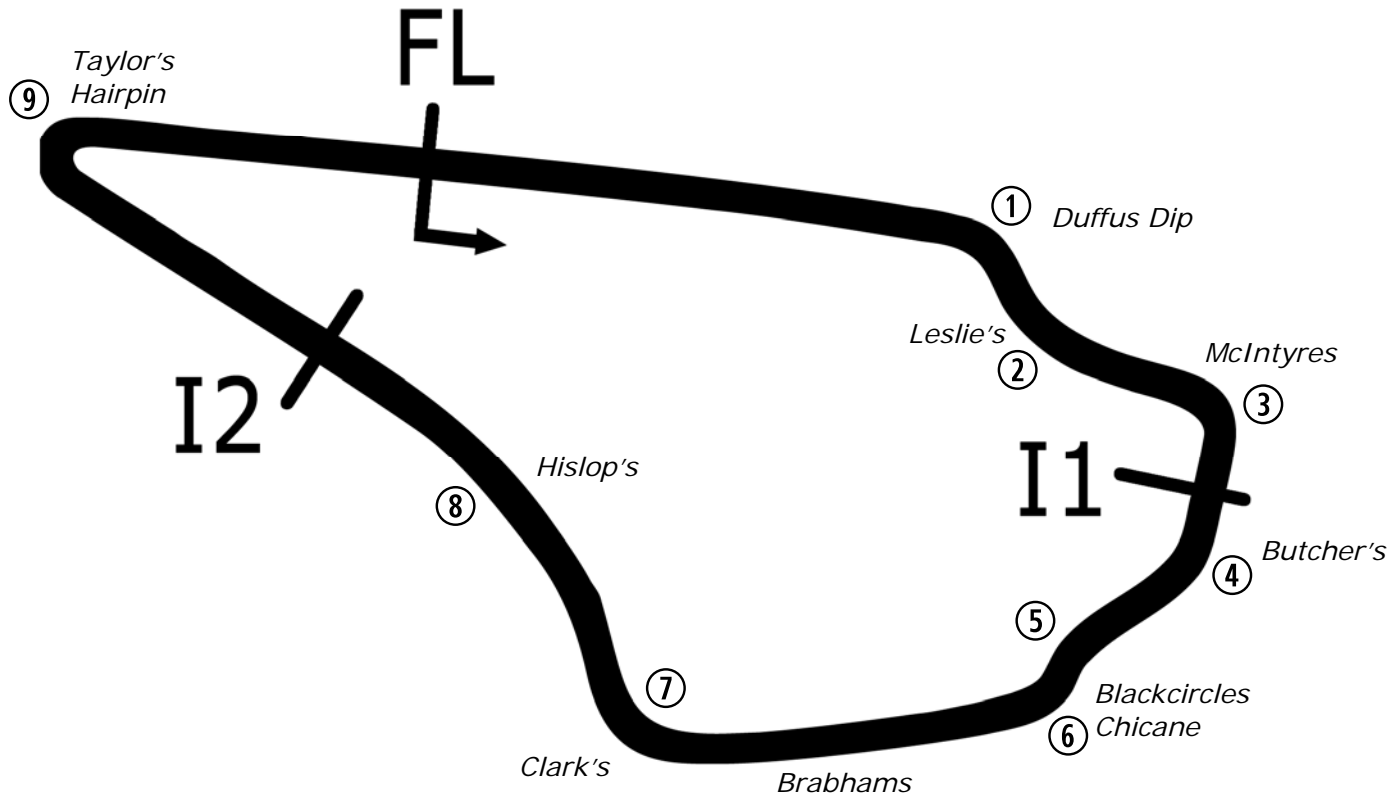
Knockhill

10th / 11th July 2021

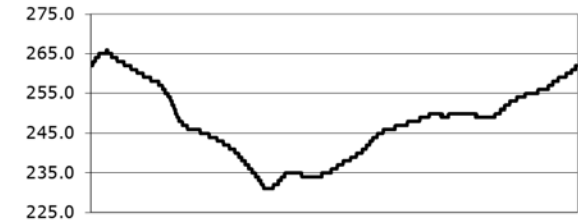


Results Provided by Timing Solutions Ltd
www.tsl-timing.com

Knockhill



Circuit Altitude (m)



Length	1.2669 miles	2039.0 m	
FL		56.13099 N	3.50816 W
I1	697m	56.12864 N	3.49941 W
I2	1508m	56.12969 N	3.50906 W
Pit Entry	2039m	56.13098 N	3.50793 W
Pit Exit	183m after FL	56.13080 N	3.50519 W
Pit Entry-Pit Exit 175m, 10.5s @60kph, 7.8s @80kph			

Lap Records		Best Sector Information					
		Sector 1	S1 Trap (mph)	Sector 2	S2 Trap (mph)	Sector 3	F/L Trap (mph)
Superbike	47.462	15.689	NONE	18.488	151.1	12.789	145.2
Superstock 1000	48.323	15.970	NONE	18.874	147.1	13.208	142.4
Supersport / GP2	49.144	16.110	NONE	19.183	138.3	13.477	131.8
Superstock 600	50.603	16.465	NONE	19.641	135.5	13.896	128.8
Ducati Cup	51.277	16.868	NONE	19.963	136.6	14.151	128.0
Sidecar 600	51.948	16.849	NONE	20.372	116.9	14.751	110.0
Junior Supersport	55.748	18.152	NONE	21.493	105.1	15.759	100.1
BTC 2020	To be Est	N/A	NONE	N/A	N/A	N/A	N/A

FREE PRACTICE 1 - CLASSIFICATION

POS	NO	NAME	NAT	ENTRY	TIME	ON	LAPS	GAP	DIFF	MPH
1	52	Evan BELFORD	GBR	Honda - City Lifting by RS Racing	55.316	21	23			82.45
2	24	Cormac BUCHANAN	NZL	Honda - Microlise Cresswell Racing	55.457	21	27	0.141	0.141	82.24
3	48	Ollie WALKER	GBR	Honda - Moto Rapido / SP125 Racing	55.823	18	26	0.507	0.366	81.70
4	21	Troy JEFFREY	GBR	Honda - Stiggymotorsport	55.835	9	24	0.519	0.012	81.68
5	34	James COOK	GBR	Honda - Wilson Racing	55.929	26	26	0.613	0.094	81.55
6	29	Lucas BROWN	GBR	Honda - Amphibian Scaffolding / SP125 Racing	56.135	21	26	0.819	0.206	81.25
7	9	Bailey STUART-CAMPBELL	GBR	Honda - Team 151s	56.225	23	25	0.909	0.090	81.12
8	43	Ryan HITCHCOCK	GBR	Honda - Wilson Racing	56.256	24	26	0.940	0.031	81.07
9	7	Jamie LYONS	GBR	Honda - C&M Motors Ltd / Tooltec Racing	56.295	18	26	0.979	0.039	81.02
10	74	Carter BROWN	GBR	Honda - City Lifting by RS Racing	56.424	4	5	1.108	0.129	80.83
11	23	Rhys STEPHENSON	GBR	Honda - Rocket Racing	56.445	23	24	1.129	0.021	80.80
12	96	Rossi BANHAM	GBR	Honda - MJL Racing	56.471	24	24	1.155	0.026	80.76
13	66	Rossi DOBSON	GBR	Honda - WM Racing	56.508	24	25	1.192	0.037	80.71
14	33	JJ CUNNINGHAM	GBR	Honda - Thomeycroft56 / JCRsupersport	56.508	23	24	1.192	0.000	80.71
15	4	Sullivan MOUNSEY	GBR	Honda - iForce Lloyd & Jones	56.577	24	26	1.261	0.069	80.61
16	57	Johnny GARNES	GBR	Honda - City Lifting by RS Racing	56.698	23	24	1.382	0.121	80.44
17	53	Kiyano VEIJER	NLD	Honda - Microlise Cresswell Racing	56.932	23	24	1.616	0.234	80.11
18	99	Peter WILLIS	GBR	Honda - WM Racing	57.053	21	23	1.737	0.121	79.94
19	41	Luca HOPKINS	GBR	Honda - Wilson Racing	57.055	20	24	1.739	0.002	79.94
20	79	Harley McCABE	GBR	Honda - MLav VisionTrack Academy	57.144	14	14	1.828	0.089	79.81
21	44	Lucas HILL	GBR	Honda - Ashcourt Racing	57.526	20	24	2.210	0.382	79.28
22	2	Rhys COATES	GBR	Honda - Ernie Coates Race Support / SP125 Racing	57.809	24	24	2.493	0.283	78.89
23	15	Harrison CROSBY	GBR	Honda - Banks Racing	57.829	3	3	2.513	0.020	78.87
24	61	Harrison MACKAY	GBR	Honda - True Heros Racing / Super Soco	57.937	17	24	2.621	0.108	78.72
25	67	Casey O'GORMAN	GBR	Honda - Microlise Cresswell Racing	58.102	3	5	2.786	0.165	78.50
26	51	Holly HARRIS	GBR	Honda - MJL Racing	58.177	20	23	2.861	0.075	78.40
27	5	Mason JOHNSON	GBR	Honda - Johnson Racing	58.391	8	9	3.075	0.214	78.11
28	22	Anthony EAGLE	GBR	Honda - Microlise Cresswell Racing	59.537	22	23	4.221	1.146	76.60

QUALIFYING LAPTIME (110.0% of 55.316) = 1:00.847

29	65	Alexander ROWAN	GBR	Honda - Victoria House Mortimer Racing	1:01.883	11	17	6.567	2.346	73.70
30	8	Ross MOORE	GBR	Honda - B Moore Honda			1			

#29 - Lap 5 time cancelled - Exceeded track limits at turn 3.

#23 - Lap 17 time cancelled - Exceeded track limits at turn 3.

Weather / Track : Cloudy / Dry

These results are provisional until the conclusion of any judicial and technical matters.

Knockhill

Circuit Length = 1.2669 miles

Start: 12:40 Flag 13:11 End: 13:13

Race Director : Stuart Higgs

Stewards :

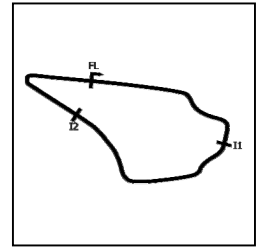
Timekeeper : Richard Evans

MCRCB BULLETIN TK040

2021 Bennetts British Superbike Championship - Round 2

2021 Honda British Talent Cup

FREE PRACTICE 1 - SECTOR ANALYSIS



SECTOR 1 = FL to I1, SECTOR 2 = I1 to I2, SECTOR 3 = I2 to FL, DIFF = Difference To Personal Best Lap, P = Crossed Finish Line in Pit Lane, D = Time Disallowed

P1 52		Evan BELFORD				Honda - City Lifting by RS Racing			
IDEAL LAP TIME : 55.221		BEST LAP TIME : 55.316		DIFFERENCE : 0.095					
LAP	SECTOR 1	SECTOR 2	SECTOR 3	LAP TIME	MPH	DIFF	TIME OF DAY		
1 -	OUTLAP	24.735	107.8	16.666	101.2		12:41:15.286		
2 -	19.179	23.585	107.8	16.169	101.3	58.933	77.39	3.617	12:42:14.219
3 -	18.631	22.582	106.5	16.526	101.6	57.739	78.99	2.423	12:43:11.958
4 -	18.798	22.291	109.2	16.104	100.0	57.193	79.74	1.877	12:44:09.151
5 -	18.709	22.146	108.9	16.517	101.2	57.372	79.50	2.056	12:45:06.523
6 -	18.788	24.507	99.8	16.106	100.7	59.401	76.78	4.085	12:46:05.924
7 -	OUTLAP	23.101	106.5	16.314	98.9	6:13.827	12.20	5:18.511	12:52:19.751
8 -	18.947	22.511	108.2	15.877	101.2	57.335	79.55	2.019	12:53:17.086
9 -	18.596	21.925	109.6	15.849	101.8	56.370	80.91	1.054	12:54:13.456
10 -	18.446	22.688	107.7	16.077	100.4	57.211	79.72	1.895	12:55:10.667
11 -	18.471	21.915	109.8	15.790	100.9	56.176	81.19	0.860	12:56:06.843
12 -	18.488	22.078	109.6	15.892	102.2	56.458	80.78	1.142	12:57:03.301
13 -	18.283	22.022	111.1	16.261	100.1	56.566	80.63	1.250	12:57:59.867
14 -	18.391	22.437	110.9	15.723	101.2	56.551	80.65	1.235	12:58:56.418
15 -	18.329	21.764	109.8	15.592	101.6	55.685 (3)	81.90	0.369	12:59:52.103
16 -	18.388	24.342	99.8	21.705	34.0	1:04.435	70.78	9.119	13:00:56.538
17 -	OUTLAP	22.668	108.2	16.023	100.3	4:38.846	16.35	3:43.530	13:05:35.384
18 -	18.538	21.999	109.1	15.575	101.6	56.112	81.28	0.796	13:06:31.496
19 -	18.816	22.425	109.6	15.741	100.7	56.982	80.04	1.666	13:07:28.478
20 -	18.238	21.715	108.7	15.449	101.6	55.402 (2)	82.32	0.086	13:08:23.880
21 -	18.224	21.634	108.4	15.458	101.3	55.316 (1)	82.45		13:09:19.196
22 -	18.927	22.412	108.2	15.601	101.3	56.940	80.10	1.624	13:10:16.136
23 -	18.138	22.777	106.6	15.898	102.1	56.813	80.28	1.497	13:11:12.949

P2 24		Cormac BUCHANAN				Honda - Microlise Cresswell Racing			
IDEAL LAP TIME : 55.412		BEST LAP TIME : 55.457		DIFFERENCE : 0.045					
LAP	SECTOR 1	SECTOR 2	SECTOR 3	LAP TIME	MPH	DIFF	TIME OF DAY		
1 -	OUTLAP	25.738	104.2	17.707	99.1		12:41:13.203		
2 -	19.750	23.605	106.1	16.816	99.1	1:00.171	75.80	4.714	12:42:13.374
3 -	18.876	22.939	104.0	16.369	99.7	58.184	78.39	2.727	12:43:11.558
4 -	18.855	22.606	105.8	16.333	99.1	57.794	78.92	2.337	12:44:09.352
5 -	19.766	22.288	106.6	16.835	96.9	58.889	77.45	3.432	12:45:08.241
6 -	19.277	23.230	101.6	16.121	100.6	58.628	77.79	3.171	12:46:06.869
7 -	OUTLAP	22.669	104.8	16.443	98.6	6:05.246	12.48	5:09.789	12:52:12.115
8 -	18.518	22.218	106.5	15.901	100.0	56.637	80.53	1.180	12:53:08.752
9 -	18.403	22.124	107.3	15.881	99.8	56.408	80.85	0.951	12:54:05.160
10 -	19.059	23.806	106.1	16.319	96.4	59.184	77.06	3.727	12:55:04.344
11 -	19.424	23.609	99.5	19.817	32.7	1:02.850	72.57	7.393	12:56:07.194
12 -	OUTLAP	22.020	106.8	15.832	98.3	1:15.166	60.68	19.709	12:57:22.360
13 -	18.758	22.971	106.5	16.191	99.7	57.920	78.74	2.463	12:58:20.280
14 -	18.342	21.988	105.8	16.002	98.8	56.332	80.96	0.875	12:59:16.612
15 -	18.349	21.923	103.5	16.122	98.8	56.394	80.87	0.937	13:00:13.006
16 -	18.678	22.663	106.3	15.944	98.5	57.285	79.62	1.828	13:01:10.291
17 -	18.794	22.774	107.2	16.329	99.4	57.897	78.77	2.440	13:02:08.188
18 -	19.739	22.835	104.6	15.959	98.8	58.533	77.92	3.076	13:03:06.721
19 -	18.577	21.986	106.0	15.993	98.9	56.556	80.64	1.099	13:04:03.277
20 -	18.505	21.998	106.0	15.807	99.1	56.310	81.00	0.853	13:04:59.587
21 -	18.266	21.592	106.5	15.599	98.8	55.457 (1)	82.24		13:05:55.044
22 -	19.436	22.003	107.0	15.858	98.8	57.297	79.60	1.840	13:06:52.341
23 -	18.381	22.192	106.1	15.822	98.9	56.395	80.87	0.938	13:07:48.736
24 -	18.221	21.653	105.6	16.432	96.1	56.306	81.00	0.849	13:08:45.042
25 -	18.233	21.799	106.0	15.947	98.5	55.979 (3)	81.47	0.522	13:09:41.021
26 -	18.230	21.642	107.0	16.095	98.8	55.967 (2)	81.49	0.510	13:10:36.988
27 -	18.714	22.170	106.3	15.847	100.0	56.731	80.39	1.274	13:11:33.719

Weather / Track : Cloudy / Dry

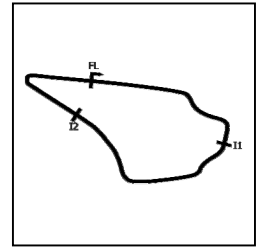
Knockhill
Circuit Length = 1.2669 miles
Start: 12:40 Flag 13:11 End: 13:13

MCRCB BULLETIN TK040

2021 Bennetts British Superbike Championship - Round 2

2021 Honda British Talent Cup

FREE PRACTICE 1 - SECTOR ANALYSIS



SECTOR 1 = FL to I1, SECTOR 2 = I1 to I2, SECTOR 3 = I2 to FL, DIFF = Difference To Personal Best Lap, P = Crossed Finish Line in Pit Lane, D = Time Disallowed

P3 48		Ollie WALKER		Honda - Moto Rapido / SP125 Racing				
IDEAL LAP TIME : 55.549		BEST LAP TIME : 55.823		DIFFERENCE : 0.274				
LAP	SECTOR 1	SECTOR 2	SECTOR 3	LAP TIME	MPH	DIFF	TIME OF DAY	
1 -	OUTLAP	24.527	103.8	17.269	98.8		12:41:07.616	
2 -	19.825	23.017	106.6	16.380	99.5	59.222	12:42:06.838	
3 -	19.001	22.571	107.3	16.739	99.1	58.311	12:43:05.149	
4 -	19.810	22.218	107.5	16.576	98.3	58.604	12:44:03.753	
5 -	18.778	22.375	106.3	17.098	99.2	58.251	12:45:02.004	
6 -	OUTLAP	22.903	106.6	16.351	98.8	7:33.379	12:52:35.383	
7 -	18.954	22.385	106.3	15.859	99.1	57.198	12:53:32.581	
8 -	18.800	22.189	107.3	15.861	99.2	56.850	12:54:29.431	
9 -	18.649	22.058	107.2	16.049	100.3	56.756	12:55:26.187	
10 -	18.764	22.441	106.1	16.499	99.5	57.704	12:56:23.891	
11 -	19.088	22.147	108.0	16.218	100.0	57.453	12:57:21.344	
12 -	18.893	21.980	107.7	15.875	99.4	56.748	12:58:18.092	
13 -	18.511	21.999	107.7	15.813	99.5	56.323	12:59:14.415	
14 -	18.466	21.952	107.8	15.783	99.7	56.201	13:00:10.616	
15 -	19.198	22.404	106.3	15.782	99.7	57.384	13:01:08.000	
16 -	18.648	21.889	107.2	15.899	99.5	56.436	13:02:04.436	
17 -	18.544	21.923	107.2	15.829	99.5	56.296	13:03:00.732	
18 -	18.348	21.764	107.3	15.711	100.3	55.823 (1)	81.70	13:03:56.555
19 -	18.339	21.760	107.3	15.728	100.9	55.827 (2)	81.70	13:04:52.382
20 -	18.591	22.546	106.5	16.450	97.5	57.587	79.20	13:05:49.969
21 -	18.458	22.741	104.5	16.670	97.9	57.869	78.81	13:06:47.838
22 -	18.342	21.751	107.7	15.875	100.1	55.968 (3)	81.49	13:07:43.806
23 -	18.402	22.253	108.5	15.798	100.4	56.453	80.79	13:08:40.259
24 -	18.348	21.972	107.3	15.873	100.0	56.193	81.16	13:09:36.452
25 -	18.215	21.655	107.8	16.468	96.5	56.338	80.95	13:10:32.790
26 -	18.456	21.623	108.0	16.084	99.1	56.163	81.21	13:11:28.953

P4 21		Troy JEFFREY		Honda - Stiggymotorsport				
IDEAL LAP TIME : 55.521		BEST LAP TIME : 55.835		DIFFERENCE : 0.314				
LAP	SECTOR 1	SECTOR 2	SECTOR 3	LAP TIME	MPH	DIFF	TIME OF DAY	
1 -	OUTLAP	24.805	107.5	16.174	101.0		12:41:47.567	
2 -	18.964	22.755	107.5	16.899	100.4	58.618	12:42:46.185	
3 -	19.913	22.878	109.1	16.145	99.2	58.936	12:43:45.121	
4 -	19.124	23.870	107.8	16.550	98.1	59.544	12:44:44.665	
5 -	18.696	22.425	108.2	15.640	100.9	56.761	12:45:41.426	
6 -	OUTLAP	23.586	104.5	17.051	99.8	6:36.407	12:52:17.833	
7 -	19.370	22.365	108.4	15.918	101.9	57.653	12:53:15.486	
8 -	18.448	22.684	109.6	15.741	102.4	56.873	12:54:12.359	
9 -	18.295	21.794	108.7	15.746	101.8	55.835 (1)	81.68	12:55:08.194
10 -	19.060	22.161	109.1	15.592	101.9	56.813	80.28	12:56:05.007
11 -	18.346	22.865	108.7	16.566	100.3	57.777	78.94	12:57:02.784
12 -	18.331	22.376	110.1	15.547	98.3	56.254 (3)	81.08	12:57:59.038
13 -	18.831	21.679	109.8	15.739	102.6	56.249 (2)	81.08	12:58:55.287
14 -	18.415	22.040	109.4	15.846	102.7	56.301	81.01	12:59:51.588
15 -	18.796	24.885	96.0	24.048	28.1	1:07.729	67.34	13:00:59.317
16 -	OUTLAP	23.638	103.5	16.717	99.7	2:52.011	26.51	13:03:51.328
17 -	19.226	22.714	107.2	16.363	100.7	58.303	78.23	13:04:49.631
18 -	18.870	23.374	107.8	16.313	101.9	58.557	77.89	13:05:48.188
19 -	18.723	22.243	109.6	16.706	103.0	57.672	79.08	13:06:45.860
20 -	18.838	22.176	110.0	16.048	102.7	57.062	79.93	13:07:42.922
21 -	19.080	22.742	108.4	16.298	103.4	58.120	78.47	13:08:41.042
22 -	19.094	22.468	107.8	16.475	101.3	58.037	78.58	13:09:39.079
23 -	19.198	22.546	107.7	16.620	100.4	58.364	78.14	13:10:37.443
24 -	19.951	22.842	108.2	16.623	95.4	59.416	76.76	13:11:36.859

Weather / Track : Cloudy / Dry

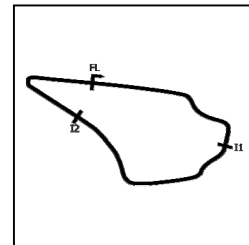
Knockhill
Circuit Length = 1.2669 miles
Start: 12:40 Flag 13:11 End: 13:13

MCRCB BULLETIN TK040

2021 Bennetts British Superbike Championship - Round 2

2021 Honda British Talent Cup

FREE PRACTICE 1 - SECTOR ANALYSIS



SECTOR 1 = FL to I1, SECTOR 2 = I1 to I2, SECTOR 3 = I2 to FL, DIFF = Difference To Personal Best Lap, P = Crossed Finish Line in Pit Lane, D = Time Disallowed

P5 34 James COOK		Honda - Wilson Racing					
IDEAL LAP TIME : 55.750		BEST LAP TIME : 55.929		DIFFERENCE : 0.179			
LAP	SECTOR 1	SECTOR 2	SECTOR 3	LAP TIME	MPH	DIFF	TIME OF DAY
1 -	OUTLAP	24.378	102.1	17.415	97.2		12:41:43.810
2 -	20.336	23.975	102.6	17.511	96.5	1:01.822	12:42:45.632
3 -	20.257	23.474	105.8	16.391	98.6	1:00.122	12:43:45.754
4 -	19.323	23.607	104.8	16.316	98.3	59.246	12:44:45.000
5 -	19.475	22.857	104.6	16.323	97.1	58.655	12:45:43.655
6 -	OUTLAP	23.329	103.4	17.245	96.2	6:31.581	12:52:15.236
7 -	19.147	23.242	105.0	16.504	98.1	58.893	12:53:14.129
8 -	19.167	23.183	104.3	16.191	99.8	58.541	12:54:12.670
9 -	18.622	22.358	106.0	16.292	96.8	57.272	12:55:09.942
10 -	18.941	22.629	107.7	16.064	100.1	57.634	12:56:07.576
11 -	18.631	22.381	106.8	16.279	98.9	57.291	12:57:04.867
12 -	18.915	22.544	106.0	16.171	98.5	57.630	12:58:02.497
13 -	18.644	22.471	105.3	16.077	98.1	57.192	12:58:59.689
14 -	18.633	22.262	106.3	15.983	97.9	56.878	12:59:56.567
15 -	18.751	22.365	105.8	16.292	97.8	57.408	13:00:53.975
16 -	19.595	22.682	105.6	16.034	98.5	58.311	13:01:52.286
17 -	18.744	22.851	104.3	22.195	35.3	1:03.790	13:02:56.076
18 -	OUTLAP	22.237	106.5	15.986	98.6	1:16.707	13:04:12.783
19 -	18.462	22.029	106.0	15.992	98.3	56.483 (3)	13:05:09.266
20 -	18.411	22.186	107.0	16.121	100.3	56.718	13:06:05.984
21 -	19.502	22.606	105.8	15.943	99.7	58.051	13:07:04.035
22 -	18.476	22.129	106.6	16.363	97.1	56.968	13:08:01.003
23 -	18.787	22.834	103.2	16.536	96.9	58.157	13:08:59.160
24 -	18.608	21.882	107.0	16.013	100.7	56.503	13:09:55.663
25 -	18.291	21.989	107.2	15.877	98.2	56.157 (2)	13:10:51.820
26 -	18.470	21.723	106.3	15.736	98.8	55.929 (1)	13:11:47.749

P6 29 Lucas BROWN		Honda - Amphibian Scaffolding / SP125 Racing					
IDEAL LAP TIME : 56.101		BEST LAP TIME : 56.135		DIFFERENCE : 0.034			
LAP	SECTOR 1	SECTOR 2	SECTOR 3	LAP TIME	MPH	DIFF	TIME OF DAY
1 -	OUTLAP	25.789	102.9	18.437	96.4		12:41:11.420
2 -	20.651	24.388	103.5	17.069	98.8	1:02.108	12:42:13.528
3 -	19.565	23.007	105.8	16.678	98.2	59.250	12:43:12.778
4 -	19.201	22.850	105.5	16.450	97.5	58.501	12:44:11.279
5 -	19.439	23.021	105.8	17.078	96.9	59.538 D	12:45:10.817
6 -	OUTLAP	23.083	104.8	16.444	97.2	6:56.581	12:52:07.398
7 -	19.004	23.382	106.1	16.381	99.5	58.767	12:53:06.165
8 -	19.030	23.319	107.8	16.340	98.6	58.689	12:54:04.854
9 -	19.284	24.266	106.3	16.058	99.8	59.608	12:55:04.462
10 -	19.152	23.201	104.8	16.148	98.1	58.501	12:56:02.963
11 -	19.338	22.501	106.5	16.239	97.5	58.078	12:57:01.041
12 -	18.735	22.170	106.1	15.861	98.3	56.766	12:57:57.807
13 -	18.670	22.277	106.1	15.902	98.2	56.849	12:58:54.656
14 -	18.580	22.088	106.5	15.937	98.1	56.605 (3)	12:59:51.261
15 -	18.459	22.464	107.3	16.137	98.6	57.060	13:00:48.321
16 -	20.586	22.475	105.8	16.514	98.5	59.575	13:01:47.896
17 -	18.672	22.082	107.2	15.814	99.8	56.568 (2)	13:02:44.464
18 -	19.097	22.701	106.6	16.142	98.9	57.940	13:03:42.404
19 -	18.403	22.559	105.6	15.946	98.6	56.908	13:04:39.312
20 -	18.705	22.175	106.0	15.967	98.9	56.847	13:05:36.159
21 -	18.383	21.945	106.8	15.807	99.2	56.135 (1)	13:06:32.294
22 -	18.385	22.408	106.8	15.986	98.9	56.779	13:07:29.073
23 -	18.607	22.604	106.1	15.897	98.8	57.108	13:08:26.181
24 -	18.349	22.457	106.6	15.925	98.3	56.731	13:09:22.912
25 -	18.572	22.548	106.3	16.006	98.5	57.126	13:10:20.038
26 -	18.484	25.088	97.1	16.754	96.8	1:00.326	13:11:20.364

Weather / Track : Cloudy / Dry

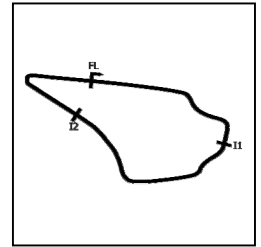
Knockhill
Circuit Length = 1.2669 miles
Start: 12:40 Flag 13:11 End: 13:13

MCRCB BULLETIN TK040

2021 Bennetts British Superbike Championship - Round 2

2021 Honda British Talent Cup

FREE PRACTICE 1 - SECTOR ANALYSIS



SECTOR 1 = FL to I1, SECTOR 2 = I1 to I2, SECTOR 3 = I2 to FL, DIFF = Difference To Personal Best Lap, P = Crossed Finish Line in Pit Lane, D = Time Disallowed

P7 9		Bailey STUART-CAMPBELL				Honda - Team 151s			
IDEAL LAP TIME : 56.104		BEST LAP TIME : 56.225				DIFFERENCE : 0.121			
LAP	SECTOR 1	SECTOR 2		SECTOR 3		LAP TIME	MPH	DIFF	TIME OF DAY
1 -	OUTLAP	26.252	103.7	18.532	93.7				12:42:27.950
2 -	20.029	23.777	105.3	17.535	98.2	1:01.341	74.35	5.116	12:43:29.291
3 -	19.401	23.728	105.0	17.638	96.6	1:00.767	75.05	4.542	12:44:30.058
4 -	19.184	24.212	105.8	16.970	98.3	1:00.366	75.55	4.141	12:45:30.424
5 -	OUTLAP	24.291	105.0	17.515	96.1	6:42.350	11.33	5:46.125	12:52:12.774
6 -	19.222	25.035	106.6	17.135	98.8	1:01.392	74.29	5.167	12:53:14.166
7 -	18.940	23.443	105.6	16.642	101.0	59.025	77.27	2.800	12:54:13.191
8 -	18.543	22.806	107.7	16.844	99.4	58.193	78.37	1.968	12:55:11.384
9 -	18.513	22.339	109.8	16.495	101.8	57.347	79.53	1.122	12:56:08.731
10 -	18.323	22.209	107.8	16.272	101.0	56.804	80.29	0.579	12:57:05.535
11 -	18.489	23.284	108.5	16.204	100.9	57.977	78.67	1.752	12:58:03.512
12 -	18.499	22.176	108.9	16.278	100.4	56.953	80.08	0.728	12:59:00.465
13 -	18.483	22.015	109.2	15.859	101.6	56.357 (2)	80.93	0.132	12:59:56.822
14 -	18.721	22.211	108.5	16.282	101.0	57.214	79.72	0.989	13:00:54.036
15 -	19.423	23.013	108.2	16.103	101.2	58.539	77.91	2.314	13:01:52.575
16 -	18.996	22.647	108.2	17.012	101.0	58.655	77.76	2.430	13:02:51.230
17 -	19.981	23.549	105.5	16.740	99.7	1:00.270	75.67	4.045	13:03:51.500
18 -	19.331	22.707	107.0	16.516	100.1	58.554	77.89	2.329	13:04:50.054
19 -	18.451	22.907	107.3	16.350	99.2	57.708	79.03	1.483	13:05:47.762
20 -	18.464	22.222	107.0	16.148	101.2	56.834	80.25	0.609	13:06:44.596
21 -	18.475	22.270	108.5	16.479	99.2	57.224	79.70	0.999	13:07:41.820
22 -	18.456	21.983	107.5	16.073	100.7	56.512 (3)	80.71	0.287	13:08:38.332
23 -	18.324	21.922	107.8	15.979	100.3	56.225 (1)	81.12		13:09:34.557
24 -	18.380	22.464	107.3	22.233	27.8	1:03.077	72.31	6.852	13:10:37.634
25 -	OUTLAP	27.842	83.4	26.440	24.9	1:44.981	43.44	48.756	13:12:22.615

P8 43		Ryan HITCHCOCK				Honda - Wilson Racing			
IDEAL LAP TIME : 56.212		BEST LAP TIME : 56.256				DIFFERENCE : 0.044			
LAP	SECTOR 1	SECTOR 2		SECTOR 3		LAP TIME	MPH	DIFF	TIME OF DAY
1 -	OUTLAP	25.575	104.8	17.714	98.6				12:41:10.808
2 -	19.266	23.500	105.8	16.295	99.5	59.061	77.22	2.805	12:42:09.869
3 -	19.148	23.450	105.8	16.645	99.7	59.243	76.98	2.987	12:43:09.112
4 -	19.117	23.100	107.7	16.598	99.2	58.815	77.55	2.559	12:44:07.927
5 -	18.774	23.056	106.3	16.569	99.1	58.399	78.10	2.143	12:45:06.326
6 -	18.812	24.643	95.5	16.972	100.0	1:00.427	75.48	4.171	12:46:06.753
7 -	OUTLAP	23.866	105.1	16.577	98.8	6:44.554	11.27	5:48.298	12:52:51.307
8 -	19.321	23.310	106.3	16.491	99.7	59.122	77.14	2.866	12:53:50.429
9 -	18.737	22.802	106.3	16.369	99.1	57.908	78.76	1.652	12:54:48.337
10 -	18.549	22.833	106.8	16.227	99.5	57.609	79.17	1.353	12:55:45.946
11 -	18.602	22.863	106.8	16.829	98.2	58.294	78.24	2.038	12:56:44.240
12 -	18.602	22.760	107.0	16.204	99.8	57.566	79.23	1.310	12:57:41.806
13 -	18.642	22.496	107.3	16.320	100.3	57.458	79.38	1.202	12:58:39.264
14 -	18.293	22.228	108.9	15.927	101.5	56.448 (3)	80.80	0.192	12:59:35.712
15 -	18.750	22.851	106.8	16.179	99.5	57.780	78.93	1.524	13:00:33.492
16 -	21.005	25.685	107.2	16.230	99.2	1:02.920	72.49	6.664	13:01:36.412
17 -	19.317	22.773	107.0	16.175	98.8	58.265	78.28	2.009	13:02:34.677
18 -	18.488	22.422	107.0	15.903	99.5	56.813	80.28	0.557	13:03:31.490
19 -	18.589	23.172	106.5	16.365	99.7	58.126	78.46	1.870	13:04:29.616
20 -	18.763	22.337	106.6	19.706	29.3	1:00.806	75.01	4.550	13:05:30.422
21 -	OUTLAP	22.408	105.8	16.364	97.9	1:21.885	55.70	25.629	13:06:52.307
22 -	18.821	22.339	107.8	15.988	100.7	57.148	79.81	0.892	13:07:49.455
23 -	18.308	22.204	107.5	15.881	100.3	56.393 (2)	80.88	0.137	13:08:45.848
24 -	18.312	22.038	107.7	15.906	100.6	56.256 (1)	81.07		13:09:42.104
25 -	18.444	22.574	108.0	16.137	100.0	57.155	79.80	0.899	13:10:39.259
26 -	18.361	22.297	108.7	16.024	99.7	56.682	80.46	0.426	13:11:35.941

Weather / Track : Cloudy / Dry

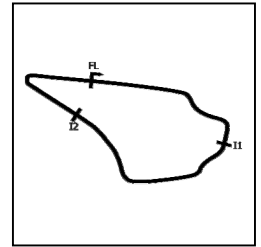
Knockhill
Circuit Length = 1.2669 miles
Start: 12:40 Flag 13:11 End: 13:13

MCRCB BULLETIN TK040

2021 Bennetts British Superbike Championship - Round 2

2021 Honda British Talent Cup

FREE PRACTICE 1 - SECTOR ANALYSIS



SECTOR 1 = FL to I1, SECTOR 2 = I1 to I2, SECTOR 3 = I2 to FL, DIFF = Difference To Personal Best Lap, P = Crossed Finish Line in Pit Lane, D = Time Disallowed

P9		7		Jamie LYONS		Honda - C&M Motors Ltd / Tooltec Racing			
IDEAL LAP TIME : 56.060		BEST LAP TIME : 56.295		DIFFERENCE : 0.235					
LAP	SECTOR 1	SECTOR 2		SECTOR 3		LAP TIME	MPH	DIFF	TIME OF DAY
1 -	OUTLAP	23.680	102.4	16.718	96.4				12:41:41.322
2 -	19.530	22.318	104.3	16.171	97.6	58.019	78.61	1.724	12:42:39.341
3 -	19.526	21.881	105.8	16.222	99.1	57.629	79.14	1.334	12:43:36.970
4 -	19.015	22.708	105.3	16.293	97.8	58.016	78.61	1.721	12:44:34.986
5 -	18.883	22.382	106.1	16.148	99.5	57.413	79.44	1.118	12:45:32.399
6 -	OUTLAP	22.464	105.8	16.598	98.5	6:35.315	11.53	5:39.020	12:52:07.714
7 -	19.013	22.995	105.5	16.337	98.8	58.345	78.17	2.050	12:53:06.059
8 -	18.982	23.021	105.3	16.094	98.5	58.097	78.50	1.802	12:54:04.156
9 -	19.851	23.736	106.0	16.252	97.8	59.839	76.22	3.544	12:55:03.995
10 -	19.427	23.870	99.7	20.245	36.6	1:03.542	71.78	7.247	12:56:07.537
11 -	OUTLAP	22.220	105.3	16.155	97.8	1:10.670	64.54	14.375	12:57:18.207
12 -	18.751	22.010	105.8	15.922	98.2	56.683	80.46	0.388	12:58:14.890
13 -	18.668	21.976	106.5	16.037	97.5	56.681	80.46	0.386	12:59:11.571
14 -	18.667	22.455	105.3	15.951	97.3	57.073	79.91	0.778	13:00:08.644
15 -	18.776	21.848	105.5	16.096	97.2	56.720	80.41	0.425	13:01:05.364
16 -	19.410	21.888	105.3	15.926	97.8	57.224	79.70	0.929	13:02:02.588
17 -	19.061	21.870	105.6	15.986	97.2	56.917	80.13	0.622	13:02:59.505
18 -	18.624	21.834	105.1	15.837	98.3	56.295 (1)	81.02		13:03:55.800
19 -	18.551	21.908	105.6	15.892	98.1	56.351 (2)	80.94	0.056	13:04:52.151
20 -	18.577	21.672	106.6	16.122	99.7	56.371	80.91	0.076	13:05:48.522
21 -	18.572	22.213	107.7	16.173	97.6	56.958	80.07	0.663	13:06:45.480
22 -	18.567	21.841	106.5	16.325	99.4	56.733	80.39	0.438	13:07:42.213
23 -	19.334	22.072	105.6	16.210	97.6	57.616	79.16	1.321	13:08:39.829
24 -	18.572	22.150	103.7	16.207	99.4	56.929	80.11	0.634	13:09:36.758
25 -	18.581	21.782	106.6	16.001	99.1	56.364 (3)	80.92	0.069	13:10:33.122
26 -	18.759	21.684	106.5	16.098	98.8	56.541	80.66	0.246	13:11:29.663

P10		74		Carter BROWN		Honda - City Lifting by RS Racing			
IDEAL LAP TIME : 56.224		BEST LAP TIME : 56.424		DIFFERENCE : 0.200					
LAP	SECTOR 1	SECTOR 2		SECTOR 3		LAP TIME	MPH	DIFF	TIME OF DAY
1 -	OUTLAP	25.004	105.1	16.652	99.1				12:41:14.432
2 -	19.125	22.842	106.3	15.774	98.6	57.741	78.99	1.317	12:42:12.173
3 -	18.673	22.366	108.0	16.017	100.7	57.056 (3)	79.94	0.632	12:43:09.229
4 -	18.372	22.313	106.5	15.739	98.5	56.424 (1)	80.83		12:44:05.653
5 -	18.524	22.113	107.3	15.803	100.4	56.440 (2)	80.81	0.016	12:45:02.093

Weather / Track : Cloudy / Dry

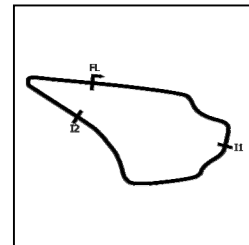
Knockhill
Circuit Length = 1.2669 miles
Start: 12:40 Flag 13:11 End: 13:13

MCRCB BULLETIN TK040

2021 Bennetts British Superbike Championship - Round 2

2021 Honda British Talent Cup

FREE PRACTICE 1 - SECTOR ANALYSIS



SECTOR 1 = FL to I1, SECTOR 2 = I1 to I2, SECTOR 3 = I2 to FL, DIFF = Difference To Personal Best Lap, P = Crossed Finish Line in Pit Lane, D = Time Disallowed

P11 23		Rhys STEPHENSON				Honda - Rocket Racing		
IDEAL LAP TIME : 56.261		BEST LAP TIME : 56.445		DIFFERENCE : 0.184				
LAP	SECTOR 1	SECTOR 2	SECTOR 3	LAP TIME	MPH	DIFF	TIME OF DAY	
1 -	OUTLAP	25.957	100.9	16.770	96.0		12:41:28.393	
2 -	19.841	23.624	102.2	18.026	93.2	1:01.491	74.17 5.046 12:42:29.884	
3 -	19.486	22.960	103.2	17.254	96.6	59.700	76.40 3.255 12:43:29.584	
4 -	20.012	23.897	102.1	17.060	95.4	1:00.969	74.81 4.524 12:44:30.553	
5 -	19.043	23.712	102.7	16.025	96.4	58.780	77.59 2.335 12:45:29.333	
6 -	OUTLAP	22.980	103.4	16.367	95.8	7:29.711	10.14 6:33.266 12:52:59.044	
7 -	19.246	23.441	104.0	16.307	97.6	58.994	77.31 2.549 12:53:58.038	
8 -	18.739	24.013	103.7	16.215	96.6	58.967	77.35 2.522 12:54:57.005	
9 -	18.632	23.574	103.7	15.977	96.2	58.183	78.39 1.738 12:55:55.188	
10 -	19.361	23.287	103.8	16.296	96.5	58.944	77.38 2.499 12:56:54.132	
11 -	19.020	22.520	103.8	16.059	96.4	57.599	79.18 1.154 12:57:51.731	
12 -	18.834	22.244	103.4	16.067	96.6	57.145	79.81 0.700 12:58:48.876	
13 -	18.648	22.206	103.5	16.013	96.1	56.867	80.20 0.422 12:59:45.743	
14 -	18.775	21.933	103.7	15.930	96.0	56.638	80.53 0.193 13:00:42.381	
15 -	21.432	22.992	103.8	16.070	96.9	1:00.494	75.39 4.049 13:01:42.875	
16 -	19.106	22.977	103.5	15.999	96.5	58.082	78.52 1.637 13:02:40.957	
17 -	18.989	22.724	101.3	24.407	32.9	1:06.120 D	68.98 9.675 13:03:47.077	
18 -	OUTLAP	22.837	103.4	15.955	96.4	1:39.485	45.84 43.040 13:05:26.562	
19 -	18.719	22.511	103.5	15.928	96.4	57.158	79.79 0.713 13:06:23.720	
20 -	18.684	22.076	104.5	15.846	96.6	56.606 (3)	80.57 0.161 13:07:20.326	
21 -	18.926	23.036	104.8	16.305	96.2	58.267 D	78.27 1.822 13:08:18.593	
22 -	18.823	22.167	103.5	15.781	96.9	56.771	80.34 0.326 13:09:15.364	
23 -	18.732	22.017	105.0	15.696	96.8	56.445 (1)	80.80 13:10:11.809	
24 -	18.710	22.107	104.2	15.778	96.9	56.595 (2)	80.59 0.150 13:11:08.404	

P12 96		Rossi BANHAM				Honda - MJL Racing		
IDEAL LAP TIME : 56.260		BEST LAP TIME : 56.471		DIFFERENCE : 0.211				
LAP	SECTOR 1	SECTOR 2	SECTOR 3	LAP TIME	MPH	DIFF	TIME OF DAY	
1 -	OUTLAP	24.226	102.2	17.384	93.8		12:42:22.467	
2 -	20.134	22.763	103.2	16.159	97.2	59.056	77.23 2.585 12:43:21.523	
3 -	19.473	23.021	104.3	16.898	96.1	59.392	76.79 2.921 12:44:20.915	
4 -	19.652	23.908	104.6	16.264	95.8	59.824	76.24 3.353 12:45:20.739	
5 -	OUTLAP	23.881	103.4	16.162	95.8	7:19.026	10.38 6:22.555 12:52:39.765	
6 -	19.922	22.826	103.4	15.897	96.8	58.645	77.77 2.174 12:53:38.410	
7 -	19.085	22.418	103.7	16.126	96.8	57.629	79.14 1.158 12:54:36.039	
8 -	19.481	22.448	105.1	15.936	96.9	57.865	78.82 1.394 12:55:33.904	
9 -	18.909	22.376	105.3	16.511	94.1	57.796	78.91 1.325 12:56:31.700	
10 -	19.530	22.791	104.8	16.042	95.7	58.363	78.15 1.892 12:57:30.063	
11 -	19.006	22.341	104.6	15.868	96.5	57.215	79.71 0.744 12:58:27.278	
12 -	18.733	22.150	104.5	16.026	96.2	56.909	80.14 0.438 12:59:24.187	
13 -	18.686	22.133	104.5	15.925	97.1	56.744	80.38 0.273 13:00:20.931	
14 -	18.751	21.965	104.0	16.142	92.3	56.858	80.21 0.387 13:01:17.789	
15 -	19.043	22.381	106.5	16.998	96.0	58.422	78.07 1.951 13:02:16.211	
16 -	19.185	21.946	104.8	16.020	97.2	57.151	79.80 0.680 13:03:13.362	
17 -	18.675	21.971	105.1	17.628	52.8	58.274	78.27 1.803 13:04:11.636	
18 -	OUTLAP	22.481	104.5	15.956	96.9	1:56.605	39.11 1:00.134 13:06:08.241	
19 -	18.541	21.858	107.3	16.200	97.9	56.599 (2)	80.58 0.128 13:07:04.840	
20 -	18.796	22.113	104.5	16.006	97.1	56.915	80.13 0.444 13:08:01.755	
21 -	18.613	22.379	105.3	16.126	96.4	57.118	79.85 0.647 13:08:58.873	
22 -	18.571	22.009	104.5	16.083	96.1	56.663 (3)	80.49 0.192 13:09:55.536	
23 -	18.617	22.172	105.5	16.121	96.9	56.910	80.14 0.439 13:10:52.446	
24 -	18.534	22.053	104.5	15.884	96.5	56.471 (1)	80.76 13:11:48.917	

Weather / Track : Cloudy / Dry

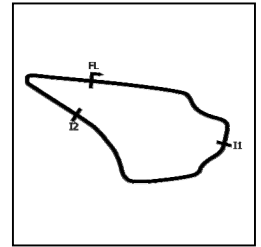
Knockhill
Circuit Length = 1.2669 miles
Start: 12:40 Flag 13:11 End: 13:13

MCRCB BULLETIN TK040

2021 Bennetts British Superbike Championship - Round 2

2021 Honda British Talent Cup

FREE PRACTICE 1 - SECTOR ANALYSIS



SECTOR 1 = FL to I1, SECTOR 2 = I1 to I2, SECTOR 3 = I2 to FL, DIFF = Difference To Personal Best Lap, P = Crossed Finish Line in Pit Lane, D = Time Disallowed

P13 66		Rossi DOBSON				Honda - WM Racing			
IDEAL LAP TIME : 56.297		BEST LAP TIME : 56.508		DIFFERENCE : 0.211					
LAP	SECTOR 1	SECTOR 2	SECTOR 3	LAP TIME	MPH	DIFF	TIME OF DAY		
1 -	OUTLAP	26.842	102.6	18.243	98.3				12:41:13.118
2 -	21.131	24.688	106.3	16.968	99.7	1:02.787	72.64	6.279	12:42:15.905
3 -	20.377	24.184	106.1	16.800	99.4	1:01.361	74.33	4.853	12:43:17.266
4 -	20.043	23.759	106.1	17.447	96.5	1:01.249	74.46	4.741	12:44:18.515
5 -	20.108	23.752	106.5	16.667	97.8	1:00.527	75.35	4.019	12:45:19.042
6 -	OUTLAP	24.671	106.1	16.881	98.8	7:22.073	10.31	6:25.565	12:52:41.115
7 -	20.086	23.692	107.2	16.319	100.1	1:00.097	75.89	3.589	12:53:41.212
8 -	19.493	23.175	106.8	16.532	99.5	59.200	77.04	2.692	12:54:40.412
9 -	19.553	22.874	107.0	16.135	101.2	58.562	77.88	2.054	12:55:38.974
10 -	19.757	25.425	100.4	20.304	44.9	1:05.486	69.65	8.978	12:56:44.460
11 -	OUTLAP	23.048	107.5	16.087	100.1	1:09.844	65.30	13.336	12:57:54.304
12 -	19.275	22.947	106.6	15.953	100.3	58.175	78.40	1.667	12:58:52.479
13 -	19.091	22.797	107.0	15.946	99.8	57.834	78.86	1.326	12:59:50.313
14 -	19.192	22.444	107.2	15.952	99.8	57.588	79.20	1.080	13:00:47.901
15 -	19.369	22.769	106.5	16.113	100.7	58.251	78.30	1.743	13:01:46.152
16 -	18.989	22.521	107.3	16.285	99.8	57.795	78.91	1.287	13:02:43.947
17 -	19.157	22.429	107.7	16.075	100.4	57.661	79.10	1.153	13:03:41.608
18 -	18.933	23.119	107.3	16.163	101.5	58.215	78.34	1.707	13:04:39.823
19 -	18.874	22.346	107.3	16.046	100.4	57.266	79.64	0.758	13:05:37.089
20 -	18.843	22.263	107.5	15.987	99.2	57.093 (3)	79.88	0.585	13:06:34.182
21 -	18.941	22.387	106.0	15.871	100.6	57.199	79.74	0.691	13:07:31.381
22 -	18.961	22.184	106.6	16.108	99.4	57.253	79.66	0.745	13:08:28.634
23 -	18.763	22.015	106.8	15.817	100.7	56.595 (2)	80.59	0.087	13:09:25.229
24 -	18.621	21.859	107.2	16.028	100.4	56.508 (1)	80.71		13:10:21.737
25 -	20.057	25.369	95.4	18.355	96.0	1:03.781	71.51	7.273	13:11:25.518

P14 33		JJ CUNNINGHAM				Honda - Thorneycroft56 / JCRsupersport			
IDEAL LAP TIME : 56.508		BEST LAP TIME : 56.508		DIFFERENCE : 0.000					
LAP	SECTOR 1	SECTOR 2	SECTOR 3	LAP TIME	MPH	DIFF	TIME OF DAY		
1 -	OUTLAP	28.402	85.0	18.097	95.3				12:41:23.425
2 -	20.175	24.754	104.2	17.349	95.7	1:02.278	73.23	5.770	12:42:25.703
3 -	19.476	23.185	106.0	17.106	98.3	59.767	76.31	3.259	12:43:25.470
4 -	19.401	23.485	105.1	17.711	96.6	1:00.597	75.26	4.089	12:44:26.067
5 -	19.489	23.398	104.6	16.760	95.7	59.647	76.46	3.139	12:45:25.714
6 -	OUTLAP	23.872	100.6	16.767	96.4	7:03.187	10.77	6:06.679	12:52:28.901
7 -	19.006	22.671	104.5	16.124	97.3	57.801	78.91	1.293	12:53:26.702
8 -	19.912	23.954	104.0	16.535	97.2	1:00.401	75.51	3.893	12:54:27.103
9 -	19.088	22.924	104.5	16.278	96.8	58.290	78.24	1.782	12:55:25.393
10 -	19.359	22.588	104.6	16.155	96.4	58.102	78.50	1.594	12:56:23.495
11 -	19.299	22.691	106.8	16.293	98.1	58.283	78.25	1.775	12:57:21.778
12 -	19.254	22.783	105.3	16.268	98.1	58.305	78.22	1.797	12:58:20.083
13 -	19.000	22.185	106.0	16.068	97.9	57.253	79.66	0.745	12:59:17.336
14 -	18.956	22.555	103.5	16.146	97.3	57.657	79.10	1.149	13:00:14.993
15 -	18.920	22.331	105.8	16.392	98.6	57.643	79.12	1.135	13:01:12.636
16 -	20.942	23.782	103.8	16.190	97.5	1:00.914	74.87	4.406	13:02:13.550
17 -	19.095	22.358	105.3	15.981	97.9	57.434	79.41	0.926	13:03:10.984
18 -	18.798	22.099	105.5	15.855	98.5	56.752 (2)	80.36	0.244	13:04:07.736
19 -	19.220	23.685	101.6	16.383	97.6	59.288	76.93	2.780	13:05:07.024
20 -	19.213	23.207	104.6	16.049	97.6	58.469	78.00	1.961	13:06:05.493
21 -	18.824	22.424	104.8	16.129	97.9	57.377	79.49	0.869	13:07:02.870
22 -	18.769	22.146	105.8	15.944	98.5	56.859 (3)	80.21	0.351	13:07:59.729
23 -	18.674	22.083	104.0	15.751	97.8	56.508 (1)	80.71		13:08:56.237
24 -	18.961	23.310	93.0	21.753	27.3	1:04.024	71.24	7.516	13:10:00.261

Weather / Track : Cloudy / Dry

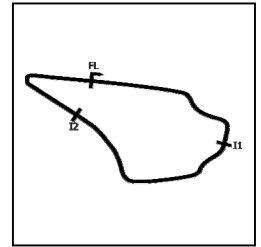
Knockhill
Circuit Length = 1.2669 miles
Start: 12:40 Flag 13:11 End: 13:13

MCRCB BULLETIN TK040

2021 Bennetts British Superbike Championship - Round 2

2021 Honda British Talent Cup

FREE PRACTICE 1 - SECTOR ANALYSIS



SECTOR 1 = FL to I1, SECTOR 2 = I1 to I2, SECTOR 3 = I2 to FL, DIFF = Difference To Personal Best Lap, P = Crossed Finish Line in Pit Lane, D = Time Disallowed

P15 4		Sullivan MOUNSEY				Honda - iForce Lloyd & Jones			
IDEAL LAP TIME : 58.369		BEST LAP TIME : 56.577		DIFFERENCE : -1.792					
LAP	SECTOR 1	SECTOR 2		SECTOR 3		LAP TIME	MPH	DIFF	TIME OF DAY
1 -	OUTLAP	25.670	105.5	17.012	100.3				12:41:34.765
2 -	20.750	24.037	107.2	16.631	98.6	1:01.418	74.26	4.841	12:42:36.183
3 -	19.954	23.761	106.6	16.088	100.7	59.803	76.26	3.226	12:43:35.986
4 -	19.489	23.966	106.3	15.827	101.2	59.282	76.93	2.705	12:44:35.268
5 -			108.9	15.871	101.3	57.951	78.70	1.374	12:45:33.219
6 -	OUTLAP	24.541	105.6	16.293	100.0	6:33.123	11.60	5:36.546	12:52:06.342
7 -			107.3	16.037	101.0	59.216	77.02	2.639	12:53:05.558
8 -			109.1	15.950	101.8	58.654	77.76	2.077	12:54:04.212
9 -			107.3	16.447	99.1	59.867	76.18	3.290	12:55:04.079
10 -			106.0	16.233	99.7	58.978	77.33	2.401	12:56:03.057
11 -	19.362	23.496	109.1	15.711	100.9	58.569	77.87	1.992	12:57:01.626
12 -			108.5	15.694	102.7	57.494	79.33	0.917	12:57:59.120
13 -			108.5	15.901	102.2	57.420	79.43	0.843	12:58:56.540
14 -			108.9	15.592	101.3	56.868 (3)	80.20	0.291	12:59:53.408
15 -			107.3	15.611	100.7	57.143	79.81	0.566	13:00:50.551
16 -			107.2	15.969	100.7	59.861	76.19	3.284	13:01:50.412
17 -			108.0	15.848	101.0	58.935	77.39	2.358	13:02:49.347
18 -			108.2	15.663	101.9	57.338	79.54	0.761	13:03:46.685
19 -			108.2	15.687	101.9	56.979	80.04	0.402	13:04:43.664
20 -			105.5	15.911	100.9	57.495	79.33	0.918	13:05:41.159
21 -			107.8	15.511	101.2	56.845 (2)	80.23	0.268	13:06:38.004
22 -			108.4	15.640	100.7	57.139	79.82	0.562	13:07:35.143
23 -			108.7	15.713	101.3	56.964	80.07	0.387	13:08:32.107
24 -			107.8	15.517	101.5	56.577 (1)	80.61		13:09:28.684
25 -			108.5	17.641	98.2	58.594	77.84	2.017	13:10:27.278
26 -			107.5	15.798	101.0	57.311	79.58	0.734	13:11:24.589

P16 57		Johnny GARNESS				Honda - City Lifting by RS Racing			
IDEAL LAP TIME : 56.536		BEST LAP TIME : 56.698		DIFFERENCE : 0.162					
LAP	SECTOR 1	SECTOR 2		SECTOR 3		LAP TIME	MPH	DIFF	TIME OF DAY
1 -	OUTLAP	26.165	105.3	17.316	105.1				12:41:28.857
2 -	20.005	24.370	104.0	17.668	101.0	1:02.043	73.51	5.345	12:42:30.900
3 -	19.496	23.579	110.9	17.207	104.8	1:00.282	75.66	3.584	12:43:31.182
4 -	19.694	23.726	110.3	17.218	97.2	1:00.638	75.21	3.940	12:44:31.820
5 -	20.054	23.519	110.1	16.743	102.2	1:00.316	75.62	3.618	12:45:32.136
6 -	OUTLAP	23.850	110.5	16.362	104.2	8:25.584	9.02	7:28.886	12:53:57.720
7 -	18.906	23.198	111.4	16.347	103.8	58.451	78.03	1.753	12:54:56.171
8 -	19.094	23.185	110.9	16.545	103.0	58.824	77.53	2.126	12:55:54.995
9 -	19.384	23.791	111.2	16.458	105.1	59.633	76.48	2.935	12:56:54.628
10 -	19.254	22.861	112.0	16.121	103.2	58.236	78.32	1.538	12:57:52.864
11 -	18.738	22.506	112.4	15.828	105.1	57.072 (3)	79.91	0.374	12:58:49.936
12 -	18.854	22.604	111.1	15.870	104.6	57.328	79.56	0.630	12:59:47.264
13 -	18.690	22.738	110.1	15.780	105.8	57.208	79.72	0.510	13:00:44.472
14 -	20.579	23.277	110.5	16.095	104.5	59.951	76.08	3.253	13:01:44.423
15 -	19.426	22.293	113.3	15.709	106.5	57.428	79.42	0.730	13:02:41.851
16 -	18.679	22.477	109.1	16.221	103.2	57.377	79.49	0.679	13:03:39.228
17 -	19.070	22.368	112.2	15.855	104.6	57.293	79.61	0.595	13:04:36.521
18 -	18.813	22.644	112.5	15.985	105.0	57.442	79.40	0.744	13:05:33.963
19 -	18.852	22.187	112.0	16.077	104.3	57.116	79.85	0.418	13:06:31.079
20 -	19.080	22.266	112.0	16.175	101.9	57.521	79.29	0.823	13:07:28.600
21 -	18.841	22.309	111.2	15.681	105.1	56.831 (2)	80.25	0.133	13:08:25.431
22 -	18.723	22.415	109.8	15.981	97.1	57.119	79.85	0.421	13:09:22.550
23 -	18.780	22.176	112.4	15.742	103.4	56.698 (1)	80.44		13:10:19.248
24 -	19.194	22.854	110.0	15.923	104.2	57.971	78.67	1.273	13:11:17.219

Weather / Track : Cloudy / Dry

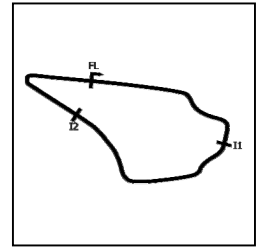
Knockhill
Circuit Length = 1.2669 miles
Start: 12:40 Flag 13:11 End: 13:13

MCRCB BULLETIN TK040

2021 Bennetts British Superbike Championship - Round 2

2021 Honda British Talent Cup

FREE PRACTICE 1 - SECTOR ANALYSIS



SECTOR 1 = FL to I1, SECTOR 2 = I1 to I2, SECTOR 3 = I2 to FL, DIFF = Difference To Personal Best Lap, P = Crossed Finish Line in Pit Lane, D = Time Disallowed

P17 53		Kiyano VEIJER				Honda - Microlise Cresswell Racing		
IDEAL LAP TIME : 56.516		BEST LAP TIME : 56.932		DIFFERENCE : 0.416				
LAP	SECTOR 1	SECTOR 2	SECTOR 3	LAP TIME	MPH	DIFF	TIME OF DAY	
1 -	OUTLAP	27.558	104.8	17.802	99.7		12:41:52.847	
2 -	21.984	25.347	106.0	17.392	99.2	1:04.723	12:42:57.570	
3 -	20.988	24.543	100.3	17.196	99.4	1:02.727	12:44:00.297	
4 -	20.683	23.856	106.6	16.694	100.4	1:01.233	12:45:01.530	
5 -	20.196	25.719	99.2	16.594	100.3	1:02.509	12:46:04.039	
6 -	OUTLAP	24.584	107.0	16.578	100.3	6:36.004	12:52:40.043	
7 -	20.015	24.381	108.2	16.045	101.5	1:00.441	12:53:40.484	
8 -	19.476	23.118	108.2	16.169	100.9	58.763	12:54:39.247	
9 -	19.692	23.271	108.2	16.579	98.8	59.542	12:55:38.789	
10 -	19.507	23.253	108.0	17.803	98.2	1:00.563	12:56:39.352	
11 -	19.532	22.931	108.2	16.186	100.7	58.649	12:57:38.001	
12 -	19.254	22.530	107.8	16.048	100.7	57.832	12:58:35.833	
13 -	19.194	22.153	107.7	15.875	101.8	57.222 (3)	12:59:33.055	
14 -	19.048	22.510	108.5	16.855	100.1	58.413	13:00:31.468	
15 -	22.437	26.264	104.8	16.355	100.1	1:05.056	13:01:36.524	
16 -	19.623	22.695	107.7	16.187	100.7	58.505	13:02:35.029	
17 -	19.088	22.317	108.0	16.025	101.0	57.430	13:03:32.459	
18 -	19.203	22.405	107.8	15.903	101.8	57.511	13:04:29.970	
19 -	19.032	22.205	108.2	15.733	100.7	56.970 (2)	13:05:26.940	
20 -	19.265	22.549	107.0	20.160	28.7	1:01.974	13:06:28.914	
21 -	OUTLAP	22.492	108.4	15.699	101.9	1:57.870	13:08:26.784	
22 -	18.900	22.309	107.7	16.509	100.7	57.718	13:09:24.502	
23 -	18.883	21.934	108.7	16.115	99.4	56.932 (1)	13:10:21.434	
24 -	18.923	22.653	106.8	15.941	101.2	57.517	13:11:18.951	

P18 99		Peter WILLIS				Honda - WM Racing		
IDEAL LAP TIME : 56.852		BEST LAP TIME : 57.053		DIFFERENCE : 0.201				
LAP	SECTOR 1	SECTOR 2	SECTOR 3	LAP TIME	MPH	DIFF	TIME OF DAY	
1 -	OUTLAP	27.523	99.2	20.008	95.7		12:41:15.203	
2 -	20.990	25.424	104.2	18.132	96.1	1:04.546	12:42:19.749	
3 -	20.100	24.779	106.0	17.633	100.1	1:02.512	12:43:22.261	
4 -	20.173	24.104	107.5	17.202	96.9	1:01.479	12:44:23.740	
5 -	20.062	23.982	107.0	16.525	98.8	1:00.569	12:45:24.309	
6 -	OUTLAP	24.188	105.1	17.866	95.7	7:55.875	12:53:20.184	
7 -	20.147	23.418	106.0	17.297	95.0	1:00.862	12:54:21.046	
8 -	19.783	23.612	107.0	17.096	97.1	1:00.491	12:55:21.537	
9 -	19.394	23.417	106.3	17.170	96.4	59.981	12:56:21.518	
10 -	20.016	23.152	106.5	16.507	99.7	59.675	12:57:21.193	
11 -	19.493	23.563	98.5	16.604	100.3	59.660	12:58:20.853	
12 -	19.215	22.781	107.3	16.773	98.1	58.769	12:59:19.622	
13 -	19.262	22.903	107.3	16.261	99.4	58.426	13:00:18.048	
14 -	19.108	22.859	107.0	16.491	100.1	58.458	13:01:16.506	
15 -	19.727	22.856	108.5	16.997	100.9	59.580	13:02:16.086	
16 -	19.921	22.379	108.0	16.434	98.9	58.734	13:03:14.820	
17 -	19.010	22.566	107.2	16.569	98.5	58.145	13:04:12.965	
18 -	19.042	22.670	107.2	15.855	100.6	57.567 (3)	13:05:10.532	
19 -	19.074	22.799	103.7	16.692	99.1	58.565	13:06:09.097	
20 -	18.885	22.514	108.0	15.972	100.6	57.371 (2)	13:07:06.468	
21 -	18.630	22.367	108.4	16.056	100.7	57.053 (1)	13:08:03.521	
22 -	19.048	22.784	107.0	16.591	97.5	58.423	13:09:01.944	
23 -	18.896	24.190	100.6	22.032	28.2	1:05.118	13:10:07.062	

Weather / Track : Cloudy / Dry

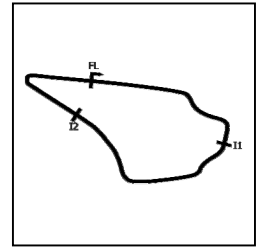
Knockhill
Circuit Length = 1.2669 miles
Start: 12:40 Flag 13:11 End: 13:13

MCRCB BULLETIN TK040

2021 Bennetts British Superbike Championship - Round 2

2021 Honda British Talent Cup

FREE PRACTICE 1 - SECTOR ANALYSIS



SECTOR 1 = FL to I1, SECTOR 2 = I1 to I2, SECTOR 3 = I2 to FL, DIFF = Difference To Personal Best Lap, P = Crossed Finish Line in Pit Lane, D = Time Disallowed

P19 41		Luca HOPKINS				Honda - Wilson Racing			
IDEAL LAP TIME : 56.767		BEST LAP TIME : 57.055		DIFFERENCE : 0.288					
LAP	SECTOR 1	SECTOR 2		SECTOR 3		LAP TIME	MPH	DIFF	TIME OF DAY
1 -	OUTLAP	26.809	103.7	17.564	98.1				12:41:15.817
2 -	20.982	25.091	106.3	16.886	98.1	1:02.959	72.44	5.904	12:42:18.776
3 -	20.224	24.111	106.1	16.855	101.0	1:01.190	74.54	4.135	12:43:19.966
4 -	19.774	24.071	105.8	17.162	98.6	1:01.007	74.76	3.952	12:44:20.973
5 -	19.957	24.145	107.5	16.423	100.7	1:00.525	75.35	3.470	12:45:21.498
6 -	OUTLAP	25.233	104.5	16.946	99.5	8:20.458	9.11	7:23.403	12:53:41.956
7 -	19.931	23.550	106.6	16.338	99.8	59.819	76.24	2.764	12:54:41.775
8 -	19.406	23.238	107.3	15.921	101.0	58.565	77.88	1.510	12:55:40.340
9 -	18.899	23.322	107.2	17.066	99.1	59.287	76.93	2.232	12:56:39.627
10 -	19.586	23.258	107.3	16.182	98.9	59.026	77.27	1.971	12:57:38.653
11 -	19.565	22.809	108.0	16.107	101.0	58.481	77.99	1.426	12:58:37.134
12 -	19.300	22.758	108.2	16.198	101.3	58.256	78.29	1.201	12:59:35.390
13 -	18.914	23.258	106.8	16.034	100.6	58.206	78.36	1.151	13:00:33.596
14 -	20.991	26.159	105.5	16.255	100.1	1:03.405	71.93	6.350	13:01:37.001
15 -	19.469	22.782	108.0	16.090	100.0	58.341	78.18	1.286	13:02:35.342
16 -	19.019	22.925	106.0	15.743	101.2	57.687	79.06	0.632	13:03:33.029
17 -	19.016	22.656	107.5	15.632	101.5	57.304 (2)	79.59	0.249	13:04:30.333
18 -	19.015	22.555	107.8	15.838	100.7	57.408	79.45	0.353	13:05:27.741
19 -	18.716	22.640	108.2	15.967	100.1	57.323 (3)	79.56	0.268	13:06:25.064
20 -	18.619	22.544	107.0	15.892	100.0	57.055 (1)	79.94		13:07:22.119
21 -	18.947	23.251	106.1	16.190	98.1	58.388	78.11	1.333	13:08:20.507
22 -	18.591	22.629	108.4	16.108	98.2	57.328	79.56	0.273	13:09:17.835
23 -	18.793	22.714	107.0	15.884	100.1	57.391	79.47	0.336	13:10:15.226
24 -	18.808	22.960	106.6	15.811	99.2	57.579	79.21	0.524	13:11:12.805

P20 79		Harley McCABE				Honda - MLav VisionTrack Academy			
IDEAL LAP TIME : 57.007		BEST LAP TIME : 57.144		DIFFERENCE : 0.137					
LAP	SECTOR 1	SECTOR 2		SECTOR 3		LAP TIME	MPH	DIFF	TIME OF DAY
1 -	OUTLAP	25.753	98.9	19.319	91.3				12:41:18.636
2 -	20.683	24.981	103.8	19.067	92.4	1:04.731	70.46	7.587	12:42:23.367
3 -	20.029	23.979	105.5	17.702	96.9	1:01.710	73.91	4.566	12:43:25.077
4 -	19.395	23.467	107.0	18.218	95.3	1:01.080	74.67	3.936	12:44:26.157
5 -	19.287	23.265	106.6	16.923	97.3	59.475	76.68	2.331	12:45:25.632
6 -	OUTLAP	23.450	106.1	16.996	96.2	7:11.549	10.56	6:14.405	12:52:37.181
7 -	19.370	23.098	104.6	16.946	96.4	59.414	76.76	2.270	12:53:36.595
8 -	18.884	22.927	106.3	16.694	97.1	58.505	77.96	1.361	12:54:35.100
9 -	19.234	22.720	105.5	16.567	97.3	58.521	77.93	1.377	12:55:33.621
10 -	18.719	22.997	107.8	17.063	97.6	58.779	77.59	1.635	12:56:32.400
11 -	19.272	22.962	106.8	16.621	96.5	58.855	77.49	1.711	12:57:31.255
12 -	18.650	22.420	107.3	16.380	97.5	57.450 (3)	79.39	0.306	12:58:28.705
13 -	18.642	22.543	106.5	16.221	97.9	57.406 (2)	79.45	0.262	12:59:26.111
14 -	18.517	22.269	106.5	16.358	96.8	57.144 (1)	79.81		13:00:23.255

Weather / Track : Cloudy / Dry

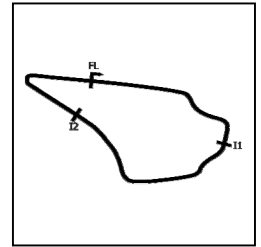
Knockhill
Circuit Length = 1.2669 miles
Start: 12:40 Flag 13:11 End: 13:13

MCRCB BULLETIN TK040

2021 Bennetts British Superbike Championship - Round 2

2021 Honda British Talent Cup

FREE PRACTICE 1 - SECTOR ANALYSIS



SECTOR 1 = FL to I1, SECTOR 2 = I1 to I2, SECTOR 3 = I2 to FL, DIFF = Difference To Personal Best Lap, P = Crossed Finish Line in Pit Lane, D = Time Disallowed

P21 44 Lucas HILL		Honda - Ashcourt Racing					
IDEAL LAP TIME : 57.277		BEST LAP TIME : 57.526		DIFFERENCE : 0.249			
LAP	SECTOR 1	SECTOR 2	SECTOR 3	LAP TIME	MPH	DIFF	TIME OF DAY
1 -	OUTLAP	27.156	101.6	17.856	93.8		12:41:16.848
2 -	21.585	26.166	94.7	21.495	87.3	1:09.246	12:42:26.094
3 -	20.775	24.453	99.1	18.051	95.7	1:03.279	12:43:29.373
4 -	19.834	23.573	103.5	17.837	94.2	1:01.244	12:44:30.617
5 -	20.970	25.142	102.1	24.978	27.7	1:11.090	12:45:41.707
6 -	OUTLAP	24.696	103.0	16.865	97.5	7:51.725	12:53:33.432
7 -	19.532	23.468	103.0	16.554	96.8	59.554	12:54:32.986
8 -	19.399	23.534	102.9	16.514	96.6	59.447	12:55:32.433
9 -	19.390	23.313	104.2	16.657	97.2	59.360	12:56:31.793
10 -	19.327	23.494	104.6	16.559	96.8	59.380	12:57:31.173
11 -	19.776	23.687	103.5	16.609	96.9	1:00.072	12:58:31.245
12 -	19.518	24.061	104.2	16.528	97.6	1:00.107	12:59:31.352
13 -	19.182	23.543	102.1	16.832	96.6	59.557	13:00:30.909
14 -	22.888	27.357	103.2	16.332	98.5	1:06.577	13:01:37.486
15 -	19.656	23.163	103.5	16.699	95.5	59.518	13:02:37.004
16 -	19.815	24.359	101.6	22.105	96.5	1:06.279	13:03:43.283
17 -	19.655	23.654	103.4	16.649	97.1	59.958	13:04:43.241
18 -	19.090	22.872	103.7	16.246	98.6	58.208	13:05:41.449
19 -	18.827	23.121	102.7	16.433	97.2	58.381	13:06:39.830
20 -	18.949	22.537	105.1	16.040	97.9	57.526 (1)	13:07:37.356
21 -	18.941	22.672	103.8	16.413	97.6	58.026	13:08:35.382
22 -	18.930	22.567	103.8	16.435	97.3	57.932 (3)	13:09:33.314
23 -	19.013	22.410	104.8	16.331	97.5	57.754 (2)	13:10:31.068
24 -	19.113	22.556	104.3	16.325	98.8	57.994	13:11:29.062

P22 2 Rhys COATES		Honda - Ernie Coates Race Support / SP125 Racing					
IDEAL LAP TIME : 57.809		BEST LAP TIME : 57.809		DIFFERENCE : 0.000			
LAP	SECTOR 1	SECTOR 2	SECTOR 3	LAP TIME	MPH	DIFF	TIME OF DAY
1 -	OUTLAP	26.945	103.4	18.446	98.6		12:41:13.817
2 -	21.124	24.778	105.3	17.193	99.5	1:03.095	12:42:16.912
3 -	20.242	24.282	105.3	17.282	98.3	1:01.806	12:43:18.718
4 -	19.957	24.118	104.3	17.421	97.5	1:01.496	12:44:20.214
5 -	19.984	24.074	105.1	16.994	97.1	1:01.052	12:45:21.266
6 -	OUTLAP	24.418	103.8	17.126	97.9	7:09.636	12:52:30.902
7 -	21.267	24.481	104.0	17.218	98.9	1:02.966	12:53:33.868
8 -	19.988	23.808	104.8	16.886	97.9	1:00.682	12:54:34.550
9 -	20.075	23.233	105.6	16.488	99.1	59.796	12:55:34.346
10 -	19.223	23.066	106.6	16.741	97.9	59.030 (3)	12:56:33.376
11 -	19.505	23.557	106.1	16.612	97.9	59.674	12:57:33.050
12 -	19.304	23.128	106.3	16.506	99.1	58.938 (2)	12:58:31.988
13 -	19.223	23.682	102.9	16.998	98.5	59.903	12:59:31.891
14 -	19.316	22.956	105.3	17.224	98.1	59.496	13:00:31.387
15 -	22.940	29.370	97.6	17.650	97.6	1:09.960	13:01:41.347
16 -	19.984	23.774	106.6	16.423	99.2	1:00.181	13:02:41.528
17 -	19.471	22.946	106.5	16.673	98.5	59.090	13:03:40.618
18 -	19.543	23.402	107.0	19.983	33.9	1:02.928	13:04:43.546
19 -	OUTLAP	23.174	105.6	17.355	95.5	2:11.568	13:06:55.114
20 -	19.575	23.345	105.5	16.724	97.5	59.644	13:07:54.758
21 -	19.345	23.256	104.3	16.614	97.6	59.215	13:08:53.973
22 -	19.414	23.083	104.6	16.842	97.2	59.339	13:09:53.312
23 -	19.422	23.019	105.1	17.075	97.5	59.516	13:10:52.828
24 -	19.002	22.470	106.5	16.337	98.2	57.809 (1)	13:11:50.637

Weather / Track : Cloudy / Dry

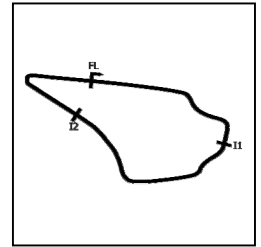
Knockhill
Circuit Length = 1.2669 miles
Start: 12:40 Flag 13:11 End: 13:13

MCRCB BULLETIN TK040

2021 Bennetts British Superbike Championship - Round 2

2021 Honda British Talent Cup

FREE PRACTICE 1 - SECTOR ANALYSIS



SECTOR 1 = FL to I1, SECTOR 2 = I1 to I2, SECTOR 3 = I2 to FL, DIFF = Difference To Personal Best Lap, P = Crossed Finish Line in Pit Lane, D = Time Disallowed

P23 15		Harrison CROSBY				Honda - Banks Racing			
IDEAL LAP TIME : 57.334		BEST LAP TIME : 57.829		DIFFERENCE : 0.495					
LAP	SECTOR 1	SECTOR 2		SECTOR 3		LAP TIME	MPH	DIFF	TIME OF DAY
1 -	OUTLAP	23.752	101.9	17.106	95.0				12:41:05.749
2 -	19.370	22.497	103.0	16.337	95.5	58.204 (2)	78.36	0.375	12:42:03.953
3 -	18.859	22.592	103.2	16.378	96.2	57.829 (1)	78.87		12:43:01.782

P24 61		Harrison MACKAY				Honda - True Heros Racing / Super Soco			
IDEAL LAP TIME : 57.671		BEST LAP TIME : 57.937		DIFFERENCE : 0.266					
LAP	SECTOR 1	SECTOR 2		SECTOR 3		LAP TIME	MPH	DIFF	TIME OF DAY
1 -	OUTLAP	27.144	102.7	18.292	100.0				12:41:15.061
2 -	20.315	24.689	106.8	17.576	98.6	1:02.580	72.88	4.643	12:42:17.641
3 -	19.772	24.356	106.6	17.154	100.9	1:01.282	74.42	3.345	12:43:18.923
4 -	19.856	24.550	106.5	17.460	98.3	1:01.866	73.72	3.929	12:44:20.789
5 -	19.654	24.352	107.2	21.436	32.2	1:05.442	69.69	7.505	12:45:26.231
6 -	OUTLAP	23.981	106.1	17.194	97.9	7:13.282	10.52	6:15.345	12:52:39.513
7 -	20.410	23.572	106.8	16.420	99.2	1:00.402	75.51	2.465	12:53:39.915
8 -	19.225	23.008	105.8	17.064	98.2	59.297	76.91	1.360	12:54:39.212
9 -	19.517	23.397	106.0	16.582	99.1	59.496	76.66	1.559	12:55:38.708
10 -	19.370	23.225	106.6	17.628	97.6	1:00.223	75.73	2.286	12:56:38.931
11 -	19.626	22.976	107.2	16.569	98.1	59.171	77.08	1.234	12:57:38.102
12 -	19.765	22.660	107.0	16.479	99.7	58.904	77.43	0.967	12:58:37.006
13 -	19.123	22.557	106.8	16.548	99.1	58.228	78.33	0.291	12:59:35.234
14 -	19.781	26.134	95.0	21.808	34.7	1:07.723	67.34	9.786	13:00:42.957
15 -	OUTLAP	23.381	105.1	16.214	100.7	2:06.742	35.98	1:08.805	13:02:49.699
16 -	20.174	22.807	106.8	16.382	99.8	59.363	76.83	1.426	13:03:49.062
17 -	19.167	22.569	106.8	16.201	99.8	57.937 (1)	78.72		13:04:46.999
18 -	19.069	22.474	106.5	16.512	99.2	58.055 (3)	78.56	0.118	13:05:45.054
19 -	19.345	22.696	107.2	16.335	99.4	58.376	78.13	0.439	13:06:43.430
20 -	19.230	22.508	107.0	16.887	99.8	58.625	77.80	0.688	13:07:42.055
21 -	19.686	22.630	106.8	16.420	100.6	58.736	77.65	0.799	13:08:40.791
22 -	19.118	22.401	107.0	16.450	99.4	57.969 (2)	78.68	0.032	13:09:38.760
23 -	19.226	22.431	107.5	16.404	99.5	58.061	78.55	0.124	13:10:36.821
24 -	19.279	22.635	107.2	16.511	99.4	58.425	78.06	0.488	13:11:35.246

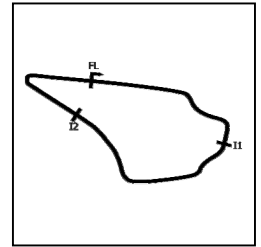
P25 67		Casey O'GORMAN				Honda - Microlise Cresswell Racing			
IDEAL LAP TIME : 57.755		BEST LAP TIME : 58.102		DIFFERENCE : 0.347					
LAP	SECTOR 1	SECTOR 2		SECTOR 3		LAP TIME	MPH	DIFF	TIME OF DAY
1 -	OUTLAP	24.639	106.0	16.907	100.7				12:41:25.429
2 -	19.608	23.775	107.8	16.724	99.7	1:00.107	75.88	2.005	12:42:25.536
3 -	19.216	22.611	108.9	16.275	101.9	58.102 (1)	78.50		12:43:23.638
4 -	19.087	22.849	107.7	16.309	99.8	58.245 (2)	78.30	0.143	12:44:21.883
5 -	19.161	23.865	108.9	16.228	98.9	59.254 (3)	76.97	1.152	12:45:21.137

MCRCB BULLETIN TK040

2021 Bennetts British Superbike Championship - Round 2

2021 Honda British Talent Cup

FREE PRACTICE 1 - SECTOR ANALYSIS



SECTOR 1 = FL to I1, SECTOR 2 = I1 to I2, SECTOR 3 = I2 to FL, DIFF = Difference To Personal Best Lap, P = Crossed Finish Line in Pit Lane, D = Time Disallowed

P26 51		Holly HARRIS				Honda - MJL Racing			
IDEAL LAP TIME : 57.990		BEST LAP TIME : 58.177		DIFFERENCE : 0.187					
LAP	SECTOR 1	SECTOR 2		SECTOR 3		LAP TIME	MPH	DIFF	TIME OF DAY
1 -	OUTLAP	26.636	99.4	19.148	93.2				12:42:37.899
2 -	21.772	25.530	101.3	17.660	99.4	1:04.962	70.21	6.785	12:43:42.861
3 -	21.192	24.947	105.5	17.130	98.5	1:03.269	72.09	5.092	12:44:46.130
4 -	20.767	24.583	104.8	16.772	99.2	1:02.122	73.42	3.945	12:45:48.252
5 -	OUTLAP	25.105	103.8	16.843	100.3	8:14.746	9.21	7:16.569	12:54:02.998
6 -	20.619	25.058	103.2	16.502	100.7	1:02.179	73.35	4.002	12:55:05.177
7 -	20.031	24.063	106.1	16.181	100.3	1:00.275	75.67	2.098	12:56:05.452
8 -	19.829	23.938	107.0	17.159	99.2	1:00.926	74.86	2.749	12:57:06.378
9 -	19.992	23.688	106.1	16.283	100.9	59.963	76.06	1.786	12:58:06.341
10 -	19.934	24.281	105.6	17.083	99.8	1:01.298	74.40	3.121	12:59:07.639
11 -	20.655	24.603	105.3	16.447	100.3	1:01.705	73.91	3.528	13:00:09.344
12 -	19.591	23.338	103.5	16.175	100.9	59.104	77.17	0.927	13:01:08.448
13 -	19.900	23.318	105.8	16.175	100.7	59.393	76.79	1.216	13:02:07.841
14 -	19.987	23.592	107.5	16.167	101.2	59.746	76.34	1.569	13:03:07.587
15 -	19.765	23.297	106.3	16.031	100.9	59.093	77.18	0.916	13:04:06.680
16 -	19.674	23.252	106.6	16.450	100.4	59.376	76.81	1.199	13:05:06.056
17 -	19.892	23.761	106.5	16.007	100.7	59.660	76.45	1.483	13:06:05.716
18 -	19.640	22.938	106.0	16.192	100.6	58.770	77.60	0.593	13:07:04.486
19 -	19.438	22.899	107.8	16.042	100.9	58.379 (3)	78.12	0.202	13:08:02.865
20 -	19.300	22.910	106.3	15.967	100.3	58.177 (1)	78.40		13:09:01.042
21 -	19.236	22.959	107.0	16.013	100.4	58.208 (2)	78.35	0.031	13:09:59.250
22 -	19.429	22.948	106.8	16.436	99.1	58.813	77.55	0.636	13:10:58.063
23 -	19.324	23.233	106.3	15.855	100.1	58.412	78.08	0.235	13:11:56.475

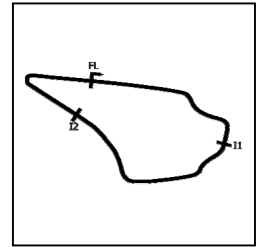
P27 5		Mason JOHNSON				Honda - Johnson Racing			
IDEAL LAP TIME : 57.736		BEST LAP TIME : 58.391		DIFFERENCE : 0.655					
LAP	SECTOR 1	SECTOR 2		SECTOR 3		LAP TIME	MPH	DIFF	TIME OF DAY
1 -	OUTLAP	26.449	98.3	18.294	92.0				12:41:50.155
2 -	19.939	26.318	98.8	17.834	90.9	1:04.091	71.16	5.700	12:42:54.246
3 -	19.772	24.207	100.0	17.435	92.8	1:01.414	74.26	3.023	12:43:55.660
4 -	19.817	23.430	102.2	16.764	94.7	1:00.011	76.00	1.620	12:44:55.671
5 -	19.241	23.367	102.4	16.932	92.9	59.540	76.60	1.149	12:45:55.211
6 -	OUTLAP	24.089	101.9	17.018	93.9	6:28.345	11.74	5:29.954	12:52:23.556
7 -	19.388	23.316	103.2	16.435	95.1	59.139 (3)	77.12	0.748	12:53:22.695
8 -	19.024	23.176	103.0	16.191	96.4	58.391 (1)	78.11		12:54:21.086
9 -	19.508	23.011	102.7	16.083	95.4	58.602 (2)	77.83	0.211	12:55:19.688

MCRCB BULLETIN TK040

2021 Bennetts British Superbike Championship - Round 2

2021 Honda British Talent Cup

FREE PRACTICE 1 - SECTOR ANALYSIS



SECTOR 1 = FL to I1, SECTOR 2 = I1 to I2, SECTOR 3 = I2 to FL, DIFF = Difference To Personal Best Lap, P = Crossed Finish Line in Pit Lane, D = Time Disallowed

P28 22		Anthony EAGLE		Honda - Microlise Cresswell Racing			
IDEAL LAP TIME : 59.159		BEST LAP TIME : 59.537		DIFFERENCE : 0.378			
LAP	SECTOR 1	SECTOR 2	SECTOR 3	LAP TIME	MPH	DIFF	TIME OF DAY
1 -	OUTLAP	26.847	101.3	18.571	92.5		12:41:58.853
2 -	21.816	24.999	101.6	18.521	95.5	1:05.336	12:43:04.189
3 -	21.442	25.102	101.9	18.078	95.4	1:04.622	12:44:08.811
4 -	20.374	24.441	102.6	17.683	96.4	1:02.498	12:45:11.309
5 -	OUTLAP	24.371	103.0	17.431	94.7	7:51.380	12:53:02.689
6 -	21.016	24.399	102.9	17.338	97.6	1:02.753	12:54:05.442
7 -	20.203	23.918	104.2	17.532	96.2	1:01.653	12:55:07.095
8 -	20.300	23.857	104.5	17.502	96.6	1:01.659	12:56:08.754
9 -	20.080	23.804	103.5	17.852	94.2	1:01.736	12:57:10.490
10 -	20.058	23.903	103.5	17.227	96.0	1:01.188	12:58:11.678
11 -	20.177	23.279	103.5	16.769	96.9	1:00.225	12:59:11.903
12 -	19.664	23.333	102.7	16.772	96.5	59.769	13:00:11.672
13 -	19.927	23.659	104.2	17.278	96.9	1:00.864	13:01:12.536
14 -	21.277	24.484	101.9	17.895	95.3	1:03.656	13:02:16.192
15 -	20.465	24.047	102.7	17.179	97.3	1:01.691	13:03:17.883
16 -	20.838	23.623	102.9	17.120	95.3	1:01.581	13:04:19.464
17 -	19.880	23.175	102.4	16.848	93.4	59.903	13:05:19.367
18 -	19.796	23.284	102.6	16.717	93.8	59.797	13:06:19.164
19 -	19.717	23.288	103.0	16.875	94.6	59.880	13:07:19.044
20 -	19.742	23.233	102.6	16.658	96.1	59.633 (3)	13:08:18.677
21 -	19.416	23.294	102.2	16.898	95.4	59.608 (2)	13:09:18.285
22 -	19.632	23.085	103.0	16.820	94.7	59.537 (1)	13:10:17.822
23 -	20.393	25.399	95.5	17.730	93.8	1:03.522	13:11:21.344

P29 65		Alexander ROWAN		Honda - Victoria House Mortimer Racing			
IDEAL LAP TIME : 1:01.410		BEST LAP TIME : 1:01.883		DIFFERENCE : 0.473			
LAP	SECTOR 1	SECTOR 2	SECTOR 3	LAP TIME	MPH	DIFF	TIME OF DAY
1 -	OUTLAP	27.377	97.9	19.489	95.5		12:41:51.916
2 -	23.210	25.849	104.8	18.137	98.9	1:07.196	12:42:59.112
3 -	21.995	25.288	104.8	17.747	99.2	1:05.030	12:44:04.142
4 -	21.237	24.611	106.1	17.828	99.1	1:03.676	12:45:07.818
5 -	OUTLAP	25.429	105.0	17.650	97.9	7:41.215	12:52:49.033
6 -	21.654	24.885	103.7	18.443	95.1	1:04.982	12:53:54.015
7 -	21.148	24.358	104.8	18.000	99.4	1:03.506	12:54:57.521
8 -	21.053	24.032	105.8	17.723	98.5	1:02.808	12:56:00.329
9 -	21.083	24.249	106.3	17.300	100.6	1:02.632	12:57:02.961
10 -	20.791	24.295	106.8	17.408	98.6	1:02.494	12:58:05.455
11 -	20.352	24.279	105.3	17.252	98.5	1:01.883 (1)	12:59:07.338
12 -	20.688	24.632	104.0	17.300	99.7	1:02.620	13:00:09.958
13 -	20.824	24.173	105.5	17.063	98.9	1:02.060 (2)	13:01:12.018
14 -	21.165	24.936	104.0	17.126	98.3	1:03.227	13:02:15.245
15 -	21.027	23.995	105.3	17.396	98.5	1:02.418 (3)	13:03:17.663
16 -	21.569	24.151	106.5	17.389	99.1	1:03.109	13:04:20.772
17 -	21.111	24.661	104.5	20.843	37.4	1:06.615	13:05:27.387

P30 8		Ross MOORE		Honda - B Moore Honda			
IDEAL LAP TIME : 1:04.516		BEST LAP TIME :		DIFFERENCE :			
LAP	SECTOR 1	SECTOR 2	SECTOR 3	LAP TIME	MPH	DIFF	TIME OF DAY
1 -	OUTLAP	26.699	100.1	18.201	97.3		12:41:16.075

Weather / Track : Cloudy / Dry

Knockhill
Circuit Length = 1.2669 miles
Start: 12:40 Flag 13:11 End: 13:13

MCRCB BULLETIN TK041

2021 Bennetts British Superbike Championship - Round 2

2021 Honda British Talent Cup

FREE PRACTICE 1 - BEST SECTORS

SECTOR 1			SECTOR 2			SECTOR 3			IDEAL / BEST COMPARISON						
POS	NO	NAME	TIME	NO	NAME	TIME	NO	NAME	TIME	POS	NO	NAME	IDEAL	BEST	DIFF
													PERFECT LAP	55.179	
1	52	BELFORD	18.138	24	BUCHANAN	21.592	52	BELFORD	15.449	1	52	BELFORD	55.221	55.316	0.095
2	48	WALKER	18.215	48	WALKER	21.623	4	MOUNSEY	15.511	2	24	BUCHANAN	55.412	55.457	0.045
3	24	BUCHANAN	18.221	52	BELFORD	21.634	21	JEFFREY	15.547	3	21	JEFFREY	55.521	55.835	0.314
4	34	COOK	18.291	7	LYONS	21.672	24	BUCHANAN	15.599	4	48	WALKER	55.549	55.823	0.274
5	43	HITCHCOCK	18.293	21	JEFFREY	21.679	41	HOPKINS	15.632	5	34	COOK	55.750	55.929	0.179
6	21	JEFFREY	18.295	34	COOK	21.723	57	GARNESS	15.681	6	7	LYONS	56.060	56.295	0.235
7	9	STUART-CAMPBEL	18.323	96	BANHAM	21.858	23	STEPHENSON	15.696	7	29	BROWN	56.101	56.135	0.034
8	29	BROWN	18.349	66	DOBSON	21.859	53	VEIJER	15.699	8	9	STUART-CAMPBELL	56.104	56.225	0.121
9	74	BROWN	18.372	9	STUART-CAMPBEL	21.922	48	WALKER	15.711	9	43	HITCHCOCK	56.212	56.256	0.044
10	79	McCABE	18.517	23	STEPHENSON	21.933	34	COOK	15.736	10	74	BROWN	56.224	56.424	0.200
11	96	BANHAM	18.534	53	VEIJER	21.934	74	BROWN	15.739	11	96	BANHAM	56.260	56.471	0.211
12	7	LYONS	18.551	29	BROWN	21.945	33	CUNNINGHAM	15.751	12	23	STEPHENSON	56.261	56.445	0.184
13	41	HOPKINS	18.591	43	HITCHCOCK	22.038	29	BROWN	15.807	13	66	DOBSON	56.297	56.508	0.211
14	66	DOBSON	18.621	33	CUNNINGHAM	22.083	66	DOBSON	15.817	14	33	CUNNINGHAM	56.508	56.508	0.000
15	99	WILLIS	18.630	74	BROWN	22.113	7	LYONS	15.837	15	53	VEIJER	56.516	56.932	0.416
16	23	STEPHENSON	18.632	15	CROSBY	22.138	99	WILLIS	15.855	16	57	GARNESS	56.536	56.698	0.162
17	33	CUNNINGHAM	18.674	57	GARNESS	22.176	51	HARRIS	15.855	17	41	HOPKINS	56.767	57.055	0.288
18	57	GARNESS	18.679	79	McCABE	22.269	9	STUART-CAMPBEL	15.859	18	99	WILLIS	56.852	57.053	0.201
19	44	HILL	18.827	99	WILLIS	22.367	96	BANHAM	15.868	19	79	McCABE	57.007	57.144	0.137
20	15	CROSBY	18.859	61	MACKAY	22.401	43	HITCHCOCK	15.881	20	44	HILL	57.277	57.526	0.249
21	53	VEIJER	18.883	44	HILL	22.410	44	HILL	16.040	21	15	CROSBY	57.334	57.829	0.495
22	5	JOHNSON	18.884	2	COATES	22.470	5	JOHNSON	16.083	22	61	MACKAY	57.671	57.937	0.266
23	67	O'GORMAN	18.916	41	HOPKINS	22.544	61	MACKAY	16.201	23	5	JOHNSON	57.736	58.391	0.655
24	2	COATES	19.002	67	O'GORMAN	22.611	79	McCABE	16.221	24	67	O'GORMAN	57.755	58.102	0.347
25	61	MACKAY	19.069	5	JOHNSON	22.769	67	O'GORMAN	16.228	25	2	COATES	57.809	57.809	0.000
26	51	HARRIS	19.236	51	HARRIS	22.899	2	COATES	16.337	26	51	HARRIS	57.990	58.177	0.187
27	4	MOUNSEY	19.362	22	EAGLE	23.085	15	CROSBY	16.337	27	4	MOUNSEY	58.369	56.577	-1.792
28	22	EAGLE	19.416	4	MOUNSEY	23.496	22	EAGLE	16.658	28	22	EAGLE	59.159	59.537	0.378
29	65	ROWAN	20.352	65	ROWAN	23.995	65	ROWAN	17.063	29	65	ROWAN	1:01.410	1:01.883	0.473
30	8	MOORE	21.018	8	MOORE	25.297	8	MOORE	18.201	30	8	MOORE	1:04.516		

Weather / Track : Cloudy / Dry

Results can be found at www.tsl-timing.com

Knockhill

Circuit Length = 1.2669 miles

Start: 12:40 Flag 13:11 End: 13:13

Printed - 13:22 Saturday, 10 July 2021

MCRCB BULLETIN TK042**2021 Bennetts British Superbike Championship - Round 2****2021 Honda British Talent Cup****FREE PRACTICE 1 - BEST SPEEDS**

POS	INTERMEDIATE 1		INTERMEDIATE 2		FINISH LINE			
	NO	NAME	MPH	NO	NAME	MPH	NO	NAME
1			57	GARNESS	113.3	57	GARNESS	106.5
2			52	BELFORD	111.1	21	JEFFREY	103.4
3			21	JEFFREY	110.1	4	MOUNSEY	102.7
4			9	STUART-CAMPBELL	109.8	52	BELFORD	102.2
5			4	MOUNSEY	109.1	53	VEIJER	101.9
6			43	HITCHCOCK	108.9	67	O'GORMAN	101.9
7			67	O'GORMAN	108.9	9	STUART-CAMPBELL	101.8
8			53	VEIJER	108.7	43	HITCHCOCK	101.5
9			48	WALKER	108.5	66	DOBSON	101.5
10			99	WILLIS	108.5	41	HOPKINS	101.5
11			41	HOPKINS	108.4	51	HARRIS	101.2
12			74	BROWN	108.0	48	WALKER	100.9
13			29	BROWN	107.8	99	WILLIS	100.9
14			79	McCABE	107.8	61	MACKAY	100.9
15			51	HARRIS	107.8	34	COOK	100.7
16			34	COOK	107.7	74	BROWN	100.7
17			7	LYONS	107.7	24	BUCHANAN	100.6
18			66	DOBSON	107.7	65	ROWAN	100.6
19			61	MACKAY	107.5	29	BROWN	99.8
20			24	BUCHANAN	107.3	7	LYONS	99.7
21			96	BANHAM	107.3	2	COATES	99.5
22			2	COATES	107.0	44	HILL	98.8
23			33	CUNNINGHAM	106.8	33	CUNNINGHAM	98.6
24			65	ROWAN	106.8	96	BANHAM	97.9
25			44	HILL	105.1	79	McCABE	97.9
26			23	STEPHENSON	105.0	23	STEPHENSON	97.6
27			22	EAGLE	104.5	22	EAGLE	97.6
28			8	MOORE	104.3	8	MOORE	97.3
29			5	JOHNSON	103.8	5	JOHNSON	96.4
30			15	CROSBY	103.7	15	CROSBY	96.2

Weather / Track : Cloudy / Dry

Results can be found at www.tsl-timing.comKnockhill
Circuit Length = 1.2669 miles
Start: 12:40 Flag 13:11 End: 13:13

Printed - 13:22 Saturday, 10 July 2021

MCRCB BULLETIN TK043

2021 Bennetts British Superbike Championship - Round 2

2021 Honda British Talent Cup

FREE PRACTICE 1 - STATISTICS

Competitors Started 30
Planned Start 2021-07-10 @ 12:40:00.000
Actual Start 2021-07-10 @ 12:40:01.615
Finish Time 2021-07-10 @ 13:11:03.355
Track Length 1.2669mi.
Total Laps 619
Total Distance Covered 784.2580mi.

Session Fastest Lap History

NO	NAME	LAP TIME	TIME OF DAY	LAP	VEHICLE
15	Harrison CROSBY	58.204	12:42:03.976	2	Honda
74	Carter BROWN	57.741	12:42:12.194	2	Honda
74	Carter BROWN	57.056	12:43:09.250	3	Honda
74	Carter BROWN	56.424	12:44:05.674	4	Honda
24	Cormac BUCHANAN	56.408	12:54:05.177	9	Honda
52	Evan BELFORD	56.370	12:54:13.477	9	Honda
21	Troy JEFFREY	55.835	12:55:08.216	9	Honda
52	Evan BELFORD	55.685	12:59:52.123	15	Honda
24	Cormac BUCHANAN	55.457	13:05:55.061	21	Honda
52	Evan BELFORD	55.402	13:08:23.901	20	Honda
52	Evan BELFORD	55.316	13:09:19.216	21	Honda

Flag History

TYPE	TIME OF DAY
GREEN	12:40:01.615
RED	12:46:07.743
GREEN	12:51:02.483
FINISH	13:11:03.355

Flag Statistics

TYPE	COUNT	TOTAL LAPS	TOTAL TIME
Green	2	27	28:31.925
Red	1	0	4:54.739
Safety Car	0	0	0.000
FCY	0	0	0.000

Weather / Track : Cloudy / Dry

Results can be found at www.tsl-timing.com

Knockhill
Circuit Length = 1.2669 miles
Start: 12:40 Flag 13:11 End: 13:13

Printed - 13:23 Saturday, 10 July 2021

MCRCB BULLETIN TK044

2021 Bennetts British Superbike Championship - Round 2

2021 Honda British Talent Cup

FREE PRACTICE 1 - SESSION NOTES

TIME	MESSAGE
12:42:34	NO. 8 - FALLER AT T9 - RIDER OK
12:44:11	NO. 15 - FALLER AT T9 - RIDER OK
12:44:50	NO. 29 - EXCEEDED TRACK LIMITS - TURN 3 - LAPTIME CANCELLED
12:47:21	NO. 74 - FALLER AT T7 - RIDER OK
12:47:39	NO. 67 FALLER AT TURN 9 - RIDER OK
12:49:54	UPDATE: NO.67 TO MEDICAL CENTRE
12:56:30	NO. 5 - FALLER AT T9 - RIDER OK
13:01:32	NO. 79 - FALLER AT T3 - RIDER OK
13:03:31	NO. 23 - EXCEEDED TRACK LIMITS - TURN 3 - LAPTIME CANCELLED
13:07:51	

Weather / Track : Cloudy / Dry

Results can be found at www.tsl-timing.com

Knockhill
Circuit Length = 1.2669 miles
Start: 12:40 Flag 13:11 End: 13:13

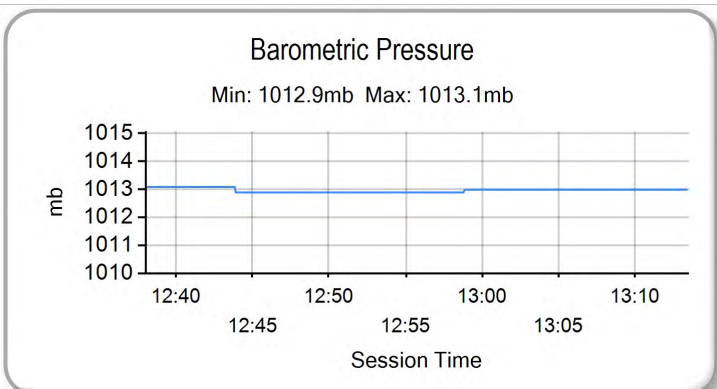
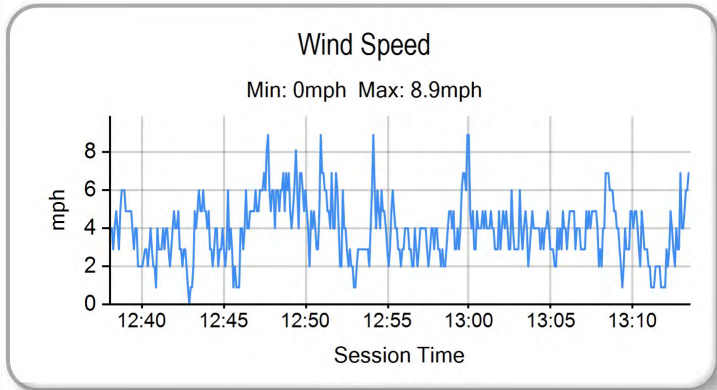
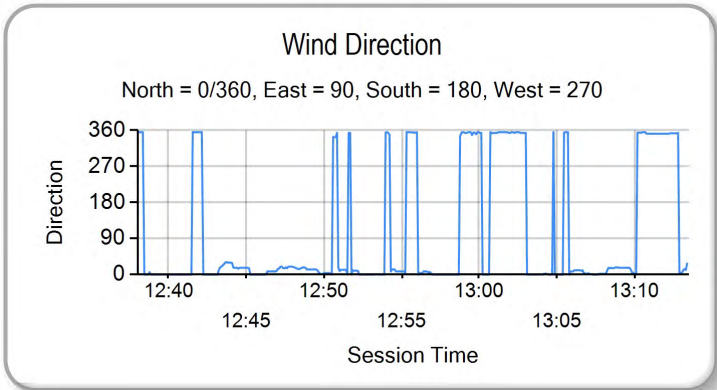
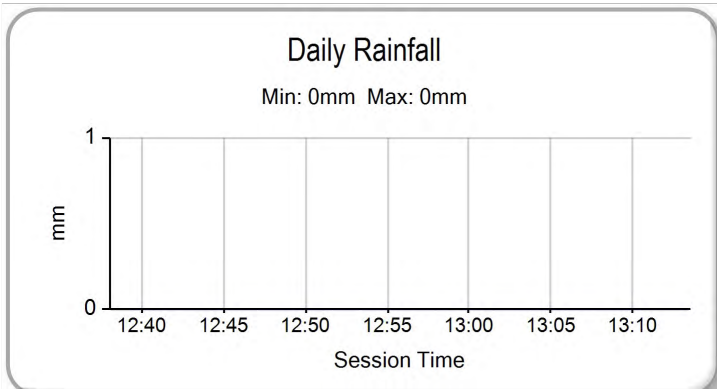
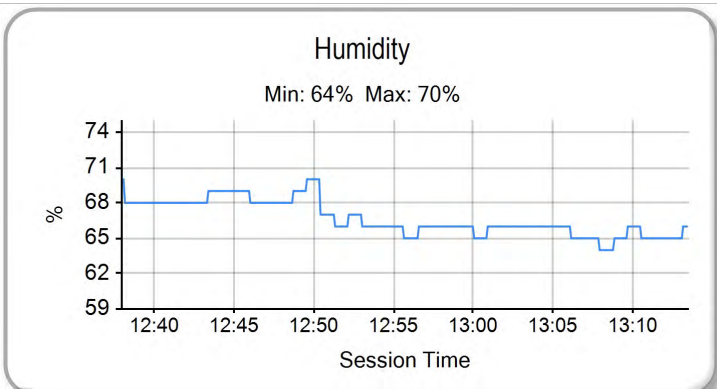
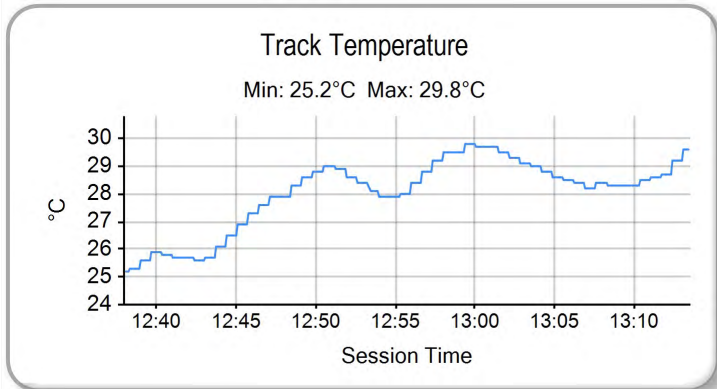
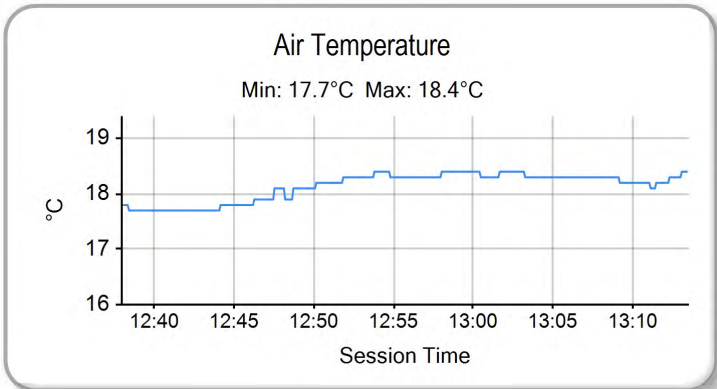
Printed - 13:23 Saturday, 10 July 2021

MCRCB BULLETIN TK045

2021 Bennetts British Superbike Championship - Round 2

2021 Honda British Talent Cup

FREE PRACTICE 1 - WEATHER CONDITIONS



Weather / Track : Cloudy / Dry

Results can be found at www.tsl-timing.com

Knockhill
Circuit Length = 1.2669 miles
Start: 12:40 Flag 13:11 End: 13:13

Printed - 13:25 Saturday, 10 July 2021

FREE PRACTICE 2 - CLASSIFICATION

POS	NO	NAME	NAT	ENTRY	TIME	ON	LAPS	GAP	DIFF	MPH
1	52	Evan BELFORD	GBR	Honda - City Lifting by RS Racing	54.960	12	24			82.98
2	43	Ryan HITCHCOCK	GBR	Honda - Wilson Racing	55.023	21	23	0.063	0.063	82.89
3	67	Casey O'GORMAN	GBR	Honda - Microlise Cresswell Racing	55.074	20	22	0.114	0.051	82.81
4	24	Cormac BUCHANAN	NZL	Honda - Microlise Cresswell Racing	55.130	17	24	0.170	0.056	82.73
5	74	Carter BROWAN	GBR	Honda - City Lifting by RS Racing	55.170	12	24	0.210	0.040	82.67
6	34	James COOK	GBR	Honda - Wilson Racing	55.405	14	19	0.445	0.235	82.32
7	48	Ollie WALKER	GBR	Honda - Moto Rapido / SP125 Racing	55.423	12	21	0.463	0.018	82.29
8	21	Troy JEFFREY	GBR	Honda - Stiggymotorsport	55.446	23	24	0.486	0.023	82.26
9	57	Johnny GARNES	GBR	Honda - City Lifting by RS Racing	55.446	20	25	0.486	0.000	82.26
10	53	Kiyano VEIJER	NLD	Honda - Microlise Cresswell Racing	55.468	13	22	0.508	0.022	82.22
11	15	Harrison CROSBY	GBR	Honda - Banks Racing	55.490	17	23	0.530	0.022	82.19
12	33	JJ CUNNINGHAM	GBR	Honda - Thorneycroft56 / JCRsupersport	55.732	15	24	0.772	0.242	81.84
13	7	Jamie LYONS	GBR	Honda - C&M Motors Ltd / Tooltec Racing	55.748	17	24	0.788	0.016	81.81
14	4	Sullivan MOUNSEY	GBR	Honda - iForce Lloyd & Jones	55.961	13	21	1.001	0.213	81.50
15	96	Rossi BANHAM	GBR	Honda - MJL Racing	55.970	18	24	1.010	0.009	81.49
16	9	Bailey STUART-CAMPBELL	GBR	Honda - Team 151s	55.997	21	22	1.037	0.027	81.45
17	23	Rhys STEPHENSON	GBR	Honda - Rocket Racing	56.008	22	23	1.048	0.011	81.43
18	29	Lucas BROWN	GBR	Honda - Amphibian Scaffolding / SP125 Racing	56.025	15	24	1.065	0.017	81.41
19	66	Rossi DOBSON	GBR	Honda - WM Racing	56.641	22	23	1.681	0.616	80.52
20	44	Lucas HILL	GBR	Honda - Ashcourt Racing	56.910	19	21	1.950	0.269	80.14
21	99	Peter WILLIS	GBR	Honda - WM Racing	56.923	19	22	1.963	0.013	80.12
22	5	Mason JOHNSON	GBR	Honda - Johnson Racing	57.043	10	11	2.083	0.120	79.95
23	41	Luca HOPKINS	GBR	Honda - Wilson Racing	57.600	6	6	2.640	0.557	79.18
24	2	Rhys COATES	GBR	Honda - Ernie Coates Race Support / SP125 Racing	57.754	22	22	2.794	0.154	78.97
25	51	Holly HARRIS	GBR	Honda - MJL Racing	57.907	22	23	2.947	0.153	78.76
26	61	Harrison MACKAY	GBR	Honda - True Heros Racing / Super Soco	58.087	7	7	3.127	0.180	78.52
27	22	Anthony EAGLE	GBR	Honda - Microlise Cresswell Racing	58.186	11	20	3.226	0.099	78.38
28	8	Ross MOORE	GBR	Honda - B Moore Honda	58.663	17	18	3.703	0.477	77.75

QUALIFYING LAPTIME (110.0% of 54.960) = 1:00.456

29	65	Alexander ROWAN	GBR	Honda - Victoria House Mortimer Racing	1:02.336	11	17	7.376	3.673	73.16
----	----	-----------------	-----	--	----------	----	----	-------	-------	-------

#24 - Lap 12 time cancelled - Exceeded track limits at turn 3.

Weather / Track : Cloudy / Dry

These results are provisional until the conclusion of any judicial and technical matters.

Knockhill

Circuit Length = 1.2669 miles

Start: 15:30 Flag 16:00 End: 16:01

Race Director : Stuart Higgs

Stewards :

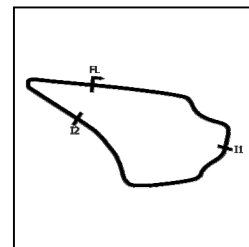
Timekeeper : Richard Evans

MCRCB BULLETIN TK079

2021 Bennetts British Superbike Championship - Round 2

2021 Honda British Talent Cup

FREE PRACTICE 2 - SECTOR ANALYSIS



SECTOR 1 = FL to I1, SECTOR 2 = I1 to I2, SECTOR 3 = I2 to FL, DIFF = Difference To Personal Best Lap, P = Crossed Finish Line in Pit Lane, D = Time Disallowed

P1 52		Evan BELFORD				Honda - City Lifting by RS Racing			
IDEAL LAP TIME : 54.727		BEST LAP TIME : 54.960		DIFFERENCE : 0.233					
LAP	SECTOR 1	SECTOR 2		SECTOR 3		LAP TIME	MPH	DIFF	TIME OF DAY
1 -	OUTLAP	24.239	108.5	16.739	100.6				15:31:10.572
2 -	19.004	22.868	108.0	16.140	100.3	58.012	78.62	3.052	15:32:08.584
3 -	18.722	22.027	110.3	15.832	100.1	56.581	80.61	1.621	15:33:05.165
4 -	18.445	22.250	109.1	16.196	100.0	56.891	80.17	1.931	15:34:02.056
5 -	18.363	21.782	108.0	15.906	100.6	56.051	81.37	1.091	15:34:58.107
6 -	18.322	22.303	108.7	15.794	101.0	56.419	80.84	1.459	15:35:54.526
7 -	18.311	21.738	107.8	15.520	101.2	55.569	82.08	0.609	15:36:50.095
8 -	18.889	21.844	108.5	16.225	101.5	56.958	80.07	1.998	15:37:47.053
9 -	18.119	21.591	110.0	15.664	102.9	55.374	82.36	0.414	15:38:42.427
10 -	OUTLAP	23.103	103.7	15.981	98.3	8:46.864	8.65	7:51.904	15:47:29.291
11 -	18.385	21.834	107.8	15.680	101.0	55.899	81.59	0.939	15:48:25.190
12 -	18.108	21.364	109.1	15.488	101.5	54.960 (1)	82.98		15:49:20.150
13 -	18.393	23.390	96.6	16.571	100.9	58.354	78.16	3.394	15:50:18.504
14 -	18.004	22.320	109.1	15.467	101.8	55.791	81.75	0.831	15:51:14.295
15 -	17.913	21.502	110.7	15.724	100.9	55.139 (2)	82.72	0.179	15:52:09.434
16 -	19.243	22.750	108.9	15.753	101.0	57.746	78.98	2.786	15:53:07.180
17 -	18.750	23.356	98.1	16.085	102.9	58.191	78.38	3.231	15:54:05.371
18 -	18.247	22.238	110.0	15.945	101.5	56.430	80.82	1.470	15:55:01.801
19 -	18.252	21.514	110.0	15.486	101.0	55.252	82.55	0.292	15:55:57.053
20 -	17.982	22.532	108.0	16.817	101.8	57.331	79.55	2.371	15:56:54.384
21 -	18.734	22.726	108.7	15.493	102.7	56.953	80.08	1.993	15:57:51.337
22 -	18.587	23.560	105.8	15.591	102.2	57.738	78.99	2.778	15:58:49.075
23 -	17.896	21.439	108.7	15.911	99.1	55.246 (3)	82.56	0.286	15:59:44.321
24 -	25.803	31.690	90.0	26.358	22.6	1:23.851	54.39	28.891	16:01:08.172

P2 43		Ryan HITCHCOCK				Honda - Wilson Racing			
IDEAL LAP TIME : 54.857		BEST LAP TIME : 55.023		DIFFERENCE : 0.166					
LAP	SECTOR 1	SECTOR 2		SECTOR 3		LAP TIME	MPH	DIFF	TIME OF DAY
1 -	OUTLAP	24.990	105.0	16.516	100.0				15:31:11.266
2 -	19.880	23.407	108.0	15.944	101.8	59.231	77.00	4.208	15:32:10.497
3 -	19.150	22.468	108.4	15.874	100.7	57.492	79.33	2.469	15:33:07.989
4 -	18.423	21.940	108.4	15.802	101.3	56.165	81.20	1.142	15:34:04.154
5 -	18.619	22.091	107.7	15.702	101.6	56.412	80.85	1.389	15:35:00.566
6 -	18.511	21.955	108.7	15.547	101.8	56.013	81.42	0.990	15:35:56.579
7 -	18.308	21.885	109.6	15.925	100.7	56.118	81.27	1.095	15:36:52.697
8 -	18.603	22.089	108.2	15.787	101.3	56.479	80.75	1.456	15:37:49.176
9 -	18.374	22.142	108.5	15.727	101.5	56.243	81.09	1.220	15:38:45.419
10 -	OUTLAP	23.554	105.6	16.294	99.4	9:18.444	8.16	8:23.421	15:48:03.863
11 -	18.614	22.203	107.0	15.838	100.1	56.655	80.50	1.632	15:49:00.518
12 -	18.491	22.219	107.7	15.981	99.7	56.691	80.45	1.668	15:49:57.209
13 -	18.616	22.067	107.3	15.959	100.3	56.642	80.52	1.619	15:50:53.851
14 -	18.521	22.652	105.8	16.147	98.8	57.320	79.57	2.297	15:51:51.171
15 -	18.393	21.961	107.5	16.030	99.8	56.384	80.89	1.361	15:52:47.555
16 -	18.313	21.942	107.7	15.806	100.7	56.061	81.35	1.038	15:53:43.616
17 -	18.255	22.032	108.0	15.735	101.8	56.022	81.41	0.999	15:54:39.638
18 -	18.248	21.830	108.5	15.594	101.3	55.672	81.92	0.649	15:55:35.310
19 -	18.652	21.748	108.4	15.612	101.0	56.012	81.43	0.989	15:56:31.322
20 -	18.080	21.670	108.7	15.602	101.3	55.352 (3)	82.40	0.329	15:57:26.674
21 -	18.075	21.528	108.7	15.420	102.7	55.023 (1)	82.89		15:58:21.697
22 -	17.909	21.583	108.2	15.539	101.5	55.031 (2)	82.88	0.008	15:59:16.728
23 -	21.783	35.973	44.7	28.936	25.9	1:26.692	52.61	31.669	16:00:43.420

Weather / Track : Cloudy / Dry

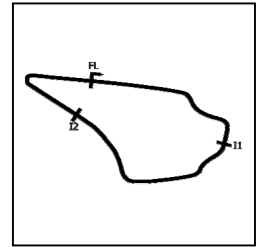
Knockhill
Circuit Length = 1.2669 miles
Start: 15:30 Flag 16:00 End: 16:01

MCRCB BULLETIN TK079

2021 Bennetts British Superbike Championship - Round 2

2021 Honda British Talent Cup

FREE PRACTICE 2 - SECTOR ANALYSIS



SECTOR 1 = FL to I1, SECTOR 2 = I1 to I2, SECTOR 3 = I2 to FL, DIFF = Difference To Personal Best Lap, P = Crossed Finish Line in Pit Lane, D = Time Disallowed

P3 67		Casey O'GORMAN				Honda - Microlise Cresswell Racing			
IDEAL LAP TIME : 54.977		BEST LAP TIME : 55.074		DIFFERENCE : 0.097					
LAP	SECTOR 1	SECTOR 2		SECTOR 3		LAP TIME	MPH	DIFF	TIME OF DAY
1 -	OUTLAP	26.126	103.5	17.157	100.3				15:31:16.272
2 -	20.304	24.073	107.7	16.875	100.3	1:01.252	74.46	6.178	15:32:17.524
3 -	18.945	22.770	108.5	16.044	100.9	57.759	78.96	2.685	15:33:15.283
4 -	18.794	22.291	109.6	15.764	102.4	56.849	80.23	1.775	15:34:12.132
5 -	18.619	22.826	110.0	16.338	100.4	57.783	78.93	2.709	15:35:09.915
6 -	18.715	23.046	109.4	15.497	101.8	57.258	79.65	2.184	15:36:07.173
7 -	18.610	22.169	108.0	15.640	100.6	56.419	80.84	1.345	15:37:03.592
8 -	18.566	21.942	107.7	15.665	100.9	56.173	81.19	1.099	15:37:59.765
9 -	19.055	22.588	107.8	20.333	26.9	1:01.976	73.59	6.902	15:39:01.741
10 -	OUTLAP	22.424	109.4	15.908	99.7	8:19.213	9.13	7:24.139	15:47:20.954
11 -	18.423	22.367	108.2	15.772	102.6	56.562	80.63	1.488	15:48:17.516
12 -	18.581	22.116	108.9	15.776	101.5	56.473	80.76	1.399	15:49:13.989
13 -	18.443	21.672	109.6	15.578	100.3	55.693	81.89	0.619	15:50:09.682
14 -	18.397	21.706	108.5	15.801	100.1	55.904	81.58	0.830	15:51:05.586
15 -	18.301	22.173	107.7	15.680	100.1	56.154	81.22	1.080	15:52:01.740
16 -	18.638	22.215	102.9	18.958	31.5	59.811	76.25	4.737	15:53:01.551
17 -	OUTLAP	22.813	105.5	15.780	102.6	1:35.359	47.83	40.285	15:54:36.910
18 -	18.076	21.658	108.2	15.600	100.7	55.334 (2)	82.42	0.260	15:55:32.244
19 -	18.159	21.614	108.5	15.710	100.4	55.483	82.20	0.409	15:56:27.727
20 -	18.021	21.628	108.5	15.425	101.0	55.074 (1)	82.81		15:57:22.801
21 -	17.945	21.607	108.5	15.813	100.4	55.365 (3)	82.38	0.291	15:58:18.166
22 -	17.973	21.902	107.5	15.862	101.9	55.737	81.83	0.663	15:59:13.903

P4 24		Cormac BUCHANAN				Honda - Microlise Cresswell Racing			
IDEAL LAP TIME : 54.987		BEST LAP TIME : 55.130		DIFFERENCE : 0.143					
LAP	SECTOR 1	SECTOR 2		SECTOR 3		LAP TIME	MPH	DIFF	TIME OF DAY
1 -	OUTLAP	24.586	106.0	16.391	101.0				15:31:10.783
2 -	18.937	23.197	108.7	15.946	102.2	58.080	78.53	2.950	15:32:08.863
3 -	18.577	22.126	110.1	15.868	101.2	56.571	80.62	1.441	15:33:05.434
4 -	18.296	22.494	107.5	15.947	100.0	56.737	80.39	1.607	15:34:02.171
5 -	18.337	21.913	108.5	15.902	100.0	56.152	81.22	1.022	15:34:58.323
6 -	18.226	22.639	107.8	15.750	101.2	56.615	80.56	1.485	15:35:54.938
7 -	18.121	21.667	108.0	15.627	101.0	55.415	82.30	0.285	15:36:50.353
8 -	18.442	21.884	105.6	16.001	98.2	56.327	80.97	1.197	15:37:46.680
9 -	18.243	21.650	107.3	15.757	99.7	55.650	81.96	0.520	15:38:42.330
10 -	OUTLAP	22.039	106.0	16.363	97.9	8:20.247	9.11	7:25.117	15:47:02.577
11 -	18.187	21.908	106.3	16.019	98.6	56.114	81.28	0.984	15:47:58.691
12 -	18.057	21.866	106.8	15.981	98.8	55.904 D	81.58	0.774	15:48:54.595
13 -	18.091	21.597	106.5	15.740	99.2	55.428	82.28	0.298	15:49:50.023
14 -	18.058	21.733	106.1	15.679	100.0	55.470	82.22	0.340	15:50:45.493
15 -	18.091	21.469	108.5	15.707	100.0	55.267	82.52	0.137	15:51:40.760
16 -	18.247	21.629	106.5	15.697	99.1	55.573	82.07	0.443	15:52:36.333
17 -	18.115	21.438	107.0	15.577	100.0	55.130 (1)	82.73		15:53:31.463
18 -	17.995	21.585	107.2	15.590	99.8	55.170 (2)	82.67	0.040	15:54:26.633
19 -	18.042	21.415	107.5	15.783	98.9	55.240 (3)	82.56	0.110	15:55:21.873
20 -	18.108	21.753	100.3	16.647	99.4	56.508	80.71	1.378	15:56:18.381
21 -	18.060	21.478	106.8	21.642	25.5	1:01.180	74.55	6.050	15:57:19.561
22 -	OUTLAP	21.778	105.8	15.891	99.2	1:25.489	53.35	30.359	15:58:45.050
23 -	18.071	21.549	106.6	15.687	100.4	55.307	82.46	0.177	15:59:40.357
24 -	26.538	29.890	56.7	27.134	22.8	1:23.562	54.58	28.432	16:01:03.919

Weather / Track : Cloudy / Dry

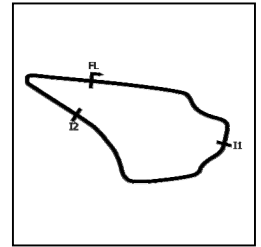
Knockhill
Circuit Length = 1.2669 miles
Start: 15:30 Flag 16:00 End: 16:01

MCRCB BULLETIN TK079

2021 Bennetts British Superbike Championship - Round 2

2021 Honda British Talent Cup

FREE PRACTICE 2 - SECTOR ANALYSIS



SECTOR 1 = FL to I1, SECTOR 2 = I1 to I2, SECTOR 3 = I2 to FL, DIFF = Difference To Personal Best Lap, P = Crossed Finish Line in Pit Lane, D = Time Disallowed

P5 74		Carter BROWN				Honda - City Lifting by RS Racing				
IDEAL LAP TIME : 55.016		BEST LAP TIME : 55.170		DIFFERENCE : 0.154						
LAP	SECTOR 1	SECTOR 2	SECTOR 3	LAP TIME	MPH	DIFF	TIME OF DAY			
1 -	OUTLAP	24.558	103.8	17.355	98.1				15:31:08.988	
2 -	19.446	23.149	106.3	16.241	98.6	58.836	77.52	3.666	15:32:07.824	
3 -	18.997	22.404	107.3	16.097	99.7	57.498	79.32	2.328	15:33:05.322	
4 -	18.737	22.541	107.7	16.588	99.4	57.866	78.82	2.696	15:34:03.188	
5 -	18.672	22.168	107.2	15.931	99.7	56.771	80.34	1.601	15:34:59.959	
6 -	18.559	22.047	108.4	15.599	101.3	56.205	81.15	1.035	15:35:56.164	
7 -	18.353	21.983	108.9	15.580	100.4	55.916	81.57	0.746	15:36:52.080	
8 -	18.334	21.879	107.8	15.777	99.8	55.990	81.46	0.820	15:37:48.070	
9 -	18.239	22.101	107.8	15.573	98.9	55.913	81.57	0.743	15:38:43.983	
10 -	OUTLAP	22.507	107.2	16.275	97.9	8:46.365	8.66	7:51.195	15:47:30.348	
11 -	18.622	21.823	108.4	15.610	99.2	56.055	81.36	0.885	15:48:26.403	
12 -	18.059	21.623	109.2	15.488	101.3	55.170 (1)	82.67		15:49:21.573	
13 -	18.166	22.456	96.5	16.621	100.3	57.243	79.67	2.073	15:50:18.816	
14 -	18.162	22.209	108.4	15.527	100.4	55.898	81.59	0.728	15:51:14.714	
15 -	18.149	21.792	108.5	15.446	100.4	55.387 (2)	82.34	0.217	15:52:10.101	
16 -	18.761	22.816	109.4	15.793	100.7	57.370	79.50	2.200	15:53:07.471	
17 -	18.576	23.124	106.0	15.727	100.1	57.427	79.42	2.257	15:54:04.898	
18 -	18.559	22.356	108.7	15.871	98.3	56.786	80.32	1.616	15:55:01.684	
19 -	18.597	21.916	108.5	15.645	100.3	56.158	81.21	0.988	15:55:57.842	
20 -	18.127	22.025	108.5	15.905	100.1	56.057	81.36	0.887	15:56:53.899	
21 -	18.454	21.969	107.5	15.643	100.0	56.066	81.35	0.896	15:57:49.965	
22 -	18.716	23.447	104.8	15.790	101.3	57.953	78.70	2.783	15:58:47.918	
23 -	18.240	22.240	107.5	15.334	101.9	55.814 (3)	81.71	0.644	15:59:43.732	
24 -	23.587	35.434	87.6	27.079	24.3	1:26.100	52.97	30.930	16:01:09.832	

P6 34		James COOK				Honda - Wilson Racing				
IDEAL LAP TIME : 55.384		BEST LAP TIME : 55.405		DIFFERENCE : 0.021						
LAP	SECTOR 1	SECTOR 2	SECTOR 3	LAP TIME	MPH	DIFF	TIME OF DAY			
1 -	OUTLAP	25.382	102.4	16.733	97.3				15:31:11.178	
2 -	19.362	23.194	104.0	16.607	97.9	59.163	77.09	3.758	15:32:10.341	
3 -	19.556	23.348	103.7	21.092	30.6	1:03.996	71.27	8.591	15:33:14.337	
4 -	OUTLAP	22.655	104.0	16.043	98.6	4:16.369	17.79	3:20.964	15:37:30.706	
5 -	18.691	22.178	105.8	16.154	98.1	57.023	79.98	1.618	15:38:27.729	
6 -	18.570	22.004	106.0	16.610	96.1	57.184	79.76	1.779	15:39:24.913	
7 -	OUTLAP	22.310	105.5	16.532	95.7	8:18.000	9.15	7:22.595	15:47:42.913	
8 -	18.704	21.776	107.2	16.082	98.6	56.562	80.63	1.157	15:48:39.475	
9 -	18.352	21.731	105.6	15.709	98.8	55.792 (3)	81.75	0.387	15:49:35.267	
10 -	18.403	21.700	105.6	15.871	98.6	55.974	81.48	0.569	15:50:31.241	
11 -	18.425	21.814	106.3	15.899	98.3	56.138	81.24	0.733	15:51:27.379	
12 -	18.394	21.868	105.5	16.107	98.5	56.369	80.91	0.964	15:52:23.748	
13 -	18.576	21.564	107.3	15.800	99.2	55.940	81.53	0.535	15:53:19.688	
14 -	18.227	21.448	108.5	15.730	100.7	55.405 (1)	82.32		15:54:15.093	
15 -	18.294	22.824	101.0	22.598	30.8	1:03.716	71.58	8.311	15:55:18.809	
16 -	OUTLAP	21.592	107.5	15.984	99.5	1:10.836	64.38	15.431	15:56:29.645	
17 -	18.386	21.752	106.6	15.897	96.9	56.035	81.39	0.630	15:57:25.680	
18 -	18.301	21.685	105.8	15.940	99.4	55.926	81.55	0.521	15:58:21.606	
19 -	18.235	21.497	107.8	15.894	100.3	55.626 (2)	81.99	0.221	15:59:17.232	

Weather / Track : Cloudy / Dry

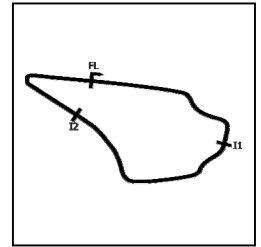
Knockhill
Circuit Length = 1.2669 miles
Start: 15:30 Flag 16:00 End: 16:01

MCRCB BULLETIN TK079

2021 Bennetts British Superbike Championship - Round 2

2021 Honda British Talent Cup

FREE PRACTICE 2 - SECTOR ANALYSIS



SECTOR 1 = FL to I1, SECTOR 2 = I1 to I2, SECTOR 3 = I2 to FL, DIFF = Difference To Personal Best Lap, P = Crossed Finish Line in Pit Lane, D = Time Disallowed

P7 48		Ollie WALKER				Honda - Moto Rapido / SP125 Racing			
IDEAL LAP TIME : 55.386		BEST LAP TIME : 55.423		DIFFERENCE : 0.037					
LAP	SECTOR 1	SECTOR 2		SECTOR 3		LAP TIME	MPH	DIFF	TIME OF DAY
1 -	OUTLAP	23.715	99.8	19.572	82.6				15:31:23.666
2 -	19.764	22.263	108.5	16.811	99.7	58.838	77.51	3.415	15:32:22.504
3 -	18.761	22.246	107.7	15.995	100.3	57.002	80.01	1.579	15:33:19.506
4 -	18.962	21.958	108.0	15.912	100.6	56.832	80.25	1.409	15:34:16.338
5 -	18.577	21.758	108.9	15.753	101.6	56.088	81.32	0.665	15:35:12.426
6 -	18.515	22.807	109.2	15.985	102.2	57.307	79.59	1.884	15:36:09.733
7 -	19.245	22.673	110.0	15.966	101.0	57.884	78.79	2.461	15:37:07.617
8 -	18.840	21.741	108.4	16.230	99.1	56.811	80.28	1.388	15:38:04.428
9 -	18.785	21.808	109.6	15.727	99.8	56.320	80.98	0.897	15:39:00.748
10 -	OUTLAP	22.478	108.0	16.061	100.3	9:41.955	7.83	8:46.532	15:48:42.703
11 -	19.358	22.318	108.5	15.889	100.7	57.565	79.23	2.142	15:49:40.268
12 -	18.195	21.539	110.1	15.689	101.8	55.423 (1)	82.29		15:50:35.691
13 -	18.308	21.700	110.7	15.829	101.6	55.837	81.68	0.414	15:51:31.528
14 -	18.773	23.429	108.4	15.808	100.7	58.010	78.62	2.587	15:52:29.538
15 -	18.242	21.733	109.2	15.768	102.1	55.743	81.82	0.320	15:53:25.281
16 -	18.724	22.920	96.1	16.280	101.2	57.924	78.74	2.501	15:54:23.205
17 -	18.173	21.531	109.8	15.795	101.0	55.499 (2)	82.18	0.076	15:55:18.704
18 -	18.234	21.703	110.7	15.682	102.2	55.619 (3)	82.00	0.196	15:56:14.323
19 -	18.825	21.728	110.1	15.832	101.8	56.385	80.89	0.962	15:57:10.708
20 -	18.688	22.056	108.9	15.784	100.7	56.528	80.68	1.105	15:58:07.236
21 -	18.524	25.024	96.8	16.397	100.9	59.945	76.08	4.522	15:59:07.181

P8 21		Troy JEFFREY				Honda - Stiggymotorsport			
IDEAL LAP TIME : 55.122		BEST LAP TIME : 55.446		DIFFERENCE : 0.324					
LAP	SECTOR 1	SECTOR 2		SECTOR 3		LAP TIME	MPH	DIFF	TIME OF DAY
1 -	OUTLAP	24.870	101.0	17.306	99.1				15:31:52.153
2 -	20.031	22.900	106.8	16.646	99.4	59.577	76.55	4.131	15:32:51.730
3 -	19.327	22.541	107.3	16.212	98.3	58.080	78.53	2.634	15:33:49.810
4 -	18.921	22.119	107.8	15.803	100.7	56.843	80.24	1.397	15:34:46.653
5 -	18.512	21.851	107.2	15.593	101.9	55.956	81.51	0.510	15:35:42.609
6 -	18.549	21.975	108.9	15.706	101.9	56.230	81.11	0.784	15:36:38.839
7 -	18.731	21.946	107.3	15.486	101.6	56.163	81.21	0.717	15:37:35.002
8 -	18.462	21.948	109.4	15.361	101.3	55.771	81.78	0.325	15:38:30.773
9 -	18.362	21.744	109.4	16.803	88.8	56.909	80.14	1.463	15:39:27.682
10 -	OUTLAP	22.746	109.8	16.392	99.7	8:02.645	9.45	7:07.199	15:47:30.327
11 -	18.416	21.638	109.4	15.519	102.7	55.573	82.07	0.127	15:48:25.900
12 -	18.191	21.758	109.6	15.541	102.1	55.490 (2)	82.19	0.044	15:49:21.390
13 -	18.241	21.906	105.8	15.653	102.7	55.800	81.74	0.354	15:50:17.190
14 -	18.485	21.811	108.5	15.537	102.1	55.833	81.69	0.387	15:51:13.023
15 -	18.617	21.962	110.1	15.890	103.2	56.469	80.77	1.023	15:52:09.492
16 -	18.380	21.626	110.7	15.606	101.5	55.612	82.01	0.166	15:53:05.104
17 -	18.135	21.661	108.7	15.766	100.3	55.562 (3)	82.09	0.116	15:54:00.666
18 -	18.333	21.752	109.8	17.186	100.3	57.271	79.64	1.825	15:54:57.937
19 -	19.535	22.781	104.5	15.867	101.3	58.183	78.39	2.737	15:55:56.120
20 -	18.682	22.420	109.2	19.539	98.3	1:00.641	75.21	5.195	15:56:56.761
21 -	18.529	22.174	108.2	15.573	102.1	56.276	81.04	0.830	15:57:53.037
22 -	18.368	22.208	107.7	15.964	103.4	56.540	80.67	1.094	15:58:49.577
23 -	18.404	21.662	110.5	15.380	98.9	55.446 (1)	82.26		15:59:45.023
24 -	25.476	32.531	89.3	27.904	23.0	1:25.911	53.09	30.465	16:01:10.934

Weather / Track : Cloudy / Dry

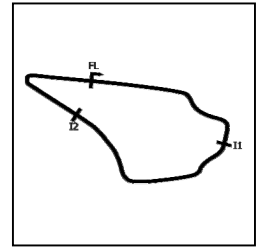
Knockhill
Circuit Length = 1.2669 miles
Start: 15:30 Flag 16:00 End: 16:01

MCRCB BULLETIN TK079

2021 Bennetts British Superbike Championship - Round 2

2021 Honda British Talent Cup

FREE PRACTICE 2 - SECTOR ANALYSIS



SECTOR 1 = FL to I1, SECTOR 2 = I1 to I2, SECTOR 3 = I2 to FL, DIFF = Difference To Personal Best Lap, P = Crossed Finish Line in Pit Lane, D = Time Disallowed

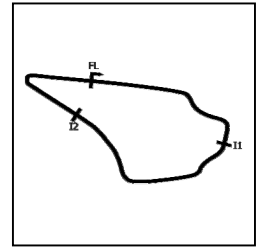
P9 57		Johnny GARNESS				Honda - City Lifting by RS Racing			
IDEAL LAP TIME : 55.207		BEST LAP TIME : 55.446		DIFFERENCE : 0.239					
LAP	SECTOR 1	SECTOR 2	SECTOR 3	LAP TIME	MPH	DIFF	TIME OF DAY		
1 -		23.060	110.5	15.858	103.7				15:31:04.399
2 -	19.082	22.677	110.5	15.552	104.5	57.311	79.58	1.865	15:32:01.710
3 -	18.889	22.321	112.0	16.044	103.7	57.254	79.66	1.808	15:32:58.964
4 -	18.987	22.452	111.1	15.817	103.0	57.256	79.66	1.810	15:33:56.220
5 -	18.656	22.095	107.5	15.972	103.5	56.723	80.41	1.277	15:34:52.943
6 -	18.302	22.107	111.6	15.339	105.1	55.748	81.81	0.302	15:35:48.691
7 -	18.550	21.850	112.2	15.558	105.1	55.958	81.50	0.512	15:36:44.649
8 -	18.750	22.063	110.1	15.578	105.1	56.391	80.88	0.945	15:37:41.040
9 -	18.511	21.971	111.8	15.591	104.8	56.073	81.34	0.627	15:38:37.113
10 -	18.531	22.272	111.6	15.808	103.5	56.611	80.56	1.165	15:39:33.724
11 -	OUTLAP	22.583	111.6	15.451	106.0	7:57.845	9.54	7:02.399	15:47:31.569
12 -	18.437	21.879	112.2	15.726	105.3	56.042	81.38	0.596	15:48:27.611
13 -	18.303	22.077	110.5	15.479	105.5	55.859	81.65	0.413	15:49:23.470
14 -	18.274	21.920	112.4	15.953	105.0	56.147	81.23	0.701	15:50:19.617
15 -	18.246	21.842	113.5	15.556	106.1	55.644 (2)	81.96	0.198	15:51:15.261
16 -	18.695	21.884	113.5	15.313	106.0	55.892	81.60	0.446	15:52:11.153
17 -	18.529	22.808	113.1	15.480	106.0	56.817	80.27	1.371	15:53:07.970
18 -	18.950	22.362	112.0	15.696	106.3	57.008	80.00	1.562	15:54:04.978
19 -	18.380	21.971	112.2	15.509	105.1	55.860	81.65	0.414	15:55:00.838
20 -	18.376	21.788	112.9	15.282	105.6	55.446 (1)	82.26		15:55:56.284
21 -	18.137	22.194	110.0	15.605	103.0	55.936	81.54	0.490	15:56:52.220
22 -	18.957	23.500	87.8	16.232	105.3	58.689	77.71	3.243	15:57:50.909
23 -	18.591	22.429	110.5	15.610	104.2	56.630	80.54	1.184	15:58:47.539
24 -	18.334	21.920	111.4	15.434	104.8	55.688 (3)	81.90	0.242	15:59:43.227
25 -	23.826	41.230	26.7	36.217	28.4	1:41.273	45.03	45.827	16:01:24.500

P10 53		Kiyano VEIJER				Honda - Microlise Cresswell Racing			
IDEAL LAP TIME : 55.333		BEST LAP TIME : 55.468		DIFFERENCE : 0.135					
LAP	SECTOR 1	SECTOR 2	SECTOR 3	LAP TIME	MPH	DIFF	TIME OF DAY		
1 -	OUTLAP	24.271	106.0	16.963	101.0				15:31:18.984
2 -	19.385	23.236	109.2	16.632	100.9	59.253	76.97	3.785	15:32:18.237
3 -	19.654	23.303	108.9	15.834	101.9	58.791	77.58	3.323	15:33:17.028
4 -	18.823	22.212	109.1	15.821	101.2	56.856	80.22	1.388	15:34:13.884
5 -	18.803	21.883	110.9	16.284	100.4	56.970	80.06	1.502	15:35:10.854
6 -	19.337	23.259	109.2	16.025	102.6	58.621	77.80	3.153	15:36:09.475
7 -	19.306	22.736	108.9	15.867	101.2	57.909	78.76	2.441	15:37:07.384
8 -	18.804	21.712	108.0	16.401	98.3	56.917	80.13	1.449	15:38:04.301
9 -	18.714	21.897	108.0	15.999	100.4	56.610	80.57	1.142	15:39:00.911
10 -	OUTLAP	22.871	107.2	16.333	100.6	8:42.928	8.72	7:47.460	15:47:43.839
11 -	18.971	21.858	109.2	15.762	100.9	56.591	80.59	1.123	15:48:40.430
12 -	18.951	22.144	107.7	15.646	101.8	56.741	80.38	1.273	15:49:37.171
13 -	18.449	21.500	108.2	15.519	101.8	55.468 (1)	82.22		15:50:32.639
14 -	18.659	21.759	109.6	15.719	101.9	56.137	81.24	0.669	15:51:28.776
15 -	18.723	21.784	108.9	15.591	101.3	56.098	81.30	0.630	15:52:24.874
16 -	18.688	21.649	109.6	15.713	101.8	56.050	81.37	0.582	15:53:20.924
17 -	18.584	21.899	110.3	15.951	100.4	56.434	80.82	0.966	15:54:17.358
18 -	18.705	21.680	109.4	16.607	100.0	56.992	80.03	1.524	15:55:14.350
19 -	19.527	22.487	106.6	15.872	99.1	57.886	78.79	2.418	15:56:12.236
20 -	18.802	21.871	108.0	16.088	101.5	56.761	80.35	1.293	15:57:08.997
21 -	18.314	21.643	108.4	15.769	101.2	55.726 (3)	81.84	0.258	15:58:04.723
22 -	18.404	21.636	107.2	15.585	101.5	55.625 (2)	81.99	0.157	15:59:00.348

Weather / Track : Cloudy / Dry

Knockhill
Circuit Length = 1.2669 miles
Start: 15:30 Flag 16:00 End: 16:01

FREE PRACTICE 2 - SECTOR ANALYSIS



SECTOR 1 = FL to I1, SECTOR 2 = I1 to I2, SECTOR 3 = I2 to FL, DIFF = Difference To Personal Best Lap, P = Crossed Finish Line in Pit Lane, D = Time Disallowed

P11 15		Harrison CROSBY				Honda - Banks Racing			
IDEAL LAP TIME : 55.224		BEST LAP TIME : 55.490		DIFFERENCE : 0.266					
LAP	SECTOR 1	SECTOR 2	SECTOR 3	LAP TIME	MPH	DIFF	TIME OF DAY		
1 -	OUTLAP	24.302	104.0	17.005	95.3				15:31:10.547
2 -	19.401	23.257	105.0	16.268	96.4	58.926	77.40	3.436	15:32:09.473
3 -	18.657	22.122	106.0	16.048	97.1	56.827	80.26	1.337	15:33:06.300
4 -	18.398	22.142	105.8	16.266	97.5	56.806	80.29	1.316	15:34:03.106
5 -	18.482	21.656	105.8	15.896	98.1	56.034	81.39	0.544	15:34:59.140
6 -	18.466	22.335	106.5	16.118	98.3	56.919	80.13	1.429	15:35:56.059
7 -	18.244	21.939	104.6	15.798	97.9	55.981	81.47	0.491	15:36:52.040
8 -	18.568	21.874	106.1	15.896	98.2	56.338	80.95	0.848	15:37:48.378
9 -	18.835	26.756	93.7	21.543	28.5	1:07.134	67.94	11.644	15:38:55.512
10 -	OUTLAP	22.383	104.2	16.456	96.4	8:47.197	8.65	7:51.707	15:47:42.709
11 -	18.715	21.851	106.0	16.223	95.3	56.789	80.31	1.299	15:48:39.498
12 -	18.610	21.648	106.3	15.803	97.3	56.061	81.35	0.571	15:49:35.559
13 -	18.326	21.601	106.5	15.837	97.1	55.764	81.79	0.274	15:50:31.323
14 -	18.549	21.855	105.8	15.823	98.1	56.227	81.11	0.737	15:51:27.550
15 -	18.326	21.926	106.6	15.812	97.1	56.064	81.35	0.574	15:52:23.614
16 -	18.373	21.446	106.5	15.921	97.2	55.740	81.82	0.250	15:53:19.354
17 -	18.219	21.385	107.3	15.886	98.5	55.490 (1)	82.19		15:54:14.844
18 -	18.265	23.709	100.1	21.219	29.7	1:03.193	72.17	7.703	15:55:18.037
19 -	OUTLAP	21.514	106.5	16.001	97.8	1:11.303	63.96	15.813	15:56:29.340
20 -	18.279	21.585	106.5	15.668	97.9	55.532 (2)	82.13	0.042	15:57:24.872
21 -	18.197	21.525	106.3	15.948	97.9	55.670	81.93	0.180	15:58:20.542
22 -	18.171	21.569	106.3	15.823	97.1	55.563 (3)	82.08	0.073	15:59:16.105
23 -	22.326	36.404	33.7	31.631	24.9	1:30.361	50.47	34.871	16:00:46.466

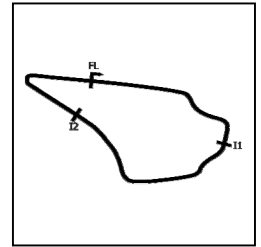
P12 33		JJ CUNNINGHAM				Honda - Thornycroft56 / JCRsupersport			
IDEAL LAP TIME : 55.709		BEST LAP TIME : 55.732		DIFFERENCE : 0.023					
LAP	SECTOR 1	SECTOR 2	SECTOR 3	LAP TIME	MPH	DIFF	TIME OF DAY		
1 -	OUTLAP	28.057	84.8	18.204	91.3				15:31:42.332
2 -	20.430	23.642	100.3	16.850	93.4	1:00.922	74.86	5.190	15:32:43.254
3 -	19.703	22.628	101.5	16.430	94.7	58.761	77.62	3.029	15:33:42.015
4 -	19.340	24.339	93.9	17.035	95.3	1:00.714	75.12	4.982	15:34:42.729
5 -	19.289	22.471	101.8	16.488	95.0	58.248	78.30	2.516	15:35:40.977
6 -	19.194	22.270	103.0	16.260	95.7	57.724	79.01	1.992	15:36:38.701
7 -	19.077	22.026	104.2	15.874	97.1	56.977	80.05	1.245	15:37:35.678
8 -	18.705	21.897	104.8	16.682	95.0	57.284	79.62	1.552	15:38:32.962
9 -	18.888	21.936	104.0	16.299	94.3	57.123	79.84	1.391	15:39:30.085
10 -	OUTLAP	23.208	102.1	16.359	96.6	7:50.126	9.70	6:54.394	15:47:20.211
11 -	18.700	22.876	103.4	16.232	98.5	57.808	78.90	2.076	15:48:18.019
12 -	18.515	22.003	106.0	15.818	99.2	56.336	80.96	0.604	15:49:14.355
13 -	18.658	21.883	106.3	15.775	97.5	56.316	80.99	0.584	15:50:10.671
14 -	19.362	21.939	105.6	16.092	98.5	57.393	79.47	1.661	15:51:08.064
15 -	18.448	21.648	106.6	15.636	98.2	55.732 (1)	81.84		15:52:03.796
16 -	19.387	22.314	106.3	15.988	98.1	57.689	79.06	1.957	15:53:01.485
17 -	18.738	22.016	104.3	16.011	98.6	56.765	80.35	1.033	15:53:58.250
18 -	18.619	21.680	106.1	15.774	99.2	56.073 (2)	81.34	0.341	15:54:54.323
19 -	18.507	22.061	105.0	15.738	98.2	56.306 (3)	81.00	0.574	15:55:50.629
20 -	18.425	22.430	103.5	16.123	98.3	56.978	80.05	1.246	15:56:47.607
21 -	18.568	22.011	105.3	17.176	98.3	57.755	78.97	2.023	15:57:45.362
22 -	18.645	22.222	105.5	16.150	97.8	57.017	79.99	1.285	15:58:42.379
23 -	18.637	22.771	101.5	16.052	98.6	57.460	79.37	1.728	15:59:39.839
24 -	25.788	26.255	89.5	24.278	25.5	1:16.321	59.76	20.589	16:00:56.160

MCRCB BULLETIN TK079

2021 Bennetts British Superbike Championship - Round 2

2021 Honda British Talent Cup

FREE PRACTICE 2 - SECTOR ANALYSIS



SECTOR 1 = FL to I1, SECTOR 2 = I1 to I2, SECTOR 3 = I2 to FL, DIFF = Difference To Personal Best Lap, P = Crossed Finish Line in Pit Lane, D = Time Disallowed

P13		7		Jamie LYONS		Honda - C&M Motors Ltd / Tooltec Racing			
IDEAL LAP TIME : 55.666		BEST LAP TIME : 55.748		DIFFERENCE : 0.082					
LAP	SECTOR 1	SECTOR 2		SECTOR 3		LAP TIME	MPH	DIFF	TIME OF DAY
1 -	OUTLAP	24.449	103.8	16.936	96.5				15:31:10.287
2 -	19.125	23.226	106.6	16.130	98.8	58.481	77.99	2.733	15:32:08.768
3 -	18.933	22.090	108.4	16.057	99.2	57.080	79.90	1.332	15:33:05.848
4 -	18.731	21.953	106.5	16.081	99.2	56.765	80.35	1.017	15:34:02.613
5 -	18.700	21.567	106.6	15.931	99.4	56.198	81.16	0.450	15:34:58.811
6 -	18.614	22.045	107.7	15.910	99.5	56.569	80.62	0.821	15:35:55.380
7 -	18.569	21.697	106.1	15.949	98.5	56.215	81.13	0.467	15:36:51.595
8 -	18.684	21.792	105.5	15.939	99.1	56.415	80.84	0.667	15:37:48.010
9 -	18.823	21.642	108.0	16.044	98.6	56.509	80.71	0.761	15:38:44.519
10 -	OUTLAP	22.776	106.0	16.460	95.3	8:34.860	8.85	7:39.112	15:47:19.379
11 -	19.241	22.586	104.5	16.037	99.2	57.864	78.82	2.116	15:48:17.243
12 -	18.605	21.856	105.3	15.882	97.3	56.343	80.95	0.595	15:49:13.586
13 -	18.571	21.613	105.1	15.938	98.2	56.122	81.27	0.374	15:50:09.708
14 -	18.678	21.809	106.3	15.913	98.6	56.400	80.87	0.652	15:51:06.108
15 -	18.459	21.694	107.5	15.918	98.8	56.071	81.34	0.323	15:52:02.179
16 -	18.542	21.825	106.0	15.810	97.8	56.177	81.19	0.429	15:52:58.356
17 -	18.387	21.584	105.3	15.777	97.9	55.748 (1)	81.81		15:53:54.104
18 -	18.374	21.601	106.8	17.703	97.9	57.678	79.07	1.930	15:54:51.782
19 -	18.582	21.675	105.3	15.909	96.9	56.166	81.20	0.418	15:55:47.948
20 -	18.525	21.615	105.1	15.853	97.2	55.993 (3)	81.45	0.245	15:56:43.941
21 -	18.447	21.962	103.7	15.924	97.8	56.333	80.96	0.585	15:57:40.274
22 -	18.496	21.652	104.6	15.951	97.9	56.099	81.30	0.351	15:58:36.373
23 -	18.396	21.638	105.3	15.725	98.2	55.759 (2)	81.80	0.011	15:59:32.132
24 -	19.041	27.971	53.8	30.815	22.8	1:17.827	58.60	22.079	16:00:49.959

P14		4		Sullivan MOUNSEY		Honda - iForce Lloyd & Jones			
IDEAL LAP TIME :		BEST LAP TIME : 55.961		DIFFERENCE :					
LAP	SECTOR 1	SECTOR 2		SECTOR 3		LAP TIME	MPH	DIFF	TIME OF DAY
1 -	OUTLAP		106.1	15.966	100.6				15:31:07.834
2 -			109.8	15.622	101.0	57.028	79.98	1.067	15:32:04.862
3 -			109.1	15.503	101.0	56.405	80.86	0.444	15:33:01.267
4 -			108.0	15.709	101.2	57.272	79.63	1.311	15:33:58.539
5 -			107.7	15.702	101.6	56.299	81.01	0.338	15:34:54.838
6 -			108.5	15.419	101.6	56.237	81.10	0.276	15:35:51.075
7 -			108.5	15.625	101.3	56.199 (3)	81.16	0.238	15:36:47.274
8 -			107.7	15.825	101.0	56.958	80.07	0.997	15:37:44.232
9 -			108.7	15.604	101.0	56.275	81.05	0.314	15:38:40.507
10 -	OUTLAP	22.545	107.8	15.905	102.7	10:02.341	7.57	9:06.380	15:48:42.848
11 -			108.2	15.496	101.2	56.266	81.06	0.305	15:49:39.114
12 -			109.4	15.612	101.8	56.172 (2)	81.19	0.211	15:50:35.286
13 -			107.8	15.640	101.2	55.961 (1)	81.50		15:51:31.247
14 -			107.3	16.133	101.5	57.382	79.48	1.421	15:52:28.629
15 -			108.2	15.832	101.2	56.562	80.63	0.601	15:53:25.191
16 -			108.5	15.761	101.3	56.334	80.96	0.373	15:54:21.525
17 -			109.1	15.569	101.9	56.304	81.00	0.343	15:55:17.829
18 -			109.1	15.636	101.3	56.299	81.01	0.338	15:56:14.128
19 -			109.2	15.669	102.6	56.333	80.96	0.372	15:57:10.461
20 -			107.5	15.779	101.2	56.399	80.87	0.438	15:58:06.860
21 -			107.5	15.603	101.3	56.275	81.05	0.314	15:59:03.135

Weather / Track : Cloudy / Dry

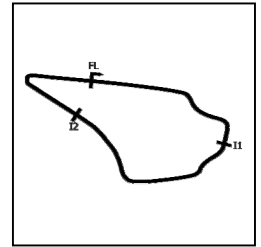
Knockhill
 Circuit Length = 1.2669 miles
 Start: 15:30 Flag 16:00 End: 16:01

MCRCB BULLETIN TK079

2021 Bennetts British Superbike Championship - Round 2

2021 Honda British Talent Cup

FREE PRACTICE 2 - SECTOR ANALYSIS



SECTOR 1 = FL to I1, SECTOR 2 = I1 to I2, SECTOR 3 = I2 to FL, DIFF = Difference To Personal Best Lap, P = Crossed Finish Line in Pit Lane, D = Time Disallowed

P15 96		Rossi BANHAM				Honda - MJL Racing			
IDEAL LAP TIME : 55.848		BEST LAP TIME : 55.970				DIFFERENCE : 0.122			
LAP	SECTOR 1	SECTOR 2		SECTOR 3		LAP TIME	MPH	DIFF	TIME OF DAY
1 -	OUTLAP	24.587	105.5	16.600	97.5				15:31:11.292
2 -	19.577	22.801	106.3	16.315	98.3	58.693	77.71	2.723	15:32:09.985
3 -	19.514	22.096	106.5	15.850	98.1	57.460	79.37	1.490	15:33:07.445
4 -	18.678	22.205	105.0	15.797	98.9	56.680	80.47	0.710	15:34:04.125
5 -	19.578	21.847	106.8	15.731	98.5	57.156	79.80	1.186	15:35:01.281
6 -	18.466	21.804	107.0	15.752	99.1	56.022 (2)	81.41	0.052	15:35:57.303
7 -	18.466	21.811	106.3	15.819	98.9	56.096 (3)	81.30	0.126	15:36:53.399
8 -	18.697	22.169	106.6	15.976	98.6	56.842	80.24	0.872	15:37:50.241
9 -	18.601	22.060	106.1	17.571	45.8	58.232	78.32	2.262	15:38:48.473
10 -	OUTLAP	22.663	104.8	16.104	96.1	8:36.585	8.82	7:40.615	15:47:25.058
11 -	18.481	21.981	105.6	15.739	97.6	56.201	81.15	0.231	15:48:21.259
12 -	18.680	22.978	105.8	15.866	97.5	57.524	79.29	1.554	15:49:18.783
13 -	18.514	21.990	106.5	15.712	97.9	56.216	81.13	0.246	15:50:14.999
14 -	18.507	21.776	105.1	15.907	97.3	56.190	81.17	0.220	15:51:11.189
15 -	18.678	22.951	104.0	15.840	96.5	57.469	79.36	1.499	15:52:08.658
16 -	18.720	22.003	106.1	16.020	98.1	56.743	80.38	0.773	15:53:05.401
17 -	18.416	21.874	105.3	15.912	97.5	56.202	81.15	0.232	15:54:01.603
18 -	18.492	21.753	105.5	15.725	97.3	55.970 (1)	81.49		15:54:57.573
19 -	18.589	21.765	104.5	15.988	96.8	56.342	80.95	0.372	15:55:53.915
20 -	18.507	21.790	103.5	15.937	96.9	56.234	81.10	0.264	15:56:50.149
21 -	18.551	21.995	104.3	15.940	96.6	56.486	80.74	0.516	15:57:46.635
22 -	18.458	22.013	105.0	15.852	97.2	56.323	80.98	0.353	15:58:42.958
23 -	18.383	22.093	105.1	15.933	97.6	56.409	80.85	0.439	15:59:39.367
24 -	19.110	26.648	89.1	25.224	25.3	1:10.982	64.25	15.012	16:00:50.349

P16 9		Bailey STUART-CAMPBELL				Honda - Team 151s			
IDEAL LAP TIME : 55.628		BEST LAP TIME : 55.997				DIFFERENCE : 0.369			
LAP	SECTOR 1	SECTOR 2		SECTOR 3		LAP TIME	MPH	DIFF	TIME OF DAY
1 -	OUTLAP	25.268	105.5	17.445	100.0				15:31:15.578
2 -	20.867	24.141	107.7	17.211	101.2	1:02.219	73.30	6.222	15:32:17.797
3 -	19.080	22.835	108.5	16.098	101.6	58.013	78.62	2.016	15:33:15.810
4 -	18.532	22.418	108.9	16.018	101.6	56.968	80.06	0.971	15:34:12.778
5 -	18.771	22.592	108.5	16.619	99.8	57.982	78.66	1.985	15:35:10.760
6 -	19.096	23.337	107.7	16.067	102.4	58.500	77.96	2.503	15:36:09.260
7 -	19.402	22.657	107.5	16.367	101.6	58.426	78.06	2.429	15:37:07.686
8 -	19.055	22.166	108.2	16.069	101.3	57.290	79.61	1.293	15:38:04.976
9 -	18.600	21.952	109.1	16.111	100.9	56.663	80.49	0.666	15:39:01.639
10 -	OUTLAP	23.198	107.3	16.341	101.0	8:30.913	8.92	7:34.916	15:47:32.552
11 -	18.544	21.937	108.7	16.249	100.9	56.730	80.40	0.733	15:48:29.282
12 -	18.238	21.623	110.9	16.231	101.3	56.092 (3)	81.31	0.095	15:49:25.374
13 -	18.363	21.964	107.7	16.118	101.6	56.445	80.80	0.448	15:50:21.819
14 -	18.140	22.273	106.1	16.219	100.9	56.632	80.53	0.635	15:51:18.451
15 -	18.196	21.661	110.1	16.180	100.4	56.037 (2)	81.39	0.040	15:52:14.488
16 -	18.246	22.172	107.2	16.197	101.5	56.615	80.56	0.618	15:53:11.103
17 -	19.876	22.854	108.7	16.176	101.3	58.906	77.43	2.909	15:54:10.009
18 -	20.188	23.602	102.4	22.998	30.6	1:06.788	68.29	10.791	15:55:16.797
19 -	OUTLAP	22.793	106.6	16.446	100.1	1:43.359	44.12	47.362	15:57:00.156
20 -	18.288	21.822	107.7	16.099	101.2	56.209	81.14	0.212	15:57:56.365
21 -	18.305	21.764	107.8	15.928	101.6	55.997 (1)	81.45		15:58:52.362
22 -	25.730	33.244	58.6	28.808	24.7	2:24.246	31.62	1:28.249	16:01:16.608

Weather / Track : Cloudy / Dry

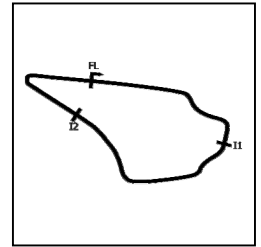
Knockhill
Circuit Length = 1.2669 miles
Start: 15:30 Flag 16:00 End: 16:01

MCRCB BULLETIN TK079

2021 Bennetts British Superbike Championship - Round 2

2021 Honda British Talent Cup

FREE PRACTICE 2 - SECTOR ANALYSIS



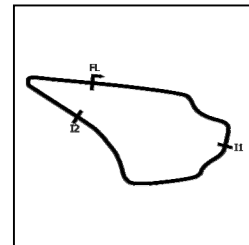
SECTOR 1 = FL to I1, SECTOR 2 = I1 to I2, SECTOR 3 = I2 to FL, DIFF = Difference To Personal Best Lap, P = Crossed Finish Line in Pit Lane, D = Time Disallowed

P17 23		Rhys STEPHENSON				Honda - Rocket Racing			
IDEAL LAP TIME : 55.659		BEST LAP TIME : 56.008		DIFFERENCE : 0.349					
LAP	SECTOR 1	SECTOR 2	SECTOR 3	LAP TIME	MPH	DIFF	TIME OF DAY		
1 -	OUTLAP	23.593	102.6	16.446	96.4				15:31:05.936
2 -	19.567	22.936	105.5	16.717	94.9	59.220	77.01	3.212	15:32:05.156
3 -	19.045	22.507	105.6	16.220	96.0	57.772	78.95	1.764	15:33:02.928
4 -	18.905	23.676	104.6	19.971	32.3	1:02.552	72.91	6.544	15:34:05.480
5 -	OUTLAP	22.993	105.0	16.082	98.9	1:15.340	60.54	19.332	15:35:20.820
6 -	18.989	23.101	106.6	16.477	99.2	58.567	77.87	2.559	15:36:19.387
7 -	20.273	23.398	104.8	16.219	96.6	59.890	76.15	3.882	15:37:19.277
8 -	19.117	22.494	104.6	16.437	96.6	58.048	78.57	2.040	15:38:17.325
9 -	19.600	22.535	104.8	16.079	96.6	58.214	78.35	2.206	15:39:15.539
10 -	OUTLAP	22.677	105.5	16.210	96.8	8:15.561	9.20	7:19.553	15:47:31.100
11 -	19.129	22.264	106.3	15.936	99.2	57.329	79.56	1.321	15:48:28.429
12 -	18.583	22.068	106.6	16.385	98.2	57.036	79.96	1.028	15:49:25.465
13 -	18.706	22.088	106.8	16.312	98.5	57.106	79.87	1.098	15:50:22.571
14 -	18.746	21.872	107.7	16.337	95.4	56.955	80.08	0.947	15:51:19.526
15 -	18.988	21.537	107.2	15.925	97.8	56.450	80.79	0.442	15:52:15.976
16 -	18.975	22.771	106.3	16.286	96.9	58.032	78.59	2.024	15:53:14.008
17 -	19.012	21.756	106.8	15.676	98.2	56.444	80.80	0.436	15:54:10.452
18 -	19.594	21.895	106.0	16.460	96.8	57.949	78.70	1.941	15:55:08.401
19 -	18.504	21.819	104.6	15.860	97.2	56.183 (2)	81.18	0.175	15:56:04.584
20 -	18.720	21.987	104.6	15.803	97.8	56.510	80.71	0.502	15:57:01.094
21 -	18.532	21.960	105.6	15.849	97.5	56.341 (3)	80.95	0.333	15:57:57.435
22 -	18.472	21.800	105.5	15.736	98.8	56.008 (1)	81.43		15:58:53.443
23 -	23.067	31.661	76.6	27.259	22.1	2:18.465	32.94	1:22.457	16:01:11.908

P18 29		Lucas BROWN				Honda - Amphibian Scaffolding / SP125 Racing			
IDEAL LAP TIME : 55.788		BEST LAP TIME : 56.025		DIFFERENCE : 0.237					
LAP	SECTOR 1	SECTOR 2	SECTOR 3	LAP TIME	MPH	DIFF	TIME OF DAY		
1 -	OUTLAP	23.905	102.9	16.931	96.4				15:31:05.463
2 -	19.841	22.948	105.8	16.822	96.5	59.611	76.51	3.586	15:32:05.074
3 -	18.841	22.466	106.1	15.918	96.9	57.225	79.70	1.200	15:33:02.299
4 -	19.070	23.804	105.0	16.083	97.9	58.957	77.36	2.932	15:34:01.256
5 -	18.724	22.238	105.0	16.144	98.2	57.106	79.87	1.081	15:34:58.362
6 -	18.535	22.791	108.0	15.986	99.5	57.312	79.58	1.287	15:35:55.674
7 -	18.450	21.913	105.8	16.094	98.5	56.457	80.78	0.432	15:36:52.131
8 -	19.036	21.770	107.0	15.716	99.8	56.522	80.69	0.497	15:37:48.653
9 -	18.616	22.048	107.2	15.732	98.6	56.396	80.87	0.371	15:38:45.049
10 -	OUTLAP	22.873	104.8	16.493	96.4	8:34.265	8.86	7:38.240	15:47:19.314
11 -	19.101	22.643	104.6	16.031	97.5	57.775	78.94	1.750	15:48:17.089
12 -	18.919	21.937	105.3	15.931	98.6	56.787	80.31	0.762	15:49:13.876
13 -	18.803	22.086	106.0	16.001	98.9	56.890	80.17	0.865	15:50:10.766
14 -	18.959	21.919	106.3	15.831	98.3	56.709	80.43	0.684	15:51:07.475
15 -	18.545	21.838	106.8	15.642	97.9	56.025 (1)	81.41		15:52:03.500
16 -	19.462	22.263	106.6	15.708	97.6	57.433	79.41	1.408	15:53:00.933
17 -	18.603	22.087	105.5	15.962	98.1	56.652	80.51	0.627	15:53:57.585
18 -	18.511	21.857	106.1	16.058	97.8	56.426	80.83	0.401	15:54:54.011
19 -	18.450	21.933	106.0	15.915	97.5	56.298 (2)	81.01	0.273	15:55:50.309
20 -	18.427	22.516	104.5	16.074	97.2	57.017	79.99	0.992	15:56:47.326
21 -	18.645	21.974	105.1	15.986	97.8	56.605	80.57	0.580	15:57:43.931
22 -	18.546	21.927	105.1	15.990	97.8	56.463	80.78	0.438	15:58:40.394
23 -	18.524	21.995	105.0	15.855	98.2	56.374 (3)	80.90	0.349	15:59:36.768
24 -	21.203	27.514	91.9	27.609	25.6	1:16.326	59.75	20.301	16:00:53.094

Weather / Track : Cloudy / Dry

Knockhill
Circuit Length = 1.2669 miles
Start: 15:30 Flag 16:00 End: 16:01



SECTOR 1 = FL to I1, SECTOR 2 = I1 to I2, SECTOR 3 = I2 to FL, DIFF = Difference To Personal Best Lap, P = Crossed Finish Line in Pit Lane, D = Time Disallowed

P19 66		Rossi DOBSON				Honda - WM Racing			
IDEAL LAP TIME : 56.260		BEST LAP TIME : 56.641		DIFFERENCE : 0.381					
LAP	SECTOR 1	SECTOR 2		SECTOR 3		LAP TIME	MPH	DIFF	TIME OF DAY
1 -	OUTLAP	26.115	103.2	17.826	98.5				15:31:12.685
2 -	20.724	23.770	106.6	16.904	99.8	1:01.398	74.28	4.757	15:32:14.083
3 -	19.671	23.022	108.2	16.500	99.7	59.193	77.05	2.552	15:33:13.276
4 -	19.543	22.746	108.0	16.247	99.8	58.536	77.91	1.895	15:34:11.812
5 -	19.588	22.589	108.4	17.258	100.6	59.435	76.74	2.794	15:35:11.247
6 -	19.386	23.442	107.3	16.461	101.5	59.289	76.93	2.648	15:36:10.536
7 -	19.237	22.818	106.0	16.237	100.1	58.292	78.24	1.651	15:37:08.828
8 -	19.113	22.333	106.5	16.206	100.3	57.652	79.11	1.011	15:38:06.480
9 -	18.880	22.413	107.2	16.097	99.4	57.390	79.47	0.749	15:39:03.870
10 -	OUTLAP	22.981	107.3	16.686	100.4	8:26.596	9.00	7:29.955	15:47:30.466
11 -	19.108	22.243	108.0	16.212	101.6	57.563	79.23	0.922	15:48:28.029
12 -	18.597	22.253	106.5	16.391	100.0	57.241	79.68	0.600	15:49:25.270
13 -	18.745	22.021	107.7	16.390	100.3	57.156	79.80	0.515	15:50:22.426
14 -	18.550	21.974	107.7	16.203	100.4	56.727 (2)	80.40	0.086	15:51:19.153
15 -	18.716	21.926	107.7	16.262	100.1	56.904 (3)	80.15	0.263	15:52:16.057
16 -	19.744	24.010	100.1	19.789	78.6	1:03.543	71.77	6.902	15:53:19.600
17 -	19.496	22.211	107.7	16.210	99.5	57.917	78.75	1.276	15:54:17.517
18 -	19.062	23.247	105.6	16.360	101.0	58.669	77.74	2.028	15:55:16.186
19 -	18.857	22.627	107.5	15.963	99.8	57.447	79.39	0.806	15:56:13.633
20 -	18.726	22.066	107.0	16.455	100.9	57.247	79.67	0.606	15:57:10.880
21 -	18.775	22.530	107.8	16.093	100.0	57.398	79.46	0.757	15:58:08.278
22 -	18.446	22.245	108.0	15.950	100.0	56.641 (1)	80.52		15:59:04.919
23 -	24.814	26.607	79.5	26.211	28.4	2:13.892	34.06	1:17.251	16:01:18.811

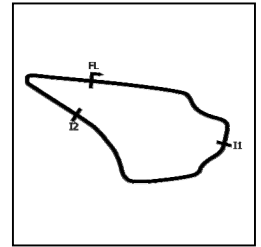
P20 44		Lucas HILL				Honda - Ashcourt Racing			
IDEAL LAP TIME : 56.704		BEST LAP TIME : 56.910		DIFFERENCE : 0.206					
LAP	SECTOR 1	SECTOR 2		SECTOR 3		LAP TIME	MPH	DIFF	TIME OF DAY
1 -	OUTLAP	26.332	102.6	16.875	97.2				15:31:16.495
2 -	20.729	24.867	95.8	23.096	27.6	1:08.692	66.39	11.782	15:32:25.187
3 -	OUTLAP	23.909	104.6	16.760	98.2	2:44.622	27.70	1:47.712	15:35:09.809
4 -	19.257	23.705	105.1	16.231	99.1	59.193	77.05	2.283	15:36:09.002
5 -	20.014	23.596	104.3	16.406	100.0	1:00.016	75.99	3.106	15:37:09.018
6 -	19.531	22.829	105.1	16.229	98.9	58.589	77.84	1.679	15:38:07.607
7 -	18.941	22.420	105.8	16.093	98.5	57.454	79.38	0.544	15:39:05.061
8 -	OUTLAP	24.217	104.3	16.275	97.9	9:00.182	8.44	8:03.272	15:48:05.243
9 -	19.045	22.873	106.5	16.150	98.3	58.068	78.54	1.158	15:49:03.311
10 -	18.854	22.473	105.5	16.042	98.5	57.369	79.50	0.459	15:50:00.680
11 -	18.822	23.278	106.5	16.340	98.9	58.440	78.04	1.530	15:50:59.120
12 -	18.967	22.453	105.6	16.082	97.5	57.502	79.32	0.592	15:51:56.622
13 -	19.552	23.064	105.1	16.194	97.8	58.810	77.55	1.900	15:52:55.432
14 -	18.760	22.453	105.6	15.904	98.8	57.117	79.85	0.207	15:53:52.549
15 -	18.817	22.470	105.8	18.715	98.1	1:00.002	76.01	3.092	15:54:52.551
16 -	18.714	22.318	105.6	15.956	98.1	56.988 (3)	80.03	0.078	15:55:49.539
17 -	18.876	23.095	103.4	16.634	96.0	58.605	77.82	1.695	15:56:48.144
18 -	18.617	22.221	105.5	16.076	96.9	56.914 (2)	80.14	0.004	15:57:45.058
19 -	18.579	22.401	105.5	15.930	98.6	56.910 (1)	80.14		15:58:41.968
20 -	18.695	22.345	106.0	16.106	97.9	57.146	79.81	0.236	15:59:39.114
21 -	26.943	30.910	54.2	28.654	21.0	1:26.507	52.72	29.597	16:01:05.621

MCRCB BULLETIN TK079

2021 Bennetts British Superbike Championship - Round 2

2021 Honda British Talent Cup

FREE PRACTICE 2 - SECTOR ANALYSIS



SECTOR 1 = FL to I1, SECTOR 2 = I1 to I2, SECTOR 3 = I2 to FL, DIFF = Difference To Personal Best Lap, P = Crossed Finish Line in Pit Lane, D = Time Disallowed

P21 99		Peter WILLIS				Honda - WM Racing			
IDEAL LAP TIME : 56.650		BEST LAP TIME : 56.923		DIFFERENCE : 0.273					
LAP	SECTOR 1	SECTOR 2		SECTOR 3		LAP TIME	MPH	DIFF	TIME OF DAY
1 -	OUTLAP	25.143	95.8	18.446	96.0				15:31:10.515
2 -	20.595	24.493	98.5	17.480	97.2	1:02.568	72.89	5.645	15:32:13.083
3 -	19.614	23.177	107.0	16.934	97.8	59.725	76.36	2.802	15:33:12.808
4 -	19.702	22.752	107.3	16.175	100.1	58.629	77.79	1.706	15:34:11.437
5 -	19.027	22.990	107.8	17.223	98.9	59.240	76.99	2.317	15:35:10.677
6 -	19.381	24.086	106.5	17.354	99.7	1:00.821	74.99	3.898	15:36:11.498
7 -	21.133	24.517	93.9	22.333	27.7	1:07.983	67.09	11.060	15:37:19.481
8 -	OUTLAP	22.621	106.5	16.821	96.8	1:16.490	59.63	19.567	15:38:35.971
9 -	19.274	22.727	106.6	17.003	97.2	59.004	77.30	2.081	15:39:34.975
10 -	OUTLAP	23.206	105.0	17.064	97.1	8:05.853	9.38	7:08.930	15:47:40.828
11 -	19.425	22.697	107.2	16.566	96.5	58.688	77.71	1.765	15:48:39.516
12 -	19.442	22.633	105.8	16.504	97.6	58.579	77.86	1.656	15:49:38.095
13 -	18.831	22.527	106.8	16.634	99.4	57.992	78.65	1.069	15:50:36.087
14 -	18.783	22.313	108.4	16.452	98.9	57.548	79.25	0.625	15:51:33.635
15 -	18.908	22.417	108.4	16.110	100.3	57.435	79.41	0.512	15:52:31.070
16 -	18.699	22.195	107.2	16.217	100.1	57.111 (3)	79.86	0.188	15:53:28.181
17 -	18.857	22.174	106.1	16.780	98.9	57.811	78.89	0.888	15:54:25.992
18 -	19.090	22.051	108.2	16.304	100.0	57.445	79.39	0.522	15:55:23.437
19 -	18.612	22.003	108.0	16.308	99.7	56.923 (1)	80.12		15:56:20.360
20 -	18.537	22.229	107.5	17.145	96.5	57.911	78.76	0.988	15:57:18.271
21 -	19.304	22.480	105.8	16.690	97.8	58.474	78.00	1.551	15:58:16.745
22 -	18.726	22.193	106.5	16.170	100.4	57.089 (2)	79.89	0.166	15:59:13.834

P22 5		Mason JOHNSON				Honda - Johnson Racing			
IDEAL LAP TIME : 56.962		BEST LAP TIME : 57.043		DIFFERENCE : 0.081					
LAP	SECTOR 1	SECTOR 2		SECTOR 3		LAP TIME	MPH	DIFF	TIME OF DAY
1 -	OUTLAP	25.811	100.7	17.443	94.3				15:32:01.382
2 -	19.478	23.007	103.4	16.411	95.8	58.896	77.44	1.853	15:33:00.278
3 -	19.558	23.461	101.3	16.178	96.6	59.197	77.04	2.154	15:33:59.475
4 -	18.860	22.800	102.9	16.356	96.5	58.016	78.61	0.973	15:34:57.491
5 -	18.734	23.100	101.2	20.379	36.0	1:02.213	73.31	5.170	15:35:59.704
6 -	OUTLAP	22.317	104.8	16.282	97.9	1:50.796	41.16	53.753	15:37:50.500
7 -	18.961	22.339	105.8	16.026	97.8	57.326 (2)	79.56	0.283	15:38:47.826
8 -	OUTLAP	22.981	102.7	17.033	94.2	8:33.199	8.88	7:36.156	15:47:21.025
9 -	18.756	22.674	105.3	16.093	98.5	57.523 (3)	79.29	0.480	15:48:18.548
10 -	18.619	22.394	105.1	16.030	96.5	57.043 (1)	79.95		15:49:15.591
11 -	19.603	26.737	79.7	21.222	39.2	1:07.562	67.51	10.519	15:50:23.153

P23 41		Luca HOPKINS				Honda - Wilson Racing			
IDEAL LAP TIME : 57.503		BEST LAP TIME : 57.600		DIFFERENCE : 0.097					
LAP	SECTOR 1	SECTOR 2		SECTOR 3		LAP TIME	MPH	DIFF	TIME OF DAY
1 -	OUTLAP	25.008	105.3	17.110	98.3				15:31:13.248
2 -	20.412	23.708	107.8	16.428	98.5	1:00.548	75.33	2.948	15:32:13.796
3 -	19.432	23.028	107.5	16.345	100.0	58.805 (3)	77.56	1.205	15:33:12.601
4 -	19.010	22.934	106.8	15.940	99.2	57.884 (2)	78.79	0.284	15:34:10.485
5 -	19.178	23.651	106.3	16.195	97.8	59.024	77.27	1.424	15:35:09.509
6 -	18.880	23.031	106.5	15.689	100.9	57.600 (1)	79.18		15:36:07.109

Weather / Track : Cloudy / Dry

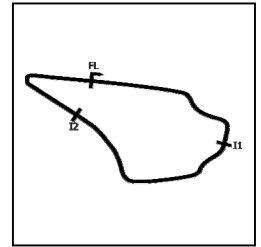
Knockhill
Circuit Length = 1.2669 miles
Start: 15:30 Flag 16:00 End: 16:01

MCRCB BULLETIN TK079

2021 Bennetts British Superbike Championship - Round 2

2021 Honda British Talent Cup

FREE PRACTICE 2 - SECTOR ANALYSIS



SECTOR 1 = FL to I1, SECTOR 2 = I1 to I2, SECTOR 3 = I2 to FL, DIFF = Difference To Personal Best Lap, P = Crossed Finish Line in Pit Lane, D = Time Disallowed

P24 2		Rhys COATES				Honda - Ernie Coates Race Support / SP125 Racing			
IDEAL LAP TIME : 57.621		BEST LAP TIME : 57.754		DIFFERENCE : 0.133					
LAP	SECTOR 1	SECTOR 2		SECTOR 3		LAP TIME	MPH	DIFF	TIME OF DAY
1 -	OUTLAP	24.667	105.3	17.290	98.3				15:31:09.431
2 -	19.666	23.750	106.8	16.821	99.7	1:00.237	75.71	2.483	15:32:09.668
3 -	20.090	23.548	104.8	17.092	98.3	1:00.730	75.10	2.976	15:33:10.398
4 -	19.445	23.275	105.0	16.739	97.3	59.459	76.71	1.705	15:34:09.857
5 -	19.484	23.810	104.2	16.779	97.9	1:00.073	75.92	2.319	15:35:09.930
6 -	19.604	23.950	105.5	17.266	99.8	1:00.820	74.99	3.066	15:36:10.750
7 -	19.921	23.104	105.8	16.757	98.5	59.782	76.29	2.028	15:37:10.532
8 -	19.564	22.951	105.6	16.562	98.2	59.077	77.20	1.323	15:38:09.609
9 -	19.388	22.950	106.0	16.781	97.1	59.119	77.15	1.365	15:39:08.728
10 -	OUTLAP	23.151	106.5	16.873	97.6	8:13.152	9.24	7:15.398	15:47:21.880
11 -	19.083	22.918	106.0	16.931	97.9	58.932	77.39	1.178	15:48:20.812
12 -	18.971	22.871	106.0	16.411	99.7	58.253 (3)	78.29	0.499	15:49:19.065
13 -	18.946	22.605	105.8	16.295	97.9	57.846 (2)	78.84	0.092	15:50:16.911
14 -	19.335	23.109	105.8	17.322	98.6	59.766	76.31	2.012	15:51:16.677
15 -	19.024	22.497	106.8	17.040	98.8	58.561	77.88	0.807	15:52:15.238
16 -	19.548	22.681	106.5	16.629	98.2	58.858	77.49	1.104	15:53:14.096
17 -	19.711	22.809	104.5	16.336	99.1	58.856	77.49	1.102	15:54:12.952
18 -	19.028	22.961	106.8	16.829	98.5	58.818	77.54	1.064	15:55:11.770
19 -	18.896	22.960	105.6	16.712	97.3	58.568	77.87	0.814	15:56:10.338
20 -	19.176	22.999	105.6	16.394	98.8	58.569	77.87	0.815	15:57:08.907
21 -	18.977	22.430	105.8	17.135	97.9	58.542	77.91	0.788	15:58:07.449
22 -	18.904	22.496	105.5	16.354	99.7	57.754 (1)	78.97		15:59:05.203

P25 51		Holly HARRIS				Honda - MJL Racing			
IDEAL LAP TIME : 57.470		BEST LAP TIME : 57.907		DIFFERENCE : 0.437					
LAP	SECTOR 1	SECTOR 2		SECTOR 3		LAP TIME	MPH	DIFF	TIME OF DAY
1 -									15:31:15.067
2 -						1:03.418	71.92	5.511	15:32:18.485
3 -						1:00.702	75.13	2.795	15:33:19.187
4 -						59.523	76.62	1.616	15:34:18.710
5 -						1:00.157	75.82	2.250	15:35:18.867
6 -						1:00.181	75.78	2.274	15:36:19.048
7 -						1:00.332	75.60	2.425	15:37:19.380
8 -						58.987	77.32	1.080	15:38:18.367
9 -						1:00.672	75.17	2.765	15:39:19.039
10 -	OUTLAP	23.740	106.6	16.783	97.6	8:27.274	8.99	7:29.367	15:47:46.313
11 -	19.966	23.078	107.8	15.859	100.9	58.903	77.43	0.996	15:48:45.216
12 -	19.580	22.833	106.8	16.575	98.1	58.988	77.32	1.081	15:49:44.204
13 -	19.424	22.854	107.3	15.992	101.6	58.270	78.27	0.363	15:50:42.474
14 -	19.362	22.890	108.5	15.809	100.7	58.061 (2)	78.55	0.154	15:51:40.535
15 -	19.941	23.061	107.8	16.003	100.6	59.005	77.30	1.098	15:52:39.540
16 -	19.824	22.854	107.7	16.060	101.5	58.738	77.65	0.831	15:53:38.278
17 -	19.633	22.835	107.3	16.017	100.7	58.485	77.98	0.578	15:54:36.763
18 -	19.568	22.667	108.5	16.111	100.7	58.346	78.17	0.439	15:55:35.109
19 -	19.567	22.715	108.4	16.026	100.6	58.308	78.22	0.401	15:56:33.417
20 -	19.292	22.947	107.5	15.982	101.0	58.221	78.34	0.314	15:57:31.638
21 -	19.106	22.836	107.2	16.221	99.8	58.163 (3)	78.41	0.256	15:58:29.801
22 -	19.285	22.925	106.8	15.697	101.5	57.907 (1)	78.76		15:59:27.708
23 -	20.273	28.815	54.2	32.171	23.7	1:21.259	56.13	23.352	16:00:48.967

Weather / Track : Cloudy / Dry

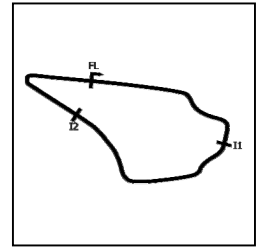
Knockhill
Circuit Length = 1.2669 miles
Start: 15:30 Flag 16:00 End: 16:01

MCRCB BULLETIN TK079

2021 Bennetts British Superbike Championship - Round 2

2021 Honda British Talent Cup

FREE PRACTICE 2 - SECTOR ANALYSIS



SECTOR 1 = FL to I1, SECTOR 2 = I1 to I2, SECTOR 3 = I2 to FL, DIFF = Difference To Personal Best Lap, P = Crossed Finish Line in Pit Lane, D = Time Disallowed

P26 61		Harrison MACKAY				Honda - True Heros Racing / Super Soco			
IDEAL LAP TIME : 57.765		BEST LAP TIME : 58.087		DIFFERENCE : 0.322					
LAP	SECTOR 1	SECTOR 2		SECTOR 3		LAP TIME	MPH	DIFF	TIME OF DAY
1 -	OUTLAP	23.674	105.6	17.297	98.3				15:32:22.413
2 -	19.807	22.889	106.5	16.442	99.5	59.138 (3)	77.12	1.051	15:33:21.551
3 -	19.555	23.212	105.6	16.474	99.4	59.241	76.99	1.154	15:34:20.792
4 -	19.426	22.411	106.3	16.518	100.6	58.355 (2)	78.16	0.268	15:35:19.147
5 -	20.200	23.359	107.2	16.763	99.7	1:00.322	75.61	2.235	15:36:19.469
6 -	20.840	22.986	106.6	16.223	101.5	1:00.049	75.95	1.962	15:37:19.518
7 -	19.432	22.269	106.6	16.386	99.1	58.087 (1)	78.52		15:38:17.605

P27 22		Anthony EAGLE				Honda - Microlise Cresswell Racing			
IDEAL LAP TIME : 58.020		BEST LAP TIME : 58.186		DIFFERENCE : 0.166					
LAP	SECTOR 1	SECTOR 2		SECTOR 3		LAP TIME	MPH	DIFF	TIME OF DAY
1 -	OUTLAP	25.067	102.9	17.980	96.0				15:32:20.472
2 -	19.835	23.662	104.2	16.590	96.8	1:00.087	75.90	1.901	15:33:20.559
3 -	19.503	23.769	103.4	16.783	96.5	1:00.055	75.94	1.869	15:34:20.614
4 -	20.023	23.019	103.5	17.044	97.2	1:00.086	75.90	1.900	15:35:20.700
5 -	19.724	23.044	105.1	16.938	96.9	59.706	76.39	1.520	15:36:20.406
6 -	20.508	22.967	104.5	16.701	97.1	1:00.176	75.79	1.990	15:37:20.582
7 -	19.502	22.846	104.6	16.445	96.1	58.793	77.57	0.607	15:38:19.375
8 -	19.560	23.748	104.5	17.595	93.5	1:00.903	74.89	2.717	15:39:20.278
9 -	OUTLAP	23.695	103.4	17.510	97.5	8:58.612	8.46	8:00.426	15:48:18.890
10 -	19.330	23.000	103.2	16.437	96.4	58.767	77.61	0.581	15:49:17.657
11 -	19.047	22.580	102.9	16.559	96.1	58.186 (1)	78.38		15:50:15.843
12 -	19.092	22.681	103.0	16.750	96.4	58.523 (2)	77.93	0.337	15:51:14.366
13 -	20.045	23.240	102.1	17.290	96.5	1:00.575	75.29	2.389	15:52:14.941
14 -	19.385	23.010	102.9	16.948	97.1	59.343	76.86	1.157	15:53:14.284
15 -	19.700	22.963	103.5	16.783	96.9	59.446	76.72	1.260	15:54:13.730
16 -	19.239	22.776	104.5	17.017	96.8	59.032	77.26	0.846	15:55:12.762
17 -	19.053	22.912	103.7	16.575	96.4	58.540 (3)	77.91	0.354	15:56:11.302
18 -	19.122	23.034	103.7	16.795	96.6	58.951	77.37	0.765	15:57:10.253
19 -	19.127	23.209	103.8	16.845	96.5	59.181	77.07	0.995	15:58:09.434
20 -	19.138	22.661	103.2	16.761	96.4	58.560	77.88	0.374	15:59:07.994

P28 8		Ross MOORE				Honda - B Moore Honda			
IDEAL LAP TIME : 58.381		BEST LAP TIME : 58.663		DIFFERENCE : 0.282					
LAP	SECTOR 1	SECTOR 2		SECTOR 3		LAP TIME	MPH	DIFF	TIME OF DAY
1 -	OUTLAP	25.946	102.2	17.948	96.0				15:31:14.680
2 -	20.881	24.565	103.0	17.491	95.4	1:02.937	72.47	4.274	15:32:17.617
3 -	20.142	24.470	102.1	16.876	96.4	1:01.488	74.17	2.825	15:33:19.105
4 -	20.770	24.498	102.4	16.981	97.8	1:02.249	73.27	3.586	15:34:21.354
5 -	20.055	24.013	103.5	16.925	97.2	1:00.993	74.78	2.330	15:35:22.347
6 -	19.788	23.481	105.1	20.868	36.1	1:04.137	71.11	5.474	15:36:26.484
7 -	OUTLAP	24.961	100.0	17.489	95.7	11:41.723	6.49	10:43.060	15:48:08.207
8 -	20.239	23.917	104.0	17.007	96.6	1:01.163	74.57	2.500	15:49:09.370
9 -	19.947	23.468	104.3	16.713	96.5	1:00.128	75.85	1.465	15:50:09.498
10 -	20.704	23.222	104.3	16.720	97.8	1:00.646	75.20	1.983	15:51:10.144
11 -	19.513	23.522	104.2	16.590	97.9	59.625	76.49	0.962	15:52:09.769
12 -	19.560	23.273	106.5	16.650	96.9	59.483	76.67	0.820	15:53:09.252
13 -	19.571	23.536	104.8	16.648	97.5	59.755	76.33	1.092	15:54:09.007
14 -	19.548	23.128	104.0	16.636	96.5	59.312	76.90	0.649	15:55:08.319
15 -	19.391	23.195	104.2	16.466	96.5	59.052 (2)	77.23	0.389	15:56:07.371
16 -	19.507	22.940	103.7	16.788	96.2	59.235 (3)	77.00	0.572	15:57:06.606
17 -	19.395	22.671	103.8	16.597	97.1	58.663 (1)	77.75		15:58:05.269
18 -	19.244	23.487	104.2	16.734	96.4	59.465	76.70	0.802	15:59:04.734

Weather / Track : Cloudy / Dry

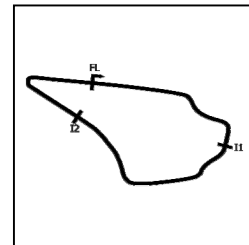
Knockhill
Circuit Length = 1.2669 miles
Start: 15:30 Flag 16:00 End: 16:01

MCRCB BULLETIN TK079

2021 Bennetts British Superbike Championship - Round 2

2021 Honda British Talent Cup

FREE PRACTICE 2 - SECTOR ANALYSIS



SECTOR 1 = FL to I1, SECTOR 2 = I1 to I2, SECTOR 3 = I2 to FL, DIFF = Difference To Personal Best Lap, P = Crossed Finish Line in Pit Lane, D = Time Disallowed

P29 65		Alexander ROWAN				Honda - Victoria House Mortimer Racing			
IDEAL LAP TIME : 1:01.864		BEST LAP TIME : 1:02.336		DIFFERENCE : 0.472					
LAP	SECTOR 1	SECTOR 2		SECTOR 3		LAP TIME	MPH	DIFF	TIME OF DAY
1 -	OUTLAP	25.235	104.2	17.804	97.9				15:31:55.511
2 -	21.433	24.852	104.5	18.265	94.6	1:04.550	70.66	2.214	15:33:00.061
3 -	21.153	25.232	104.3	17.182	100.6	1:03.567	71.75	1.231	15:34:03.628
4 -	21.490	24.610	104.8	17.388	98.8	1:03.488	71.84	1.152	15:35:07.116
5 -	21.080	24.891	106.6	17.325	100.0	1:03.296	72.06	0.960	15:36:10.412
6 -	21.299	24.449	104.8	17.433	98.5	1:03.181	72.19	0.845	15:37:13.593
7 -	21.219	24.629	105.1	17.581	97.9	1:03.429	71.90	1.093	15:38:17.022
8 -	21.243	24.693	106.6	17.806	97.5	1:03.742	71.55	1.406	15:39:20.764
9 -	OUTLAP	26.136	103.2	18.228	94.7	8:31.699	8.91	7:29.363	15:47:52.463
10 -	21.288	24.586	104.8	17.283	98.1	1:03.157	72.21	0.821	15:48:55.620
11 -	20.565	24.512	104.0	17.259	97.9	1:02.336 (1)	73.16		15:49:57.956
12 -	21.070	24.484	105.0	17.175	98.9	1:02.729 (3)	72.71	0.393	15:51:00.685
13 -	20.905	24.495	104.5	16.977	98.3	1:02.377 (2)	73.12	0.041	15:52:03.062
14 -	21.250	24.462	105.6	17.224	98.6	1:02.936	72.47	0.600	15:53:05.998
15 -	20.928	24.322	106.0	17.567	98.1	1:02.817	72.60	0.481	15:54:08.815
16 -	21.700	24.493	103.2	18.161	96.4	1:04.354	70.87	2.018	15:55:13.169
17 -	21.091	24.322	105.3	21.690	29.6	1:07.103	67.97	4.767	15:56:20.272

Weather / Track : Cloudy / Dry

Knockhill
 Circuit Length = 1.2669 miles
 Start: 15:30 Flag 16:00 End: 16:01

MCRCB BULLETIN TK080**2021 Bennetts British Superbike Championship - Round 2****2021 Honda British Talent Cup****FREE PRACTICE 2 - BEST SECTORS**

SECTOR 1			SECTOR 2			SECTOR 3			IDEAL / BEST COMPARISON						
POS	NO	NAME	TIME	NO	NAME	TIME	NO	NAME	TIME	POS	NO	NAME	IDEAL	BEST	DIFF
												PERFECT LAP	54.542		
1	52	BELFORD	17.896	52	BELFORD	21.364	57	GARNESS	15.282	1	52	BELFORD	54.727	54.960	0.233
2	43	HITCHCOCK	17.909	15	CROSBY	21.385	74	BROWN	15.334	2	43	HITCHCOCK	54.857	55.023	0.166
3	67	O'GORMAN	17.945	24	BUCHANAN	21.415	21	JEFFREY	15.361	3	67	O'GORMAN	54.977	55.074	0.097
4	24	BUCHANAN	17.995	34	COOK	21.448	4	MOUNSEY	15.419	4	24	BUCHANAN	54.987	55.130	0.143
5	74	BROWN	18.059	53	VEIJER	21.500	43	HITCHCOCK	15.420	5	74	BROWN	55.016	55.170	0.154
6	9	STUART-CAMPBEL	18.077	43	HITCHCOCK	21.528	67	O'GORMAN	15.425	6	21	JEFFREY	55.122	55.446	0.324
7	21	JEFFREY	18.135	48	WALKER	21.531	52	BELFORD	15.467	7	57	GARNESS	55.207	55.446	0.239
8	57	GARNESS	18.137	23	STEPHENSON	21.537	53	VEIJER	15.519	8	15	CROSBY	55.224	55.490	0.266
9	15	CROSBY	18.171	7	LYONS	21.567	24	BUCHANAN	15.577	9	53	VEIJER	55.333	55.468	0.135
10	48	WALKER	18.173	67	O'GORMAN	21.607	33	CUNNINGHAM	15.636	10	34	COOK	55.384	55.405	0.021
11	34	COOK	18.227	74	BROWN	21.623	29	BROWN	15.642	11	48	WALKER	55.386	55.423	0.037
12	53	VEIJER	18.314	9	STUART-CAMPBEL	21.623	15	CROSBY	15.668	12	9	STUART-CAMPBELL	55.628	55.997	0.369
13	7	LYONS	18.374	21	JEFFREY	21.626	23	STEPHENSON	15.676	13	23	STEPHENSON	55.659	56.008	0.349
14	96	BANHAM	18.383	33	CUNNINGHAM	21.648	48	WALKER	15.682	14	7	LYONS	55.666	55.748	0.082
15	66	DOBSON	18.417	29	BROWN	21.719	41	HOPKINS	15.689	15	33	CUNNINGHAM	55.709	55.732	0.023
16	33	CUNNINGHAM	18.425	96	BANHAM	21.753	51	HARRIS	15.697	16	29	BROWN	55.788	56.025	0.237
17	29	BROWN	18.427	57	GARNESS	21.788	34	COOK	15.709	17	96	BANHAM	55.848	55.970	0.122
18	23	STEPHENSON	18.446	66	DOBSON	21.909	96	BANHAM	15.712	18	66	DOBSON	56.260	56.641	0.381
19	99	WILLIS	18.537	99	WILLIS	22.003	7	LYONS	15.725	19	99	WILLIS	56.650	56.923	0.273
20	44	HILL	18.579	61	MACKAY	22.116	44	HILL	15.904	20	44	HILL	56.704	56.910	0.206
21	5	JOHNSON	18.619	44	HILL	22.221	9	STUART-CAMPBEL	15.928	21	5	JOHNSON	56.962	57.043	0.081
22	41	HOPKINS	18.880	5	JOHNSON	22.317	66	DOBSON	15.934	22	51	HARRIS	57.470	57.907	0.437
23	2	COATES	18.896	2	COATES	22.430	5	JOHNSON	16.026	23	41	HOPKINS	57.503	57.600	0.097
24	22	EAGLE	19.003	4	MOUNSEY	22.545	99	WILLIS	16.110	24	2	COATES	57.621	57.754	0.133
25	51	HARRIS	19.106	22	EAGLE	22.580	61	MACKAY	16.223	25	61	MACKAY	57.765	58.087	0.322
26	8	MOORE	19.244	51	HARRIS	22.667	2	COATES	16.295	26	22	EAGLE	58.020	58.186	0.166
27	61	MACKAY	19.426	8	MOORE	22.671	22	EAGLE	16.437	27	8	MOORE	58.381	58.663	0.282
28	65	ROWAN	20.565	41	HOPKINS	22.934	8	MOORE	16.466	28	65	ROWAN	1:01.864	1:02.336	0.472
29				65	ROWAN	24.322	65	ROWAN	16.977	29	4	MOUNSEY		55.961	

Weather / Track : Cloudy / Dry

Knockhill

Circuit Length = 1.2669 miles

Start: 15:30 Flag 16:00 End: 16:01

Results can be found at www.tsl-timing.com

Printed - 16:03 Saturday, 10 July 2021

MCRCB BULLETIN TK081**2021 Bennetts British Superbike Championship - Round 2****2021 Honda British Talent Cup****FREE PRACTICE 2 - BEST SPEEDS**

POS	INTERMEDIATE 1			INTERMEDIATE 2			FINISH LINE		
	NO	NAME	MPH	NO	NAME	MPH	NO	NAME	MPH
1				57	GARNESS	113.5	57	GARNESS	106.3
2				53	VEIJER	110.9	21	JEFFREY	103.4
3				9	STUART-CAMPBELL	110.9	52	BELFORD	102.9
4				52	BELFORD	110.7	43	HITCHCOCK	102.7
5				48	WALKER	110.7	4	MOUNSEY	102.7
6				21	JEFFREY	110.7	67	O'GORMAN	102.6
7				24	BUCHANAN	110.1	53	VEIJER	102.6
8				67	O'GORMAN	110.0	9	STUART-CAMPBELL	102.4
9				4	MOUNSEY	109.8	24	BUCHANAN	102.2
10				43	HITCHCOCK	109.6	48	WALKER	102.2
11				74	BROWN	109.4	74	BROWN	101.9
12				34	COOK	108.5	66	DOBSON	101.6
13				51	HARRIS	108.5	51	HARRIS	101.6
14				7	LYONS	108.4	61	MACKAY	101.5
15				66	DOBSON	108.4	41	HOPKINS	100.9
16				99	WILLIS	108.4	34	COOK	100.7
17				29	BROWN	108.0	65	ROWAN	100.6
18				41	HOPKINS	107.8	99	WILLIS	100.4
19				23	STEPHENSON	107.7	44	HILL	100.0
20				61	MACKAY	107.7	29	BROWN	99.8
21				15	CROSBY	107.3	2	COATES	99.8
22				2	COATES	107.2	7	LYONS	99.5
23				96	BANHAM	107.0	33	CUNNINGHAM	99.2
24				33	CUNNINGHAM	106.6	23	STEPHENSON	99.2
25				65	ROWAN	106.6	96	BANHAM	99.1
26				44	HILL	106.5	15	CROSBY	98.5
27				8	MOORE	106.5	5	JOHNSON	98.5
28				5	JOHNSON	105.8	8	MOORE	97.9
29				22	EAGLE	105.1	22	EAGLE	97.5

Weather / Track : Cloudy / Dry

Results can be found at www.tsl-timing.comKnockhill
Circuit Length = 1.2669 miles
Start: 15:30 Flag 16:00 End: 16:01

Printed - 16:05 Saturday, 10 July 2021

MCRCB BULLETIN TK082

2021 Bennetts British Superbike Championship - Round 2

2021 Honda British Talent Cup

FREE PRACTICE 2 - STATISTICS

Competitors Started 29
Planned Start 2021-07-10 @ 15:30:00.000
Actual Start 2021-07-10 @ 15:30:01.996
Finish Time 2021-07-10 @ 16:00:28.512
Track Length 1.2669mi.
Total Laps 603
Total Distance Covered 763.9864mi.

Session Fastest Lap History

NO	NAME	LAP TIME	TIME OF DAY	LAP	VEHICLE
57	Johnny GARNESS	57.311	15:32:01.730	2	Honda
4	Sullivan MOUNSEY	57.028	15:32:04.885	2	Honda
4	Sullivan MOUNSEY	56.405	15:33:01.290	3	Honda
43	Ryan HITCHCOCK	56.165	15:34:04.154	4	Honda
52	Evan BELFORD	56.051	15:34:58.128	5	Honda
15	Harrison CROSBY	56.034	15:34:59.162	5	Honda
21	Troy JEFFREY	55.956	15:35:42.629	5	Honda
57	Johnny GARNESS	55.748	15:35:48.711	6	Honda
52	Evan BELFORD	55.569	15:36:50.116	7	Honda
24	Cormac BUCHANAN	55.415	15:36:50.369	7	Honda
52	Evan BELFORD	55.374	15:38:42.447	9	Honda
52	Evan BELFORD	54.960	15:49:20.171	12	Honda

Flag History

TYPE	TIME OF DAY
GREEN	15:30:01.996
RED	15:39:39.641
GREEN	15:46:02.516
RED	15:59:47.999
FINISH	16:00:28.512

Flag Statistics

TYPE	COUNT	TOTAL LAPS	TOTAL TIME
Green	2	24	23:23.127
Red	2	0	7:03.388
Safety Car	0	0	0.000
FCY	0	0	0.000

Weather / Track : Cloudy / Dry

Results can be found at www.tsl-timing.com

Knockhill
Circuit Length = 1.2669 miles
Start: 15:30 Flag 16:00 End: 16:01

Printed - 16:05 Saturday, 10 July 2021

MCRCB BULLETIN TK083

2021 Bennetts British Superbike Championship - Round 2

2021 Honda British Talent Cup

FREE PRACTICE 2 - SESSION NOTES

TIME	MESSAGE
15:33:19	#51 NO WORKING TRANSPONDER
15:36:54	NO. 41 - FALLER AT T3 - RIDER OK
15:40:39	NO. 61 FALLER AT TURN 9 - RIDER BEING ASSESSED
15:48:47	NO. 24 - EXCEEDED TRACK LIMITS - TURN 3 - LAPTIME CANCELLED
16:00:18	END OF SESSION

Weather / Track : Cloudy / Dry

Results can be found at www.tsl-timing.com

Knockhill
Circuit Length = 1.2669 miles
Start: 15:30 Flag 16:00 End: 16:01

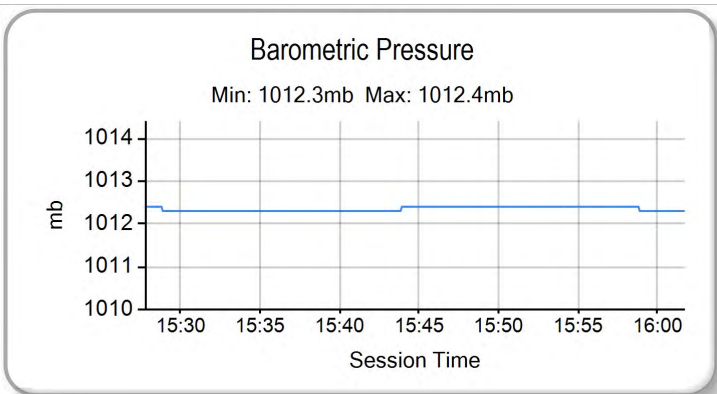
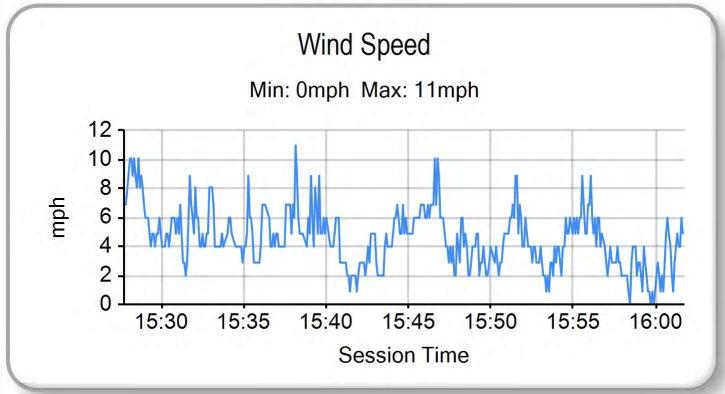
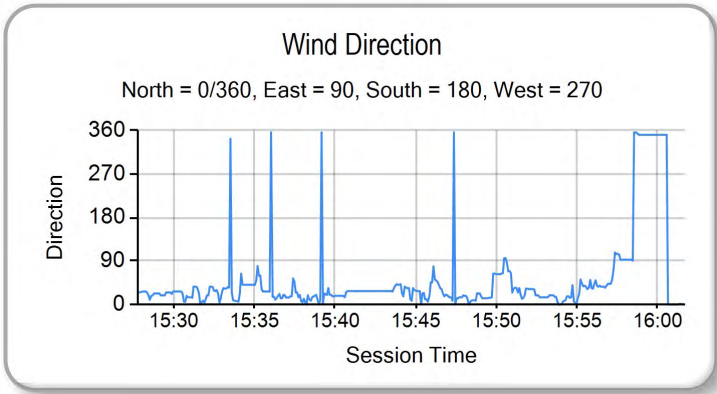
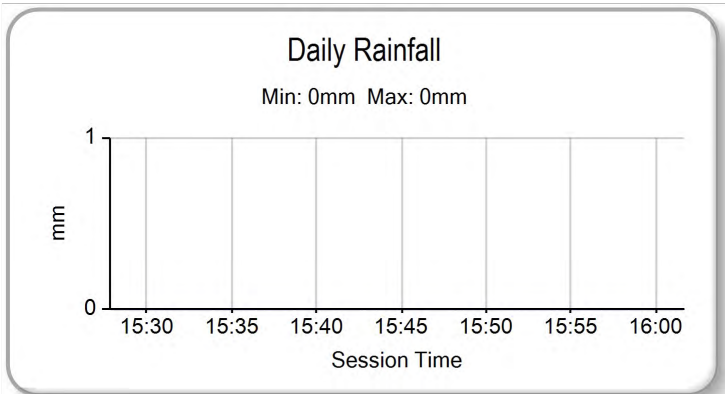
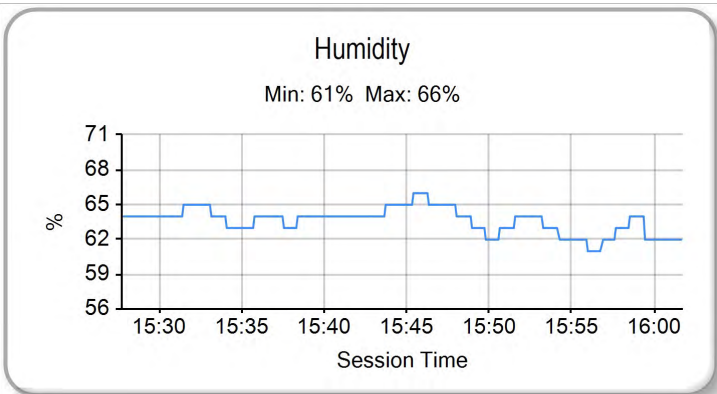
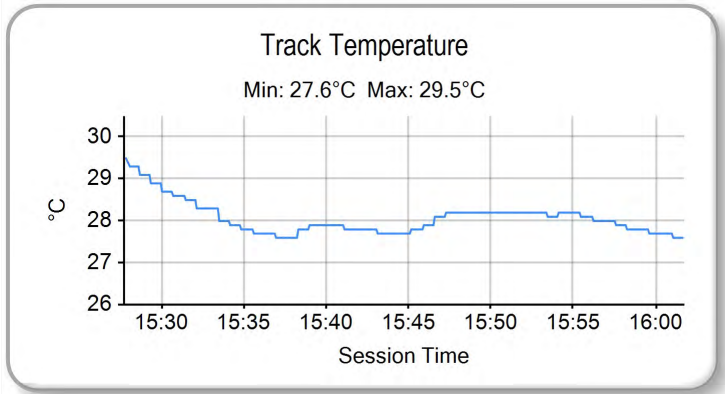
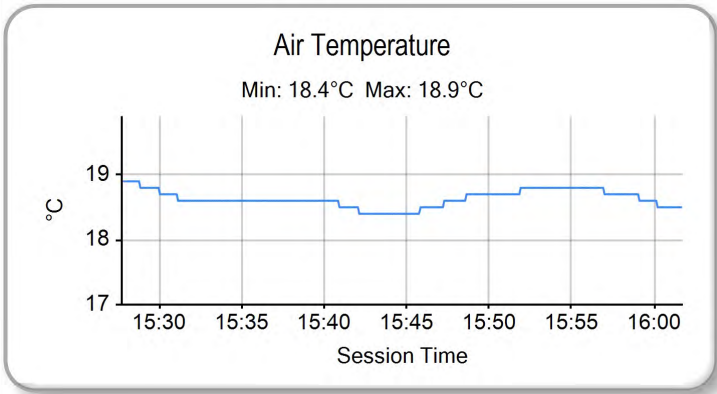
Printed - 16:05 Saturday, 10 July 2021

MCRCB BULLETIN TK084

2021 Bennetts British Superbike Championship - Round 2

2021 Honda British Talent Cup

FREE PRACTICE 2 - WEATHER CONDITIONS



Weather / Track : Cloudy / Dry

Results can be found at www.tsl-timing.com

Knockhill
Circuit Length = 1.2669 miles
Start: 15:30 Flag 16:00 End: 16:01

Printed - 16:06 Saturday, 10 July 2021

FREE PRACTICE - COMBINED CLASSIFICATION

POS	NO	NAME	NAT	ENTRY	FIRST		SECOND			DIFF
					TIME	LAPS	TIME	LAPS	GAP	
1	52	Evan BELFORD	GBR	Honda - City Lifting by RS Racing	55.316	23	54.960	24		
2	43	Ryan HITCHCOCK	GBR	Honda - Wilson Racing	56.256	26	55.023	23	0.063	0.063
3	67	Casey O'GORMAN	GBR	Honda - Microlise Cresswell Racing	58.102	5	55.074	22	0.114	0.051
4	24	Cormac BUCHANAN	NZL	Honda - Microlise Cresswell Racing	55.457	27	55.130	24	0.170	0.056
5	74	Carter BROWN	GBR	Honda - City Lifting by RS Racing	56.424	5	55.170	24	0.210	0.040
6	34	James COOK	GBR	Honda - Wilson Racing	55.929	26	55.405	19	0.445	0.235
7	48	Ollie WALKER	GBR	Honda - Moto Rapido / SP125 Racing	55.823	26	55.423	21	0.463	0.018
8	21	Troy JEFFREY	GBR	Honda - Stiggmotosport	55.835	24	55.446	24	0.486	0.023
9	57	Johnny GARNES	GBR	Honda - City Lifting by RS Racing	56.698	24	55.446	25	0.486	0.000
10	53	Kiyano VEIJER	NLD	Honda - Microlise Cresswell Racing	56.932	24	55.468	22	0.508	0.022
11	15	Harrison CROSBY	GBR	Honda - Banks Racing	57.829	3	55.490	23	0.530	0.022
12	33	JJ CUNNINGHAM	GBR	Honda - Thornycroft56 / JCRsupersport	56.508	24	55.732	24	0.772	0.242
13	7	Jamie LYONS	GBR	Honda - C&M Motors Ltd / Tooltec Racing	56.295	26	55.748	24	0.788	0.016
14	4	Sullivan MOUNSEY	GBR	Honda - iForce Lloyd & Jones	56.577	26	55.961	21	1.001	0.213
15	96	Rossi BANHAM	GBR	Honda - MJL Racing	56.471	24	55.970	24	1.010	0.009
16	9	Bailey STUART-CAMPBELL	GBR	Honda - Team 151s	56.225	25	55.997	22	1.037	0.027
17	23	Rhys STEPHENSON	GBR	Honda - Rocket Racing	56.445	24	56.008	23	1.048	0.011
18	29	Lucas BROWN	GBR	Honda - Amphibian Scaffolding / SP125 Racing	56.135	26	56.025	24	1.065	0.017
19	66	Rossi DOBSON	GBR	Honda - WM Racing	56.508	25	56.641	23	1.548	0.483
20	44	Lucas HILL	GBR	Honda - Ashcourt Racing	57.526	24	56.910	21	1.950	0.402
21	99	Peter WILLIS	GBR	Honda - WM Racing	57.053	23	56.923	22	1.963	0.013
22	5	Mason JOHNSON	GBR	Honda - Johnson Racing	58.391	9	57.043	11	2.083	0.120
23	41	Luca HOPKINS	GBR	Honda - Wilson Racing	57.055	24	57.600	6	2.095	0.012
24	79	Harley McCABE	GBR	Honda - MLav VisionTrack Academy	57.144	14		0	2.184	0.089
25	2	Rhys COATES	GBR	Honda - Ernie Coates Race Support / SP125 Racing	57.809	24	57.754	22	2.794	0.610
26	51	Holly HARRIS	GBR	Honda - MJL Racing	58.177	23	57.907	23	2.947	0.153
27	61	Harrison MACKAY	GBR	Honda - True Heros Racing / Super Soco	57.937	24	58.087	7	2.977	0.030
28	22	Anthony EAGLE	GBR	Honda - Microlise Cresswell Racing	59.537	23	58.186	20	3.226	0.249
29	8	Ross MOORE	GBR	Honda - B Moore Honda		1	58.663	18	3.703	0.477

QUALIFYING LAPTIME (110.0% of 54.960) = 1:00.456

30	65	Alexander ROWAN	GBR	Honda - Victoria House Mortimer Racing	1:01.883	17	1:02.336	17	6.923	3.220
----	----	-----------------	-----	--	-----------------	----	----------	----	--------------	-------

Weather / Track : Cloudy / Dry

These results are provisional until the conclusion of any judicial and technical matters.

Knockhill

Circuit Length = 1.2669 miles

Start: 15:30 Flag 16:00 End: 16:01

Race Director : Stuart Higgs

Stewards :

Timekeeper : Richard Evans

QUALIFYING - CLASSIFICATION

POS	NO	NAME	NAT	ENTRY	TIME	ON	LAPS	GAP	DIFF	MPH
1	52	Evan BELFORD	GBR	Honda - City Lifting by RS Racing	57.409	22	23			79.44
2	29	Lucas BROWN	GBR	Honda - Amphibian Scaffolding / SP125 Racing	58.038	24	24	0.629	0.629	78.58
3	21	Troy JEFFREY	GBR	Honda - Stiggymotorsport	58.089	19	23	0.680	0.051	78.51
4	74	Carter BROWN	GBR	Honda - City Lifting by RS Racing	58.094	21	23	0.685	0.005	78.51
5	9	Bailey STUART-CAMPBELL	GBR	Honda - Team 151s	58.683	23	23	1.274	0.589	77.72
6	24	Cormac BUCHANAN	NZL	Honda - Microlise Cresswell Racing	58.705	15	17	1.296	0.022	77.69
7	15	Harrison CROSBY	GBR	Honda - Banks Racing	58.818	20	21	1.409	0.113	77.54
8	4	Sullivan MOUNSEY	GBR	Honda - iForce Lloyd & Jones	58.971	20	21	1.562	0.153	77.34
9	34	James COOK	GBR	Honda - Wilson Racing	59.161	20	22	1.752	0.190	77.09
10	57	Johnny GARNES	GBR	Honda - City Lifting by RS Racing	59.348	20	21	1.939	0.187	76.85
11	96	Rossi BANHAM	GBR	Honda - MJL Racing	59.400	22	22	1.991	0.052	76.78
12	43	Ryan HITCHCOCK	GBR	Honda - Wilson Racing	59.435	23	23	2.026	0.035	76.74
13	23	Rhys STEPHENSON	GBR	Honda - Rocket Racing	59.596	21	23	2.187	0.161	76.53
14	41	Luca HOPKINS	GBR	Honda - Wilson Racing	1:00.089	21	22	2.680	0.493	75.90
15	33	JJ CUNNINGHAM	GBR	Honda - Thorneycroft56 / JCRsupersport	1:00.095	16	22	2.686	0.006	75.89
16	66	Rossi DOBSON	GBR	Honda - WM Racing	1:00.138	23	23	2.729	0.043	75.84
17	7	Jamie LYONS	GBR	Honda - C&M Motors Ltd / Tooltec Racing	1:00.198	15	16	2.789	0.060	75.76
18	48	Ollie WALKER	GBR	Honda - Moto Rapido / SP125 Racing	1:00.255	21	23	2.846	0.057	75.69
19	53	Kiyano VEIJER	NLD	Honda - Microlise Cresswell Racing	1:00.563	18	20	3.154	0.308	75.31
20	2	Rhys COATES	GBR	Honda - Ernie Coates Race Support / SP125 Racing	1:00.708	22	23	3.299	0.145	75.13
21	44	Lucas HILL	GBR	Honda - Ashcourt Racing	1:00.739	20	20	3.330	0.031	75.09
22	5	Mason JOHNSON	GBR	Honda - Johnson Racing	1:01.066	20	21	3.657	0.327	74.69
23	79	Harley McCABE	GBR	Honda - MLav VisionTrack Academy	1:02.015	19	21	4.606	0.949	73.54
24	22	Anthony EAGLE	GBR	Honda - Microlise Cresswell Racing	1:02.337	11	17	4.928	0.322	73.16
25	8	Ross MOORE	GBR	Honda - B Moore Honda	1:02.436	20	22	5.027	0.099	73.05

QUALIFYING LAPTIME (110.0% of 57.409) = 1:03.149

26	51	Holly HARRIS	GBR	Honda - MJL Racing	1:03.433	19	21	6.024	0.997	71.90
27	61	Harrison MACKAY	GBR	Honda - True Heros Racing / Super Soco	1:04.195	17	21	6.786	0.762	71.05
28	65	Alexander ROWAN	GBR	Honda - Victoria House Mortimer Racing	1:05.144	11	14	7.735	0.949	70.01

Weather / Track : Cloudy / Wet

These results are provisional until the conclusion of any judicial and technical matters.

Knockhill

Circuit Length = 1.2669 miles

Start: 09:00 Flag 09:25 End: 09:26

Race Director : Stuart Higgs

Stewards :

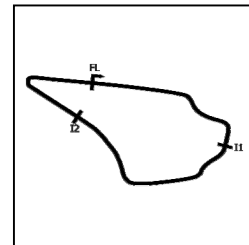
Timekeeper : Richard Evans

MCRCB BULLETIN TK121

2021 Bennetts British Superbike Championship - Round 2

2021 Honda British Talent Cup

QUALIFYING - SECTOR ANALYSIS



SECTOR 1 = FL to I1, SECTOR 2 = I1 to I2, SECTOR 3 = I2 to FL, DIFF = Difference To Personal Best Lap, P = Crossed Finish Line in Pit Lane, D = Time Disallowed

P1 52		Evan BELFORD				Honda - City Lifting by RS Racing			
IDEAL LAP TIME : 57.409		BEST LAP TIME : 57.409		DIFFERENCE : 0.000					
LAP	SECTOR 1	SECTOR 2		SECTOR 3		LAP TIME	MPH	DIFF	TIME OF DAY
1 -	OUTLAP	31.134	101.9	20.354	98.3				09:01:44.385
2 -	24.773	28.462	105.0	19.541	96.6	1:12.776	62.67	15.367	09:02:57.161
3 -	23.695	27.882	106.5	19.284	99.2	1:10.861	64.36	13.452	09:04:08.022
4 -	23.356	27.381	104.5	18.792	99.8	1:09.529	65.60	12.120	09:05:17.551
5 -	22.784	26.631	105.5	18.884	99.2	1:08.299	66.78	10.890	09:06:25.850
6 -	22.449	26.473	104.6	18.776	100.1	1:07.698	67.37	10.289	09:07:33.548
7 -	22.080	25.977	104.8	18.493	100.3	1:06.550	68.53	9.141	09:08:40.098
8 -	21.924	26.903	97.8	18.646	100.3	1:07.473	67.59	10.064	09:09:47.571
9 -	21.749	26.141	106.0	18.074	100.9	1:05.964	69.14	8.555	09:10:53.535
10 -	21.643	26.353	106.3	18.014	100.7	1:06.010	69.09	8.601	09:11:59.545
11 -	21.126	25.016	106.3	17.816	100.4	1:03.958	71.31	6.549	09:13:03.503
12 -	21.095	24.875	106.3	17.513	100.7	1:03.483	71.84	6.074	09:14:06.986
13 -	20.505	24.339	106.5	17.324	101.8	1:02.168	73.36	4.759	09:15:09.154
14 -	20.424	24.119	108.2	17.079	102.6	1:01.622	74.01	4.213	09:16:10.776
15 -	20.201	24.692	108.5	17.176	101.2	1:02.069	73.48	4.660	09:17:12.845
16 -	19.896	23.378	107.3	16.969	101.6	1:00.243	75.71	2.834	09:18:13.088
17 -	19.809	24.584	106.0	17.022	101.5	1:01.415	74.26	4.006	09:19:14.503
18 -	19.561	23.584	106.8	16.783	101.9	59.928	76.10	2.519	09:20:14.431
19 -	19.408	23.385	107.5	16.577	101.6	59.370	76.82	1.961	09:21:13.801
20 -	19.681	23.537	106.3	16.691	101.6	59.909	76.13	2.500	09:22:13.710
21 -	19.072	22.790	106.8	16.475	102.1	58.337 (2)	78.18	0.928	09:23:12.047
22 -	18.750	22.346	107.3	16.313	102.6	57.409 (1)	79.44		09:24:09.456
23 -	19.202	23.201	106.5	16.714	101.6	59.117 (3)	77.15	1.708	09:25:08.573

P2 29		Lucas BROWN				Honda - Amphibian Scaffolding / SP125 Racing			
IDEAL LAP TIME : 57.979		BEST LAP TIME : 58.038		DIFFERENCE : 0.059					
LAP	SECTOR 1	SECTOR 2		SECTOR 3		LAP TIME	MPH	DIFF	TIME OF DAY
1 -	OUTLAP	29.428	92.0	20.020	94.3				09:01:33.912
2 -	23.072	27.941	101.3	18.606	96.1	1:09.619	65.51	11.581	09:02:43.531
3 -	22.226	27.163	100.6	18.398	96.5	1:07.787	67.28	9.749	09:03:51.318
4 -	21.638	25.602	101.8	17.827	97.1	1:05.067	70.09	7.029	09:04:56.385
5 -	21.287	25.571	102.2	17.925	97.5	1:04.783	70.40	6.745	09:06:01.168
6 -	20.963	25.123	102.7	17.479	97.3	1:03.565	71.75	5.527	09:07:04.733
7 -	20.729	24.827	103.7	17.124	97.6	1:02.680	72.76	4.642	09:08:07.413
8 -	20.612	25.924	103.0	17.210	97.9	1:03.746	71.55	5.708	09:09:11.159
9 -	21.453	25.105	102.4	17.103	98.5	1:03.661	71.64	5.623	09:10:14.820
10 -	20.569	24.463	103.2	17.059	97.2	1:02.091	73.45	4.053	09:11:16.911
11 -	20.292	24.249	103.7	17.203	96.9	1:01.744	73.87	3.706	09:12:18.655
12 -	20.440	24.380	102.7	16.901	97.8	1:01.721	73.89	3.683	09:13:20.376
13 -	20.117	24.824	102.2	17.163	100.0	1:02.104	73.44	4.066	09:14:22.480
14 -	20.125	23.942	103.8	16.832	99.4	1:00.899	74.89	2.861	09:15:23.379
15 -	19.734	23.811	104.8	16.718	98.8	1:00.263	75.68	2.225	09:16:23.642
16 -	19.453	23.375	105.5	16.515	99.5	59.343	76.86	1.305	09:17:22.985
17 -	19.778	24.330	104.2	16.556	98.8	1:00.664	75.18	2.626	09:18:23.649
18 -	19.279	23.377	104.3	16.606	100.4	59.262	76.96	1.224	09:19:22.911
19 -	19.637	23.563	104.5	16.599	98.9	59.799	76.27	1.761	09:20:22.710
20 -	19.127	23.066	104.5	16.769	98.6	58.962 (3)	77.35	0.924	09:21:21.672
21 -	19.196	24.506	103.8	16.584	99.1	1:00.286	75.65	2.248	09:22:21.958
22 -	19.044	22.795	104.6	16.317	99.2	58.156 (2)	78.42	0.118	09:23:20.114
23 -	19.764	23.077	104.8	16.378	99.2	59.219	77.02	1.181	09:24:19.333
24 -	18.926	22.736	105.1	16.376	98.8	58.038 (1)	78.58		09:25:17.371

Weather / Track : Cloudy / Wet

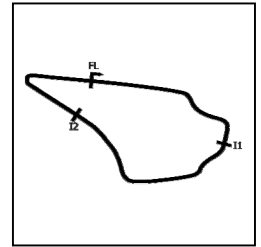
Knockhill
Circuit Length = 1.2669 miles
Start: 09:00 Flag 09:25 End: 09:26

MCRCB BULLETIN TK121

2021 Bennetts British Superbike Championship - Round 2

2021 Honda British Talent Cup

QUALIFYING - SECTOR ANALYSIS



SECTOR 1 = FL to I1, SECTOR 2 = I1 to I2, SECTOR 3 = I2 to FL, DIFF = Difference To Personal Best Lap, P = Crossed Finish Line in Pit Lane, D = Time Disallowed

P3 21		Troy JEFFREY		Honda - Stiggymotorsport					
IDEAL LAP TIME : 57.871		BEST LAP TIME : 58.089		DIFFERENCE : 0.218					
LAP	SECTOR 1	SECTOR 2	SECTOR 3	LAP TIME	MPH	DIFF	TIME OF DAY		
1 -	OUTLAP	28.746	100.4	19.229	100.6		09:02:25.985		
2 -	22.336	26.731	105.3	18.434	101.2	1:07.501	09:03:33.486		
3 -	21.544	25.486	105.6	17.856	101.6	1:04.886	09:04:38.372		
4 -	21.359	26.585	106.3	17.869	99.8	1:05.813	09:05:44.185		
5 -	21.222	24.640	107.0	17.453	102.6	1:03.315	09:06:47.500		
6 -	21.126	24.456	106.5	17.194	101.3	1:02.776	09:07:50.276		
7 -	20.402	24.357	106.3	16.990	101.8	1:01.749	09:08:52.025		
8 -	20.497	24.281	107.0	17.436	101.6	1:02.214	09:09:54.239		
9 -	20.157	23.892	106.5	16.988	102.2	1:01.037	09:10:55.276		
10 -	19.947	24.950	106.6	16.877	101.6	1:01.774	09:11:57.050		
11 -	20.656	24.042	106.6	17.015	101.5	1:01.713	09:12:58.763		
12 -	20.152	23.647	106.6	17.021	101.6	1:00.820	09:13:59.583		
13 -	19.472	23.344	107.5	16.436	101.9	59.252 (3)	09:14:58.835		
14 -	20.427	23.599	106.5	16.908	102.4	1:00.934	09:15:59.769		
15 -	19.967	23.601	106.8	16.542	102.4	1:00.110	09:16:59.879		
16 -	20.213	24.099	108.2	16.714	102.6	1:01.026	09:18:00.905		
17 -	19.843	24.008	106.1	16.513	101.6	1:00.364	09:19:01.269		
18 -	19.714	23.459	106.5	17.284	100.7	1:00.457	09:20:01.726		
19 -	19.286	22.737	107.0	16.066	103.0	58.089 (1)	78.51	09:20:59.815	
20 -	19.541	23.604	107.2	16.613	103.0	59.758	76.32	1.669	09:21:59.573
21 -	19.454	23.073	107.0	16.732	101.5	59.259	76.96	1.170	09:22:58.832
22 -	19.068	23.113	106.1	16.623	102.1	58.804 (2)	77.56	0.715	09:23:57.636
23 -	19.780	23.496	106.3	16.702	101.5	59.978	76.04	1.889	09:24:57.614

P4 74		Carter BROWN		Honda - City Lifting by RS Racing					
IDEAL LAP TIME : 57.934		BEST LAP TIME : 58.094		DIFFERENCE : 0.160					
LAP	SECTOR 1	SECTOR 2	SECTOR 3	LAP TIME	MPH	DIFF	TIME OF DAY		
1 -	OUTLAP	28.640	101.5	19.835	97.5		09:02:42.568		
2 -	22.723	27.903	101.6	19.067	96.9	1:09.693	65.44	11.599	09:03:52.261
3 -	21.973	26.240	104.0	17.895	98.2	1:06.108	68.99	8.014	09:04:58.369
4 -	21.243	25.687	104.5	18.217	100.1	1:05.147	70.01	7.053	09:06:03.516
5 -	20.918	25.587	105.3	17.164	99.5	1:03.669	71.63	5.575	09:07:07.185
6 -	20.903	25.195	105.3	17.401	100.0	1:03.499	71.82	5.405	09:08:10.684
7 -	20.641	24.762	106.1	17.194	99.5	1:02.597	72.86	4.503	09:09:13.281
8 -	20.818	24.660	106.3	17.085	100.1	1:02.563	72.90	4.469	09:10:15.844
9 -	20.403	24.691	105.3	17.083	100.1	1:02.177	73.35	4.083	09:11:18.021
10 -	20.655	24.318	106.3	16.731	99.7	1:01.704	73.91	3.610	09:12:19.725
11 -	20.058	24.410	107.7	16.887	99.5	1:01.355	74.33	3.261	09:13:21.080
12 -	20.341	24.100	106.0	16.800	99.8	1:01.241	74.47	3.147	09:14:22.321
13 -	19.885	24.061	105.5	16.738	100.7	1:00.684	75.16	2.590	09:15:23.005
14 -	19.589	23.950	106.3	16.690	100.0	1:00.229	75.72	2.135	09:16:23.234
15 -	19.400	23.423	106.3	16.502	100.4	59.325	76.88	1.231	09:17:22.559
16 -	19.921	23.723	106.3	16.502	101.3	1:00.146	75.83	2.052	09:18:22.705
17 -	19.221	23.327	106.3	16.494	100.7	59.042 (3)	77.25	0.948	09:19:21.747
18 -	19.422	23.818	106.3	16.350	100.7	59.590	76.54	1.496	09:20:21.337
19 -	19.060	23.471	107.3	16.670	102.4	59.201	77.04	1.107	09:21:20.538
20 -	19.646	23.458	107.3	16.550	102.1	59.654	76.45	1.560	09:22:20.192
21 -	18.887	22.878	107.5	16.329	99.8	58.094 (1)	78.51		09:23:18.286
22 -	18.986	23.069	106.8	16.169	101.2	58.224 (2)	78.33	0.130	09:24:16.510
23 -	19.264	23.505	104.8	16.764	98.8	59.533	76.61	1.439	09:25:16.043

Weather / Track : Cloudy / Wet

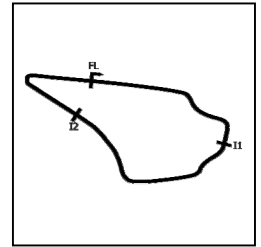
Knockhill
Circuit Length = 1.2669 miles
Start: 09:00 Flag 09:25 End: 09:26

MCRCB BULLETIN TK121

2021 Bennetts British Superbike Championship - Round 2

2021 Honda British Talent Cup

QUALIFYING - SECTOR ANALYSIS



SECTOR 1 = FL to I1, SECTOR 2 = I1 to I2, SECTOR 3 = I2 to FL, DIFF = Difference To Personal Best Lap, P = Crossed Finish Line in Pit Lane, D = Time Disallowed

P5		9		Bailey STUART-CAMPBELL		Honda - Team 151s			
IDEAL LAP TIME : 58.499		BEST LAP TIME : 58.683		DIFFERENCE : 0.184					
LAP	SECTOR 1	SECTOR 2		SECTOR 3		LAP TIME	MPH	DIFF	TIME OF DAY
1 -	OUTLAP	29.888	97.8	20.646	94.9				09:01:52.550
2 -	23.313	28.044	100.9	19.460	97.2	1:10.817	64.40	12.134	09:03:03.367
3 -	23.287	27.343	103.4	19.261	97.8	1:09.891	65.26	11.208	09:04:13.258
4 -	22.237	26.945	104.2	19.166	99.5	1:08.348	66.73	9.665	09:05:21.606
5 -	22.424	26.793	105.5	18.790	99.4	1:08.007	67.06	9.324	09:06:29.613
6 -	22.229	26.010	105.3	18.535	100.1	1:06.774	68.30	8.091	09:07:36.387
7 -	21.812	25.402	106.3	18.190	100.3	1:05.404	69.73	6.721	09:08:41.791
8 -	21.812	25.734	106.1	18.504	101.0	1:06.050	69.05	7.367	09:09:47.841
9 -	21.727	25.534	104.6	17.889	100.4	1:05.150	70.00	6.467	09:10:52.991
10 -	21.680	26.262	106.1	17.808	100.0	1:05.750	69.37	7.067	09:11:58.741
11 -	20.976	24.953	106.1	18.016	99.8	1:03.945	71.32	5.262	09:13:02.686
12 -	20.698	24.961	105.0	17.538	100.1	1:03.197	72.17	4.514	09:14:05.883
13 -	20.514	24.453	105.0	17.453	100.3	1:02.420	73.07	3.737	09:15:08.303
14 -	20.565	24.380	107.0	17.334	101.2	1:02.279	73.23	3.596	09:16:10.582
15 -	20.191	24.712	105.6	17.505	101.5	1:02.408	73.08	3.725	09:17:12.990
16 -	20.247	23.933	107.0	17.201	101.0	1:01.381	74.30	2.698	09:18:14.371
17 -	19.750	24.517	106.1	17.391	101.5	1:01.658	73.97	2.975	09:19:16.029
18 -	20.309	23.915	107.2	17.112	102.6	1:01.336	74.36	2.653	09:20:17.365
19 -	20.079	24.218	104.0	17.361	101.6	1:01.658	73.97	2.975	09:21:19.023
20 -	19.883	24.226	105.6	16.963	101.5	1:01.072	74.68	2.389	09:22:20.095
21 -	19.633	23.250	107.2	16.559	101.9	59.442 (3)	76.73	0.759	09:23:19.537
22 -	19.383	23.239	106.6	16.660	101.6	59.282 (2)	76.93	0.599	09:24:18.819
23 -	19.072	22.868	106.6	16.743	102.4	58.683 (1)	77.72		09:25:17.502

P6		24		Cormac BUCHANAN		Honda - Microlise Cresswell Racing			
IDEAL LAP TIME : 58.686		BEST LAP TIME : 58.705		DIFFERENCE : 0.019					
LAP	SECTOR 1	SECTOR 2		SECTOR 3		LAP TIME	MPH	DIFF	TIME OF DAY
1 -	OUTLAP	31.956	84.5	20.648	96.9				09:08:59.287
2 -	22.034	26.308	101.5	18.868	97.8	1:07.210	67.86	8.505	09:10:06.497
3 -	20.965	25.222	103.2	17.906	98.5	1:04.093	71.16	5.388	09:11:10.590
4 -	20.233	24.458	104.5	17.517	98.9	1:02.208	73.32	3.503	09:12:12.798
5 -	20.007	24.530	104.3	17.503	98.6	1:02.040	73.51	3.335	09:13:14.838
6 -	20.013	24.508	105.5	17.892	97.9	1:02.413	73.07	3.708	09:14:17.251
7 -	20.545	24.650	103.7	17.708	98.9	1:02.903	72.51	4.198	09:15:20.154
8 -	19.540	23.630	104.6	17.268	99.5	1:00.438	75.46	1.733	09:16:20.592
9 -	19.271	23.754	104.0	17.475	99.2	1:00.500	75.39	1.795	09:17:21.092
10 -	19.505	23.725	105.0	18.057	98.8	1:01.287	74.42	2.582	09:18:22.379
11 -	19.338	23.575	103.7	17.536	98.3	1:00.449	75.45	1.744	09:19:22.828
12 -	19.283	23.885	104.0	17.063	100.1	1:00.231	75.72	1.526	09:20:23.059
13 -	19.188	23.302	105.6	16.950	100.4	59.440 (3)	76.73	0.735	09:21:22.499
14 -	19.105	23.965	106.0	17.037	100.3	1:00.107	75.88	1.402	09:22:22.606
15 -	18.988	22.927	106.5	16.790	100.0	58.705 (1)	77.69		09:23:21.311
16 -	19.172	25.051	106.0	17.059	99.7	1:01.282	74.42	2.577	09:24:22.593
17 -	18.969	23.003	104.6	16.924	99.1	58.896 (2)	77.44	0.191	09:25:21.489

Weather / Track : Cloudy / Wet

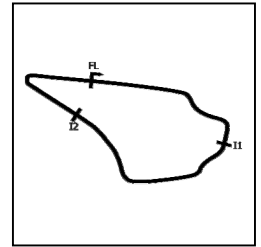
Knockhill
Circuit Length = 1.2669 miles
Start: 09:00 Flag 09:25 End: 09:26

MCRCB BULLETIN TK121

2021 Bennetts British Superbike Championship - Round 2

2021 Honda British Talent Cup

QUALIFYING - SECTOR ANALYSIS



SECTOR 1 = FL to I1, SECTOR 2 = I1 to I2, SECTOR 3 = I2 to FL, DIFF = Difference To Personal Best Lap, P = Crossed Finish Line in Pit Lane, D = Time Disallowed

P7 15		Harrison CROSBY				Honda - Banks Racing			
IDEAL LAP TIME : 58.805		BEST LAP TIME : 58.818		DIFFERENCE : 0.013					
LAP	SECTOR 1	SECTOR 2		SECTOR 3		LAP TIME	MPH	DIFF	TIME OF DAY
1 -	OUTLAP	26.713	98.6	18.700	95.8				09:01:28.078
2 -	21.671	25.238	100.9	18.256	96.8	1:05.165	69.99	6.347	09:02:33.243
3 -	21.545	25.106	101.5	18.178	97.2	1:04.829	70.35	6.011	09:03:38.072
4 -	21.213	24.662	102.1	17.934	96.9	1:03.809	71.48	4.991	09:04:41.881
5 -	21.012	24.757	102.9	18.434	97.2	1:04.203	71.04	5.385	09:05:46.084
6 -	22.105	25.128	102.2	17.693	97.6	1:04.926	70.25	6.108	09:06:51.010
7 -	21.007	25.423	102.1	17.766	97.5	1:04.196	71.04	5.378	09:07:55.206
8 -	20.748	23.819	103.0	17.502	97.8	1:02.069	73.48	3.251	09:08:57.275
9 -	20.270	24.269	101.6	17.204	96.6	1:01.743	73.87	2.925	09:09:59.018
10 -	20.210	23.738	103.7	17.227	98.5	1:01.175	74.55	2.357	09:11:00.193
11 -	20.608	24.804	96.1	23.623	30.6	1:09.035	66.06	10.217	09:12:09.228
12 -	OUTLAP	28.483	101.2	17.434	97.2	3:55.850	19.33	2:57.032	09:16:05.078
13 -	20.080	23.772	103.4	17.332	98.3	1:01.184	74.54	2.366	09:17:06.262
14 -	19.967	24.209	102.9	16.910	97.9	1:01.086	74.66	2.268	09:18:07.348
15 -	19.904	23.748	103.7	17.171	97.9	1:00.823	74.98	2.005	09:19:08.171
16 -	20.166	23.541	103.0	17.280	98.2	1:00.987	74.78	2.169	09:20:09.158
17 -	19.660	23.822	103.4	16.659	98.6	1:00.141	75.84	1.323	09:21:09.299
18 -	19.335	23.389	102.9	16.640	98.8	59.364 (3)	76.83	0.546	09:22:08.663
19 -	19.417	23.200	103.5	16.622	98.2	59.239 (2)	76.99	0.421	09:23:07.902
20 -	19.300	22.919	104.3	16.599	97.8	58.818 (1)	77.54		09:24:06.720
21 -	19.569	23.465	103.2	16.586	97.6	59.620	76.50	0.802	09:25:06.340

P8 4		Sullivan MOUNSEY				Honda - iForce Lloyd & Jones			
IDEAL LAP TIME : 58.927		BEST LAP TIME : 58.971		DIFFERENCE : 0.044					
LAP	SECTOR 1	SECTOR 2		SECTOR 3		LAP TIME	MPH	DIFF	TIME OF DAY
1 -	OUTLAP	28.694	103.5	18.634	98.3				09:05:10.536
2 -	22.603	27.032	103.8	18.386	99.1	1:08.021	67.05	9.050	09:06:18.557
3 -	22.570	25.877	105.0	18.087	99.7	1:06.534	68.55	7.563	09:07:25.091
4 -	21.818	25.146	104.8	17.607	100.3	1:04.571	70.63	5.600	09:08:29.662
5 -	21.200	25.018	105.6	17.134	101.2	1:03.352	71.99	4.381	09:09:33.014
6 -	20.804	24.781	106.0	17.360	100.6	1:02.945	72.46	3.974	09:10:35.959
7 -	20.487	24.362	106.3	16.770	100.9	1:01.619	74.02	2.648	09:11:37.578
8 -	20.432	24.948	105.8	16.925	100.7	1:02.305	73.20	3.334	09:12:39.883
9 -	20.170	24.634	107.7	16.753	101.5	1:01.557	74.09	2.586	09:13:41.440
10 -	20.516	25.134	106.5	17.086	101.2	1:02.736	72.70	3.765	09:14:44.176
11 -	20.371	24.446	105.0	17.061	101.3	1:01.878	73.71	2.907	09:15:46.054
12 -	20.117	24.243	105.5	16.769	101.0	1:01.129	74.61	2.158	09:16:47.183
13 -	19.885	23.661	107.3	16.838	101.3	1:00.384	75.53	1.413	09:17:47.567
14 -	20.076	23.588	106.3	16.642	102.4	1:00.306	75.63	1.335	09:18:47.873
15 -	19.446	23.645	107.0	16.733	102.2	59.824	76.24	0.853	09:19:47.697
16 -	19.578	23.353	105.6	16.626	101.9	59.557	76.58	0.586	09:20:47.254
17 -	19.556	23.452	106.5	16.439	101.8	59.447 (3)	76.72	0.476	09:21:46.701
18 -	20.976	24.838	105.6	16.469	101.5	1:02.283	73.23	3.312	09:22:48.984
19 -	19.365	23.412	106.1	16.468	100.7	59.245 (2)	76.98	0.274	09:23:48.229
20 -	19.337	23.256	106.1	16.378	101.8	58.971 (1)	77.34		09:24:47.200
21 -	19.293	23.972	105.8	16.481	101.3	59.746	76.34	0.775	09:25:46.946

Weather / Track : Cloudy / Wet

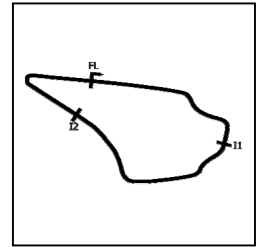
Knockhill
Circuit Length = 1.2669 miles
Start: 09:00 Flag 09:25 End: 09:26

MCRCB BULLETIN TK121

2021 Bennetts British Superbike Championship - Round 2

2021 Honda British Talent Cup

QUALIFYING - SECTOR ANALYSIS



SECTOR 1 = FL to I1, SECTOR 2 = I1 to I2, SECTOR 3 = I2 to FL, DIFF = Difference To Personal Best Lap, P = Crossed Finish Line in Pit Lane, D = Time Disallowed

P9 34		James COOK				Honda - Wilson Racing			
IDEAL LAP TIME : 59.139		BEST LAP TIME : 59.161		DIFFERENCE : 0.022					
LAP	SECTOR 1	SECTOR 2		SECTOR 3		LAP TIME	MPH	DIFF	TIME OF DAY
1 -	OUTLAP	29.571	94.3	19.669	95.8				09:02:44.725
2 -	22.836	26.769	102.1	18.821	98.1	1:08.426	66.65	9.265	09:03:53.151
3 -	22.121	26.353	103.2	18.214	98.9	1:06.688	68.39	7.527	09:04:59.839
4 -	21.579	25.418	103.5	17.818	99.5	1:04.815	70.37	5.654	09:06:04.654
5 -	21.040	25.112	104.6	17.414	99.2	1:03.566	71.75	4.405	09:07:08.220
6 -	20.704	24.761	104.8	17.451	100.3	1:02.916	72.49	3.755	09:08:11.136
7 -	20.807	24.693	104.6	17.261	99.2	1:02.761	72.67	3.600	09:09:13.897
8 -	21.043	24.843	104.2	17.332	100.7	1:03.218	72.14	4.057	09:10:17.115
9 -	20.919	24.599	104.8	17.333	99.8	1:02.851	72.57	3.690	09:11:19.966
10 -			91.0	19.286	95.8	1:28.643	51.45	29.482	09:12:48.609
11 -	21.841	25.473	102.4	17.375	99.5	1:04.689	70.50	5.528	09:13:53.298
12 -	20.690	24.224	103.8	17.035	99.1	1:01.949	73.62	2.788	09:14:55.247
13 -	20.248	24.212	104.5	16.868	99.8	1:01.328	74.37	2.167	09:15:56.575
14 -	20.213	24.021	104.3	16.827	100.7	1:01.061	74.69	1.900	09:16:57.636
15 -	21.310	31.307	65.3	18.335	100.0	1:10.952	64.28	11.791	09:18:08.588
16 -	20.099	24.071	105.1	17.182	99.2	1:01.352	74.34	2.191	09:19:09.940
17 -	19.955	23.918	105.3	16.678	100.6	1:00.551	75.32	1.390	09:20:10.491
18 -	19.718	23.557	106.3	16.676	101.2	59.951	76.08	0.790	09:21:10.442
19 -	19.583	23.556	104.2	16.661	100.6	59.800	76.27	0.639	09:22:10.242
20 -	19.427	23.225	105.1	16.509	100.1	59.161 (1)	77.09		09:23:09.403
21 -	19.640	23.271	104.0	16.736	100.4	59.647 (2)	76.46	0.486	09:24:09.050
22 -	19.405	23.515	104.3	16.814	100.7	59.734 (3)	76.35	0.573	09:25:08.784

P10 57		Johnny GARNESS				Honda - City Lifting by RS Racing			
IDEAL LAP TIME : 59.245		BEST LAP TIME : 59.348		DIFFERENCE : 0.103					
LAP	SECTOR 1	SECTOR 2		SECTOR 3		LAP TIME	MPH	DIFF	TIME OF DAY
1 -	OUTLAP	29.064	103.8	19.455	103.2				09:04:35.886
2 -	23.571	27.382	105.6	19.173	103.0	1:10.126	65.04	10.778	09:05:46.012
3 -	23.232	26.382	109.1	18.310	104.2	1:07.924	67.15	8.576	09:06:53.936
4 -	22.481	25.810	107.2	18.257	105.0	1:06.548	68.53	7.200	09:08:00.484
5 -	22.014	25.318	107.7	17.894	105.3	1:05.226	69.92	5.878	09:09:05.710
6 -	21.796	25.551	108.5	17.420	104.5	1:04.767	70.42	5.419	09:10:10.477
7 -	21.237	25.314	108.7	17.575	103.2	1:04.126	71.12	4.778	09:11:14.603
8 -	21.201	24.969	108.5	17.071	104.5	1:03.241	72.12	3.893	09:12:17.844
9 -	21.472	24.585	109.8	17.109	104.6	1:03.166	72.20	3.818	09:13:21.010
10 -	20.844	24.446	109.6	17.424	104.5	1:02.714	72.72	3.366	09:14:23.724
11 -	20.628	24.270	108.2	16.840	106.1	1:01.738	73.87	2.390	09:15:25.462
12 -	20.372	24.067	107.8	16.650	105.5	1:01.089	74.66	1.741	09:16:26.551
13 -	20.508	23.843	109.2	16.461	105.8	1:00.812	75.00	1.464	09:17:27.363
14 -	20.389	24.276	109.2	17.032	105.6	1:01.697	73.92	2.349	09:18:29.060
15 -	20.301	23.749	109.6	16.777	105.3	1:00.827	74.98	1.479	09:19:29.887
16 -	20.534	24.355	109.8	16.696	105.6	1:01.585	74.06	2.237	09:20:31.472
17 -	20.176	23.593	110.0	16.807	105.8	1:00.576	75.29	1.228	09:21:32.048
18 -	20.011	23.294	110.3	16.675	105.6	59.980	76.04	0.632	09:22:32.028
19 -	19.642	23.361	111.1	16.642	106.0	59.645 (3)	76.47	0.297	09:23:31.673
20 -	19.557	23.241	111.4	16.550	105.8	59.348 (1)	76.85		09:24:31.021
21 -	19.543	23.277	109.1	16.641	105.6	59.461 (2)	76.70	0.113	09:25:30.482

Weather / Track : Cloudy / Wet

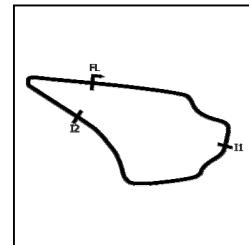
Knockhill
Circuit Length = 1.2669 miles
Start: 09:00 Flag 09:25 End: 09:26

MCRCB BULLETIN TK121

2021 Bennetts British Superbike Championship - Round 2

2021 Honda British Talent Cup

QUALIFYING - SECTOR ANALYSIS



SECTOR 1 = FL to I1, SECTOR 2 = I1 to I2, SECTOR 3 = I2 to FL, DIFF = Difference To Personal Best Lap, P = Crossed Finish Line in Pit Lane, D = Time Disallowed

P11 96		Rossi BANHAM				Honda - MJL Racing			
IDEAL LAP TIME : 59.140		BEST LAP TIME : 59.400		DIFFERENCE : 0.260					
LAP	SECTOR 1	SECTOR 2		SECTOR 3		LAP TIME	MPH	DIFF	TIME OF DAY
1 -	OUTLAP	30.302	96.2	20.112	93.7				09:03:15.088
2 -	24.033	27.853	98.8	19.110	95.0	1:10.996	64.24	11.596	09:04:26.084
3 -	22.887	27.331	99.8	18.859	95.1	1:09.077	66.02	9.677	09:05:35.161
4 -	23.037	26.922	101.2	18.434	96.1	1:08.393	66.68	8.993	09:06:43.554
5 -	22.096	25.939	101.8	18.364	96.5	1:06.399	68.69	6.999	09:07:49.953
6 -	21.729	25.571	103.4	18.131	97.2	1:05.431	69.70	6.031	09:08:55.384
7 -	21.159	25.061	102.7	17.751	98.1	1:03.971	71.29	4.571	09:09:59.355
8 -	21.053	25.507	102.4	17.655	98.1	1:04.215	71.02	4.815	09:11:03.570
9 -	22.089	26.337	102.1	17.578	97.2	1:06.004	69.10	6.604	09:12:09.574
10 -	21.178	25.239	101.8	17.442	97.8	1:03.859	71.42	4.459	09:13:13.433
11 -	20.932	24.869	101.9	17.637	96.8	1:03.438	71.89	4.038	09:14:16.871
12 -	20.692	25.108	102.6	17.686	98.3	1:03.486	71.84	4.086	09:15:20.357
13 -	20.232	24.218	102.6	17.054	98.1	1:01.504	74.15	2.104	09:16:21.861
14 -	20.052	24.195	101.0	17.212	98.5	1:01.459	74.21	2.059	09:17:23.320
15 -	19.983	24.411	104.8	17.012	98.1	1:01.406	74.27	2.006	09:18:24.726
16 -	19.744	23.739	103.5	16.938	97.9	1:00.421	75.48	1.021	09:19:25.147
17 -	19.675	24.161	103.8	17.020	98.2	1:00.856	74.94	1.456	09:20:26.003
18 -	19.755	24.444	102.6	17.024	98.6	1:01.223	74.49	1.823	09:21:27.226
19 -	19.645	24.036	101.6	16.840	97.8	1:00.521	75.36	1.121	09:22:27.747
20 -	19.405	23.751	103.4	16.654	97.6	59.810 (2)	76.26	0.410	09:23:27.557
21 -	19.284	23.835	102.6	16.907	97.6	1:00.026 (3)	75.98	0.626	09:24:27.583
22 -	19.181	23.305	103.8	16.914	99.2	59.400 (1)	76.78		09:25:26.983

P12 43		Ryan HITCHCOCK				Honda - Wilson Racing			
IDEAL LAP TIME : 59.046		BEST LAP TIME : 59.435		DIFFERENCE : 0.389					
LAP	SECTOR 1	SECTOR 2		SECTOR 3		LAP TIME	MPH	DIFF	TIME OF DAY
1 -	OUTLAP	28.701	98.5	19.407	97.2				09:02:44.752
2 -	22.162	26.934	101.8	18.736	99.1	1:07.832	67.24	8.397	09:03:52.584
3 -	22.277	26.432	103.0	17.917	99.8	1:06.626	68.45	7.191	09:04:59.210
4 -	21.215	25.708	104.2	17.964	99.8	1:04.887	70.29	5.452	09:06:04.097
5 -	21.172	26.037	104.5	17.513	100.3	1:04.722	70.47	5.287	09:07:08.819
6 -	20.926	25.536	104.5	17.584	100.9	1:04.046	71.21	4.611	09:08:12.865
7 -	20.916	25.356	104.5	17.265	100.1	1:03.537	71.78	4.102	09:09:16.402
8 -	20.695	25.223	104.8	17.155	100.6	1:03.073	72.31	3.638	09:10:19.475
9 -	20.481	25.015	105.6	17.212	100.3	1:02.708	72.73	3.273	09:11:22.183
10 -	20.721	25.193	104.8	17.147	100.7	1:03.061	72.32	3.626	09:12:25.244
11 -	21.199	25.060	104.5	16.930	100.4	1:03.189	72.18	3.754	09:13:28.433
12 -	20.404	25.033	105.0	17.344	99.7	1:02.781	72.65	3.346	09:14:31.214
13 -	20.348	24.903	104.2	16.902	100.9	1:02.153	73.38	2.718	09:15:33.367
14 -	20.995	24.936	103.8	16.939	100.4	1:02.870	72.54	3.435	09:16:36.237
15 -	20.192	24.754	103.7	16.983	100.4	1:01.929	73.65	2.494	09:17:38.166
16 -	20.222	24.345	104.8	16.769	100.6	1:01.336	74.36	1.901	09:18:39.502
17 -	19.894	24.280	104.8	16.652	100.9	1:00.826	74.98	1.391	09:19:40.328
18 -	19.554	23.783	105.1	16.506	101.2	59.843 (3)	76.21	0.408	09:20:40.171
19 -	19.537	23.873	104.6	16.619	101.5	1:00.029	75.98	0.594	09:21:40.200
20 -	19.408	23.725	105.1	16.510	101.6	59.643 (2)	76.47	0.208	09:22:39.843
21 -	20.155	24.172	104.8	16.419	100.9	1:00.746	75.08	1.311	09:23:40.589
22 -	19.796	24.018	104.3	16.447	101.3	1:00.261	75.68	0.826	09:24:40.850
23 -	19.176	23.451	104.8	16.808	99.7	59.435 (1)	76.74		09:25:40.285

Weather / Track : Cloudy / Wet

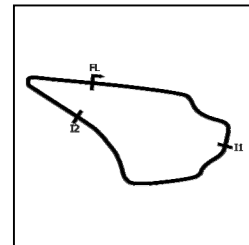
Knockhill
Circuit Length = 1.2669 miles
Start: 09:00 Flag 09:25 End: 09:26

MCRCB BULLETIN TK121

2021 Bennetts British Superbike Championship - Round 2

2021 Honda British Talent Cup

QUALIFYING - SECTOR ANALYSIS



SECTOR 1 = FL to I1, SECTOR 2 = I1 to I2, SECTOR 3 = I2 to FL, DIFF = Difference To Personal Best Lap, P = Crossed Finish Line in Pit Lane, D = Time Disallowed

P13 23		Rhys STEPHENSON				Honda - Rocket Racing			
IDEAL LAP TIME : 59.417		BEST LAP TIME : 59.596		DIFFERENCE : 0.179					
LAP	SECTOR 1	SECTOR 2	SECTOR 3	LAP TIME	MPH	DIFF	TIME OF DAY		
1 -	OUTLAP	29.758	97.1	19.876	92.3		09:02:16.455		
2 -	23.451	27.256	99.8	18.129	95.8	1:08.836	66.26	9.240	09:03:25.291
3 -	22.405	27.850	101.6	18.429	95.4	1:08.684	66.40	9.088	09:04:33.975
4 -	22.785	27.271	100.4	18.430	95.5	1:08.486	66.59	8.890	09:05:42.461
5 -	21.493	25.482	100.1	17.863	96.4	1:04.838	70.34	5.242	09:06:47.299
6 -	21.627	25.069	102.4	17.709	97.9	1:04.405	70.81	4.809	09:07:51.704
7 -	20.900	24.931	102.2	17.947	98.6	1:03.778	71.51	4.182	09:08:55.482
8 -	21.305	25.241	102.7	17.442	98.9	1:03.988	71.28	4.392	09:09:59.470
9 -	21.171	24.825	102.6	17.555	98.1	1:03.551	71.77	3.955	09:11:03.021
10 -	21.944	24.719	102.4	17.639	96.5	1:04.302	70.93	4.706	09:12:07.323
11 -	20.926	24.440	102.2	17.453	97.6	1:02.819	72.60	3.223	09:13:10.142
12 -	20.413	24.274	102.2	17.187	97.9	1:01.874	73.71	2.278	09:14:12.016
13 -	20.640	24.408	101.8	17.139	97.6	1:02.187	73.34	2.591	09:15:14.203
14 -	20.206	24.461	101.8	17.070	96.8	1:01.737	73.87	2.141	09:16:15.940
15 -	20.595	24.274	102.9	17.013	97.5	1:01.882	73.70	2.286	09:17:17.822
16 -	20.257	24.135	102.6	17.236	97.8	1:01.628	74.01	2.032	09:18:19.450
17 -	20.077	23.684	103.4	16.916	98.5	1:00.677	75.17	1.081	09:19:20.127
18 -	20.036	24.885	102.1	16.818	98.8	1:01.739	73.87	2.143	09:20:21.866
19 -	19.591	23.665	104.6	16.738	98.9	59.994 (2)	76.02	0.398	09:21:21.860
20 -	19.427	24.457	105.1	17.256	98.9	1:01.140	74.60	1.544	09:22:23.000
21 -	19.330	23.374	103.2	16.892	97.9	59.596 (1)	76.53		09:23:22.596
22 -	19.390	24.017	103.7	17.473	99.4	1:00.880	74.91	1.284	09:24:23.476
23 -	20.209	23.468	103.2	16.713	98.3	1:00.390 (3)	75.52	0.794	09:25:23.866

P14 41		Luca HOPKINS				Honda - Wilson Racing			
IDEAL LAP TIME : 1:00.026		BEST LAP TIME : 1:00.089		DIFFERENCE : 0.063					
LAP	SECTOR 1	SECTOR 2	SECTOR 3	LAP TIME	MPH	DIFF	TIME OF DAY		
1 -	OUTLAP	28.809	101.5	20.074	99.4		09:02:57.356		
2 -	23.982	27.754	104.0	18.409	98.9	1:10.145	65.02	10.056	09:04:07.501
3 -	22.526	26.687	103.2	18.314	97.3	1:07.527	67.54	7.438	09:05:15.028
4 -	22.574	26.788	102.9	17.880	99.2	1:07.242	67.83	7.153	09:06:22.270
5 -	21.347	26.220	103.2	18.105	98.8	1:05.672	69.45	5.583	09:07:27.942
6 -	20.900	25.591	103.5	17.687	99.4	1:04.178	71.06	4.089	09:08:32.120
7 -	20.794	25.604	103.7	17.740	99.4	1:04.138	71.11	4.049	09:09:36.258
8 -	20.797	25.546	104.0	17.725	99.4	1:04.068	71.19	3.979	09:10:40.326
9 -	20.205	25.382	103.7	17.044	98.6	1:02.631	72.82	2.542	09:11:42.957
10 -	20.371	25.513	104.0	17.337	99.7	1:03.221	72.14	3.132	09:12:46.178
11 -	20.318	24.914	104.0	17.243	99.7	1:02.475	73.00	2.386	09:13:48.653
12 -	20.592	24.891	103.8	16.938	99.8	1:02.421	73.07	2.332	09:14:51.074
13 -	20.385	25.136	103.8	17.122	100.3	1:02.643	72.81	2.554	09:15:53.717
14 -	20.684	25.202	103.8	17.298	99.1	1:03.184	72.18	3.095	09:16:56.901
15 -	21.399	25.167	103.7	16.597	100.6	1:03.163	72.21	3.074	09:18:00.064
16 -	20.002	25.429	104.3	17.018	100.4	1:02.449	73.03	2.360	09:19:02.513
17 -	19.876	24.264	105.3	16.805	100.9	1:00.945	74.83	0.856	09:20:03.458
18 -	19.830	24.403	105.1	16.668	100.6	1:00.901	74.89	0.812	09:21:04.359
19 -	19.576	24.275	104.0	16.700	100.6	1:00.551 (3)	75.32	0.462	09:22:04.910
20 -	19.524	23.905	105.0	16.675	100.4	1:00.104 (2)	75.88	0.015	09:23:05.014
21 -	19.549	23.929	106.0	16.611	100.0	1:00.089 (1)	75.90		09:24:05.103
22 -	19.699	24.110	104.5	16.763	99.8	1:00.572	75.30	0.483	09:25:05.675

Weather / Track : Cloudy / Wet

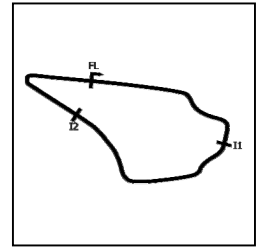
Knockhill
Circuit Length = 1.2669 miles
Start: 09:00 Flag 09:25 End: 09:26

MCRCB BULLETIN TK121

2021 Bennetts British Superbike Championship - Round 2

2021 Honda British Talent Cup

QUALIFYING - SECTOR ANALYSIS



SECTOR 1 = FL to I1, SECTOR 2 = I1 to I2, SECTOR 3 = I2 to FL, DIFF = Difference To Personal Best Lap, P = Crossed Finish Line in Pit Lane, D = Time Disallowed

P15 33 JJ CUNNINGHAM		Honda - Thornycroft56 / JCRsupersport						
IDEAL LAP TIME : 59.760		BEST LAP TIME : 1:00.095		DIFFERENCE : 0.335				
LAP	SECTOR 1	SECTOR 2	SECTOR 3	LAP TIME	MPH	DIFF	TIME OF DAY	
1 -	OUTLAP	30.647	94.3	20.688	93.4		09:01:40.317	
2 -	23.073	27.558	97.3	19.579	94.5	1:10.210	09:02:50.527	
3 -	21.994	27.241	99.8	18.893	97.1	1:08.128	09:03:58.655	
4 -	22.307	25.497	102.9	18.552	98.2	1:06.356	09:05:05.011	
5 -	21.724	25.992	104.0	22.729	28.2	1:10.445	09:06:15.456	
6 -	OUTLAP	25.106	99.7	17.815	98.9	1:35.713	09:07:51.169	
7 -	20.707	25.091	102.7	17.801	97.5	1:03.599	09:08:54.768	
8 -	20.380	24.067	104.0	17.383	98.1	1:01.830	09:09:56.598	
9 -	20.830	25.020	102.7	17.393	98.5	1:03.243	09:10:59.841	
10 -	20.342	24.130	101.5	17.517	97.1	1:01.989	09:12:01.830	
11 -	20.253	23.812	105.1	17.821	98.1	1:01.886	09:13:03.716	
12 -	20.573	24.214	104.6	17.728	99.1	1:02.515	09:14:06.231	
13 -	20.532	24.249	105.6	17.608	98.5	1:02.389	09:15:08.620	
14 -	20.599	24.274	104.0	21.325	29.7	1:06.198	09:16:14.818	
15 -	OUTLAP	24.121	104.8	16.882	98.9	1:57.417	09:18:12.235	
16 -	19.827	23.505	104.0	16.763	99.1	1:00.095 (1)	75.89	09:19:12.330
17 -	20.897	23.949	103.0	16.717	98.5	1:01.563	1.468	09:20:13.893
18 -	19.823	23.550	102.6	17.034	100.4	1:00.407	0.312	09:21:14.300
19 -	19.772	24.390	105.1	16.973	99.4	1:01.135	1.040	09:22:15.435
20 -	19.702	23.586	104.6	17.226	96.6	1:00.514	0.419	09:23:15.949
21 -	19.752	23.449	104.2	16.975	99.4	1:00.176 (3)	0.081	09:24:16.125
22 -	19.706	23.783	103.5	16.609	98.5	1:00.098 (2)	0.003	09:25:16.223

P16 66 Rossi DOBSON		Honda - WM Racing						
IDEAL LAP TIME : 1:00.138		BEST LAP TIME : 1:00.138		DIFFERENCE : 0.000				
LAP	SECTOR 1	SECTOR 2	SECTOR 3	LAP TIME	MPH	DIFF	TIME OF DAY	
1 -	OUTLAP	29.168	96.6	20.419	97.5		09:01:35.297	
2 -	23.748	27.632	98.9	20.061	97.8	1:11.441	09:02:46.738	
3 -	22.686	26.962	101.9	19.362	99.2	1:09.010	09:03:55.748	
4 -	22.197	26.567	102.6	19.364	99.2	1:08.128	09:05:03.876	
5 -	21.945	26.463	103.8	18.741	98.9	1:07.149	09:06:11.025	
6 -	22.206	26.070	105.5	18.386	99.1	1:06.662	09:07:17.687	
7 -	21.428	25.681	104.8	18.208	98.2	1:05.317	09:08:23.004	
8 -	21.264	25.572	104.8	17.877	100.0	1:04.713	09:09:27.717	
9 -	21.098	25.414	104.6	17.774	99.1	1:04.286	09:10:32.003	
10 -	21.197	25.615	104.2	17.954	98.5	1:04.766	09:11:36.769	
11 -	20.921	25.403	105.1	17.533	99.8	1:03.857	09:12:40.626	
12 -	20.565	24.789	105.1	17.432	99.8	1:02.786	09:13:43.412	
13 -	20.659	25.159	104.6	22.817	28.8	1:08.635	09:14:52.047	
14 -	OUTLAP	24.893	104.6	17.468	100.9	1:16.125	09:16:08.172	
15 -	20.546	24.381	105.0	17.184	100.0	1:02.111	09:17:10.283	
16 -	20.374	24.563	105.1	17.211	101.2	1:02.148	09:18:12.431	
17 -	20.206	25.145	105.0	17.712	100.3	1:03.063	09:19:15.494	
18 -	20.265	24.266	104.0	17.121	100.1	1:01.652	09:20:17.146	
19 -	19.991	24.373	103.8	17.326	100.3	1:01.690	09:21:18.836	
20 -	19.858	24.510	106.0	17.230	101.3	1:01.598 (3)	0.460	09:22:20.434
21 -	19.696	23.882	105.3	16.762	100.3	1:00.340 (2)	0.202	09:23:20.774
22 -	20.073	25.177	105.5	17.303	100.7	1:02.553	2.415	09:24:23.327
23 -	19.634	23.743	104.5	16.761	99.4	1:00.138 (1)	75.84	09:25:23.465

Weather / Track : Cloudy / Wet

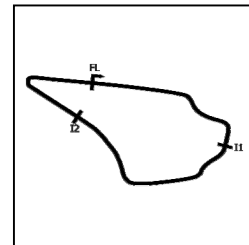
Knockhill
Circuit Length = 1.2669 miles
Start: 09:00 Flag 09:25 End: 09:26

MCRCB BULLETIN TK121

2021 Bennetts British Superbike Championship - Round 2

2021 Honda British Talent Cup

QUALIFYING - SECTOR ANALYSIS



SECTOR 1 = FL to I1, SECTOR 2 = I1 to I2, SECTOR 3 = I2 to FL, DIFF = Difference To Personal Best Lap, P = Crossed Finish Line in Pit Lane, D = Time Disallowed

P17 7		Jamie LYONS		Honda - C&M Motors Ltd / Tooltec Racing					
IDEAL LAP TIME : 59.747		BEST LAP TIME : 1:00.198		DIFFERENCE : 0.451					
LAP	SECTOR 1	SECTOR 2		SECTOR 3		LAP TIME	MPH	DIFF	TIME OF DAY
1 -	OUTLAP	28.136	98.8	19.421	94.1				09:01:48.293
2 -	22.722	26.909	100.7	19.149	96.4	1:08.780	66.31	8.582	09:02:57.073
3 -	22.378	26.669	101.8	17.926	96.2	1:06.973	68.10	6.775	09:04:04.046
4 -	21.598	25.547	102.2	17.790	96.6	1:04.935	70.24	4.737	09:05:08.981
5 -	21.253	24.514	102.9	17.627	97.2	1:03.394	71.94	3.196	09:06:12.375
6 -	21.163	25.446	104.6	18.035	96.0	1:04.644	70.55	4.446	09:07:17.019
7 -	21.175	25.641	101.2	17.357	97.2	1:04.173	71.07	3.975	09:08:21.192
8 -	20.764	24.075	102.6	17.385	97.8	1:02.224	73.30	2.026	09:09:23.416
9 -	20.799	24.912	102.6	17.335	97.1	1:03.046	72.34	2.848	09:10:26.462
10 -	20.521	23.831	102.9	17.101	97.5	1:01.453	74.22	1.255	09:11:27.915
11 -	20.733	24.873	103.4	17.844	97.9	1:03.450	71.88	3.252	09:12:31.365
12 -	20.236	23.708	103.0	16.956	97.3	1:00.900 (3)	74.89	0.702	09:13:32.265
13 -	20.140	24.099	102.7	19.704	35.2	1:03.943	71.33	3.745	09:14:36.208
14 -	OUTLAP	23.836	103.2	16.905	98.3	1:29.519	50.95	29.321	09:16:05.727
15 -	20.084	23.166	105.1	16.948	98.2	1:00.198 (1)	75.76		09:17:05.925
16 -	19.960	23.853	103.2	16.713	97.6	1:00.526 (2)	75.35	0.328	09:18:06.451

P18 48		Ollie WALKER		Honda - Moto Rapido / SP125 Racing					
IDEAL LAP TIME : 59.977		BEST LAP TIME : 1:00.255		DIFFERENCE : 0.278					
LAP	SECTOR 1	SECTOR 2		SECTOR 3		LAP TIME	MPH	DIFF	TIME OF DAY
1 -	OUTLAP	29.396	97.5	20.288	98.2				09:01:38.025
2 -	23.837	28.046	100.4	19.358	99.8	1:11.241	64.02	10.986	09:02:49.266
3 -	22.585	27.118	104.5	18.710	100.0	1:08.413	66.67	8.158	09:03:57.679
4 -	22.131	26.432	104.8	18.313	100.4	1:06.876	68.20	6.621	09:05:04.555
5 -	21.888	26.068	106.5	18.596	100.0	1:06.552	68.53	6.297	09:06:11.107
6 -	21.883	25.745	106.0	17.668	100.0	1:05.296	69.85	5.041	09:07:16.403
7 -	21.587	25.980	99.7	17.843	101.0	1:05.410	69.73	5.155	09:08:21.813
8 -	21.362	25.372	105.3	17.669	100.1	1:04.403	70.82	4.148	09:09:26.216
9 -	20.921	25.174	105.3	17.963	97.9	1:04.058	71.20	3.803	09:10:30.274
10 -	21.092	25.178	105.1	17.732	100.0	1:04.002	71.26	3.747	09:11:34.276
11 -	20.809	25.176	104.6	17.729	99.7	1:03.714	71.58	3.459	09:12:37.990
12 -	21.350	25.152	106.0	17.490	100.4	1:03.992	71.27	3.737	09:13:41.982
13 -	20.844	25.225	106.5	23.165	32.2	1:09.234	65.87	8.979	09:14:51.216
14 -	OUTLAP	24.908	105.5	17.481	99.8	1:18.609	58.02	18.354	09:16:09.825
15 -	20.625	25.132	106.1	17.786	101.2	1:03.543	71.77	3.288	09:17:13.368
16 -	20.572	24.597	105.5	17.152	100.6	1:02.321	73.18	2.066	09:18:15.689
17 -	20.214	24.227	106.8	17.801	98.6	1:02.242	73.28	1.987	09:19:17.931
18 -	20.075	24.139	106.1	17.006	101.0	1:01.220 (3)	74.50	0.965	09:20:19.151
19 -	20.085	24.219	106.0	16.982	101.5	1:01.286	74.42	1.031	09:21:20.437
20 -	20.221	24.790	101.0	17.676	100.6	1:02.687	72.76	2.432	09:22:23.124
21 -	19.913	23.619	107.0	16.723	101.5	1:00.255 (1)	75.69		09:23:23.379
22 -	19.635	23.824	107.0	17.136	101.6	1:00.595 (2)	75.27	0.340	09:24:23.974
23 -	20.396	24.585	105.5	17.115	100.3	1:02.096	73.45	1.841	09:25:26.070

Weather / Track : Cloudy / Wet

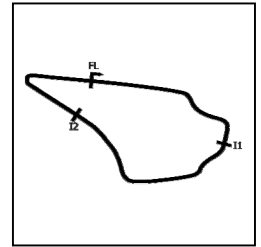
Knockhill
Circuit Length = 1.2669 miles
Start: 09:00 Flag 09:25 End: 09:26

MCRCB BULLETIN TK121

2021 Bennetts British Superbike Championship - Round 2

2021 Honda British Talent Cup

QUALIFYING - SECTOR ANALYSIS



SECTOR 1 = FL to I1, SECTOR 2 = I1 to I2, SECTOR 3 = I2 to FL, DIFF = Difference To Personal Best Lap, P = Crossed Finish Line in Pit Lane, D = Time Disallowed

P19 53		Kiyano VEIJER				Honda - Microlise Cresswell Racing			
IDEAL LAP TIME : 1:00.247		BEST LAP TIME : 1:00.563		DIFFERENCE : 0.316					
LAP	SECTOR 1	SECTOR 2		SECTOR 3		LAP TIME	MPH	DIFF	TIME OF DAY
1 -	OUTLAP	31.191	99.1	20.595	99.1				09:05:14.325
2 -	23.700	27.063	104.8	18.871	100.0	1:09.634	65.50	9.071	09:06:23.959
3 -	22.874	26.530	105.0	18.778	100.4	1:08.182	66.89	7.619	09:07:32.141
4 -	21.989	25.774	105.1	18.426	101.2	1:06.189	68.91	5.626	09:08:38.330
5 -	21.033	25.220	105.6	18.205	100.6	1:04.458	70.76	3.895	09:09:42.788
6 -	21.210	24.753	105.8	17.745	100.1	1:03.708	71.59	3.145	09:10:46.496
7 -	21.015	24.811	105.1	17.609	100.3	1:03.435	71.90	2.872	09:11:49.931
8 -	20.976	24.610	105.0	17.311	100.3	1:02.897	72.51	2.334	09:12:52.828
9 -	21.287	25.669	105.0	17.398	100.3	1:04.354	70.87	3.791	09:13:57.182
10 -	20.773	24.313	105.1	17.495	100.7	1:02.581	72.88	2.018	09:14:59.763
11 -	20.729	24.725	104.6	17.240	101.0	1:02.694	72.75	2.131	09:16:02.457
12 -	20.619	24.593	104.6	17.051	101.0	1:02.263	73.25	1.700	09:17:04.720
13 -	20.676	25.231	102.6	17.498	101.3	1:03.405	71.93	2.842	09:18:08.125
14 -	20.414	24.515	107.5	17.260	100.7	1:02.189	73.34	1.626	09:19:10.314
15 -	20.577	24.055	106.6	16.824	102.6	1:01.456	74.21	0.893	09:20:11.770
16 -	20.574	24.042	106.1	16.707	102.2	1:01.323	74.37	0.760	09:21:13.093
17 -	20.656	23.954	106.5	16.733	101.9	1:01.343	74.35	0.780	09:22:14.436
18 -	20.171	23.735	106.3	16.657	101.8	1:00.563 (1)	75.31		09:23:14.999
19 -	20.132	23.670	105.8	16.869	101.0	1:00.671 (2)	75.17	0.108	09:24:15.670
20 -	19.979	24.336	106.6	16.598	101.6	1:00.913 (3)	74.87	0.350	09:25:16.583

P20 2		Rhys COATES				Honda - Ernie Coates Race Support / SP125 Racing			
IDEAL LAP TIME : 1:00.599		BEST LAP TIME : 1:00.708		DIFFERENCE : 0.109					
LAP	SECTOR 1	SECTOR 2		SECTOR 3		LAP TIME	MPH	DIFF	TIME OF DAY
1 -	OUTLAP	29.108	99.8	20.670	95.3				09:01:34.740
2 -	23.358	27.706	100.7	19.650	97.6	1:10.714	64.50	10.006	09:02:45.454
3 -	22.621	26.916	101.2	19.264	96.8	1:08.801	66.29	8.093	09:03:54.255
4 -	21.847	26.528	100.9	18.977	96.4	1:07.352	67.72	6.644	09:05:01.607
5 -	21.466	26.206	101.0	18.764	96.5	1:06.436	68.65	5.728	09:06:08.043
6 -	21.310	25.696	101.5	18.009	96.9	1:05.015	70.15	4.307	09:07:13.058
7 -	21.423	25.649	101.6	18.035	96.9	1:05.107	70.05	4.399	09:08:18.165
8 -	21.137	25.514	101.2	17.863	96.6	1:04.514	70.69	3.806	09:09:22.679
9 -	21.287	25.553	103.0	17.626	97.9	1:04.466	70.75	3.758	09:10:27.145
10 -	20.733	24.986	102.1	17.848	96.4	1:03.567	71.75	2.859	09:11:30.712
11 -	20.656	25.061	101.6	17.762	97.2	1:03.479	71.85	2.771	09:12:34.191
12 -	20.920	25.844	103.5	17.947	97.9	1:04.711	70.48	4.003	09:13:38.902
13 -	21.569	25.598	102.2	17.853	96.9	1:05.020	70.14	4.312	09:14:43.922
14 -	21.093	24.654	102.2	17.463	98.1	1:03.210	72.15	2.502	09:15:47.132
15 -	20.281	24.289	102.2	17.278	97.5	1:01.848	73.74	1.140	09:16:48.980
16 -	20.267	24.330	102.7	17.548	97.5	1:02.145	73.39	1.437	09:17:51.125
17 -	20.111	24.312	102.2	17.267	98.2	1:01.690	73.93	0.982	09:18:52.815
18 -	20.249	24.726	104.0	17.737	97.9	1:02.712	72.73	2.004	09:19:55.527
19 -	20.423	24.318	103.5	17.566	99.1	1:02.307	73.20	1.599	09:20:57.834
20 -	20.495	24.187	103.7	17.710	97.6	1:02.392	73.10	1.684	09:22:00.226
21 -	19.779	23.883	103.2	17.617	96.8	1:01.279 (2)	74.43	0.571	09:23:01.505
22 -	19.888	23.563	103.4	17.257	98.2	1:00.708 (1)	75.13		09:24:02.213
23 -	19.833	23.944	103.0	17.689	97.3	1:01.466 (3)	74.20	0.758	09:25:03.679

Weather / Track : Cloudy / Wet

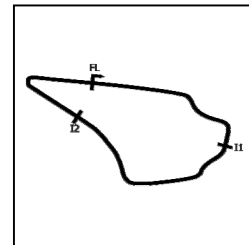
Knockhill
Circuit Length = 1.2669 miles
Start: 09:00 Flag 09:25 End: 09:26

MCRCB BULLETIN TK121

2021 Bennetts British Superbike Championship - Round 2

2021 Honda British Talent Cup

QUALIFYING - SECTOR ANALYSIS



SECTOR 1 = FL to I1, SECTOR 2 = I1 to I2, SECTOR 3 = I2 to FL, DIFF = Difference To Personal Best Lap, P = Crossed Finish Line in Pit Lane, D = Time Disallowed

P21 44		Lucas HILL				Honda - Ashcourt Racing			
IDEAL LAP TIME : 1:00.739		BEST LAP TIME : 1:00.739		DIFFERENCE : 0.000					
LAP	SECTOR 1	SECTOR 2		SECTOR 3		LAP TIME	MPH	DIFF	TIME OF DAY
1 -	OUTLAP	31.308	93.8	19.990	94.3				09:02:54.785
2 -	24.186	28.900	99.2	19.031	94.7	1:12.117	63.24	11.378	09:04:06.902
3 -	24.128	29.062	98.3	29.652	20.2	1:22.842	55.05	22.103	09:05:29.744
4 -	OUTLAP	27.914	98.3	19.113	96.5	2:29.846	30.43	1:29.107	09:07:59.590
5 -	22.408	27.179	99.8	18.894	96.5	1:08.481	66.60	7.742	09:09:08.071
6 -	22.739	26.951	100.4	18.326	97.5	1:08.016	67.05	7.277	09:10:16.087
7 -	22.116	26.374	100.3	18.413	97.3	1:06.903	68.17	6.164	09:11:22.990
8 -	22.225	27.619	99.8	18.470	94.5	1:08.314	66.76	7.575	09:12:31.304
9 -	21.925	26.272	99.4	18.284	96.5	1:06.481	68.60	5.742	09:13:37.785
10 -	21.909	26.197	100.0	18.117	96.8	1:06.223	68.87	5.484	09:14:44.008
11 -	21.763	25.646	100.3	18.120	95.7	1:05.529	69.60	4.790	09:15:49.537
12 -	23.117	25.828	101.0	17.974	97.5	1:06.919	68.15	6.180	09:16:56.456
13 -	21.757	25.766	101.2	17.833	95.5	1:05.356	69.78	4.617	09:18:01.812
14 -	21.256	25.340	100.4	22.975	91.6	1:09.571	65.56	8.832	09:19:11.383
15 -	21.400	25.114	101.5	17.578	97.8	1:04.092	71.16	3.353	09:20:15.475
16 -	20.899	25.211	100.9	17.909	98.8	1:04.019	71.24	3.280	09:21:19.494
17 -	20.665	25.346	98.2	18.142	98.8	1:04.153	71.09	3.414	09:22:23.647
18 -	20.581	24.531	101.6	17.390	97.3	1:02.502 (3)	72.97	1.763	09:23:26.149
19 -	20.204	24.310	100.9	17.173	96.5	1:01.687 (2)	73.93	0.948	09:24:27.836
20 -	19.957	23.680	102.2	17.102	97.8	1:00.739 (1)	75.09		09:25:28.575

P22 5		Mason JOHNSON				Honda - Johnson Racing			
IDEAL LAP TIME : 1:00.817		BEST LAP TIME : 1:01.066		DIFFERENCE : 0.249					
LAP	SECTOR 1	SECTOR 2		SECTOR 3		LAP TIME	MPH	DIFF	TIME OF DAY
1 -	OUTLAP	29.625	93.8	20.086	94.5				09:01:36.153
2 -	23.905	27.896	100.0	19.272	97.2	1:11.073	64.17	10.007	09:02:47.226
3 -	22.723	27.131	101.0	18.964	98.3	1:08.818	66.27	7.752	09:03:56.044
4 -	22.389	26.431	101.6	18.405	97.2	1:07.225	67.84	6.159	09:05:03.269
5 -	22.150	26.336	102.1	18.309	96.9	1:06.795	68.28	5.729	09:06:10.064
6 -	21.819	26.050	101.9	18.034	97.1	1:05.903	69.20	4.837	09:07:15.967
7 -	21.721	26.168	100.9	17.807	98.6	1:05.696	69.42	4.630	09:08:21.663
8 -	21.712	25.648	102.9	17.569	98.8	1:04.929	70.24	3.863	09:09:26.592
9 -	20.887	25.143	103.7	17.555	96.6	1:03.585	71.73	2.519	09:10:30.177
10 -	21.412	25.436	103.0	17.660	98.3	1:04.508	70.70	3.442	09:11:34.685
11 -	20.687	25.093	104.2	17.407	96.6	1:03.187	72.18	2.121	09:12:37.872
12 -	20.794	25.063	102.9	17.256	98.1	1:03.113	72.26	2.047	09:13:40.985
13 -	21.231	25.586	102.4	17.693	98.1	1:04.510	70.70	3.444	09:14:45.495
14 -	21.158	25.401	102.9	17.295	98.5	1:03.854	71.43	2.788	09:15:49.349
15 -	20.842	25.862	99.8	22.277	35.9	1:08.981	66.12	7.915	09:16:58.330
16 -	OUTLAP	24.858	101.8	17.314	98.5	2:56.650	25.82	1:55.584	09:19:54.980
17 -	20.465	24.668	103.8	17.479	99.5	1:02.612	72.84	1.546	09:20:57.592
18 -	20.430	24.173	102.6	17.166	98.3	1:01.769	73.84	0.703	09:21:59.361
19 -	19.978	23.857	102.9	17.586	97.2	1:01.421 (3)	74.25	0.355	09:23:00.782
20 -	19.796	24.001	102.6	17.269	98.2	1:01.066 (1)	74.69		09:24:01.848
21 -	19.900	24.114	102.6	17.164	98.2	1:01.178 (2)	74.55	0.112	09:25:03.026

Weather / Track : Cloudy / Wet

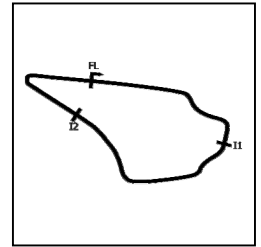
Knockhill
Circuit Length = 1.2669 miles
Start: 09:00 Flag 09:25 End: 09:26

MCRCB BULLETIN TK121

2021 Bennetts British Superbike Championship - Round 2

2021 Honda British Talent Cup

QUALIFYING - SECTOR ANALYSIS



SECTOR 1 = FL to I1, SECTOR 2 = I1 to I2, SECTOR 3 = I2 to FL, DIFF = Difference To Personal Best Lap, P = Crossed Finish Line in Pit Lane, D = Time Disallowed

P23 79		Harley McCABE				Honda - MLav VisionTrack Academy			
IDEAL LAP TIME : 1:01.848		BEST LAP TIME : 1:02.015		DIFFERENCE : 0.167					
LAP	SECTOR 1	SECTOR 2		SECTOR 3		LAP TIME	MPH	DIFF	TIME OF DAY
1 -	OUTLAP	31.701	97.9	20.575	97.9				09:03:18.395
2 -	24.160	28.931	102.9	19.460	98.9	1:12.551	62.86	10.536	09:04:30.946
3 -	24.654	28.145	103.7	18.866	100.1	1:11.665	63.64	9.650	09:05:42.611
4 -	23.459	27.021	104.8	18.729	100.6	1:09.209	65.90	7.194	09:06:51.820
5 -	22.952	26.947	105.8	18.551	100.4	1:08.450	66.63	6.435	09:08:00.270
6 -	23.047	26.566	105.8	18.220	102.1	1:07.833	67.24	5.818	09:09:08.103
7 -	22.216	26.058	105.6	17.701	101.9	1:05.975	69.13	3.960	09:10:14.078
8 -	22.043	25.778	106.3	17.748	101.9	1:05.569	69.56	3.554	09:11:19.647
9 -	21.962	25.683	106.1	17.636	101.3	1:05.281	69.86	3.266	09:12:24.928
10 -	22.219	25.497	106.3	17.394	101.3	1:05.110	70.05	3.095	09:13:30.038
11 -	21.630	25.601	105.8	17.538	101.0	1:04.769	70.42	2.754	09:14:34.807
12 -	21.906	25.317	104.6	17.521	101.6	1:04.744	70.44	2.729	09:15:39.551
13 -	21.737	25.311	105.8	17.518	101.0	1:04.566	70.64	2.551	09:16:44.117
14 -	21.611	24.899	104.8	17.242	102.2	1:03.752	71.54	1.737	09:17:47.869
15 -	21.074	24.866	106.0	17.096	101.6	1:03.036	72.35	1.021	09:18:50.905
16 -	21.127	24.935	106.3	17.053	101.5	1:03.115	72.26	1.100	09:19:54.020
17 -	21.172	24.558	106.3	17.387	101.5	1:03.117	72.26	1.102	09:20:57.137
18 -	21.045	25.064	107.7	17.445	101.9	1:03.554	71.76	1.539	09:22:00.691
19 -	20.573	24.317	106.6	17.125	101.3	1:02.015 (1)	73.54		09:23:02.706
20 -	20.489	24.696	101.6	17.761	100.4	1:02.946 (3)	72.46	0.931	09:24:05.652
21 -	20.919	24.306	105.6	17.458	101.3	1:02.683 (2)	72.76	0.668	09:25:08.335

P24 22		Anthony EAGLE				Honda - Microlise Cresswell Racing			
IDEAL LAP TIME : 1:02.282		BEST LAP TIME : 1:02.337		DIFFERENCE : 0.055					
LAP	SECTOR 1	SECTOR 2		SECTOR 3		LAP TIME	MPH	DIFF	TIME OF DAY
1 -	OUTLAP	29.714	98.5	19.912	95.8				09:06:48.191
2 -	22.891	27.498	99.7	18.776	96.1	1:09.165	65.94	6.828	09:07:57.356
3 -	22.189	26.749	100.6	18.424	96.4	1:07.362	67.71	5.025	09:09:04.718
4 -	21.899	26.618	100.3	18.300	96.6	1:06.817	68.26	4.480	09:10:11.535
5 -	21.671	26.612	100.6	17.516	97.5	1:05.799	69.31	3.462	09:11:17.334
6 -	21.405	26.101	100.7	18.015	96.2	1:05.521	69.61	3.184	09:12:22.855
7 -	21.280	25.435	100.6	17.562	96.1	1:04.277	70.96	1.940	09:13:27.132
8 -	20.991	25.718	99.2	17.688	96.9	1:04.397	70.82	2.060	09:14:31.529
9 -	21.200	25.292	100.4	18.175	95.1	1:04.667	70.53	2.330	09:15:36.196
10 -	20.902	25.007	100.7	17.797	96.5	1:03.706	71.59	1.369	09:16:39.902
11 -	20.439	24.471	100.6	17.427	96.6	1:02.337 (1)	73.16		09:17:42.239
12 -	20.384	24.666	101.0	17.735	96.5	1:02.785	72.64	0.448	09:18:45.024
13 -	20.453	24.549	100.6	17.760	96.6	1:02.762 (3)	72.67	0.425	09:19:47.786
14 -	20.457	24.509	100.9	18.124	96.0	1:03.090	72.29	0.753	09:20:50.876
15 -	20.477	24.582	99.7	17.665	95.5	1:02.724 (2)	72.71	0.387	09:21:53.600
16 -	21.572	25.880	96.8	26.156	21.3	1:13.608	61.96	11.271	09:23:07.208
17 -	OUTLAP	26.023	94.5	18.409	93.0	2:47.687	27.20	1:45.350	09:25:54.895

Weather / Track : Cloudy / Wet

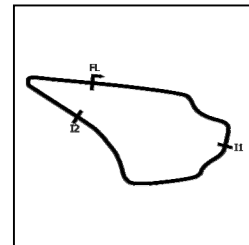
Knockhill
Circuit Length = 1.2669 miles
Start: 09:00 Flag 09:25 End: 09:26

MCRCB BULLETIN TK121

2021 Bennetts British Superbike Championship - Round 2

2021 Honda British Talent Cup

QUALIFYING - SECTOR ANALYSIS



SECTOR 1 = FL to I1, SECTOR 2 = I1 to I2, SECTOR 3 = I2 to FL, DIFF = Difference To Personal Best Lap, P = Crossed Finish Line in Pit Lane, D = Time Disallowed

P25 8		Ross MOORE				Honda - B Moore Honda			
IDEAL LAP TIME : 1:02.363		BEST LAP TIME : 1:02.436		DIFFERENCE : 0.073					
LAP	SECTOR 1	SECTOR 2		SECTOR 3		LAP TIME	MPH	DIFF	TIME OF DAY
1 -	OUTLAP	31.296	99.5	20.406	96.4				09:01:44.835
2 -	24.776	29.394	101.5	19.482	97.5	1:13.652	61.92	11.216	09:02:58.487
3 -	23.459	27.669	102.7	19.168	97.9	1:10.296	64.88	7.860	09:04:08.783
4 -	23.493	27.906	103.4	18.727	96.9	1:10.126	65.04	7.690	09:05:18.909
5 -	22.707	26.762	101.9	18.602	97.1	1:08.071	67.00	5.635	09:06:26.980
6 -	22.483	26.271	102.1	18.545	96.9	1:07.299	67.77	4.863	09:07:34.279
7 -	22.519	25.801	102.4	18.128	97.3	1:06.448	68.64	4.012	09:08:40.727
8 -	21.927	25.921	101.8	18.199	97.8	1:06.047	69.05	3.611	09:09:46.774
9 -	21.410	25.535	102.2	17.918	96.8	1:04.863	70.31	2.427	09:10:51.637
10 -	21.688	25.341	102.2	17.886	96.0	1:04.915	70.26	2.479	09:11:56.552
11 -	21.952	25.585	101.5	23.528	30.2	1:11.065	64.18	8.629	09:13:07.617
12 -	OUTLAP	28.266	101.0	18.361	96.6	2:04.693	36.57	1:02.257	09:15:12.310
13 -	21.571	25.559	101.9	17.889	96.9	1:05.019	70.15	2.583	09:16:17.329
14 -	21.518	25.282	102.7	17.587	98.1	1:04.387	70.83	1.951	09:17:21.716
15 -	20.788	25.159	103.5	17.715	97.8	1:03.662	71.64	1.226	09:18:25.378
16 -	20.802	24.682	102.7	18.378	97.1	1:03.862	71.42	1.426	09:19:29.240
17 -	20.798	24.985	101.9	17.668	97.9	1:03.451	71.88	1.015	09:20:32.691
18 -	20.997	24.327	102.4	17.905	97.1	1:03.229	72.13	0.793	09:21:35.920
19 -	20.733	24.630	102.1	17.826	97.6	1:03.189 (3)	72.18	0.753	09:22:39.109
20 -	20.681	24.344	102.1	17.411	97.6	1:02.436 (1)	73.05		09:23:41.545
21 -	20.625	24.535	102.1	17.981	96.9	1:03.141 (2)	72.23	0.705	09:24:44.686
22 -	20.901	25.892	101.8	21.493	29.6	1:08.286	66.79	5.850	09:25:52.972

P26 51		Holly HARRIS				Honda - MJL Racing			
IDEAL LAP TIME : 1:03.269		BEST LAP TIME : 1:03.433		DIFFERENCE : 0.164					
LAP	SECTOR 1	SECTOR 2		SECTOR 3		LAP TIME	MPH	DIFF	TIME OF DAY
1 -	OUTLAP	30.877	99.2	21.084	96.2				09:03:20.460
2 -	24.605	28.512	101.0	20.145	97.9	1:13.262	62.25	9.829	09:04:33.722
3 -	24.286	27.923	103.0	19.795	98.8	1:12.004	63.34	8.571	09:05:45.726
4 -	23.892	27.288	104.2	19.468	99.2	1:10.648	64.56	7.215	09:06:56.374
5 -	23.261	26.937	104.2	18.586	99.8	1:08.784	66.31	5.351	09:08:05.158
6 -	22.616	26.583	105.1	18.403	100.3	1:07.602	67.47	4.169	09:09:12.760
7 -	22.446	26.063	104.8	18.646	98.3	1:07.155	67.91	3.722	09:10:19.915
8 -	22.170	26.267	104.6	18.062	100.0	1:06.499	68.58	3.066	09:11:26.414
9 -	22.079	25.866	106.0	17.965	100.4	1:05.910	69.20	2.477	09:12:32.324
10 -	22.108	26.278	104.8	17.634	101.2	1:06.020	69.08	2.587	09:13:38.344
11 -	21.983	26.166	104.5	18.220	100.0	1:06.369	68.72	2.936	09:14:44.713
12 -	21.761	25.319	105.8	17.889	101.9	1:04.969	70.20	1.536	09:15:49.682
13 -	21.234	25.560	105.0	17.908	99.8	1:04.702	70.49	1.269	09:16:54.384
14 -	21.409	25.289	104.2	17.506	100.7	1:04.204	71.04	0.771	09:17:58.588
15 -	21.252	25.444	104.5	17.776	99.8	1:04.472	70.74	1.039	09:19:03.060
16 -	20.978	25.092	105.1	17.642	100.6	1:03.712 (3)	71.58	0.279	09:20:06.772
17 -	21.303	25.578	104.8	17.524	100.6	1:04.405	70.81	0.972	09:21:11.177
18 -	21.223	25.896	105.3	17.587	101.8	1:04.706	70.48	1.273	09:22:15.883
19 -	20.740	25.193	105.5	17.500	100.6	1:03.433 (1)	71.90		09:23:19.316
20 -	21.112	25.029	104.6	17.779	101.3	1:03.920	71.35	0.487	09:24:23.236
21 -	20.955	25.100	106.5	17.515	100.6	1:03.570 (2)	71.74	0.137	09:25:26.806

Weather / Track : Cloudy / Wet

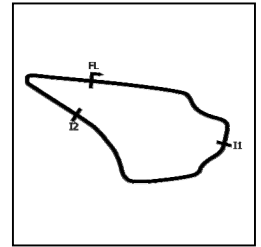
Knockhill
Circuit Length = 1.2669 miles
Start: 09:00 Flag 09:25 End: 09:26

MCRCB BULLETIN TK121

2021 Bennetts British Superbike Championship - Round 2

2021 Honda British Talent Cup

QUALIFYING - SECTOR ANALYSIS



SECTOR 1 = FL to I1, SECTOR 2 = I1 to I2, SECTOR 3 = I2 to FL, DIFF = Difference To Personal Best Lap, P = Crossed Finish Line in Pit Lane, D = Time Disallowed

P27 61		Harrison MACKAY				Honda - True Heros Racing / Super Soco			
IDEAL LAP TIME : 1:03.932		BEST LAP TIME : 1:04.195		DIFFERENCE : 0.263					
LAP	SECTOR 1	SECTOR 2		SECTOR 3		LAP TIME	MPH	DIFF	TIME OF DAY
1 -	OUTLAP	30.411	96.2	21.354	97.9				09:01:42.889
2 -	24.555	29.007	101.9	19.807	99.7	1:13.369	62.16	9.174	09:02:56.258
3 -	23.957	28.298	103.7	19.879	99.8	1:12.134	63.23	7.939	09:04:08.392
4 -	23.662	28.496	103.5	19.585	98.9	1:11.743	63.57	7.548	09:05:20.135
5 -	23.259	27.317	102.7	19.684	99.4	1:10.260	64.91	6.065	09:06:30.395
6 -	22.572	26.775	103.8	18.725	98.9	1:08.072	67.00	3.877	09:07:38.467
7 -	22.819	27.394	103.2	18.402	99.7	1:08.615	66.47	4.420	09:08:47.082
8 -	22.802	26.906	103.2	18.362	99.7	1:08.070	67.00	3.875	09:09:55.152
9 -	22.158	26.822	102.7	18.677	99.1	1:07.657	67.41	3.462	09:11:02.809
10 -	22.802	26.693	104.5	17.916	100.0	1:07.411	67.66	3.216	09:12:10.220
11 -	21.852	26.298	103.8	18.007	100.1	1:06.157	68.94	1.962	09:13:16.377
12 -	22.093	26.971	102.9	18.553	98.1	1:07.617	67.45	3.422	09:14:23.994
13 -	22.695	26.990	102.2	18.640	97.6	1:08.325	66.75	4.130	09:15:32.319
14 -	22.850	26.552	102.6	24.715	26.3	1:14.117	61.53	9.922	09:16:46.436
15 -	OUTLAP	26.500	103.0	19.348	97.5	2:31.539	30.09	1:27.344	09:19:17.975
16 -	21.921	26.310	101.3	17.910	100.6	1:06.141	68.96	1.946	09:20:24.116
17 -	21.552	25.156	105.0	17.487	100.9	1:04.195 (1)	71.05		09:21:28.311
18 -	21.404	25.550	102.9	17.955	100.0	1:04.909 (3)	70.26	0.714	09:22:33.220
19 -	21.680	25.815	102.7	17.939	99.5	1:05.434	69.70	1.239	09:23:38.654
20 -	21.899	25.688	103.0	17.865	99.7	1:05.452	69.68	1.257	09:24:44.106
21 -	21.289	25.775	103.7	17.551	100.0	1:04.615 (2)	70.58	0.420	09:25:48.721

P28 65		Alexander ROWAN				Honda - Victoria House Mortimer Racing			
IDEAL LAP TIME : 1:04.929		BEST LAP TIME : 1:05.144		DIFFERENCE : 0.215					
LAP	SECTOR 1	SECTOR 2		SECTOR 3		LAP TIME	MPH	DIFF	TIME OF DAY
1 -	OUTLAP	31.487	99.4	20.809	96.4				09:03:21.581
2 -	25.176	28.497	101.5	19.701	97.6	1:13.374	62.16	8.230	09:04:34.955
3 -	24.107	27.239	102.7	19.629	98.2	1:10.975	64.26	5.831	09:05:45.930
4 -	24.037	27.066	104.2	19.474	99.2	1:10.577	64.62	5.433	09:06:56.507
5 -	22.744	26.126	103.2	18.640	98.1	1:07.510	67.56	2.366	09:08:04.017
6 -	22.618	25.728	103.2	18.049	98.6	1:06.395	68.69	1.251	09:09:10.412
7 -	22.606	25.805	103.5	18.080	99.2	1:06.491	68.59	1.347	09:10:16.903
8 -	22.160	26.578	104.0	18.029	99.2	1:06.767	68.31	1.623	09:11:23.670
9 -	22.204	26.979	103.4	18.705	99.5	1:07.888	67.18	2.744	09:12:31.558
10 -	22.489	27.391	103.0	18.362	98.1	1:08.242	66.83	3.098	09:13:39.800
11 -	21.668	25.553	102.9	17.923	99.8	1:05.144 (1)	70.01		09:14:44.944
12 -	22.623	25.428	103.8	18.318	98.1	1:06.369 (3)	68.72	1.225	09:15:51.313
13 -	21.853	25.338	104.6	18.069	99.4	1:05.260 (2)	69.89	0.116	09:16:56.573
14 -	21.950	26.410	103.0	22.551	28.4	1:10.911	64.32	5.767	09:18:07.484

Weather / Track : Cloudy / Wet

Knockhill
Circuit Length = 1.2669 miles
Start: 09:00 Flag 09:25 End: 09:26

MCRCB BULLETIN TK122**2021 Bennetts British Superbike Championship - Round 2****2021 Honda British Talent Cup****QUALIFYING - BEST SECTORS**

SECTOR 1			SECTOR 2			SECTOR 3			IDEAL / BEST COMPARISON						
POS	NO	NAME	TIME	NO	NAME	TIME	NO	NAME	TIME	POS	NO	NAME	IDEAL	BEST	DIFF
													PERFECT LAP	57.162	
1	52	BELFORD	18.750	52	BELFORD	22.346	21	JEFFREY	16.066	1	52	BELFORD	57.409	57.409	0.000
2	74	BROWN	18.887	29	BROWN	22.736	74	BROWN	16.169	2	21	JEFFREY	57.871	58.089	0.218
3	29	BROWN	18.926	21	JEFFREY	22.737	52	BELFORD	16.313	3	74	BROWN	57.934	58.094	0.160
4	24	BUCHANAN	18.969	9	STUART-CAMPBEL	22.868	29	BROWN	16.317	4	29	BROWN	57.979	58.038	0.059
5	21	JEFFREY	19.068	74	BROWN	22.878	4	MOUNSEY	16.378	5	9	STUART-CAMPBELL	58.499	58.683	0.184
6	9	STUART-CAMPBEL	19.072	15	CROSBY	22.919	43	HITCHCOCK	16.419	6	24	BUCHANAN	58.686	58.705	0.019
7	43	HITCHCOCK	19.176	24	BUCHANAN	22.927	57	GARNESS	16.461	7	15	CROSBY	58.805	58.818	0.013
8	96	BANHAM	19.181	7	LYONS	23.166	34	COOK	16.509	8	4	MOUNSEY	58.927	58.971	0.044
9	4	MOUNSEY	19.293	34	COOK	23.225	9	STUART-CAMPBEL	16.559	9	43	HITCHCOCK	59.046	59.435	0.389
10	15	CROSBY	19.300	57	GARNESS	23.241	15	CROSBY	16.586	10	34	COOK	59.139	59.161	0.022
11	23	STEPHENSON	19.330	4	MOUNSEY	23.256	41	HOPKINS	16.597	11	96	BANHAM	59.140	59.400	0.260
12	34	COOK	19.405	96	BANHAM	23.305	53	VEIJER	16.598	12	57	GARNESS	59.245	59.348	0.103
13	41	HOPKINS	19.524	23	STEPHENSON	23.374	33	CUNNINGHAM	16.609	13	23	STEPHENSON	59.417	59.596	0.179
14	57	GARNESS	19.543	33	CUNNINGHAM	23.449	96	BANHAM	16.654	14	7	LYONS	59.747	1:00.198	0.451
15	66	DOBSON	19.634	43	HITCHCOCK	23.451	23	STEPHENSON	16.713	15	33	CUNNINGHAM	59.760	1:00.095	0.335
16	48	WALKER	19.635	2	COATES	23.563	7	LYONS	16.713	16	48	WALKER	59.977	1:00.255	0.278
17	33	CUNNINGHAM	19.702	48	WALKER	23.619	48	WALKER	16.723	17	41	HOPKINS	1:00.026	1:00.089	0.063
18	2	COATES	19.779	53	VEIJER	23.670	66	DOBSON	16.761	18	66	DOBSON	1:00.138	1:00.138	0.000
19	5	JOHNSON	19.796	44	HILL	23.680	24	BUCHANAN	16.790	19	53	VEIJER	1:00.247	1:00.563	0.316
20	7	LYONS	19.868	66	DOBSON	23.743	79	McCABE	17.053	20	2	COATES	1:00.599	1:00.708	0.109
21	44	HILL	19.957	5	JOHNSON	23.857	44	HILL	17.102	21	44	HILL	1:00.739	1:00.739	0.000
22	53	VEIJER	19.979	41	HOPKINS	23.905	5	JOHNSON	17.164	22	5	JOHNSON	1:00.817	1:01.066	0.249
23	22	EAGLE	20.384	79	McCABE	24.306	2	COATES	17.257	23	79	McCABE	1:01.848	1:02.015	0.167
24	79	McCABE	20.489	8	MOORE	24.327	8	MOORE	17.411	24	22	EAGLE	1:02.282	1:02.337	0.055
25	8	MOORE	20.625	22	EAGLE	24.471	22	EAGLE	17.427	25	8	MOORE	1:02.363	1:02.436	0.073
26	51	HARRIS	20.740	51	HARRIS	25.029	61	MACKAY	17.487	26	51	HARRIS	1:03.269	1:03.433	0.164
27	61	MACKAY	21.289	61	MACKAY	25.156	51	HARRIS	17.500	27	61	MACKAY	1:03.932	1:04.195	0.263
28	65	ROWAN	21.668	65	ROWAN	25.338	65	ROWAN	17.923	28	65	ROWAN	1:04.929	1:05.144	0.215

Weather / Track : Cloudy / Wet

Knockhill

Circuit Length = 1.2669 miles

Start: 09:00 Flag 09:25 End: 09:26

Results can be found at www.tsl-timing.com

Printed - 09:29 Sunday, 11 July 2021

MCRCB BULLETIN TK123**2021 Bennetts British Superbike Championship - Round 2****2021 Honda British Talent Cup****QUALIFYING - BEST SPEEDS**

POS	INTERMEDIATE 1		INTERMEDIATE 2		FINISH LINE			
	NO	NAME	MPH	NO	NAME	MPH	NO	NAME
1			57	GARNESS	111.4	57	GARNESS	106.1
2			52	BELFORD	108.5	21	JEFFREY	103.0
3			21	JEFFREY	108.2	52	BELFORD	102.6
4			74	BROWN	107.7	9	STUART-CAMPBELL	102.6
5			4	MOUNSEY	107.7	53	VEIJER	102.6
6			79	McCABE	107.7	74	BROWN	102.4
7			53	VEIJER	107.5	4	MOUNSEY	102.4
8			9	STUART-CAMPBELL	107.2	79	McCABE	102.2
9			48	WALKER	107.0	51	HARRIS	101.9
10			24	BUCHANAN	106.5	43	HITCHCOCK	101.6
11			51	HARRIS	106.5	48	WALKER	101.6
12			34	COOK	106.3	66	DOBSON	101.3
13			41	HOPKINS	106.0	34	COOK	101.2
14			66	DOBSON	106.0	41	HOPKINS	100.9
15			43	HITCHCOCK	105.6	61	MACKAY	100.9
16			33	CUNNINGHAM	105.6	29	BROWN	100.4
17			29	BROWN	105.5	24	BUCHANAN	100.4
18			23	STEPHENSON	105.1	33	CUNNINGHAM	100.4
19			7	LYONS	105.1	65	ROWAN	99.8
20			61	MACKAY	105.0	5	JOHNSON	99.5
21			96	BANHAM	104.8	23	STEPHENSON	99.4
22			65	ROWAN	104.6	96	BANHAM	99.2
23			15	CROSBY	104.3	2	COATES	99.1
24			5	JOHNSON	104.2	15	CROSBY	98.8
25			2	COATES	104.0	44	HILL	98.8
26			8	MOORE	103.5	7	LYONS	98.3
27			44	HILL	102.2	8	MOORE	98.1
28			22	EAGLE	101.0	22	EAGLE	97.5

Weather / Track : Cloudy / Wet

Results can be found at www.tsl-timing.comKnockhill
Circuit Length = 1.2669 miles
Start: 09:00 Flag 09:25 End: 09:26

Printed - 09:30 Sunday, 11 July 2021

MCRCB BULLETIN TK124

2021 Bennetts British Superbike Championship - Round 2

2021 Honda British Talent Cup

QUALIFYING - STATISTICS

Competitors Started 28
Planned Start 2021-07-11 @ 09:00:00.000
Actual Start 2021-07-11 @ 09:00:01.216
Finish Time 2021-07-11 @ 09:25:01.216
Track Length 1.2669mi.
Total Laps 592
Total Distance Covered 750.0497mi.

Session Fastest Lap History

NO	NAME	LAP TIME	TIME OF DAY	LAP	VEHICLE
15	Harrison CROSBY	1:05.165	09:02:33.265	2	Honda
15	Harrison CROSBY	1:04.829	09:03:38.094	3	Honda
15	Harrison CROSBY	1:03.809	09:04:41.904	4	Honda
7	Jamie LYONS	1:03.394	09:06:12.398	5	Honda
21	Troy JEFFREY	1:03.315	09:06:47.520	5	Honda
21	Troy JEFFREY	1:02.776	09:07:50.296	6	Honda
29	Lucas BROWN	1:02.680	09:08:07.434	7	Honda
21	Troy JEFFREY	1:01.749	09:08:52.045	7	Honda
15	Harrison CROSBY	1:01.743	09:09:59.040	9	Honda
21	Troy JEFFREY	1:01.037	09:10:55.297	9	Honda
7	Jamie LYONS	1:00.900	09:13:32.288	12	Honda
21	Troy JEFFREY	1:00.820	09:13:59.604	12	Honda
21	Troy JEFFREY	59.252	09:14:58.856	13	Honda
74	Carter BROWN	59.042	09:19:21.767	17	Honda
21	Troy JEFFREY	58.089	09:20:59.835	19	Honda
52	Evan BELFORD	57.409	09:24:09.476	22	Honda

Flag History

TYPE	TIME OF DAY
GREEN	09:00:01.216
FINISH	09:25:01.216

Flag Statistics

TYPE	COUNT	TOTAL LAPS	TOTAL TIME
Green	1	24	26:16.334
Red	0	0	0.000
Safety Car	0	0	0.000
FCY	0	0	0.000

Weather / Track : Cloudy / Wet

Results can be found at www.tsl-timing.com

Knockhill
Circuit Length = 1.2669 miles
Start: 09:00 Flag 09:25 End: 09:26

Printed - 09:30 Sunday, 11 July 2021

MCRCB BULLETIN TK125

2021 Bennetts British Superbike Championship - Round 2

2021 Honda British Talent Cup

QUALIFYING - SESSION NOTES

TIME

MESSAGE

09:19:36

NO. 7 - FALLER AT T9 - RIDER OK

Weather / Track : Cloudy / Wet

Results can be found at www.tsl-timing.com

Knockhill

Circuit Length = 1.2669 miles

Start: 09:00 Flag 09:25 End: 09:26

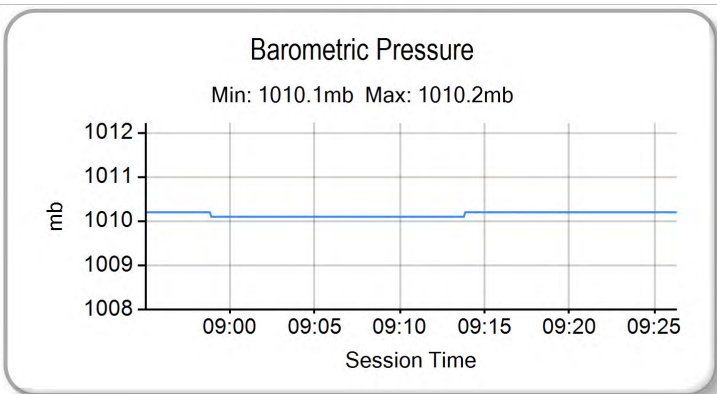
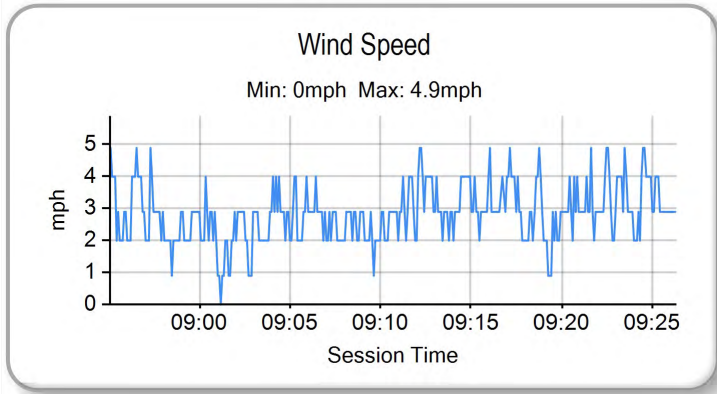
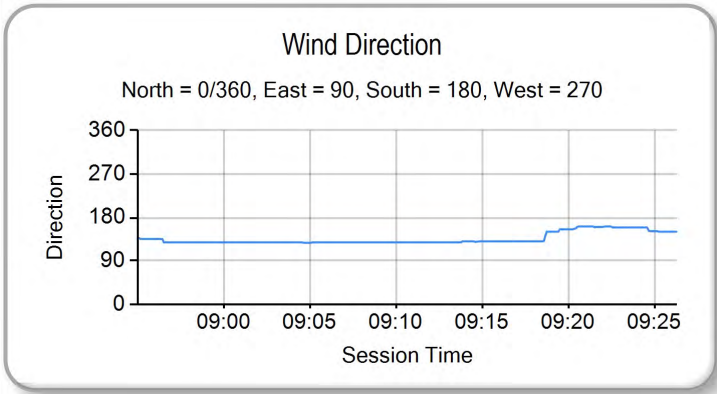
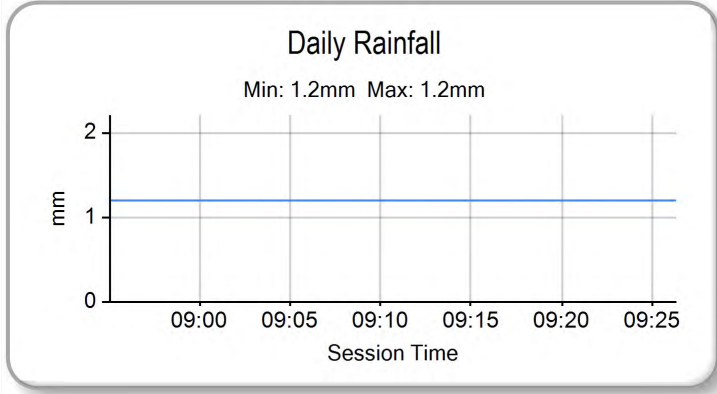
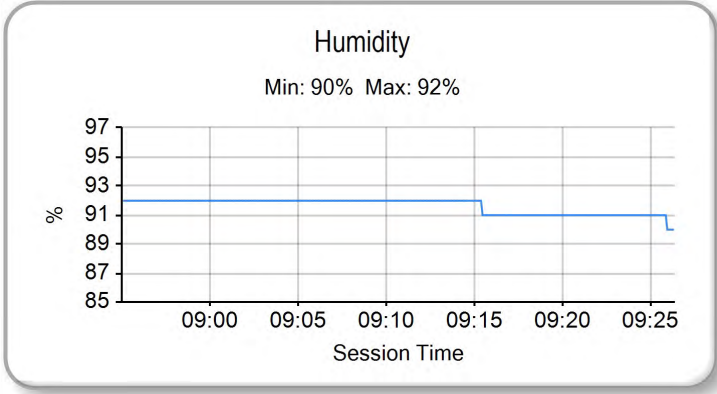
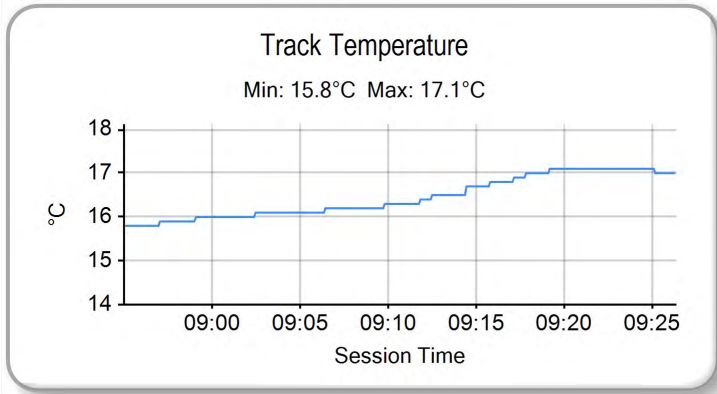
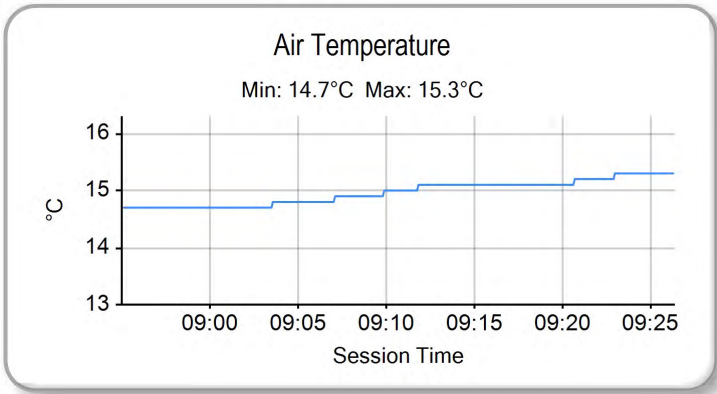
Printed - 09:31 Sunday, 11 July 2021

MCRCB BULLETIN TK126

2021 Bennetts British Superbike Championship - Round 2

2021 Honda British Talent Cup

QUALIFYING - WEATHER CONDITIONS



Weather / Track : Cloudy / Wet

Results can be found at www.tsl-timing.com

Knockhill
Circuit Length = 1.2669 miles
Start: 09:00 Flag 09:25 End: 09:26

Printed - 09:31 Sunday, 11 July 2021

RACE 1 - GRID (24 Laps)

ROW 10			28	65	Alexander ROWAN	1:05.144						
ROW 9	27	61	Harrison MACKAY	1:04.195	26	51	Holly HARRIS	1:03.433	25	8	Ross MOORE	1:02.436
ROW 8	24	22	Anthony EAGLE	1:02.337	23	79	Harley McCABE	1:02.015	22	5	Mason JOHNSON	1:01.066
ROW 7	21	44	Lucas HILL	1:00.739	20	2	Rhys COATES	1:00.708	19	53	Kiyano VEIJER	1:00.563
ROW 6	18	48	Ollie WALKER	1:00.255	17	7	Jamie LYONS	1:00.198	16	66	Rossi DOBSON	1:00.138
ROW 5	15	33	JJ CUNNINGHAM	1:00.095	14	41	Luca HOPKINS	1:00.089	13	23	Rhys STEPHENSON	59.596
ROW 4	12	43	Ryan HITCHCOCK	59.435	11	96	Rossi BANHAM	59.400	10	57	Johnny GARNES	59.348
ROW 3	9	34	James COOK	59.161	8	4	Sullivan MOUNSEY	58.971	7	15	Harrison CROSBY	58.818
ROW 2	6	24	Cormac BUCHANAN	58.705	5	9	Bailey STUART-CAMPBELL	58.683	4	74	Carter BROWN	58.094
ROW 1	3	21	Troy JEFFREY	58.089	2	29	Lucas BROWN	58.038	1	52	Evan BELFORD	57.409
Pole												

These results are provisional until the conclusion of any judicial and technical matters.

Knockhill
Circuit Length = 1.2669 miles

Race Director : Stuart Higgs	Stewards :	Timekeeper : Richard Evans
------------------------------	------------	----------------------------

Results can be found at www.britishsuperbike.com

Printed - 09:36 Sunday, 11 July 2021



POS	NO	NAME	NAT	ENTRY	LAPS	TIME	GAP	DIFF	MPH	BEST	ON
1	52	Evan BELFORD	GBR	Honda - City Lifting by RS Racing	20	18:25.672			82.50	54.635	6
2	57	Johnny GARNESS	GBR	Honda - City Lifting by RS Racing	20	18:33.905	8.233	8.233	81.89	55.057	17
3	15	Harrison CROSBY	GBR	Honda - Banks Racing	20	18:34.405	8.733	0.500	81.85	54.865	20
4	24	Cormac BUCHANAN	NZL	Honda - Microlise Cresswell Racing	20	18:34.426	8.754	0.021	81.85	54.803	20
5	34	James COOK	GBR	Honda - Wilson Racing	20	18:39.212	13.540	4.786	81.50	55.094	10
6	21	Troy JEFFREY	GBR	Honda - Stiggymotorsport	20	18:41.191	15.519	1.979	81.36	55.399	6
7	9	Bailey STUART-CAMPBELL	GBR	Honda - Team 151s	20	18:43.174	17.502	1.983	81.21	55.272	10
8	48	Ollie WALKER	GBR	Honda - Moto Rapido / SP125 Racing	20	18:43.294	17.622	0.120	81.20	55.294	9
9	53	Kiyano VEIJER	NLD	Honda - Microlise Cresswell Racing	20	18:57.072	31.400	13.778	80.22	55.600	18
10	7	Jamie LYONS	GBR	Honda - C&M Motors Ltd / Tooltec Racing	20	18:57.580	31.908	0.508	80.18	56.205	15
11	96	Rossi BANHAM	GBR	Honda - MJL Racing	20	19:04.122	38.450	6.542	79.73	56.211	11
12	44	Lucas HILL	GBR	Honda - Ashcourt Racing	20	19:05.123	39.451	1.001	79.66	56.286	16
13	41	Luca HOPKINS	GBR	Honda - Wilson Racing	20	19:08.348	42.676	3.225	79.43	56.512	14
14	66	Rossi DOBSON	GBR	Honda - WM Racing	20	19:08.451	42.779	0.103	79.43	56.326	11
15	5	Mason JOHNSON	GBR	Honda - Johnson Racing	20	19:10.819	45.147	2.368	79.26	56.502	13
16	51	Holly HARRIS	GBR	Honda - MJL Racing	19	18:33.005	1 Lap	1 Lap	77.86	57.408	18
17	61	Harrison MACKAY	GBR	Honda - True Heros Racing / Super Soco	19	18:40.944	1 Lap	7.939	77.31	57.313	19
18	22	Anthony EAGLE	GBR	Honda - Microlise Cresswell Racing	19	18:43.382	1 Lap	2.438	77.14	58.014	13
19	8	Ross MOORE	GBR	Honda - B Moore Honda	19	18:48.889	1 Lap	5.507	76.76	57.969	16

NOT CLASSIFIED

DNF	33	JJ CUNNINGHAM	GBR	Honda - Thomeycroft56 / JCRsupersport	18	17:13.384	2 Laps	1 Lap	79.44	56.293	16
DNF	65	Alexander ROWAN	GBR	Honda - Victoria House Mortimer Racing	14	14:22.533	6 Laps	4 Laps	74.03	59.839	12
DNF	4	Sullivan MOUNSEY	GBR	Honda - iForce Lloyd & Jones	7	6:37.037	13 Laps	7 Laps	80.41	55.740	7
DNF	2	Rhys COATES	GBR	Honda - Ernie Coates Race Support / SP125 Racing	6	5:51.367	14 Laps	1 Lap	77.88	56.952	6
DNF	29	Lucas BROWN	GBR	Honda - Amphibian Scaffolding / SP125 Racing	1	59.699	19 Laps	5 Laps	76.40		
DNF	74	Carter BROWN	GBR	Honda - City Lifting by RS Racing	0						
DNF	43	Ryan HITCHCOCK	GBR	Honda - Wilson Racing	0						
DNF	23	Rhys STEPHENSON	GBR	Honda - Rocket Racing	0						
DNF	79	Harley McCABE	GBR	Honda - MLav VisionTrack Academy	0						

FASTEST LAP

52	Evan BELFORD	GBR	Honda - City Lifting by RS Racing	6	54.635	83.48 mph	134.35 kph
----	--------------	-----	-----------------------------------	---	--------	-----------	------------

Establishes Lap Record

Weather / Track : Cloudy / Dry

These results are provisional until the conclusion of any judicial and technical matters.

Knockhill: 1.2669 miles

Race Distance: 20 Laps / 25.33 miles

Start: 11:19 Flag 11:38 End: 11:39

Race Director : Stuart Higgs	Stewards :	Timekeeper : Richard Evans
------------------------------	------------	----------------------------

Results can be found at www.britishsuperbike.com

Printed - 11:40 Sunday, 11 July 2021



MCRCB BULLETIN TK159**2021 Bennetts British Superbike Championship - Round 2****2021 Honda British Talent Cup****RACE 1 - FASTEST LAP CLASSIFICATION**

POS	RACE POS	NO	NAME	NAT	ENTRY	BEST	ON
1	1	52	Evan BELFORD	GBR	Honda - City Lifting by RS Racing	54.635	6
2	4	24	Cormac BUCHANAN	NZL	Honda - Microlise Cresswell Racing	54.803	20
3	3	15	Harrison CROSBY	GBR	Honda - Banks Racing	54.865	20
4	2	57	Johnny GARNESS	GBR	Honda - City Lifting by RS Racing	55.057	17
5	5	34	James COOK	GBR	Honda - Wilson Racing	55.094	10
6	7	9	Bailey STUART-CAMPBELL	GBR	Honda - Team 151s	55.272	10
7	8	48	Ollie WALKER	GBR	Honda - Moto Rapido / SP125 Racing	55.294	9
8	6	21	Troy JEFFREY	GBR	Honda - Stiggymotorsport	55.399	6
9	9	53	Kiyano VEIJER	NLD	Honda - Microlise Cresswell Racing	55.600	18
10	22	4	Sullivan MOUNSEY	GBR	Honda - iForce Lloyd & Jones	55.740	7
11	10	7	Jamie LYONS	GBR	Honda - C&M Motors Ltd / Tooltec Racing	56.205	15
12	11	96	Rossi BANHAM	GBR	Honda - MJL Racing	56.211	11
13	12	44	Lucas HILL	GBR	Honda - Ashcourt Racing	56.286	16
14	20	33	JJ CUNNINGHAM	GBR	Honda - Thorneycroft56 / JCRsupersport	56.293	16
15	14	66	Rossi DOBSON	GBR	Honda - WM Racing	56.326	11
16	15	5	Mason JOHNSON	GBR	Honda - Johnson Racing	56.502	13
17	13	41	Luca HOPKINS	GBR	Honda - Wilson Racing	56.512	14
18	23	2	Rhys COATES	GBR	Honda - Ernie Coates Race Support / SP125 Racing	56.952	6
19	17	61	Harrison MACKAY	GBR	Honda - True Heros Racing / Super Soco	57.313	19
20	16	51	Holly HARRIS	GBR	Honda - MJL Racing	57.408	18
21	19	8	Ross MOORE	GBR	Honda - B Moore Honda	57.969	16
22	18	22	Anthony EAGLE	GBR	Honda - Microlise Cresswell Racing	58.014	13
23	21	65	Alexander ROWAN	GBR	Honda - Victoria House Mortimer Racing	59.839	12

Weather / Track : Cloudy / Dry

Results can be found at www.tsl-timing.com

Knockhill

Circuit Length = 1.2669 miles

Start: 11:19 Flag 11:38 End: 11:39

Printed - 11:44 Sunday, 11 July 2021

MCRCB BULLETIN TK154

2021 Bennetts British Superbike Championship - Round 2

2021 Honda British Talent Cup

RACE 1 - LAP CHART

41	30.887	56.817	34	11.896	55.579	57	9.070	55.439
66	31.017	57.167	21	13.615	55.618	15	10.122	55.406
33	31.280	56.824	9	14.578	55.719	24	10.205	55.519
5	31.405	56.502	48	14.663	55.716	34	13.730	56.140
51	47.426	57.509	7	28.149	56.445	61	1 Lap	58.146
61	51.839	58.031	53	29.866	56.090	21	15.156	56.059
22	52.832	58.014	96	33.300	56.431	22	1 Lap	59.427

LAP 14 @ 11:32:47.752

NO	BEHIND	LAP TIME
----	--------	----------

52		55.148
8	1 Lap	58.632
57	7.606	55.350
15	8.671	54.965
24	8.715	55.229
34	11.184	55.235
21	12.705	55.560
9	13.086	55.496
48	13.190	55.394
65	1 Lap	1:02.117
7	25.853	57.573
53	27.818	55.729
96	30.725	56.489
41	32.251	56.512
44	32.393	56.977
66	33.096	57.227
33	33.395	57.263
5	33.436	57.179
51	49.768	57.490
61	54.597	57.906

LAP 15 @ 11:33:42.735

NO	BEHIND	LAP TIME
----	--------	----------

52		54.983
22	1 Lap	58.095
8	1 Lap	58.936
57	8.280	55.657
24	8.818	55.086
15	8.867	55.179
34	11.688	55.487
21	13.368	55.646
9	14.230	56.127
48	14.318	56.111
7	27.075	56.205
53	29.147	56.312
96	32.240	56.498
41	33.997	56.729
44	34.087	56.677
65	1 Lap	1:03.518
66	34.904	56.791
33	35.201	56.789
5	35.398	56.945
51	52.541	57.756

LAP 16 @ 11:34:38.106

NO	BEHIND	LAP TIME
----	--------	----------

52		55.371
61	1 Lap	58.511
22	1 Lap	58.193
57	8.431	55.522
24	9.028	55.581
15	9.647	56.151
8	1 Lap	59.461

LAP 17 @ 11:35:33.611

NO	BEHIND	LAP TIME
----	--------	----------

52		55.505
51	1 Lap	58.845
61	1 Lap	58.476
22	1 Lap	58.487
57	7.983	55.057
24	8.691	55.168
15	9.054	54.912
34	12.045	55.654
21	13.690	55.580
8	1 Lap	57.969
9	14.557	55.484
48	14.722	55.564
7	28.999	56.355
53	30.496	56.135
96	34.281	56.486
44	35.979	56.482
66	37.069	56.593
41	37.182	57.267
33	37.544	56.926
5	38.271	56.933

LAP 18 @ 11:36:28.720

NO	BEHIND	LAP TIME
----	--------	----------

52		55.109
51	1 Lap	57.701
57	8.738	55.864
24	9.793	56.211
15	9.823	55.878
22	1 Lap	59.447
61	1 Lap	1:00.558
34	12.697	55.761
21	14.204	55.623
9	16.040	56.592
48	16.128	56.515
8	1 Lap	58.168
7	30.464	56.574
53	30.987	55.600
96	36.039	56.867
44	37.529	56.659
41	38.722	56.649
66	38.891	56.931
33	39.073	56.638
5	40.422	57.260

LAP 19 @ 11:37:23.827

NO	BEHIND	LAP TIME
----	--------	----------

52		55.107
51	1 Lap	57.408

LAP 20 @ 11:38:20.081

NO	BEHIND	LAP TIME
----	--------	----------

52		56.254
51	1 Lap	58.184
57	8.233	55.417
15	8.733	54.865
24	8.754	54.803
34	13.540	56.064
61	1 Lap	57.313
21	15.519	56.617
9	17.502	56.598
48	17.622	56.572
22	1 Lap	58.706
8	1 Lap	59.028
53	31.400	55.941
7	31.908	56.359
96	38.450	56.936
44	39.451	56.827
41	42.676	57.475
66	42.779	57.482
5	45.147	57.356

Weather / Track : Cloudy / Dry

MCRCB BULLETIN TK155

2021 Bennetts British Superbike Championship - Round 2

2021 Honda British Talent Cup

RACE 1 - POSITION CHART

No	Name	Lap																				
		Pos	1	2	3	4	5	6	7	8	9	10	11	12	13	14	15	16	17	18	19	20
52	BELFORD	1	52	52	52	52	52	52	52	52	52	52	52	52	52	52	52	52	52	52	52	52
29	BROWN	2	21	57	57	57	57	57	57	57	57	57	57	57	57	57	57	57	57	57	57	57
21	JEFFREY	3	29	21	21	21	21	21	15	24	24	24	15	24	24	15	24	24	24	24	15	15
74	BROWN	4	4	9	34	15	15	15	24	15	15	15	24	15	15	24	15	15	15	15	24	24
9	STUART-CAMPBELL	5	57	34	9	9	24	24	21	21	21	21	34	34	34	34	34	34	34	34	34	34
24	BUCHANAN	6	9	15	15	24	9	9	9	9	34	34	21	21	21	21	21	21	21	21	21	21
15	CROSBY	7	15	4	24	34	34	34	34	34	9	9	9	9	9	9	9	9	9	9	9	9
4	MOUNSEY	8	34	24	4	4	4	4	4	48	48	48	48	48	48	48	48	48	48	48	48	48
34	COOK	9	24	48	48	48	48	48	48	7	7	7	7	7	7	7	7	7	7	7	53	53
57	GARNESS	10	48	7	7	7	7	7	7	41	53	53	53	53	53	53	53	53	53	53	7	7
96	BANHAM	11	66	41	41	41	41	41	41	66	96	44	96	96	96	96	96	96	96	96	96	96
43	HITCHCOCK	12	7	66	66	5	5	66	66	44	44	96	66	44	44	41	41	44	44	44	44	44
23	STEPHENSON	13	41	5	5	66	66	5	44	96	41	66	44	66	41	44	44	41	66	41	41	41
41	HOPKINS	14	5	2	53	53	53	96	96	53	66	41	41	41	66	66	66	66	41	66	66	66
33	CUNNINGHAM	15	2	53	2	96	96	53	53	33	33	5	5	33	33	33	33	33	33	33	5	5
66	DOBSON	16	44	44	96	2	44	44	5	5	5	33	33	5	5	5	5	5	5	5	5	51
7	LYONS	17	53	33	44	44	2	2	33	51	51	51	51	51	51	51	51	51	51	51	51	61
48	WALKER	18	33	96	33	33	33	33	51	61	61	61	61	61	61	61	61	61	61	22	61	22
53	VEIJER	19	96	51	51	51	51	51	61	22	22	22	22	22	22	22	22	22	22	61	22	8
2	COATES	20	51	61	61	61	61	61	22	8	8	8	8	8	8	8	8	8	8	8	8	8
44	HILL	21	8	8	22	22	22	22	8	65	65	65	65	65	65	65						
5	JOHNSON	22	61	22	8	8	8	8	65													
79	McCABE	23	22	65	65	65	65	65														
22	EAGLE	24	65																			
8	MOORE	25																				
51	HARRIS	26																				
61	MACKAY	27																				
65	ROWAN	28																				

Weather / Track : Cloudy / Dry

Results can be found at www.tsl-timing.com

Knockhill
 Circuit Length = 1.2669 miles
 Start: 11:19 Flag 11:38 End: 11:39

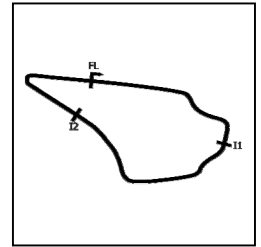
Printed - 11:42 Sunday, 11 July 2021

MCRCB BULLETIN TK156

2021 Bennetts British Superbike Championship - Round 2

2021 Honda British Talent Cup

RACE 1 - SECTOR ANALYSIS



SECTOR 1 = FL to I1, SECTOR 2 = I1 to I2, SECTOR 3 = I2 to FL, DIFF = Difference To Personal Best Lap, P = Crossed Finish Line in Pit Lane, D = Time Disallowed

P1 52		Evan BELFORD				Honda - City Lifting by RS Racing			
IDEAL LAP TIME : 54.555		BEST LAP TIME : 54.635		DIFFERENCE : 0.080					
LAP	SECTOR 1	SECTOR 2		SECTOR 3		LAP TIME	MPH	DIFF	TIME OF DAY
1 -		21.414	108.2	15.637	101.8	57.576	79.21	2.941	11:20:51.985
2 -	18.055	21.501	108.0	15.746	101.6	55.302	82.47	0.667	11:21:47.287
3 -	18.094	21.300	108.5	15.459	102.4	54.853	83.15	0.218	11:22:42.140
4 -	18.369	21.620	107.7	15.611	101.6	55.600	82.03	0.965	11:23:37.740
5 -	18.198	21.321	108.4	15.572	102.1	55.091	82.79	0.456	11:24:32.831
6 -	17.983	21.224	108.0	15.428	101.8	54.635 (1)	83.48		11:25:27.466
7 -	18.058	21.219	108.2	15.501	101.8	54.778 (3)	83.26	0.143	11:26:22.244
8 -	18.042	21.401	107.8	15.606	101.9	55.049	82.85	0.414	11:27:17.293
9 -	18.233	21.213	107.8	15.391	102.6	54.837	83.17	0.202	11:28:12.130
10 -	18.028	21.941	108.2	15.412	102.7	55.381	82.35	0.746	11:29:07.511
11 -	17.951	21.344	107.5	15.411	102.4	54.706 (2)	83.37	0.071	11:30:02.217
12 -	18.057	21.409	108.2	15.509	101.9	54.975	82.96	0.340	11:30:57.192
13 -	18.010	21.410	109.2	15.992	101.9	55.412	82.31	0.777	11:31:52.604
14 -	18.019	21.543	108.4	15.586	101.6	55.148	82.70	0.513	11:32:47.752
15 -	18.124	21.361	109.2	15.498	102.1	54.983	82.95	0.348	11:33:42.735
16 -	18.522	21.439	108.5	15.410	102.1	55.371	82.37	0.736	11:34:38.106
17 -	18.151	21.670	108.7	15.684	100.9	55.505	82.17	0.870	11:35:33.611
18 -	18.155	21.461	108.5	15.493	101.6	55.109	82.76	0.474	11:36:28.720
19 -	18.097	21.495	108.2	15.515	101.2	55.107	82.76	0.472	11:37:23.827
20 -	18.291	22.263	106.0	15.700	100.3	56.254	81.08	1.619	11:38:20.081

P2 57		Johnny GARNES				Honda - City Lifting by RS Racing			
IDEAL LAP TIME : 54.844		BEST LAP TIME : 55.057		DIFFERENCE : 0.213					
LAP	SECTOR 1	SECTOR 2		SECTOR 3		LAP TIME	MPH	DIFF	TIME OF DAY
1 -		22.049	113.7	15.648	107.3	59.821	76.24	4.764	11:20:54.230
2 -	18.093	21.650	111.1	16.273	104.8	56.016	81.42	0.959	11:21:50.246
3 -	18.124	21.753	112.4	15.482	107.0	55.359	82.39	0.302	11:22:45.605
4 -	18.146	21.573	112.5	15.577	106.3	55.296	82.48	0.239	11:23:40.901
5 -	18.235	21.548	112.9	15.526	106.6	55.309	82.46	0.252	11:24:36.210
6 -	18.076	21.475	112.2	15.560	105.1	55.111 (2)	82.76	0.054	11:25:31.321
7 -	18.220	21.524	112.4	15.620	105.3	55.364	82.38	0.307	11:26:26.685
8 -	18.130	21.760	111.8	15.654	106.6	55.544	82.11	0.487	11:27:22.229
9 -	18.414	21.812	112.0	15.792	105.5	56.018	81.42	0.961	11:28:18.247
10 -	18.161	21.728	112.0	15.570	106.8	55.459	82.24	0.402	11:29:13.706
11 -	18.198	22.014	111.4	15.421	107.2	55.633	81.98	0.576	11:30:09.339
12 -	18.127	21.646	111.8	15.690	106.3	55.463	82.23	0.406	11:31:04.802
13 -	18.061	21.538	112.4	15.607	106.6	55.206 (3)	82.61	0.149	11:32:00.008
14 -	18.034	21.557	113.3	15.759	105.8	55.350	82.40	0.293	11:32:55.358
15 -	18.127	21.703	113.5	15.827	104.8	55.657	81.95	0.600	11:33:51.015
16 -	18.420	21.672	113.1	15.430	106.5	55.522	82.14	0.465	11:34:46.537
17 -	18.106	21.430	112.2	15.521	105.6	55.057 (1)	82.84		11:35:41.594
18 -	18.147	22.185	112.0	15.532	106.0	55.864	81.64	0.807	11:36:37.458
19 -	18.127	21.845	112.4	15.467	106.6	55.439	82.27	0.382	11:37:32.897
20 -	17.993	21.978	111.2	15.446	106.5	55.417	82.30	0.360	11:38:28.314

Weather / Track : Cloudy / Dry

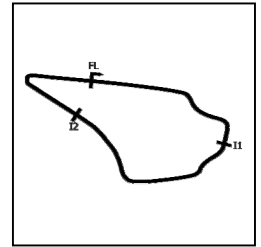
Knockhill
Circuit Length = 1.2669 miles
Start: 11:19 Flag 11:38 End: 11:39

MCRCB BULLETIN TK156

2021 Bennetts British Superbike Championship - Round 2

2021 Honda British Talent Cup

RACE 1 - SECTOR ANALYSIS



SECTOR 1 = FL to I1, SECTOR 2 = I1 to I2, SECTOR 3 = I2 to FL, DIFF = Difference To Personal Best Lap, P = Crossed Finish Line in Pit Lane, D = Time Disallowed

P3 15		Harrison CROSBY				Honda - Banks Racing				
IDEAL LAP TIME : 54.662		BEST LAP TIME : 54.865		DIFFERENCE : 0.203						
LAP	SECTOR 1	SECTOR 2	SECTOR 3	LAP TIME	MPH	DIFF	TIME OF DAY			
1 -		22.232	106.5	16.334	98.5	1:00.643	75.21	5.778	11:20:55.052	
2 -	18.521	21.942	105.6	15.893	98.2	56.356	80.93	1.491	11:21:51.408	
3 -	18.270	21.662	107.0	15.831	99.8	55.763	81.79	0.898	11:22:47.171	
4 -	18.106	21.557	107.5	15.631	99.1	55.294	82.48	0.429	11:23:42.465	
5 -	18.210	21.375	106.6	15.771	99.4	55.356	82.39	0.491	11:24:37.821	
6 -	18.074	21.264	106.8	15.733	99.8	55.071	82.82	0.206	11:25:32.892	
7 -	18.046	22.028	103.5	15.895	98.1	55.969	81.49	1.104	11:26:28.861	
8 -	18.208	21.686	105.1	15.873	99.2	55.767	81.78	0.902	11:27:24.628	
9 -	18.225	21.382	105.3	15.759	99.8	55.366	82.38	0.501	11:28:19.994	
10 -	17.964	21.458	105.6	15.875	99.7	55.297	82.48	0.432	11:29:15.291	
11 -	18.017	21.489	106.8	15.944	98.9	55.450	82.25	0.585	11:30:10.741	
12 -	18.140	21.533	106.5	15.838	98.6	55.511	82.16	0.646	11:31:06.252	
13 -	18.096	21.417	105.3	15.693	99.7	55.206	82.61	0.341	11:32:01.458	
14 -	17.988	21.356	107.2	15.621	99.1	54.965 (3)	82.98	0.100	11:32:56.423	
15 -	18.167	21.308	107.2	15.704	98.6	55.179	82.66	0.314	11:33:51.602	
16 -	18.398	22.060	106.8	15.693	99.7	56.151	81.22	1.286	11:34:47.753	
17 -	18.030	21.284	106.8	15.598	98.8	54.912 (2)	83.06	0.047	11:35:42.665	
18 -	18.009	21.854	106.1	16.015	97.1	55.878	81.62	1.013	11:36:38.543	
19 -	18.305	21.538	104.6	15.563	99.1	55.406	82.32	0.541	11:37:33.949	
20 -	18.097	21.334	107.0	15.434	102.9	54.865 (1)	83.13		11:38:28.814	

P4 24		Cormac BUCHANAN				Honda - Microlise Cresswell Racing				
IDEAL LAP TIME : 54.613		BEST LAP TIME : 54.803		DIFFERENCE : 0.190						
LAP	SECTOR 1	SECTOR 2	SECTOR 3	LAP TIME	MPH	DIFF	TIME OF DAY			
1 -		22.437	108.0	16.034	101.2	1:00.750	75.07	5.947	11:20:55.159	
2 -	18.143	21.981	108.0	16.433	101.6	56.557	80.64	1.754	11:21:51.716	
3 -	18.215	21.638	109.2	16.017	101.2	55.870	81.63	1.067	11:22:47.586	
4 -	18.050	21.393	109.8	15.830	101.6	55.273	82.51	0.470	11:23:42.859	
5 -	18.218	21.536	109.6	15.944	100.7	55.698	81.89	0.895	11:24:38.557	
6 -	18.013	21.292	108.0	15.789	101.2	55.094 (3)	82.78	0.291	11:25:33.651	
7 -	17.922	21.523	107.2	15.877	101.5	55.322	82.44	0.519	11:26:28.973	
8 -	17.831	21.453	107.5	15.822	101.2	55.106	82.76	0.303	11:27:24.079	
9 -	18.060	21.609	105.1	15.973	101.0	55.642	81.97	0.839	11:28:19.721	
10 -	18.076	21.280	107.2	15.913	101.2	55.269	82.52	0.466	11:29:14.990	
11 -	18.043	21.471	107.8	16.321	101.3	55.835	81.68	1.032	11:30:10.825	
12 -	17.916	21.428	107.2	15.849	100.3	55.193	82.63	0.390	11:31:06.018	
13 -	18.126	21.437	107.2	15.657	100.9	55.220	82.59	0.417	11:32:01.238	
14 -	18.023	21.327	107.7	15.879	101.8	55.229	82.58	0.426	11:32:56.467	
15 -	17.899	21.327	107.7	15.860	99.5	55.086 (2)	82.79	0.283	11:33:51.553	
16 -	18.233	21.782	107.3	15.566	101.0	55.581	82.06	0.778	11:34:47.134	
17 -	17.856	21.785	107.8	15.527	100.6	55.168	82.67	0.365	11:35:42.302	
18 -	17.855	22.334	105.8	16.022	96.6	56.211	81.14	1.408	11:36:38.513	
19 -	18.173	21.684	106.8	15.662	101.9	55.519	82.15	0.716	11:37:34.032	
20 -	17.806	21.430	106.5	15.567	104.5	54.803 (1)	83.22		11:38:28.835	

Weather / Track : Cloudy / Dry

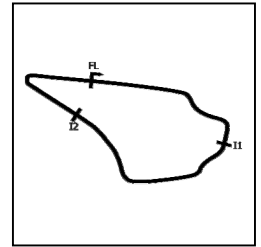
Knockhill
Circuit Length = 1.2669 miles
Start: 11:19 Flag 11:38 End: 11:39

MCRCB BULLETIN TK156

2021 Bennetts British Superbike Championship - Round 2

2021 Honda British Talent Cup

RACE 1 - SECTOR ANALYSIS



SECTOR 1 = FL to I1, SECTOR 2 = I1 to I2, SECTOR 3 = I2 to FL, DIFF = Difference To Personal Best Lap, P = Crossed Finish Line in Pit Lane, D = Time Disallowed

P5 34		James COOK		Honda - Wilson Racing						
IDEAL LAP TIME : 54.926		BEST LAP TIME : 55.094		DIFFERENCE : 0.168						
LAP	SECTOR 1	SECTOR 2	SECTOR 3	LAP TIME	MPH	DIFF	TIME OF DAY			
1 -		22.223	109.8	16.220	99.7	1:00.734	75.09	5.640	11:20:55.143	
2 -	18.639	21.796	108.7	15.763	101.2	56.198	81.16	1.104	11:21:51.341	
3 -	18.068	21.666	107.3	15.584	102.4	55.318	82.45	0.224	11:22:46.659	
4 -	17.982	21.861	108.2	16.666	100.7	56.509	80.71	1.415	11:23:43.168	
5 -	18.178	21.409	110.0	15.996	99.7	55.583	82.05	0.489	11:24:38.751	
6 -	18.443	21.741	108.0	15.787	101.6	55.971	81.49	0.877	11:25:34.722	
7 -	18.062	21.746	109.1	15.865	102.2	55.673	81.92	0.579	11:26:30.395	
8 -	18.199	21.541	106.8	16.009	99.8	55.749	81.81	0.655	11:27:26.144	
9 -	18.150	21.801	106.0	15.723	100.6	55.674	81.92	0.580	11:28:21.818	
10 -	18.043	21.422	108.2	15.629	101.9	55.094 (1)	82.78		11:29:16.912	
11 -	18.053	21.934	106.0	15.662	101.6	55.649	81.96	0.555	11:30:12.561	
12 -	18.356	21.839	107.0	15.769	100.4	55.964	81.50	0.870	11:31:08.525	
13 -	18.092	21.549	106.5	15.535	100.7	55.176 (2)	82.66	0.082	11:32:03.701	
14 -	18.052	21.495	107.2	15.688	100.6	55.235 (3)	82.57	0.141	11:32:58.936	
15 -	18.092	21.721	106.8	15.674	98.2	55.487	82.20	0.393	11:33:54.423	
16 -	18.269	21.581	107.0	15.729	100.6	55.579	82.06	0.485	11:34:50.002	
17 -	18.137	21.775	107.3	15.742	100.1	55.654	81.95	0.560	11:35:45.656	
18 -	18.181	21.800	107.3	15.780	100.4	55.761	81.79	0.667	11:36:41.417	
19 -	18.123	22.088	106.1	15.929	99.5	56.140	81.24	1.046	11:37:37.557	
20 -	18.110	22.097	106.3	15.857	100.3	56.064	81.35	0.970	11:38:33.621	

P6 21		Troy JEFFREY		Honda - Stiggymotorsport						
IDEAL LAP TIME : 55.144		BEST LAP TIME : 55.399		DIFFERENCE : 0.255						
LAP	SECTOR 1	SECTOR 2	SECTOR 3	LAP TIME	MPH	DIFF	TIME OF DAY			
1 -		22.308	107.5	15.688	102.6	59.378	76.81	3.979	11:20:53.787	
2 -	18.219	22.171	105.5	16.140	99.2	56.530	80.68	1.131	11:21:50.317	
3 -	18.438	21.824	109.4	15.699	103.4	55.961	81.50	0.562	11:22:46.278	
4 -	18.265	21.703	109.2	15.660	102.6	55.628	81.99	0.229	11:23:41.906	
5 -	18.266	21.519	109.4	15.618	102.7	55.403 (2)	82.32	0.004	11:24:37.309	
6 -	18.190	21.494	109.8	15.715	102.2	55.399 (1)	82.33		11:25:32.708	
7 -	18.137	22.344	103.2	15.883	103.8	56.364	80.92	0.965	11:26:29.072	
8 -	18.542	21.738	108.5	15.742	102.9	56.022	81.41	0.623	11:27:25.094	
9 -	18.421	21.855	108.5	15.684	102.9	55.960	81.50	0.561	11:28:21.054	
10 -	18.233	21.642	109.2	15.662	102.9	55.537 (3)	82.12	0.138	11:29:16.591	
11 -	18.319	22.171	108.5	15.569	104.0	56.059	81.36	0.660	11:30:12.650	
12 -	18.486	22.483	109.1	15.710	102.4	56.679	80.47	1.280	11:31:09.329	
13 -	18.313	21.742	109.8	15.513	103.2	55.568	82.08	0.169	11:32:04.897	
14 -	18.214	21.680	109.1	15.666	101.9	55.560	82.09	0.161	11:33:00.457	
15 -	18.219	21.845	108.2	15.582	101.9	55.646	81.96	0.247	11:33:56.103	
16 -	18.276	21.712	109.8	15.630	101.3	55.618	82.00	0.219	11:34:51.721	
17 -	18.140	21.707	110.1	15.733	101.6	55.580	82.06	0.181	11:35:47.301	
18 -	18.296	21.737	109.6	15.590	101.8	55.623	82.00	0.224	11:36:42.924	
19 -	18.465	21.686	108.9	15.908	101.8	56.059	81.36	0.660	11:37:38.983	
20 -	18.372	22.417	107.7	15.828	103.0	56.617	80.56	1.218	11:38:35.600	

Weather / Track : Cloudy / Dry

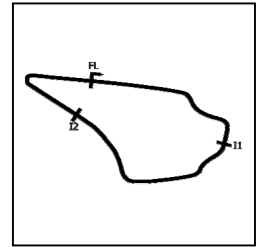
Knockhill
Circuit Length = 1.2669 miles
Start: 11:19 Flag 11:38 End: 11:39

MCRCB BULLETIN TK156

2021 Bennetts British Superbike Championship - Round 2

2021 Honda British Talent Cup

RACE 1 - SECTOR ANALYSIS



SECTOR 1 = FL to I1, SECTOR 2 = I1 to I2, SECTOR 3 = I2 to FL, DIFF = Difference To Personal Best Lap, P = Crossed Finish Line in Pit Lane, D = Time Disallowed

P7		9		Bailey STUART-CAMPBELL		Honda - Team 151s				
IDEAL LAP TIME : 55.081		BEST LAP TIME : 55.272		DIFFERENCE : 0.191						
LAP	SECTOR 1	SECTOR 2	SECTOR 3	LAP TIME	MPH	DIFF	TIME OF DAY			
1 -		22.261	109.8	16.331	102.6	1:00.386	75.53	5.114	11:20:54.795	
2 -	18.209	22.014	108.9	16.035	102.1	56.258	81.07	0.986	11:21:51.053	
3 -	18.201	21.856	106.6	15.813	103.4	55.870	81.63	0.598	11:22:46.923	
4 -	18.047	21.658	109.8	15.921	101.2	55.626	81.99	0.354	11:23:42.549	
5 -	18.401	21.604	108.9	16.133	101.5	56.138	81.24	0.866	11:24:38.687	
6 -	18.236	21.658	108.9	15.890	101.6	55.784	81.76	0.512	11:25:34.471	
7 -	18.193	21.647	108.5	15.905	101.8	55.745	81.82	0.473	11:26:30.216	
8 -	18.237	21.760	108.7	15.867	101.5	55.864	81.64	0.592	11:27:26.080	
9 -	18.088	22.001	103.8	15.732	102.4	55.821	81.70	0.549	11:28:21.901	
10 -	18.213	21.447	109.6	15.612	103.2	55.272 (1)	82.52		11:29:17.173	
11 -	18.022	21.950	108.7	15.807	102.4	55.779	81.77	0.507	11:30:12.952	
12 -	18.281	22.759	108.9	15.742	101.6	56.782	80.32	1.510	11:31:09.734	
13 -	18.087	21.733	109.2	15.788	101.8	55.608	82.02	0.336	11:32:05.342	
14 -	18.152	21.591	108.7	15.753	101.3	55.496 (3)	82.18	0.224	11:33:00.838	
15 -	18.419	21.793	108.7	15.915	101.3	56.127	81.26	0.855	11:33:56.965	
16 -	18.218	21.739	108.7	15.762	101.0	55.719	81.85	0.447	11:34:52.684	
17 -	18.124	21.672	109.2	15.688	102.2	55.484 (2)	82.20	0.212	11:35:48.168	
18 -	18.613	22.131	108.7	15.848	99.8	56.592	80.59	1.320	11:36:44.760	
19 -	18.370	22.178	107.8	15.677	101.5	56.225	81.12	0.953	11:37:40.985	
20 -	18.504	21.950	108.9	16.144	101.0	56.598	80.58	1.326	11:38:37.583	

P8		48		Ollie WALKER		Honda - Moto Rapido / SP125 Racing				
IDEAL LAP TIME : 55.197		BEST LAP TIME : 55.294		DIFFERENCE : 0.097						
LAP	SECTOR 1	SECTOR 2	SECTOR 3	LAP TIME	MPH	DIFF	TIME OF DAY			
1 -		22.759	108.5	17.304	97.1	1:03.151	72.22	7.857	11:20:57.560	
2 -	18.439	21.885	108.2	15.817	101.2	56.141	81.24	0.847	11:21:53.701	
3 -	18.235	21.785	108.7	15.681	101.6	55.701	81.88	0.407	11:22:49.402	
4 -	18.113	21.655	109.2	15.725	102.2	55.493	82.19	0.199	11:23:44.895	
5 -	18.132	21.552	109.6	15.638	102.7	55.322 (2)	82.44	0.028	11:24:40.217	
6 -	18.191	21.802	110.7	15.715	102.4	55.708	81.87	0.414	11:25:35.925	
7 -	18.441	21.500	110.5	15.802	102.1	55.743	81.82	0.449	11:26:31.668	
8 -	18.592	21.709	108.0	15.714	101.8	56.015	81.42	0.721	11:27:27.683	
9 -	18.195	21.515	108.9	15.584	101.5	55.294 (1)	82.48		11:28:22.977	
10 -	18.549	21.601	108.7	15.718	101.6	55.868	81.64	0.574	11:29:18.845	
11 -	18.263	21.733	108.4	15.626	102.1	55.622	82.00	0.328	11:30:14.467	
12 -	18.155	21.870	108.9	15.668	101.8	55.693	81.89	0.399	11:31:10.160	
13 -	18.169	21.565	110.1	15.654	102.6	55.388 (3)	82.34	0.094	11:32:05.548	
14 -	18.196	21.516	110.5	15.682	102.9	55.394	82.33	0.100	11:33:00.942	
15 -	18.460	21.709	110.5	15.942	101.9	56.111	81.28	0.817	11:33:57.053	
16 -	18.309	21.672	110.7	15.735	102.2	55.716	81.86	0.422	11:34:52.769	
17 -	18.300	21.506	111.4	15.758	102.1	55.564	82.08	0.270	11:35:48.333	
18 -	18.581	22.155	109.1	15.779	102.1	56.515	80.70	1.221	11:36:44.848	
19 -	18.453	22.047	110.1	15.783	102.9	56.283	81.03	0.989	11:37:41.131	
20 -	18.456	22.021	109.4	16.095	101.2	56.572	80.62	1.278	11:38:37.703	

Weather / Track : Cloudy / Dry

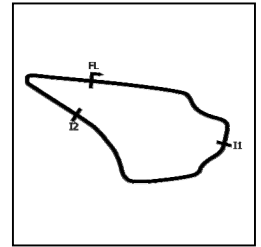
Knockhill
Circuit Length = 1.2669 miles
Start: 11:19 Flag 11:38 End: 11:39

MCRCB BULLETIN TK156

2021 Bennetts British Superbike Championship - Round 2

2021 Honda British Talent Cup

RACE 1 - SECTOR ANALYSIS



SECTOR 1 = FL to I1, SECTOR 2 = I1 to I2, SECTOR 3 = I2 to FL, DIFF = Difference To Personal Best Lap, P = Crossed Finish Line in Pit Lane, D = Time Disallowed

P9 53		Kiyano VEIJER				Honda - Microlise Cresswell Racing			
IDEAL LAP TIME : 55.439		BEST LAP TIME : 55.600		DIFFERENCE : 0.161					
LAP	SECTOR 1	SECTOR 2		SECTOR 3		LAP TIME	MPH	DIFF	TIME OF DAY
1 -		23.067	109.4	17.655	98.2	1:04.857	70.32	9.257	11:20:59.266
2 -	19.574	22.261	109.6	16.021	101.6	57.856	78.83	2.256	11:21:57.122
3 -	18.719	21.958	109.8	15.886	102.2	56.563	80.63	0.963	11:22:53.685
4 -	18.839	21.915	108.7	16.250	102.9	57.004	80.01	1.404	11:23:50.689
5 -	18.706	22.189	106.1	16.209	102.2	57.104	79.87	1.504	11:24:47.793
6 -	18.607	22.244	108.2	16.507	100.9	57.358	79.52	1.758	11:25:45.151
7 -	19.038	22.062	108.4	16.111	101.8	57.211	79.72	1.611	11:26:42.362
8 -	18.911	21.986	107.5	16.037	101.6	56.934	80.11	1.334	11:27:39.296
9 -	19.014	21.680	108.2	15.745	102.1	56.439	80.81	0.839	11:28:35.735
10 -	18.472	21.768	107.3	15.740	101.6	55.980	81.47	0.380	11:29:31.715
11 -	18.436	21.671	107.7	15.632	101.9	55.739 (3)	81.82	0.139	11:30:27.454
12 -	18.782	21.837	106.8	15.886	101.2	56.505	80.72	0.905	11:31:23.959
13 -	18.529	21.575	107.5	15.778	101.3	55.882	81.62	0.282	11:32:19.841
14 -	18.421	21.678	108.4	15.630	101.2	55.729 (2)	81.84	0.129	11:33:15.570
15 -	18.547	22.255	107.5	15.510	101.8	56.312	80.99	0.712	11:34:11.882
16 -	18.634	21.748	107.7	15.708	100.7	56.090	81.31	0.490	11:35:07.972
17 -	18.689	21.734	108.2	15.712	100.9	56.135	81.25	0.535	11:36:04.107
18 -	18.500	21.535	107.5	15.565	102.2	55.600 (1)	82.03		11:36:59.707
19 -	18.394	21.712	107.2	15.727	100.4	55.833	81.69	0.233	11:37:55.540
20 -	18.425	21.888	106.6	15.628	101.2	55.941	81.53	0.341	11:38:51.481

P10 7		Jamie LYONS				Honda - C&M Motors Ltd / Tooltec Racing			
IDEAL LAP TIME : 56.042		BEST LAP TIME : 56.205		DIFFERENCE : 0.163					
LAP	SECTOR 1	SECTOR 2		SECTOR 3		LAP TIME	MPH	DIFF	TIME OF DAY
1 -		22.882	107.8	17.714	95.8	1:03.799	71.49	7.594	11:20:58.208
2 -	18.743	22.048	106.5	16.240	98.5	57.031	79.97	0.826	11:21:55.239
3 -	18.596	21.748	106.3	16.041	98.6	56.385	80.89	0.180	11:22:51.624
4 -	18.479	21.738	105.5	16.016	98.3	56.233 (2)	81.11	0.028	11:23:47.857
5 -	18.482	21.768	105.5	15.989	98.3	56.239 (3)	81.10	0.034	11:24:44.096
6 -	18.616	21.756	105.5	16.020	98.1	56.392	80.88	0.187	11:25:40.488
7 -	18.570	21.807	105.1	16.098	98.2	56.475	80.76	0.270	11:26:36.963
8 -	18.578	21.845	104.6	16.095	98.6	56.518	80.70	0.313	11:27:33.481
9 -	18.576	21.757	105.1	16.060	98.2	56.393	80.88	0.188	11:28:29.874
10 -	18.488	21.838	104.5	16.120	98.8	56.446	80.80	0.241	11:29:26.320
11 -	18.599	21.897	104.8	16.044	98.6	56.540	80.67	0.335	11:30:22.860
12 -	18.571	22.008	104.0	16.115	98.2	56.694	80.45	0.489	11:31:19.554
13 -	18.553	21.902	104.2	16.023	97.8	56.478	80.75	0.273	11:32:16.032
14 -	18.496	21.952	104.2	17.125	97.6	57.573	79.22	1.368	11:33:13.605
15 -	18.516	21.792	104.8	15.897	98.2	56.205 (1)	81.15		11:34:09.810
16 -	18.591	21.777	105.3	16.077	97.8	56.445	80.80	0.240	11:35:06.255
17 -	18.542	21.736	105.3	16.077	97.3	56.355	80.93	0.150	11:36:02.610
18 -	18.673	21.732	104.8	16.169	98.3	56.574	80.62	0.369	11:36:59.184
19 -	18.437	21.774	105.0	16.235	97.3	56.446	80.80	0.241	11:37:55.630
20 -	18.644	21.842	106.5	15.873	98.5	56.359	80.92	0.154	11:38:51.989

Weather / Track : Cloudy / Dry

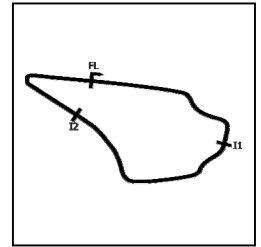
Knockhill
Circuit Length = 1.2669 miles
Start: 11:19 Flag 11:38 End: 11:39

MCRCB BULLETIN TK156

2021 Bennetts British Superbike Championship - Round 2

2021 Honda British Talent Cup

RACE 1 - SECTOR ANALYSIS



SECTOR 1 = FL to I1, SECTOR 2 = I1 to I2, SECTOR 3 = I2 to FL, DIFF = Difference To Personal Best Lap, P = Crossed Finish Line in Pit Lane, D = Time Disallowed

P11 96		Rossi BANHAM				Honda - MJL Racing			
IDEAL LAP TIME : 55.973		BEST LAP TIME : 56.211		DIFFERENCE : 0.238					
LAP	SECTOR 1	SECTOR 2		SECTOR 3		LAP TIME	MPH	DIFF	TIME OF DAY
1 -		22.861	106.3	20.717	89.1	1:06.524	68.56	10.313	11:21:00.933
2 -	19.287	21.881	106.0	15.781	98.8	56.949	80.09	0.738	11:21:57.882
3 -	18.450	22.243	106.0	15.786	98.9	56.479	80.75	0.268	11:22:54.361
4 -	18.514	22.065	106.5	16.104	98.3	56.683	80.46	0.472	11:23:51.044
5 -	18.534	22.157	106.8	16.407	97.9	57.098	79.88	0.887	11:24:48.142
6 -	18.438	22.230	106.8	16.137	100.0	56.805	80.29	0.594	11:25:44.947
7 -	18.723	22.243	105.0	16.217	98.5	57.183	79.76	0.972	11:26:42.130
8 -	18.834	22.218	105.6	15.963	96.9	57.015	79.99	0.804	11:27:39.145
9 -	18.893	21.862	106.3	16.251	98.2	57.006	80.01	0.795	11:28:36.151
10 -	18.687	22.009	104.6	16.170	98.1	56.866	80.20	0.655	11:29:33.017
11 -	18.345	21.947	106.1	15.919	98.2	56.211 (1)	81.14		11:30:29.228
12 -	18.418	21.942	104.3	16.176	97.3	56.536	80.67	0.325	11:31:25.764
13 -	18.476	21.847	104.2	15.901	97.3	56.224 (2)	81.12	0.013	11:32:21.988
14 -	18.600	21.914	104.2	15.975	97.9	56.489	80.74	0.278	11:33:18.477
15 -	18.534	22.004	104.3	15.960	97.1	56.498	80.73	0.287	11:34:14.975
16 -	18.494	21.997	104.2	15.940	96.6	56.431 (3)	80.82	0.220	11:35:11.406
17 -	18.448	21.954	104.3	16.084	96.2	56.486	80.74	0.275	11:36:07.892
18 -	18.624	22.087	104.2	16.156	96.2	56.867	80.20	0.656	11:37:04.759
19 -	18.595	22.075	103.4	16.166	96.5	56.836	80.25	0.625	11:38:01.595
20 -	18.587	22.240	103.4	16.109	95.3	56.936	80.10	0.725	11:38:58.531

P12 44		Lucas HILL				Honda - Ashcourt Racing			
IDEAL LAP TIME : 56.063		BEST LAP TIME : 56.286		DIFFERENCE : 0.223					
LAP	SECTOR 1	SECTOR 2		SECTOR 3		LAP TIME	MPH	DIFF	TIME OF DAY
1 -		23.532	107.3	17.258	95.3	1:04.671	70.52	8.385	11:20:59.080
2 -	19.143	22.519	106.6	16.493	98.9	58.155	78.43	1.869	11:21:57.235
3 -	18.883	22.530	107.3	15.989	100.0	57.402	79.45	1.116	11:22:54.637
4 -	18.611	22.469	106.6	16.092	99.8	57.172	79.77	0.886	11:23:51.809
5 -	18.615	22.230	106.3	15.741	99.5	56.586	80.60	0.300	11:24:48.395
6 -	18.539	22.256	107.2	16.079	97.5	56.874	80.19	0.588	11:25:45.269
7 -	18.662	22.201	107.0	15.767	98.6	56.630	80.54	0.344	11:26:41.899
8 -	18.940	22.265	106.1	16.010	96.9	57.215	79.71	0.929	11:27:39.114
9 -	18.759	21.928	104.2	16.432	99.7	57.119	79.85	0.833	11:28:36.233
10 -	18.435	22.089	105.8	15.869	99.2	56.393 (2)	80.88	0.107	11:29:32.626
11 -	18.617	21.990	105.1	16.308	98.6	56.915	80.13	0.629	11:30:29.541
12 -	18.580	22.070	106.1	16.172	98.9	56.822	80.27	0.536	11:31:26.363
13 -	18.568	22.017	105.0	16.220	98.2	56.805	80.29	0.519	11:32:23.168
14 -	18.865	22.100	105.6	16.012	99.2	56.977	80.05	0.691	11:33:20.145
15 -	18.536	22.093	106.0	16.048	97.5	56.677	80.47	0.391	11:34:16.822
16 -	18.519	21.969	106.1	15.798	98.1	56.286 (1)	81.03		11:35:13.108
17 -	18.637	22.027	105.8	15.818	98.6	56.482	80.75	0.196	11:36:09.590
18 -	18.664	22.107	105.5	15.888	98.6	56.659	80.50	0.373	11:37:06.249
19 -	18.772	21.887	106.0	15.797	98.6	56.456 (3)	80.79	0.170	11:38:02.705
20 -	18.598	22.219	104.8	16.010	98.2	56.827	80.26	0.541	11:38:59.532

Weather / Track : Cloudy / Dry

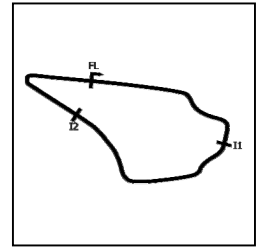
Knockhill
Circuit Length = 1.2669 miles
Start: 11:19 Flag 11:38 End: 11:39

MCRCB BULLETIN TK156

2021 Bennetts British Superbike Championship - Round 2

2021 Honda British Talent Cup

RACE 1 - SECTOR ANALYSIS



SECTOR 1 = FL to I1, SECTOR 2 = I1 to I2, SECTOR 3 = I2 to FL, DIFF = Difference To Personal Best Lap, P = Crossed Finish Line in Pit Lane, D = Time Disallowed

P13 41		Luca HOPKINS				Honda - Wilson Racing			
IDEAL LAP TIME : 56.211		BEST LAP TIME : 56.512		DIFFERENCE : 0.301					
LAP	SECTOR 1	SECTOR 2		SECTOR 3		LAP TIME	MPH	DIFF	TIME OF DAY
1 -		22.927	108.9	17.319	97.9	1:04.133	71.11	7.621	11:20:58.542
2 -	18.878	22.314	108.4	15.805	101.6	56.997	80.02	0.485	11:21:55.539
3 -	18.491	22.603	106.3	15.968	100.7	57.062	79.93	0.550	11:22:52.601
4 -	18.919	22.529	106.5	15.837	100.9	57.285	79.62	0.773	11:23:49.886
5 -	18.524	22.543	107.0	15.656	100.9	56.723	80.41	0.211	11:24:46.609
6 -	18.646	22.563	106.3	15.677	100.9	56.886	80.17	0.374	11:25:43.495
7 -	18.729	22.573	106.3	15.894	100.3	57.196	79.74	0.684	11:26:40.691
8 -	18.935	22.641	105.0	15.965	100.7	57.541	79.26	1.029	11:27:38.232
9 -	18.669	23.091	104.6	16.292	101.5	58.052	78.56	1.540	11:28:36.284
10 -	19.008	22.104	109.1	16.036	101.6	57.148	79.81	0.636	11:29:33.432
11 -	18.543	22.275	107.5	15.794	101.8	56.612 (2)	80.56	0.100	11:30:30.044
12 -	18.519	22.251	108.2	15.860	101.8	56.630 (3)	80.54	0.118	11:31:26.674
13 -	18.668	22.098	109.2	16.051	101.0	56.817	80.27	0.305	11:32:23.491
14 -	18.731	22.115	109.2	15.666	101.0	56.512 (1)	80.71		11:33:20.003
15 -	18.868	22.086	109.8	15.775	98.2	56.729	80.40	0.217	11:34:16.732
16 -	18.852	22.308	108.5	15.634	100.1	56.794	80.30	0.282	11:35:13.526
17 -	18.805	22.639	108.2	15.823	101.0	57.267	79.64	0.755	11:36:10.793
18 -	18.538	22.442	107.8	15.669	100.3	56.649	80.51	0.137	11:37:07.442
19 -	18.540	23.161	104.3	16.139	98.2	57.840	78.85	1.328	11:38:05.282
20 -	18.739	22.981	108.0	15.755	100.6	57.475	79.35	0.963	11:39:02.757

P14 66		Rossi DOBSON				Honda - WM Racing			
IDEAL LAP TIME : 56.068		BEST LAP TIME : 56.326		DIFFERENCE : 0.258					
LAP	SECTOR 1	SECTOR 2		SECTOR 3		LAP TIME	MPH	DIFF	TIME OF DAY
1 -		22.929	106.5	17.809	96.0	1:03.649	71.65	7.323	11:20:58.058
2 -	19.115	22.348	106.5	16.211	100.3	57.674	79.08	1.348	11:21:55.732
3 -	18.647	22.440	106.6	16.130	100.3	57.217	79.71	0.891	11:22:52.949
4 -	18.956	22.520	107.0	16.220	100.0	57.696	79.05	1.370	11:23:50.645
5 -	18.640	22.229	105.3	16.123	99.8	56.992	80.03	0.666	11:24:47.637
6 -	18.616	22.237	105.6	16.015	98.9	56.868	80.20	0.542	11:25:44.505
7 -	18.716	21.973	106.6	15.901	99.5	56.590 (3)	80.59	0.264	11:26:41.095
8 -	18.695	22.667	106.0	15.960	100.4	57.322	79.57	0.996	11:27:38.417
9 -	18.690	22.722	104.2	16.517	101.3	57.929	78.73	1.603	11:28:36.346
10 -	18.788	21.976	106.8	16.015	101.0	56.779	80.33	0.453	11:29:33.125
11 -	18.636	21.826	106.3	15.864	100.1	56.326 (1)	80.97		11:30:29.451
12 -	18.955	21.841	106.6	16.207	100.0	57.003	80.01	0.677	11:31:26.454
13 -	18.682	22.063	105.8	16.422	100.3	57.167	79.78	0.841	11:32:23.621
14 -	18.814	22.425	105.6	15.988	100.0	57.227	79.70	0.901	11:33:20.848
15 -	18.515	22.140	106.1	16.136	97.1	56.791	80.31	0.465	11:34:17.639
16 -	18.641	21.704	108.9	16.103	97.2	56.448 (2)	80.80	0.122	11:35:14.087
17 -	18.500	22.181	106.3	15.912	92.8	56.593	80.59	0.267	11:36:10.680
18 -	18.869	22.182	105.8	15.880	100.7	56.931	80.11	0.605	11:37:07.611
19 -	18.792	23.002	103.0	15.973	98.5	57.767	78.95	1.441	11:38:05.378
20 -	18.772	22.734	105.3	15.976	100.1	57.482	79.34	1.156	11:39:02.860

Weather / Track : Cloudy / Dry

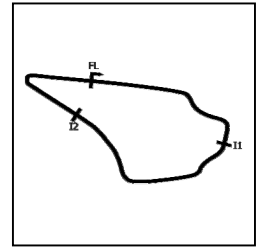
Knockhill
Circuit Length = 1.2669 miles
Start: 11:19 Flag 11:38 End: 11:39

MCRCB BULLETIN TK156

2021 Bennetts British Superbike Championship - Round 2

2021 Honda British Talent Cup

RACE 1 - SECTOR ANALYSIS



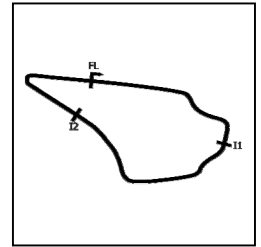
SECTOR 1 = FL to I1, SECTOR 2 = I1 to I2, SECTOR 3 = I2 to FL, DIFF = Difference To Personal Best Lap, P = Crossed Finish Line in Pit Lane, D = Time Disallowed

P15 5		Mason JOHNSON		Honda - Johnson Racing					
IDEAL LAP TIME : 56.287		BEST LAP TIME : 56.502		DIFFERENCE : 0.215					
LAP	SECTOR 1	SECTOR 2		SECTOR 3		LAP TIME	MPH	DIFF	TIME OF DAY
1 -		23.007	106.8	17.688	95.4	1:04.332	70.89	7.830	11:20:58.741
2 -	18.789	22.464	106.6	16.357	99.2	57.610	79.17	1.108	11:21:56.351
3 -	18.558	22.338	106.0	15.846	100.3	56.742 (3)	80.38	0.240	11:22:53.093
4 -	18.690	22.501	105.3	16.045	99.1	57.236	79.68	0.734	11:23:50.329
5 -	18.557	22.331	105.8	16.168	98.1	57.056	79.94	0.554	11:24:47.385
6 -	18.677	22.608	106.5	16.153	98.8	57.438	79.40	0.936	11:25:44.823
7 -	18.736	22.457	103.4	16.695	98.5	57.888	78.79	1.386	11:26:42.711
8 -	19.059	22.154	106.6	16.037	99.5	57.250	79.67	0.748	11:27:39.961
9 -	18.775	22.088	106.8	15.969	100.6	56.832	80.25	0.330	11:28:36.793
10 -	18.997	22.167	106.3	16.005	99.7	57.169	79.78	0.667	11:29:33.962
11 -	18.374	22.236	107.5	15.984	99.4	56.594 (2)	80.59	0.092	11:30:30.556
12 -	18.387	22.356	106.8	16.208	97.6	56.951	80.08	0.449	11:31:27.507
13 -	18.513	22.164	106.6	15.825	100.9	56.502 (1)	80.72		11:32:24.009
14 -	18.811	22.165	105.5	16.203	98.8	57.179	79.76	0.677	11:33:21.188
15 -	18.402	22.358	107.2	16.185	98.2	56.945	80.09	0.443	11:34:18.133
16 -	18.653	22.168	106.5	15.995	98.3	56.816	80.27	0.314	11:35:14.949
17 -	18.512	22.191	106.8	16.230	97.6	56.933	80.11	0.431	11:36:11.882
18 -	18.584	22.462	104.5	16.214	98.3	57.260	79.65	0.758	11:37:09.142
19 -	18.646	23.993	96.8	16.091	97.8	58.730	77.66	2.228	11:38:07.872
20 -	18.616	22.593	103.8	16.147	97.9	57.356	79.52	0.854	11:39:05.228

P16 51		Holly HARRIS		Honda - MJL Racing					
IDEAL LAP TIME : 57.326		BEST LAP TIME : 57.408		DIFFERENCE : 0.082					
LAP	SECTOR 1	SECTOR 2		SECTOR 3		LAP TIME	MPH	DIFF	TIME OF DAY
1 -		23.367	108.2	17.753	98.2	1:06.649	68.43	9.241	11:21:01.058
2 -	19.706	23.215	106.6	16.378	101.2	59.299	76.91	1.891	11:22:00.357
3 -	19.327	22.847	106.5	16.373	101.3	58.547	77.90	1.139	11:22:58.904
4 -	19.591	22.572	107.2	16.103	101.3	58.266	78.28	0.858	11:23:57.170
5 -	19.504	22.528	106.5	16.200	101.2	58.232	78.32	0.824	11:24:55.402
6 -	19.359	22.700	106.6	16.046	100.9	58.105	78.49	0.697	11:25:53.507
7 -	19.346	22.700	105.1	16.185	101.2	58.231	78.32	0.823	11:26:51.738
8 -	19.679	22.509	106.0	16.215	100.4	58.403	78.09	0.995	11:27:50.141
9 -	19.601	22.845	106.6	16.118	101.3	58.564	77.88	1.156	11:28:48.705
10 -	19.332	22.635	106.0	16.188	101.6	58.155	78.43	0.747	11:29:46.860
11 -	19.242	22.672	106.1	15.934	101.5	57.848	78.84	0.440	11:30:44.708
12 -	19.291	22.573	106.8	15.949	101.2	57.813	78.89	0.405	11:31:42.521
13 -	19.144	22.303	106.6	16.062	101.2	57.509 (3)	79.31	0.101	11:32:40.030
14 -	19.089	22.400	106.8	16.001	101.0	57.490 (2)	79.33	0.082	11:33:37.520
15 -	19.205	22.374	107.2	16.177	100.4	57.756	78.97	0.348	11:34:35.276
16 -	19.494	22.906	105.8	16.445	100.7	58.845	77.51	1.437	11:35:34.121
17 -	19.269	22.371	107.7	16.061	100.6	57.701	79.04	0.293	11:36:31.822
18 -	19.121	22.321	107.3	15.966	101.0	57.408 (1)	79.45		11:37:29.230
19 -	19.106	22.877	104.8	16.201	100.0	58.184	78.39	0.776	11:38:27.414

Weather / Track : Cloudy / Dry

Knockhill
Circuit Length = 1.2669 miles
Start: 11:19 Flag 11:38 End: 11:39



SECTOR 1 = FL to I1, SECTOR 2 = I1 to I2, SECTOR 3 = I2 to FL, DIFF = Difference To Personal Best Lap, P = Crossed Finish Line in Pit Lane, D = Time Disallowed

P17 61		Harrison MACKAY				Honda - True Heros Racing / Super Soco				
IDEAL LAP TIME : 57.161		BEST LAP TIME : 57.313		DIFFERENCE : 0.152						
LAP	SECTOR 1	SECTOR 2	SECTOR 3	LAP TIME	MPH	DIFF	TIME OF DAY			
1 -		23.207	108.9	19.030	96.4	1:06.805	68.27	9.492	11:21:01.214	
2 -	19.893	23.153	107.2	16.567	100.6	59.613	76.51	2.300	11:22:00.827	
3 -	19.251	22.669	106.6	16.522	101.0	58.442	78.04	1.129	11:22:59.269	
4 -	19.528	22.792	107.0	16.273	100.7	58.593	77.84	1.280	11:23:57.862	
5 -	19.196	22.643	107.5	16.351	100.4	58.190	78.38	0.877	11:24:56.052	
6 -	19.327	22.639	106.6	16.505	99.8	58.471	78.00	1.158	11:25:54.523	
7 -	19.281	22.631	106.0	16.558	100.0	58.470	78.00	1.157	11:26:52.993	
8 -	19.962	22.852	105.3	16.740	100.1	59.554	76.58	2.241	11:27:52.547	
9 -	19.430	22.888	105.8	16.588	100.9	58.906	77.43	1.593	11:28:51.453	
10 -	19.235	22.994	105.6	16.366	101.0	58.595	77.84	1.282	11:29:50.048	
11 -	19.279	22.766	104.3	16.283	100.6	58.328	78.19	1.015	11:30:48.376	
12 -	19.121	22.534	105.5	16.381	100.6	58.036	78.59	0.723	11:31:46.412	
13 -	19.183	22.304	105.6	16.544	100.6	58.031 (3)	78.59	0.718	11:32:44.443	
14 -	18.981	22.459	106.6	16.466	100.3	57.906 (2)	78.76	0.593	11:33:42.349	
15 -	19.389	22.537	106.5	16.585	100.4	58.511	77.95	1.198	11:34:40.860	
16 -	19.348	22.608	106.0	16.520	100.4	58.476	77.99	1.163	11:35:39.336	
17 -	19.490	23.537	104.0	17.531	99.4	1:00.558	75.31	3.245	11:36:39.894	
18 -	18.970	22.984	107.0	16.192	101.0	58.146	78.44	0.833	11:37:38.040	
19 -	18.776	22.456	106.6	16.081	100.1	57.313 (1)	79.58		11:38:35.353	

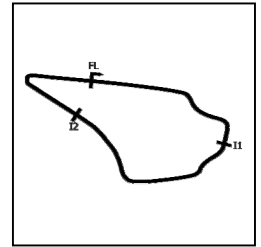
P18 22		Anthony EAGLE				Honda - Microlise Cresswell Racing				
IDEAL LAP TIME : 57.800		BEST LAP TIME : 58.014		DIFFERENCE : 0.214						
LAP	SECTOR 1	SECTOR 2	SECTOR 3	LAP TIME	MPH	DIFF	TIME OF DAY			
1 -		23.263	105.0	18.890	91.5	1:07.501	67.57	9.487	11:21:01.910	
2 -	19.653	23.620	103.5	16.748	97.6	1:00.021	75.99	2.007	11:22:01.931	
3 -	19.514	22.988	104.8	16.799	97.5	59.301	76.91	1.287	11:23:01.232	
4 -	19.286	22.403	104.0	17.021	96.6	58.710	77.68	0.696	11:23:59.942	
5 -	19.259	22.660	102.9	16.494	97.1	58.413	78.08	0.399	11:24:58.355	
6 -	19.066	22.673	103.4	16.792	96.0	58.531	77.92	0.517	11:25:56.886	
7 -	19.137	22.589	102.6	16.695	96.9	58.421	78.07	0.407	11:26:55.307	
8 -	19.220	22.596	102.2	16.758	96.5	58.574	77.86	0.560	11:27:53.881	
9 -	19.108	22.524	102.9	16.769	97.3	58.401	78.09	0.387	11:28:52.282	
10 -	19.025	22.759	102.7	16.854	97.8	58.638	77.78	0.624	11:29:50.920	
11 -	19.006	22.522	103.4	16.725	97.1	58.253	78.29	0.239	11:30:49.173	
12 -	19.107	22.602	102.6	16.540	96.6	58.249	78.30	0.235	11:31:47.422	
13 -	19.124	22.360	102.9	16.530	96.9	58.014 (1)	78.62		11:32:45.436	
14 -	19.178	22.440	102.9	16.477	97.3	58.095 (2)	78.51	0.081	11:33:43.531	
15 -	19.027	22.317	103.4	16.849	96.2	58.193 (3)	78.37	0.179	11:34:41.724	
16 -	19.214	22.669	101.9	16.604	96.4	58.487	77.98	0.473	11:35:40.211	
17 -	19.160	23.251	102.4	17.036	95.8	59.447	76.72	1.433	11:36:39.658	
18 -	19.500	23.074	102.7	16.853	96.6	59.427	76.75	1.413	11:37:39.085	
19 -	19.127	22.944	102.7	16.635	96.0	58.706	77.69	0.692	11:38:37.791	

MCRCB BULLETIN TK156

2021 Bennetts British Superbike Championship - Round 2

2021 Honda British Talent Cup

RACE 1 - SECTOR ANALYSIS



SECTOR 1 = FL to I1, SECTOR 2 = I1 to I2, SECTOR 3 = I2 to FL, DIFF = Difference To Personal Best Lap, P = Crossed Finish Line in Pit Lane, D = Time Disallowed

P19 8		Ross MOORE		Honda - B Moore Honda					
IDEAL LAP TIME : 57.825		BEST LAP TIME : 57.969		DIFFERENCE : 0.144					
LAP	SECTOR 1	SECTOR 2	SECTOR 3	LAP TIME	MPH	DIFF	TIME OF DAY		
1 -		23.506	105.5	18.408	93.2	1:06.746	68.33	8.777	11:21:01.155
2 -	20.166	23.501	104.3	16.767	97.1	1:00.434	75.47	2.465	11:22:01.589
3 -	19.777	22.942	104.6	17.106	98.1	59.825	76.24	1.856	11:23:01.414
4 -	19.417	23.109	104.0	16.792	97.6	59.318	76.89	1.349	11:24:00.732
5 -	19.297	22.788	102.7	17.122	97.1	59.207	77.03	1.238	11:24:59.939
6 -	19.241	22.630	104.5	16.816	96.5	58.687	77.71	0.718	11:25:58.626
7 -	19.317	22.796	103.5	17.247	96.1	59.360	76.83	1.391	11:26:57.986
8 -	19.513	22.984	103.2	16.832	97.3	59.329	76.87	1.360	11:27:57.315
9 -	19.449	22.871	103.4	16.841	97.3	59.161	77.09	1.192	11:28:56.476
10 -	19.091	22.739	103.8	16.810	97.3	58.640	77.78	0.671	11:29:55.116
11 -	19.294	22.811	103.5	16.764	97.2	58.869	77.47	0.900	11:30:53.985
12 -	19.213	22.819	103.4	16.649	97.3	58.681	77.72	0.712	11:31:52.666
13 -	19.412	22.624	104.3	16.596	97.2	58.632	77.79	0.663	11:32:51.298
14 -	19.091	22.815	104.0	17.030	96.5	58.936	77.39	0.967	11:33:50.234
15 -	19.668	23.246	104.0	16.547	97.6	59.461	76.70	1.492	11:34:49.695
16 -	19.137	22.326	105.0	16.506	96.9	57.969 (1)	78.68		11:35:47.664
17 -	19.000	22.319	104.6	16.849	97.3	58.168 (2)	78.41	0.199	11:36:45.832
18 -	19.127	22.641	103.7	16.670	96.6	58.438 (3)	78.05	0.469	11:37:44.270
19 -	19.223	23.010	103.0	16.795	96.2	59.028	77.27	1.059	11:38:43.298

P20 33		JJ CUNNINGHAM		Honda - Thorneycroft56 / JCRsupersport					
IDEAL LAP TIME : 55.990		BEST LAP TIME : 56.293		DIFFERENCE : 0.303					
LAP	SECTOR 1	SECTOR 2	SECTOR 3	LAP TIME	MPH	DIFF	TIME OF DAY		
1 -		23.021	107.3	18.210	93.5	1:04.941	70.23	8.648	11:20:59.350
2 -	19.369	22.129	106.8	16.755	98.1	58.253	78.29	1.960	11:21:57.603
3 -	18.921	22.390	106.1	16.009	99.2	57.320	79.57	1.027	11:22:54.923
4 -	18.595	22.074	106.1	16.448	98.9	57.117	79.85	0.824	11:23:52.040
5 -	18.652	22.538	105.1	16.089	98.5	57.279	79.62	0.986	11:24:49.319
6 -	18.648	22.017	107.3	16.044	100.0	56.709	80.43	0.416	11:25:46.028
7 -	18.495	21.956	107.3	16.328	100.0	56.779	80.33	0.486	11:26:42.807
8 -	18.671	22.032	106.3	16.046	99.7	56.749	80.37	0.456	11:27:39.556
9 -	18.950	21.979	106.5	16.149	101.2	57.078	79.91	0.785	11:28:36.634
10 -	18.854	22.377	106.8	16.190	99.7	57.421	79.43	1.128	11:29:34.055
11 -	18.464	21.968	107.0	16.244	98.6	56.676	80.47	0.383	11:30:30.731
12 -	18.592	21.798	107.0	15.939	99.4	56.329 (2)	80.97	0.036	11:31:27.060
13 -	18.416	22.334	107.2	16.074	100.1	56.824	80.26	0.531	11:32:23.884
14 -	18.698	22.343	106.3	16.222	98.1	57.263	79.65	0.970	11:33:21.147
15 -	18.599	22.046	106.8	16.144	98.8	56.789	80.31	0.496	11:34:17.936
16 -	18.494	21.716	108.7	16.083	99.5	56.293 (1)	81.02		11:35:14.229
17 -	18.577	22.291	108.0	16.058	99.4	56.926	80.12	0.633	11:36:11.155
18 -	18.554	22.203	107.3	15.881	99.8	56.638 (3)	80.53	0.345	11:37:07.793

Weather / Track : Cloudy / Dry

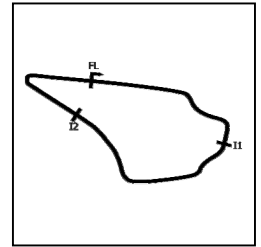
Knockhill
Circuit Length = 1.2669 miles
Start: 11:19 Flag 11:38 End: 11:39

MCRCB BULLETIN TK156

2021 Bennetts British Superbike Championship - Round 2

2021 Honda British Talent Cup

RACE 1 - SECTOR ANALYSIS



SECTOR 1 = FL to I1, SECTOR 2 = I1 to I2, SECTOR 3 = I2 to FL, DIFF = Difference To Personal Best Lap, P = Crossed Finish Line in Pit Lane, D = Time Disallowed

P21 65		Alexander ROWAN				Honda - Victoria House Mortimer Racing			
IDEAL LAP TIME : 59.345		BEST LAP TIME : 59.839		DIFFERENCE : 0.494					
LAP	SECTOR 1	SECTOR 2		SECTOR 3		LAP TIME	MPH	DIFF	TIME OF DAY
1 -		24.413	105.5	17.277	100.7	1:07.955	67.11	8.116	11:21:02.364
2 -	20.231	23.862	106.6	17.256	99.2	1:01.349	74.34	1.510	11:22:03.713
3 -	20.531	23.804	105.6	17.065	100.0	1:01.400	74.28	1.561	11:23:05.113
4 -	20.448	23.801	105.6	16.825	99.4	1:01.074	74.68	1.235	11:24:06.187
5 -	20.256	23.708	104.3	17.254	98.5	1:01.218	74.50	1.379	11:25:07.405
6 -	20.127	23.668	104.8	17.113	98.8	1:00.908	74.88	1.069	11:26:08.313
7 -	20.045	23.415	104.8	17.045	98.8	1:00.505	75.38	0.666	11:27:08.818
8 -	20.212	23.625	104.6	16.860	100.0	1:00.697	75.14	0.858	11:28:09.515
9 -	20.348	23.913	105.5	17.012	99.7	1:01.273	74.43	1.434	11:29:10.788
10 -	19.974	23.321	105.0	16.893	101.2	1:00.188 (2)	75.78	0.349	11:30:10.976
11 -	19.906	24.071	107.3	16.515	100.0	1:00.492 (3)	75.40	0.653	11:31:11.468
12 -	19.851	23.028	105.6	16.960	99.1	59.839 (1)	76.22		11:32:11.307
13 -	19.802	23.895	104.8	18.420	97.9	1:02.117	73.42	2.278	11:33:13.424
14 -	20.008	23.357	105.8	20.153	32.0	1:03.518	71.80	3.679	11:34:16.942

P22 4		Sullivan MOUNSEY				Honda - iForce Lloyd & Jones			
IDEAL LAP TIME : 55.668		BEST LAP TIME : 55.740		DIFFERENCE : 0.072					
LAP	SECTOR 1	SECTOR 2		SECTOR 3		LAP TIME	MPH	DIFF	TIME OF DAY
1 -		22.258	110.0	15.940	103.2	59.793	76.28	4.053	11:20:54.202
2 -	18.647	22.659	107.8	16.116	102.6	57.422	79.43	1.682	11:21:51.624
3 -	18.627	21.937	108.7	15.760	103.0	56.324	80.97	0.584	11:22:47.948
4 -	18.424	21.866	109.1	15.745	102.7	56.035	81.39	0.295	11:23:43.983
5 -	18.334	21.784	109.2	15.845	102.1	55.963 (3)	81.50	0.223	11:24:39.946
6 -	18.329	21.746	109.1	15.685	102.6	55.760 (2)	81.79	0.020	11:25:35.706
7 -	18.276	21.818	109.1	15.646	102.6	55.740 (1)	81.82		11:26:31.446

P23 2		Rhys COATES				Honda - Ernie Coates Race Support / SP125 Racing			
IDEAL LAP TIME : 56.853		BEST LAP TIME : 56.952		DIFFERENCE : 0.099					
LAP	SECTOR 1	SECTOR 2		SECTOR 3		LAP TIME	MPH	DIFF	TIME OF DAY
1 -		22.779	107.8	18.210	93.7	1:04.418	70.80	7.466	11:20:58.827
2 -	19.163	22.379	106.5	16.295	99.4	57.837	78.86	0.885	11:21:56.664
3 -	18.746	22.300	106.0	16.197	99.7	57.243 (3)	79.67	0.291	11:22:53.907
4 -	18.800	22.412	106.5	16.477	98.6	57.689	79.06	0.737	11:23:51.596
5 -	18.696	22.007	105.8	16.525	98.5	57.228 (2)	79.70	0.276	11:24:48.824
6 -	18.782	22.020	106.8	16.150	99.4	56.952 (1)	80.08		11:25:45.776

P24 29		Lucas BROWN				Honda - Amphibian Scaffolding / SP125 Racing			
IDEAL LAP TIME : 56.917		BEST LAP TIME :		DIFFERENCE :					
LAP	SECTOR 1	SECTOR 2		SECTOR 3		LAP TIME	MPH	DIFF	TIME OF DAY
1 -		22.282	106.0	16.062	100.0	59.699	76.40		11:20:54.108

MCRCB BULLETIN TK157**2021 Bennetts British Superbike Championship - Round 2****2021 Honda British Talent Cup****RACE 1 - BEST SECTORS**

SECTOR 1			SECTOR 2			SECTOR 3			IDEAL / BEST COMPARISON						
POS	NO	NAME	TIME	NO	NAME	TIME	NO	NAME	TIME	POS	NO	NAME	IDEAL	BEST	DIFF
													PERFECT LAP	54.410	
1	24	BUCHANAN	17.806	52	BELFORD	21.213	52	BELFORD	15.391	1	52	BELFORD	54.555	54.635	0.080
2	52	BELFORD	17.951	15	CROSBY	21.264	57	GARNESS	15.421	2	24	BUCHANAN	54.613	54.803	0.190
3	15	CROSBY	17.964	24	BUCHANAN	21.280	15	CROSBY	15.434	3	15	CROSBY	54.662	54.865	0.203
4	34	COOK	17.982	34	COOK	21.409	53	VEIJER	15.510	4	57	GARNESS	54.844	55.057	0.213
5	57	GARNESS	17.993	57	GARNESS	21.430	21	JEFFREY	15.513	5	34	COOK	54.926	55.094	0.168
6	9	STUART-CAMPBEL	18.022	9	STUART-CAMPBEL	21.447	24	BUCHANAN	15.527	6	9	STUART-CAMPBELL	55.081	55.272	0.191
7	48	WALKER	18.113	21	JEFFREY	21.494	34	COOK	15.535	7	21	JEFFREY	55.144	55.399	0.255
8	21	JEFFREY	18.137	48	WALKER	21.500	48	WALKER	15.584	8	48	WALKER	55.197	55.294	0.097
9	4	MOUNSEY	18.276	53	VEIJER	21.535	9	STUART-CAMPBEL	15.612	9	53	VEIJER	55.439	55.600	0.161
10	96	BANHAM	18.345	66	DOBSON	21.704	41	HOPKINS	15.634	10	4	MOUNSEY	55.668	55.740	0.072
11	5	JOHNSON	18.374	33	CUNNINGHAM	21.716	4	MOUNSEY	15.646	11	96	BANHAM	55.973	56.211	0.238
12	33	CUNNINGHAM	18.393	7	LYONS	21.732	44	HILL	15.741	12	33	CUNNINGHAM	55.990	56.293	0.303
13	53	VEIJER	18.394	4	MOUNSEY	21.746	96	BANHAM	15.781	13	7	LYONS	56.042	56.205	0.163
14	44	HILL	18.435	96	BANHAM	21.847	5	JOHNSON	15.825	14	44	HILL	56.063	56.286	0.223
15	7	LYONS	18.437	44	HILL	21.887	66	DOBSON	15.864	15	66	DOBSON	56.068	56.326	0.258
16	41	HOPKINS	18.491	2	COATES	22.007	7	LYONS	15.873	16	41	HOPKINS	56.211	56.512	0.301
17	66	DOBSON	18.500	41	HOPKINS	22.086	33	CUNNINGHAM	15.881	17	5	JOHNSON	56.287	56.502	0.215
18	29	BROWN	18.573	5	JOHNSON	22.088	51	HARRIS	15.934	18	2	COATES	56.853	56.952	0.099
19	2	COATES	18.696	29	BROWN	22.282	29	BROWN	16.062	19	29	BROWN	56.917		
20	61	MACKAY	18.776	51	HARRIS	22.303	61	MACKAY	16.081	20	61	MACKAY	57.161	57.313	0.152
21	8	MOORE	19.000	61	MACKAY	22.304	2	COATES	16.150	21	51	HARRIS	57.326	57.408	0.082
22	22	EAGLE	19.006	22	EAGLE	22.317	22	EAGLE	16.477	22	22	EAGLE	57.800	58.014	0.214
23	51	HARRIS	19.089	8	MOORE	22.319	8	MOORE	16.506	23	8	MOORE	57.825	57.969	0.144
24	65	ROWAN	19.802	43	HITCHCOCK	22.605	65	ROWAN	16.515	24	65	ROWAN	59.345	59.839	0.494
25				23	STEPHENSON	22.743									
26				65	ROWAN	23.028									
27															
28															

Weather / Track : Cloudy / Dry

Knockhill

Circuit Length = 1.2669 miles

Start: 11:19 Flag 11:38 End: 11:39

Results can be found at www.tsl-timing.com

Printed - 11:43 Sunday, 11 July 2021

MCRCB BULLETIN TK158**2021 Bennetts British Superbike Championship - Round 2****2021 Honda British Talent Cup****RACE 1 - BEST SPEEDS**

POS	INTERMEDIATE 1		INTERMEDIATE 2		FINISH LINE			
	NO	NAME	MPH	NO	NAME	MPH	NO	NAME
1			57	GARNESS	113.7	57	GARNESS	107.3
2			48	WALKER	111.4	24	BUCHANAN	104.5
3			21	JEFFREY	110.1	21	JEFFREY	104.0
4			34	COOK	110.0	9	STUART-CAMPBELL	103.4
5			4	MOUNSEY	110.0	4	MOUNSEY	103.2
6			24	BUCHANAN	109.8	15	CROSBY	102.9
7			9	STUART-CAMPBELL	109.8	48	WALKER	102.9
8			53	VEIJER	109.8	53	VEIJER	102.9
9			41	HOPKINS	109.8	52	BELFORD	102.7
10			43	HITCHCOCK	109.4	34	COOK	102.4
11			52	BELFORD	109.2	41	HOPKINS	101.8
12			66	DOBSON	108.9	51	HARRIS	101.6
13			61	MACKAY	108.9	66	DOBSON	101.3
14			33	CUNNINGHAM	108.7	33	CUNNINGHAM	101.2
15			51	HARRIS	108.2	65	ROWAN	101.2
16			7	LYONS	107.8	61	MACKAY	101.0
17			2	COATES	107.8	5	JOHNSON	100.9
18			15	CROSBY	107.5	96	BANHAM	100.0
19			5	JOHNSON	107.5	44	HILL	100.0
20			44	HILL	107.3	29	BROWN	100.0
21			65	ROWAN	107.3	2	COATES	99.7
22			96	BANHAM	106.8	7	LYONS	98.8
23			23	STEPHENSON	106.8	8	MOORE	98.1
24			29	BROWN	106.0	22	EAGLE	97.8
25			8	MOORE	105.5			
26			22	EAGLE	105.0			
27								
28								

Weather / Track : Cloudy / Dry

Results can be found at www.tsl-timing.comKnockhill
Circuit Length = 1.2669 miles
Start: 11:19 Flag 11:38 End: 11:39

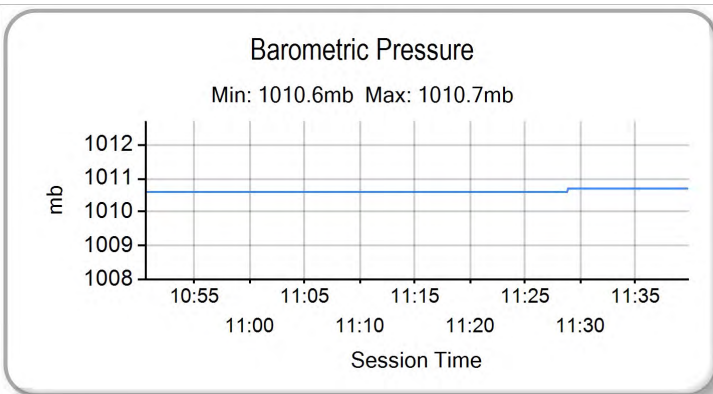
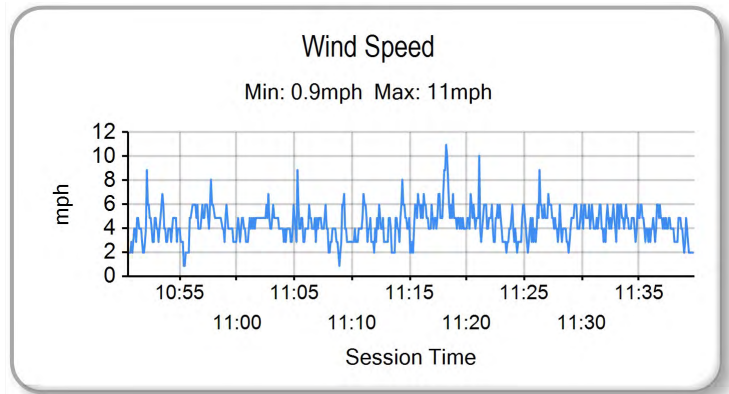
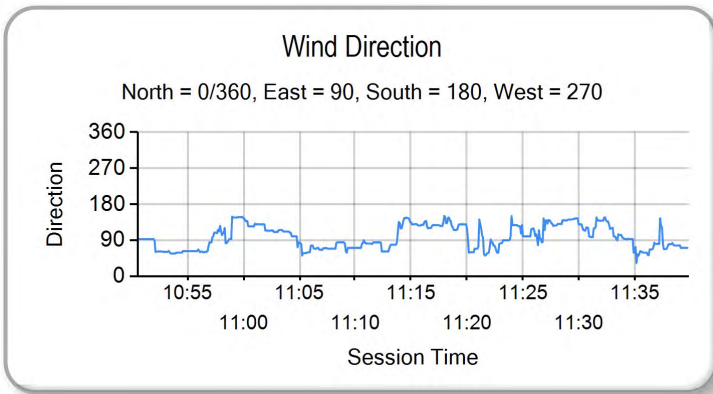
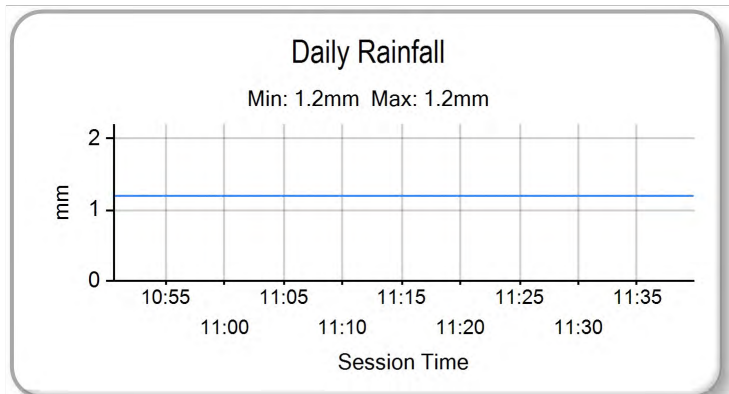
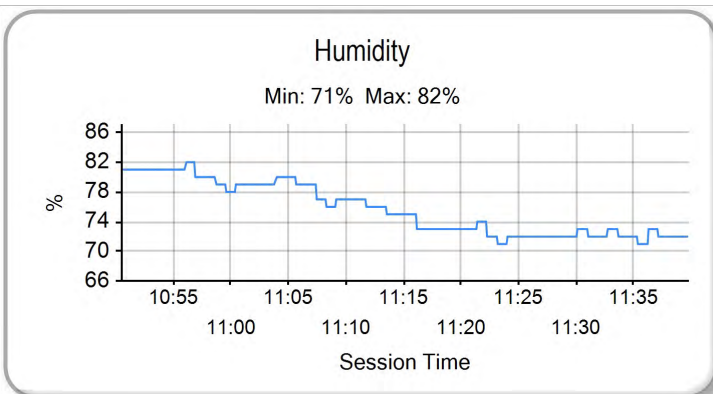
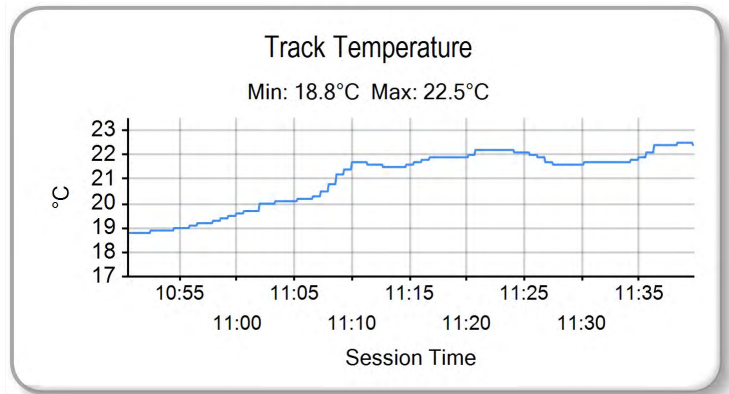
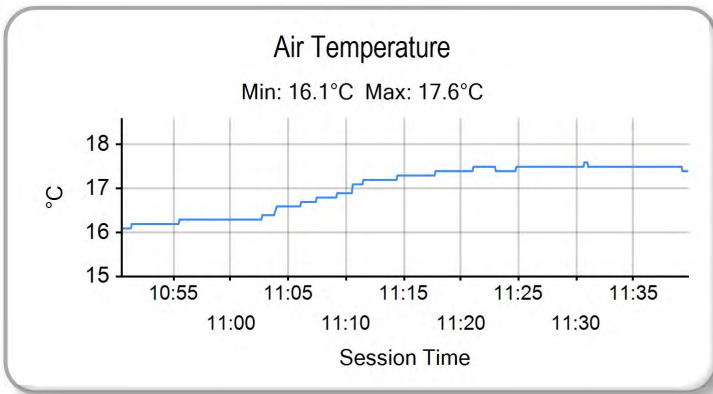
Printed - 11:43 Sunday, 11 July 2021

MCRCB BULLETIN TK162

2021 Bennetts British Superbike Championship - Round 2

2021 Honda British Talent Cup

RACE 1 - WEATHER CONDITIONS



Weather / Track : Cloudy / Dry

Results can be found at www.tsl-timing.com

Knockhill
Circuit Length = 1.2669 miles
Start: 11:19 Flag 11:38 End: 11:39

Printed - 11:45 Sunday, 11 July 2021

**2021 Honda British Talent Cup
RIDERS POINTS AFTER ROUND 3**

		TOTAL	GAP	DIFF																			Wins	Seconds	Thirds	
					1	2	3	4	5	6	7	8	9	10	11	12	13	14	15	16	17	18				
					25th-27th June	Oulton Park International	9th-11th July	Knockhill	23rd-25th July	Brands Hatch GP	30th July-1st August	Thruxton	13th-15th August	Donington Park National	27th-29th August	Silverstone GP	3rd-5th September	Snetterton 300	10th-12th September	Silverstone National	1st-3rd October	Donington Park GP				
1	Evan BELFORD (Honda)	61			20	16	25																	1	1	1
2	Casey O'GORMAN (Honda)	50	11		25	25																		2	0	0
3	Johnny GARNES (Honda)	44	17	6	11	13	20																	0	1	0
4	Carter BROWN (Honda)	36	25	8	16	20																		0	1	1
5	Harrison CROSBY (Honda)	35	26	1	9	10	16																	0	0	1
6	Cormac BUCHANAN (Honda)	24	37	11		11	13																	0	0	0
7	Jamie LYONS (Honda)	23	38	1	8	9	6																	0	0	0
8	Troy JEFFREY (Honda)	21	40	2	4	7	10																	0	0	0
9	Ollie WALKER (Honda)	18	43	3	10		8																	0	0	0
10	James COOK (Honda)	16	45	2		5	11																	0	0	0
11	Bailey STUART-CAMPBELL (Honda)	15	46	1		6	9																	0	0	0
12	Ryan HITCHCOCK (Honda)	13	48	2	13																			0	0	0
13	Mason JOHNSON (Honda)	12	49	1	7	4	1																	0	0	0
14	Sullivan MOUNSEY (Honda)	8	53	4		8																		0	0	0
15	Rossi DOBSON (Honda)	8	53	0	6		2																	0	0	0
16	Kiyano VEIJER (Honda)	7	54	1			7																	0	0	0
17	Rhys STEPHENSON (Honda)	6	55	1	5	1																		0	0	0
18	Harrison MACKAY (Honda)	6	55	0	3	3																		0	0	0
19	Luca HOPKINS (Honda)	6	55	0	1	2	3																	0	0	0
20	Rossi BANHAM (Honda)	5	56	1			5																	0	0	0
21	Lucas HILL (Honda)	4	57	1			4																	0	0	0
22	Lucas BROWN (Honda)	2	59	2	2																			0	0	0

MCRCB BULLETIN TK160

2021 Bennetts British Superbike Championship - Round 2

2021 Honda British Talent Cup

RACE 1 - STATISTICS

Competitors Started 26
Planned Start 2021-07-11 @ 11:15:00.000
Actual Start 2021-07-11 @ 11:19:54.408
Finish Time 2021-07-11 @ 11:38:20.080
Track Length 1.2669mi.
Total Laps 422
Total Distance Covered 534.6638mi.

Session Fastest Lap History

NO	NAME	LAP TIME	TIME OF DAY	LAP	VEHICLE
52	Evan BELFORD	55.302	11:21:47.307	2	Honda
52	Evan BELFORD	54.853	11:22:42.160	3	Honda
52	Evan BELFORD	54.635	11:25:27.486	6	Honda

Session Leader History

NO	NAME	FROM LAP	LAPS LED	DISTANCE	VEHICLE
52	Evan BELFORD	1	20	25.33 miles	Honda

Flag History

TYPE	TIME OF DAY
GREEN	11:19:54.408
FINISH	11:38:20.080

Flag Statistics

TYPE	COUNT	TOTAL LAPS	TOTAL TIME
Green	1	20	19:49.216
Red	0	0	0.000
Safety Car	0	0	0.000
FCY	0	0	0.000

Weather / Track : Cloudy / Dry

Results can be found at www.tsl-timing.com

Knockhill
Circuit Length = 1.2669 miles
Start: 11:19 Flag 11:38 End: 11:39

Printed - 11:44 Sunday, 11 July 2021

MCRCB BULLETIN TK161

2021 Bennetts British Superbike Championship - Round 2

2021 Honda British Talent Cup

RACE 1 - SESSION NOTES

TIME	MESSAGE
11:00:08	PITLANE OPEN
11:02:53	NO. 74 FALLER AT TURN 9 - RIDER BEING ASSESSED
11:05:01	PITLANE CLOSED
11:08:05	5 MINUTES TO WARM UP LAPS
11:11:22	NEW RACE DISTANCE - 20 LAPS
11:15:02	3 MINUTES TO WARM UP LAPS
11:16:00	1 MINUTE TO WARM UP LAPS
11:16:28	30 SECONDS TO WARM UP LAPS
11:17:05	GREEN FLAG - 2 WARM UP LAPS
11:19:18	RACE START
11:21:39	NO. 43 AND 23 FALLER AT TURN 9 - RIDER OK
11:22:19	NO. 29 - FALLER AT T6 - RIDER OK
11:23:14	NO JUMP STARTS
11:24:12	UPDATE: NO.43 AND 29 TO MEDICAL CENTRE
11:27:03	NO. 2 - FALLER AT T9 - RIDER OK
11:30:16	NO. 4 - FALLER AT T3 - RIDER OK
11:32:03	TWO THIRDS DISTANCE COMPLETED
11:34:46	NO. 65 ENTERED PITS
11:38:05	NO. 33 - FALLER AT T7 - RIDER OK
11:38:58	RESULT UNDER REVIEW
11:39:29	RESULT CONFIRMED

Weather / Track : Cloudy / Dry

Results can be found at www.tsl-timing.com

Knockhill
Circuit Length = 1.2669 miles
Start: 11:19 Flag 11:38 End: 11:39

Printed - 11:45 Sunday, 11 July 2021

ROW 9	27	79 Harley McCABE	26	74 Carter BROWN	25	65 Alexander ROWAN	59.839
ROW 8	24	58.014 22 Anthony EAGLE	23	57.969 8 Ross MOORE	22	57.408 51 Holly HARRIS	
ROW 7	21	57.313 61 Harrison MACKAY	20	56.952 2 Rhys COATES	19	23 Rhys STEPHENSON	
ROW 6	18	43 Ryan HITCHCOCK	17	56.512 41 Luca HOPKINS	16	56.502 5 Mason JOHNSON	
ROW 5	15	56.326 66 Rossi DOBSON	14	56.286 44 Lucas HILL	13	56.211 96 Rossi BANHAM	
ROW 4	12	56.205 7 Jamie LYONS	11	55.740 4 Sullivan MOUNSEY	10	55.600 53 Kiyano VEIJER	
ROW 3	9	55.399 21 Troy JEFFREY	8	29 Lucas BROWN	7	55.294 48 Ollie WALKER	
ROW 2	6	55.272 9 Bailey STUART-CAMPBELL	5	55.094 34 James COOK	4	55.057 57 Johnny GARNES	
ROW 1	3	54.865 15 Harrison CROSBY	2	54.803 24 Cormac BUCHANAN	1	54.635 52 Evan BELFORD	
Pole							

These results are provisional until the conclusion of any judicial and technical matters.

Knockhill
Circuit Length = 1.2669 miles

Race Director : Stuart Higgs	Stewards :	Timekeeper : Richard Evans
------------------------------	------------	----------------------------

Results can be found at www.britishsuperbike.com

Printed - 12:53 Sunday, 11 July 2021

POS	NO	NAME	NAT	ENTRY	LAPS	TIME	GAP	DIFF	MPH	BEST	ON
1	52	Evan BELFORD	GBR	Honda - City Lifting by RS Racing	24	22:04.371			82.65	54.665	7
2	57	Johnny GARNES	GBR	Honda - City Lifting by RS Racing	24	22:11.042	6.671	6.671	82.24	54.830	14
3	24	Cormac BUCHANAN	NZL	Honda - Microlise Cresswell Racing	24	22:11.142	6.771	0.100	82.23	54.808	11
4	34	James COOK	GBR	Honda - Wilson Racing	24	22:11.569	7.198	0.427	82.20	54.944	17
5	74	Carter BROWN	GBR	Honda - City Lifting by RS Racing	24	22:15.169	10.798	3.600	81.98	54.878	24
6	48	Ollie WALKER	GBR	Honda - Moto Rapido / SP125 Racing	24	22:17.331	12.960	2.162	81.85	54.999	15
7	9	Bailey STUART-CAMPBELL	GBR	Honda - Team 151s	24	22:21.163	16.792	3.832	81.62	55.075	20
8	53	Kiyano VEIJER	NLD	Honda - Microlise Cresswell Racing	24	22:23.605	19.234	2.442	81.47	55.339	13
9	43	Ryan HITCHCOCK	GBR	Honda - Wilson Racing	24	22:23.792	19.421	0.187	81.46	55.269	18
10	7	Jamie LYONS	GBR	Honda - C&M Motors Ltd / Tooltec Racing	24	22:40.516	36.145	16.724	80.45	55.864	6
11	5	Mason JOHNSON	GBR	Honda - Johnson Racing	24	22:50.534	46.163	10.018	79.87	56.294	20
12	41	Luca HOPKINS	GBR	Honda - Wilson Racing	24	22:50.677	46.306	0.143	79.86	56.181	17
13	66	Rossi DOBSON	GBR	Honda - WM Racing	24	22:51.273	46.902	0.596	79.82	56.312	17
14	79	Harley McCABE	GBR	Honda - MLav VisionTrack Academy	24	22:59.226	54.855	7.953	79.36	56.392	18
15	29	Lucas BROWN	GBR	Honda - Amphibian Scaffolding / SP125 Racing	24	22:59.701	55.330	0.475	79.34	56.660	6
16	61	Harrison MACKAY	GBR	Honda - True Heros Racing / Super Soco	23	22:04.872	1 Lap	1 Lap	79.18	56.764	21
17	51	Holly HARRIS	GBR	Honda - MJL Racing	23	22:14.029	1 Lap	9.157	78.63	57.124	10
18	2	Rhys COATES	GBR	Honda - Ernie Coates Race Support / SP125 Racing	23	22:15.087	1 Lap	1.058	78.57	56.543	22
19	22	Anthony EAGLE	GBR	Honda - Microlise Cresswell Racing	23	22:33.633	1 Lap	18.546	77.49	57.674	11
20	8	Ross MOORE	GBR	Honda - B Moore Honda	23	22:45.772	1 Lap	12.139	76.81	57.691	9

NOT CLASSIFIED

DNF	15	Harrison CROSBY	GBR	Honda - Banks Racing	18	16:37.679	6 Laps	5 Laps	82.29	54.924	9
DNF	65	Alexander ROWAN	GBR	Honda - Victoria House Mortimer Racing	15	15:10.997	9 Laps	3 Laps	75.10	59.353	14
DNF	23	Rhys STEPHENSON	GBR	Honda - Rocket Racing	7	7:04.669	17 Laps	8 Laps	75.18	56.051	6
DNF	4	Sullivan MOUNSEY	GBR	Honda - iForce Lloyd & Jones	3	2:55.360	21 Laps	4 Laps	78.02	57.203	3
DNF	96	Rossi BANHAM	GBR	Honda - MJL Racing	2	1:59.576	22 Laps	1 Lap	76.28	57.027	2
DNF	21	Troy JEFFREY	GBR	Honda - Stiggymotorsport	0						
DNF	44	Lucas HILL	GBR	Honda - Ashcourt Racing	0						

FASTEST LAP

52	Evan BELFORD	GBR	Honda - City Lifting by RS Racing	7	54.665	83.43 mph	134.27 kph
----	--------------	-----	-----------------------------------	---	--------	-----------	------------

Weather / Track : Cloudy / Dry

These results are provisional until the conclusion of any judicial and technical matters.

Knockhill: 1.2669 miles

Race Distance: 24 Laps / 30.40 miles

Start: 14:15 Flag 14:37 End: 14:39

Race Director : Stuart Higgs	Stewards :	Timekeeper : Richard Evans
------------------------------	------------	----------------------------

Results can be found at www.britishsuperbike.com

Printed - 14:40 Sunday, 11 July 2021



MCRCB BULLETIN TK193

2021 Bennetts British Superbike Championship - Round 2

2021 Honda British Talent Cup

RACE 2 - POSITION CHART

No	Name	Lap																								
		Pos	1	2	3	4	5	6	7	8	9	10	11	12	13	14	15	16	17	18	19	20	21	22	23	24
52	BELFORD	1	52	52	52	52	52	52	52	52	52	52	52	52	52	52	52	52	52	52	52	52	52	52	52	52
24	BUCHANAN	2	57	57	57	57	57	57	57	57	57	57	57	24	24	24	24	24	24	57	24	57	57	57	57	57
15	CROSBY	3	15	15	15	24	24	24	24	24	24	24	24	57	57	57	57	57	24	57	24	24	24	24	24	
57	GARNESS	4	34	24	24	15	15	15	15	15	15	15	15	15	15	15	15	15	15	15	34	34	34	34	34	
34	COOK	5	24	34	34	34	34	34	34	34	34	34	34	34	34	34	34	34	34	34	74	74	74	74	74	
9	STUART-CAMPBELL	6	4	9	9	9	9	9	9	74	74	74	74	74	74	74	74	74	74	74	48	48	48	48	48	
48	WALKER	7	9	53	53	74	74	74	9	9	53	53	53	48	48	48	48	48	48	48	9	9	9	9	9	
29	BROWN	8	48	48	74	53	53	53	53	53	9	9	48	53	53	53	9	9	9	9	53	53	53	53	53	
21	JEFFREY	9	53	4	48	48	48	48	48	48	48	48	9	9	9	9	53	53	53	53	43	43	43	43	43	
53	VEIJER	10	29	74	4	7	7	7	7	7	43	43	43	43	43	43	43	43	43	43	7	7	7	7	7	
4	MOUNSEY	11	7	7	7	43	43	43	43	43	7	7	7	7	7	7	7	7	7	7	41	41	41	5	5	
7	LYONS	12	66	29	43	41	41	41	41	41	41	41	41	41	41	41	5	5	41	41	66	66	5	41	41	
96	BANHAM	13	74	66	29	66	66	66	5	5	5	66	5	66	5	5	41	41	5	5	5	5	66	66	66	
44	HILL	14	43	43	41	5	5	5	66	66	66	5	66	5	66	66	66	66	66	66	29	29	29	29	79	
66	DOBSON	15	96	96	66	29	29	23	29	29	29	29	29	29	29	29	29	29	29	29	61	79	79	79	29	
5	JOHNSON	16	5	5	5	23	23	29	61	61	61	61	61	61	61	61	61	61	61	61	79	61	61	61	61	
41	HOPKINS	17	2	41	23	61	61	61	2	2	79	79	79	79	79	79	79	79	79	79	51	51	51	51	51	
43	HITCHCOCK	18	41	23	2	2	2	2	79	79	2	2	51	51	51	51	51	51	51	51	2	2	2	2	2	
23	STEPHENSON	19	23	2	61	51	79	79	51	51	51	51	2	2	2	2	2	2	2	2	22	22	22	22	22	
2	COATES	20	61	61	51	79	51	51	22	22	8	22	22	8	22	22	22	22	22	22	8	8	8	8	8	
61	MACKAY	21	22	51	79	22	22	22	8	8	22	8	8	22	8	8	8	8	8	8						
51	HARRIS	22	51	79	22	8	8	8	23	65	65	65	65	65	65	65	65	65								
8	MOORE	23	79	22	8	65	65	65	65																	
22	EAGLE	24	8	8	65																					
65	ROWAN	25	65	65																						
74	BROWN	26																								
79	McCABE	27																								

Weather / Track : Cloudy / Dry

Knockhill
 Circuit Length = 1.2669 miles
 Start: 14:15 Flag 14:37 End: 14:39

Results can be found at www.tsl-timing.com

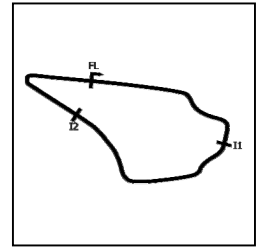
Printed - 14:41 Sunday, 11 July 2021

MCRCB BULLETIN TK194

2021 Bennetts British Superbike Championship - Round 2

2021 Honda British Talent Cup

RACE 2 - SECTOR ANALYSIS



SECTOR 1 = FL to I1, SECTOR 2 = I1 to I2, SECTOR 3 = I2 to FL, DIFF = Difference To Personal Best Lap, P = Crossed Finish Line in Pit Lane, D = Time Disallowed

P1 52		Evan BELFORD				Honda - City Lifting by RS Racing				
IDEAL LAP TIME : 54.557		BEST LAP TIME : 54.665		DIFFERENCE : 0.108						
LAP	SECTOR 1	SECTOR 2	SECTOR 3	LAP TIME	MPH	DIFF	TIME OF DAY			
1 -		21.483	106.6	15.733	102.1	57.688	79.06	3.023	14:16:42.255	
2 -	18.341	21.645	106.1	15.568	101.9	55.554	82.10	0.889	14:17:37.809	
3 -	17.928	21.298	106.6	15.707	101.8	54.933	83.03	0.268	14:18:32.742	
4 -	17.966	21.510	106.6	15.473	102.1	54.949	83.00	0.284	14:19:27.691	
5 -	17.889	21.335	107.3	15.456	101.9	54.680 (2)	83.41	0.015	14:20:22.371	
6 -	17.911	21.401	107.0	15.500	102.2	54.812	83.21	0.147	14:21:17.183	
7 -	17.870	21.367	107.5	15.428	102.2	54.665 (1)	83.43		14:22:11.848	
8 -	17.950	21.349	107.5	15.400	102.4	54.699	83.38	0.034	14:23:06.547	
9 -	17.946	21.326	106.5	15.470	101.9	54.742	83.32	0.077	14:24:01.289	
10 -	18.102	21.417	107.0	15.508	102.1	55.027	82.88	0.362	14:24:56.316	
11 -	17.944	22.089	106.5	15.646	101.2	55.679	81.91	1.014	14:25:51.995	
12 -	18.017	21.360	106.8	15.635	101.5	55.012	82.91	0.347	14:26:47.007	
13 -	17.893	21.303	107.3	15.592	101.9	54.788	83.25	0.123	14:27:41.795	
14 -	17.886	21.287	107.5	15.522	101.6	54.695 (3)	83.39	0.030	14:28:36.490	
15 -	17.927	21.468	107.5	15.462	102.6	54.857	83.14	0.192	14:29:31.347	
16 -	18.035	21.631	107.3	15.529	101.9	55.195	82.63	0.530	14:30:26.542	
17 -	17.949	21.387	107.3	15.454	102.4	54.790	83.24	0.125	14:31:21.332	
18 -	17.993	21.378	107.3	15.715	102.1	55.086	82.79	0.421	14:32:16.418	
19 -	18.039	21.636	106.5	15.615	102.2	55.290	82.49	0.625	14:33:11.708	
20 -	18.190	22.158	106.5	15.509	102.6	55.857	81.65	1.192	14:34:07.565	
21 -	18.104	21.534	107.2	15.559	101.9	55.197	82.63	0.532	14:35:02.762	
22 -	18.034	21.393	107.3	15.506	101.9	54.933	83.03	0.268	14:35:57.695	
23 -	18.106	21.500	108.2	15.553	101.9	55.159	82.69	0.494	14:36:52.854	
24 -	18.216	22.079	107.3	15.789	100.7	56.084	81.32	1.419	14:37:48.938	

P2 57		Johnny GARNESS				Honda - City Lifting by RS Racing				
IDEAL LAP TIME : 54.596		BEST LAP TIME : 54.830		DIFFERENCE : 0.234						
LAP	SECTOR 1	SECTOR 2	SECTOR 3	LAP TIME	MPH	DIFF	TIME OF DAY			
1 -		21.402	112.4	15.554	107.2	57.865	78.82	3.035	14:16:42.432	
2 -	18.332	21.597	110.0	15.812	107.5	55.741	81.82	0.911	14:17:38.173	
3 -	17.923	21.474	112.2	15.538	106.8	54.935 (2)	83.02	0.105	14:18:33.108	
4 -	18.014	21.683	112.0	15.448	107.0	55.145	82.71	0.315	14:19:28.253	
5 -	17.870	21.586	112.4	15.566	106.1	55.022	82.89	0.192	14:20:23.275	
6 -	17.930	21.656	112.2	15.606	107.0	55.192	82.64	0.362	14:21:18.467	
7 -	17.917	21.792	112.4	15.413	106.3	55.122	82.74	0.292	14:22:13.589	
8 -	18.084	21.697	112.4	15.507	107.2	55.288	82.49	0.458	14:23:08.877	
9 -	18.073	21.633	111.6	15.467	107.0	55.173	82.66	0.343	14:24:04.050	
10 -	18.059	21.663	111.2	15.402	106.0	55.124	82.74	0.294	14:24:59.174	
11 -	18.115	21.730	110.9	15.503	105.5	55.348	82.40	0.518	14:25:54.522	
12 -	19.325	21.488	112.2	15.346	106.3	56.159	81.21	1.329	14:26:50.681	
13 -	18.061	21.518	112.2	15.372	106.6	54.951	83.00	0.121	14:27:45.632	
14 -	17.902	21.430	111.2	15.498	106.0	54.830 (1)	83.18		14:28:40.462	
15 -	17.992	21.783	112.2	15.442	107.0	55.217	82.60	0.387	14:29:35.679	
16 -	17.939	21.610	111.8	15.387	107.7	54.936 (3)	83.02	0.106	14:30:30.615	
17 -	18.073	21.700	112.2	15.472	106.0	55.245	82.56	0.415	14:31:25.860	
18 -	18.746	21.920	112.0	15.567	107.2	56.233	81.11	1.403	14:32:22.093	
19 -	18.301	21.867	110.1	15.473	106.1	55.641	81.97	0.811	14:33:17.734	
20 -	18.472	21.945	110.5	15.468	106.6	55.885	81.61	1.055	14:34:13.619	
21 -	18.196	21.522	112.2	15.390	106.3	55.108	82.76	0.278	14:35:08.727	
22 -	18.069	22.065	110.9	15.395	106.1	55.529	82.13	0.699	14:36:04.256	
23 -	18.351	22.276	110.3	15.324	106.5	55.951	81.51	1.121	14:37:00.207	
24 -	18.291	21.737	110.3	15.374	105.8	55.402	82.32	0.572	14:37:55.609	

Weather / Track : Cloudy / Dry

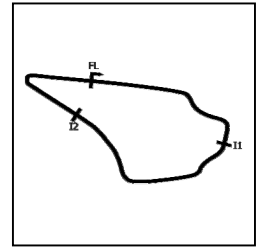
Knockhill
 Circuit Length = 1.2669 miles
 Start: 14:15 Flag 14:37 End: 14:39

MCRCB BULLETIN TK194

2021 Bennetts British Superbike Championship - Round 2

2021 Honda British Talent Cup

RACE 2 - SECTOR ANALYSIS



SECTOR 1 = FL to I1, SECTOR 2 = I1 to I2, SECTOR 3 = I2 to FL, DIFF = Difference To Personal Best Lap, P = Crossed Finish Line in Pit Lane, D = Time Disallowed

P3 24		Cormac BUCHANAN				Honda - Microlise Cresswell Racing			
IDEAL LAP TIME : 54.371		BEST LAP TIME : 54.808		DIFFERENCE : 0.437					
LAP	SECTOR 1	SECTOR 2		SECTOR 3		LAP TIME	MPH	DIFF	TIME OF DAY
1 -		21.469	107.2	15.824	102.4	58.945	77.37	4.137	14:16:43.512
2 -	18.143	21.364	108.4	15.755	102.1	55.262	82.53	0.454	14:17:38.774
3 -	17.951	21.358	108.0	15.682	102.4	54.991 (2)	82.94	0.183	14:18:33.765
4 -	17.899	21.458	107.7	15.678	101.5	55.035	82.87	0.227	14:19:28.800
5 -	17.919	21.453	107.5	15.659	101.5	55.031	82.88	0.223	14:20:23.831
6 -	17.899	21.439	107.8	15.833	101.3	55.171	82.67	0.363	14:21:19.002
7 -	17.830	21.669	107.7	15.689	101.6	55.188	82.64	0.380	14:22:14.190
8 -	17.993	21.482	107.7	15.755	101.6	55.230	82.58	0.422	14:23:09.420
9 -	17.998	21.424	107.7	15.651	101.8	55.073	82.81	0.265	14:24:04.493
10 -	17.989	21.605	107.3	15.720	101.0	55.314	82.45	0.506	14:24:59.807
11 -	17.890	21.250	106.1	15.668	99.4	54.808 (1)	83.21		14:25:54.615
12 -	18.252	21.138	106.1	15.667	100.4	55.057	82.84	0.249	14:26:49.672
13 -	17.877	21.396	105.8	15.719	100.7	54.992 (3)	82.94	0.184	14:27:44.664
14 -	18.073	21.293	106.3	15.735	100.3	55.101	82.77	0.293	14:28:39.765
15 -	18.021	21.400	106.6	15.842	100.6	55.263	82.53	0.455	14:29:35.028
16 -	17.943	21.886	105.6	15.676	101.2	55.505	82.17	0.697	14:30:30.533
17 -	18.265	21.876	108.2	15.717	101.2	55.858	81.65	1.050	14:31:26.391
18 -	18.204	21.610	106.3	15.771	100.6	55.585	82.05	0.777	14:32:21.976
19 -	18.484	21.947	105.3	15.843	101.5	56.274	81.05	1.466	14:33:18.250
20 -	18.170	21.801	105.6	15.836	101.5	55.807	81.73	0.999	14:34:14.057
21 -	17.885	21.692	108.0	15.641	100.7	55.218	82.60	0.410	14:35:09.275
22 -	18.026	22.104	106.3	15.403	101.6	55.533	82.13	0.725	14:36:04.808
23 -	17.887	22.271	104.6	15.687	100.9	55.845	81.67	1.037	14:37:00.653
24 -	17.953	21.694	105.8	15.409	99.4	55.056	82.84	0.248	14:37:55.709

P4 34		James COOK				Honda - Wilson Racing			
IDEAL LAP TIME : 54.622		BEST LAP TIME : 54.944		DIFFERENCE : 0.322					
LAP	SECTOR 1	SECTOR 2		SECTOR 3		LAP TIME	MPH	DIFF	TIME OF DAY
1 -		21.450	108.7	15.590	102.6	58.867	77.48	3.923	14:16:43.434
2 -	18.028	21.347	108.5	16.081	102.6	55.456	82.24	0.512	14:17:38.890
3 -	18.152	21.720	105.3	15.745	102.6	55.617	82.00	0.673	14:18:34.507
4 -	17.980	21.523	107.5	15.783	100.9	55.286	82.50	0.342	14:19:29.793
5 -	18.114	21.673	105.8	15.906	100.4	55.693	81.89	0.749	14:20:25.486
6 -	17.950	21.479	106.8	15.693	102.1	55.122	82.74	0.178	14:21:20.608
7 -	17.974	21.553	106.6	15.682	102.1	55.209	82.61	0.265	14:22:15.817
8 -	17.924	21.583	106.1	15.626	102.4	55.133	82.72	0.189	14:23:10.950
9 -	17.922	21.500	106.0	15.635	102.1	55.057	82.84	0.113	14:24:06.007
10 -	17.924	21.492	106.1	15.632	101.9	55.048 (3)	82.85	0.104	14:25:01.055
11 -	17.978	21.471	106.6	15.970	97.3	55.419	82.30	0.475	14:25:56.474
12 -	18.122	21.927	106.5	15.653	101.8	55.702	81.88	0.758	14:26:52.176
13 -	17.969	21.438	107.8	15.701	100.7	55.108	82.76	0.164	14:27:47.284
14 -	17.933	21.647	104.3	15.713	101.6	55.293	82.48	0.349	14:28:42.577
15 -	17.955	21.380	107.3	15.628	102.1	54.963 (2)	82.98	0.019	14:29:37.540
16 -	17.855	21.400	107.8	15.794	101.8	55.049	82.85	0.105	14:30:32.589
17 -	17.897	21.416	107.0	15.631	101.6	54.944 (1)	83.01		14:31:27.533
18 -	18.213	21.513	107.8	15.603	102.4	55.329	82.43	0.385	14:32:22.862
19 -	18.186	21.588	107.7	15.702	103.5	55.476	82.21	0.532	14:33:18.338
20 -	18.252	21.899	106.3	15.853	101.9	56.004	81.44	1.060	14:34:14.342
21 -	17.844	21.592	108.7	15.685	102.6	55.121	82.74	0.177	14:35:09.463
22 -	18.005	22.109	106.0	15.646	102.4	55.760	81.79	0.816	14:36:05.223
23 -	17.867	22.389	107.3	15.431	102.4	55.687	81.90	0.743	14:37:00.910
24 -	17.880	21.702	108.7	15.644	101.0	55.226	82.58	0.282	14:37:56.136

Weather / Track : Cloudy / Dry

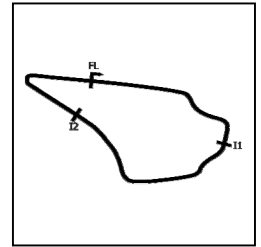
Knockhill
Circuit Length = 1.2669 miles
Start: 14:15 Flag 14:37 End: 14:39

MCRCB BULLETIN TK194

2021 Bennetts British Superbike Championship - Round 2

2021 Honda British Talent Cup

RACE 2 - SECTOR ANALYSIS



SECTOR 1 = FL to I1, SECTOR 2 = I1 to I2, SECTOR 3 = I2 to FL, DIFF = Difference To Personal Best Lap, P = Crossed Finish Line in Pit Lane, D = Time Disallowed

P5 74		Carter BROWN				Honda - City Lifting by RS Racing				
IDEAL LAP TIME : 54.593		BEST LAP TIME : 54.878		DIFFERENCE : 0.285						
LAP	SECTOR 1	SECTOR 2	SECTOR 3	LAP TIME	MPH	DIFF	TIME OF DAY			
1 -		22.495	108.7	15.987	100.9	1:02.495	72.98	7.617	14:16:47.062	
2 -	18.391	22.064	106.5	15.749	101.3	56.204	81.15	1.326	14:17:43.266	
3 -	18.059	21.420	108.0	15.609	101.3	55.088 (3)	82.79	0.210	14:18:38.354	
4 -	18.042	21.704	107.0	15.387	101.8	55.133	82.72	0.255	14:19:33.487	
5 -	18.120	21.855	107.0	15.586	102.2	55.561	82.09	0.683	14:20:29.048	
6 -	18.024	21.886	107.2	15.550	102.6	55.460	82.24	0.582	14:21:24.508	
7 -	17.913	21.740	106.5	15.625	101.3	55.278	82.51	0.400	14:22:19.786	
8 -	18.066	21.614	106.0	15.636	101.3	55.316	82.45	0.438	14:23:15.102	
9 -	18.141	21.738	106.0	15.421	101.2	55.300	82.47	0.422	14:24:10.402	
10 -	17.967	21.688	106.0	15.573	100.7	55.228	82.58	0.350	14:25:05.630	
11 -	18.046	21.798	105.5	15.735	100.6	55.579	82.06	0.701	14:26:01.209	
12 -	17.884	21.834	106.3	15.528	100.7	55.246	82.56	0.368	14:26:56.455	
13 -	17.911	22.000	106.1	15.501	101.3	55.412	82.31	0.534	14:27:51.867	
14 -	17.834	21.644	106.3	15.594	100.4	55.072 (2)	82.82	0.194	14:28:46.939	
15 -	17.786	21.825	105.8	15.647	101.5	55.258	82.54	0.380	14:29:42.197	
16 -	18.049	21.641	106.5	15.504	101.6	55.194	82.63	0.316	14:30:37.391	
17 -	18.259	21.824	106.0	15.640	100.9	55.723	81.85	0.845	14:31:33.114	
18 -	18.101	21.635	106.0	15.587	101.5	55.323	82.44	0.445	14:32:28.437	
19 -	17.997	21.620	106.8	15.502	101.3	55.119	82.75	0.241	14:33:23.556	
20 -	18.043	21.702	106.0	15.608	101.6	55.353	82.40	0.475	14:34:18.909	
21 -	18.175	21.792	106.1	15.553	101.6	55.520	82.15	0.642	14:35:14.429	
22 -	18.025	21.624	106.5	15.640	101.3	55.289	82.49	0.411	14:36:09.718	
23 -	18.142	21.549	106.6	15.449	99.5	55.140	82.71	0.262	14:37:04.858	
24 -	17.952	21.530	107.2	15.396	101.0	54.878 (1)	83.11		14:37:59.736	

P6 48		Ollie WALKER				Honda - Moto Rapido / SP125 Racing				
IDEAL LAP TIME : 54.886		BEST LAP TIME : 54.999		DIFFERENCE : 0.113						
LAP	SECTOR 1	SECTOR 2	SECTOR 3	LAP TIME	MPH	DIFF	TIME OF DAY			
1 -		22.192	106.5	16.551	101.2	1:00.878	74.92	5.879	14:16:45.445	
2 -	18.639	22.536	109.6	16.025	102.9	57.200	79.73	2.201	14:17:42.645	
3 -	18.232	21.614	109.8	17.221	97.8	57.067	79.92	2.068	14:18:39.712	
4 -	18.568	21.484	108.4	15.784	101.5	55.836	81.68	0.837	14:19:35.548	
5 -	18.087	21.629	108.0	15.764	101.8	55.480	82.21	0.481	14:20:31.028	
6 -	18.058	21.546	108.0	15.702	101.8	55.306	82.47	0.307	14:21:26.334	
7 -	18.174	21.489	108.5	15.645	102.7	55.308	82.46	0.309	14:22:21.642	
8 -	18.096	21.475	108.7	15.591	103.4	55.162	82.68	0.163	14:23:16.804	
9 -	18.162	21.613	109.6	15.653	103.2	55.428	82.28	0.429	14:24:12.232	
10 -	18.240	21.609	109.8	15.713	102.2	55.562	82.09	0.563	14:25:07.794	
11 -	18.180	21.911	108.0	15.557	101.0	55.648	81.96	0.649	14:26:03.442	
12 -	18.134	21.454	109.4	15.827	100.7	55.415	82.30	0.416	14:26:58.857	
13 -	18.148	21.502	107.3	15.536	100.9	55.186	82.64	0.187	14:27:54.043	
14 -	18.174	21.416	108.0	15.660	100.9	55.250	82.55	0.251	14:28:49.293	
15 -	17.963	21.418	108.9	15.618	101.8	54.999 (1)	82.93		14:29:44.292	
16 -	18.016	21.500	107.8	15.528	102.2	55.044 (2)	82.86	0.045	14:30:39.336	
17 -	17.964	21.655	107.2	15.595	101.8	55.214	82.60	0.215	14:31:34.550	
18 -	17.999	21.459	107.7	15.622	101.3	55.080 (3)	82.80	0.081	14:32:29.630	
19 -	18.167	21.860	107.3	15.507	101.9	55.534	82.13	0.535	14:33:25.164	
20 -	18.401	21.732	107.3	15.511	102.2	55.644	81.96	0.645	14:34:20.808	
21 -	18.017	21.603	107.8	15.536	102.6	55.156	82.69	0.157	14:35:15.964	
22 -	18.065	21.639	107.3	15.588	101.9	55.292	82.49	0.293	14:36:11.256	
23 -	18.091	21.550	108.0	15.590	102.1	55.231	82.58	0.232	14:37:06.487	
24 -	18.140	21.699	108.0	15.572	101.6	55.411	82.31	0.412	14:38:01.898	

Weather / Track : Cloudy / Dry

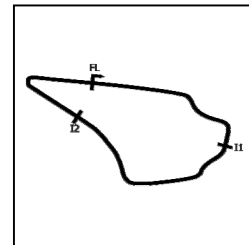
Knockhill
Circuit Length = 1.2669 miles
Start: 14:15 Flag 14:37 End: 14:39

MCRCB BULLETIN TK194

2021 Bennetts British Superbike Championship - Round 2

2021 Honda British Talent Cup

RACE 2 - SECTOR ANALYSIS



SECTOR 1 = FL to I1, SECTOR 2 = I1 to I2, SECTOR 3 = I2 to FL, DIFF = Difference To Personal Best Lap, P = Crossed Finish Line in Pit Lane, D = Time Disallowed

P7 9		Bailey STUART-CAMPBELL				Honda - Team 151s				
IDEAL LAP TIME : 54.928		BEST LAP TIME : 55.075		DIFFERENCE : 0.147						
LAP	SECTOR 1	SECTOR 2	SECTOR 3	LAP TIME	MPH	DIFF	TIME OF DAY			
1 -		22.066	108.5	16.200	102.6	1:00.568	75.30	5.493	14:16:45.135	
2 -	18.426	21.968	106.8	15.996	102.6	56.390	80.88	1.315	14:17:41.525	
3 -	18.163	21.915	107.0	15.790	101.8	55.868	81.64	0.793	14:18:37.393	
4 -	18.243	21.860	107.3	15.794	101.8	55.897	81.59	0.822	14:19:33.290	
5 -	18.165	21.728	107.2	15.714	102.2	55.607	82.02	0.532	14:20:28.897	
6 -	18.063	21.746	106.8	15.715	102.7	55.524	82.14	0.449	14:21:24.421	
7 -	18.510	21.942	107.3	15.708	103.2	56.160	81.21	1.085	14:22:20.581	
8 -	17.991	21.650	107.2	15.750	102.9	55.391	82.34	0.316	14:23:15.972	
9 -	18.249	21.919	106.3	15.894	102.7	56.062	81.35	0.987	14:24:12.034	
10 -	18.191	21.739	108.2	15.593	102.4	55.523	82.14	0.448	14:25:07.557	
11 -	18.189	22.103	106.6	15.778	101.9	56.070	81.34	0.995	14:26:03.627	
12 -	18.145	21.720	108.0	15.667	102.4	55.532	82.13	0.457	14:26:59.159	
13 -	18.272	21.708	107.5	15.743	101.6	55.723	81.85	0.648	14:27:54.882	
14 -	18.460	21.615	108.4	15.600	102.4	55.675	81.92	0.600	14:28:50.557	
15 -	18.216	21.465	108.5	15.635	102.4	55.316 (3)	82.45	0.241	14:29:45.873	
16 -	18.296	21.825	107.3	15.590	101.5	55.711	81.87	0.636	14:30:41.584	
17 -	18.290	21.647	107.2	15.650	101.5	55.587	82.05	0.512	14:31:37.171	
18 -	18.219	21.656	107.3	15.532	102.1	55.407	82.32	0.332	14:32:32.578	
19 -	18.255	21.864	106.5	15.556	102.1	55.675	81.92	0.600	14:33:28.253	
20 -	18.138	21.446	108.0	15.491	103.2	55.075 (1)	82.81		14:34:23.328	
21 -	18.116	21.599	107.0	15.581	102.2	55.296 (2)	82.48	0.221	14:35:18.624	
22 -	18.154	21.647	106.8	15.594	101.8	55.395	82.33	0.320	14:36:14.019	
23 -	18.151	21.728	107.2	15.597	101.2	55.476	82.21	0.401	14:37:09.495	
24 -	18.366	21.910	107.0	15.959	100.6	56.235	81.10	1.160	14:38:05.730	

P8 53		Kiyano VEIJER				Honda - Microlise Cresswell Racing				
IDEAL LAP TIME : 55.008		BEST LAP TIME : 55.339		DIFFERENCE : 0.331						
LAP	SECTOR 1	SECTOR 2	SECTOR 3	LAP TIME	MPH	DIFF	TIME OF DAY			
1 -		22.157	109.2	15.820	103.5	1:00.929	74.85	5.590	14:16:45.496	
2 -	18.449	22.561	109.4	15.912	103.8	56.922	80.12	1.583	14:17:42.418	
3 -	18.243	21.736	108.4	15.695	103.8	55.674	81.92	0.335	14:18:38.092	
4 -	18.456	21.960	109.1	15.547	104.0	55.963	81.50	0.624	14:19:34.055	
5 -	18.324	21.614	109.6	15.506	104.3	55.444	82.26	0.105	14:20:29.499	
6 -	18.263	21.614	109.6	15.581	104.0	55.458	82.24	0.119	14:21:24.957	
7 -	18.488	21.721	109.2	15.700	104.2	55.909	81.58	0.570	14:22:20.866	
8 -	18.216	21.524	109.6	15.628	104.5	55.368 (2)	82.37	0.029	14:23:16.234	
9 -	18.298	21.833	108.4	15.476	103.7	55.607	82.02	0.268	14:24:11.841	
10 -	18.218	21.699	107.7	15.576	102.9	55.493	82.19	0.154	14:25:07.334	
11 -	18.195	21.882	108.4	15.410	102.6	55.487	82.20	0.148	14:26:02.821	
12 -	18.236	21.861	107.8	16.090	102.1	56.187	81.17	0.848	14:26:59.008	
13 -	18.252	21.610	108.5	15.477	102.1	55.339 (1)	82.42		14:27:54.347	
14 -	18.718	21.632	108.0	15.565	102.4	55.915	81.57	0.576	14:28:50.262	
15 -	18.328	21.413	109.1	16.561	103.5	56.302	81.01	0.963	14:29:46.564	
16 -	18.239	21.962	108.4	15.680	102.9	55.881	81.62	0.542	14:30:42.445	
17 -	18.334	21.750	107.8	15.542	101.5	55.626	81.99	0.287	14:31:38.071	
18 -	18.738	21.825	107.5	15.973	100.6	56.536	80.67	1.197	14:32:34.607	
19 -	18.728	21.565	107.5	15.585	102.4	55.878	81.62	0.539	14:33:30.485	
20 -	18.359	21.621	108.0	15.400	103.0	55.380 (3)	82.36	0.041	14:34:25.865	
21 -	18.367	21.559	108.7	15.688	102.2	55.614	82.01	0.275	14:35:21.479	
22 -	18.493	21.695	107.0	15.540	102.6	55.728	81.84	0.389	14:36:17.207	
23 -	18.374	21.591	107.8	15.560	101.9	55.525	82.14	0.186	14:37:12.732	
24 -	18.354	21.561	107.7	15.525	101.2	55.440	82.27	0.101	14:38:08.172	

Weather / Track : Cloudy / Dry

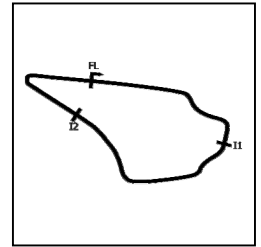
Knockhill
Circuit Length = 1.2669 miles
Start: 14:15 Flag 14:37 End: 14:39

MCRCB BULLETIN TK194

2021 Bennetts British Superbike Championship - Round 2

2021 Honda British Talent Cup

RACE 2 - SECTOR ANALYSIS



SECTOR 1 = FL to I1, SECTOR 2 = I1 to I2, SECTOR 3 = I2 to FL, DIFF = Difference To Personal Best Lap, P = Crossed Finish Line in Pit Lane, D = Time Disallowed

P9 43		Ryan HITCHCOCK				Honda - Wilson Racing			
IDEAL LAP TIME : 54.870		BEST LAP TIME : 55.269		DIFFERENCE : 0.399					
LAP	SECTOR 1	SECTOR 2		SECTOR 3		LAP TIME	MPH	DIFF	TIME OF DAY
1 -		22.411	106.8	16.603	102.1	1:02.542	72.92	7.273	14:16:47.109
2 -	18.484	22.119	108.4	16.050	103.4	56.653	80.50	1.384	14:17:43.762
3 -	18.705	22.192	108.9	15.882	102.4	56.779	80.33	1.510	14:18:40.541
4 -	18.710	22.468	107.0	15.944	101.8	57.122	79.84	1.853	14:19:37.663
5 -	18.058	21.877	107.3	15.785	101.9	55.720	81.85	0.451	14:20:33.383
6 -	18.190	21.841	107.3	15.842	102.1	55.873	81.63	0.604	14:21:29.256
7 -	18.142	21.563	108.0	15.648	102.4	55.353	82.40	0.084	14:22:24.609
8 -	18.120	21.765	107.8	15.727	103.0	55.612	82.01	0.343	14:23:20.221
9 -	18.174	21.693	106.8	15.760	101.5	55.627	81.99	0.358	14:24:15.848
10 -	18.092	21.707	107.0	15.683	101.2	55.482	82.20	0.213	14:25:11.330
11 -	18.087	21.746	107.0	15.720	101.2	55.553	82.10	0.284	14:26:06.883
12 -	18.164	21.912	107.2	15.629	101.8	55.705	81.87	0.436	14:27:02.588
13 -	17.961	21.607	107.7	15.767	101.6	55.335	82.42	0.066	14:27:57.923
14 -	18.133	21.785	107.8	15.928	101.8	55.846	81.67	0.577	14:28:53.769
15 -	18.110	21.856	107.0	15.620	102.2	55.586	82.05	0.317	14:29:49.355
16 -	18.123	21.656	107.5	15.628	102.1	55.407	82.32	0.138	14:30:44.762
17 -	18.057	21.870	106.8	15.602	101.9	55.529	82.13	0.260	14:31:40.291
18 -	18.035	21.679	107.0	15.555	101.9	55.269 (1)	82.52		14:32:35.560
19 -	18.235	21.484	108.0	15.553	102.1	55.272 (2)	82.52	0.003	14:33:30.832
20 -	18.154	21.633	108.9	15.556	102.4	55.343	82.41	0.074	14:34:26.175
21 -	18.261	21.738	108.2	15.718	101.8	55.717	81.86	0.448	14:35:21.892
22 -	18.289	21.639	109.1	15.745	101.5	55.673	81.92	0.404	14:36:17.565
23 -	18.251	21.604	108.9	15.455	102.9	55.310 (3)	82.46	0.041	14:37:12.875
24 -	18.342	21.717	108.4	15.425	100.9	55.484	82.20	0.215	14:38:08.359

P10 7		Jamie LYONS				Honda - C&M Motors Ltd / Tooltec Racing			
IDEAL LAP TIME : 55.701		BEST LAP TIME : 55.864		DIFFERENCE : 0.163					
LAP	SECTOR 1	SECTOR 2		SECTOR 3		LAP TIME	MPH	DIFF	TIME OF DAY
1 -		22.614	106.1	16.062	100.0	1:01.925	73.65	6.061	14:16:46.492
2 -	18.616	21.902	107.0	16.436	100.4	56.954	80.08	1.090	14:17:43.446
3 -	18.378	22.190	106.0	16.093	101.3	56.661	80.49	0.797	14:18:40.107
4 -	18.725	21.578	105.8	15.971	99.5	56.274	81.05	0.410	14:19:36.381
5 -	18.298	21.608	105.5	15.972	99.8	55.878 (2)	81.62	0.014	14:20:32.259
6 -	18.295	21.671	105.3	15.898	98.2	55.864 (1)	81.64		14:21:28.123
7 -	18.401	21.671	105.3	15.828	99.2	55.900 (3)	81.59	0.036	14:22:24.023
8 -	18.393	21.722	104.6	15.996	98.8	56.111	81.28	0.247	14:23:20.134
9 -	18.694	21.730	105.6	16.082	99.4	56.506	80.71	0.642	14:24:16.640
10 -	18.444	21.907	103.8	16.045	98.6	56.396	80.87	0.532	14:25:13.036
11 -	18.449	21.887	104.0	16.137	98.1	56.473	80.76	0.609	14:26:09.509
12 -	18.492	21.893	104.0	16.096	98.5	56.481	80.75	0.617	14:27:05.990
13 -	18.555	21.821	104.2	15.950	98.5	56.326	80.97	0.462	14:28:02.316
14 -	18.526	21.877	104.5	16.099	98.3	56.502	80.72	0.638	14:28:58.818
15 -	18.497	21.883	104.6	16.077	98.3	56.457	80.78	0.593	14:29:55.275
16 -	18.592	22.349	103.0	15.934	98.6	56.875	80.19	1.011	14:30:52.150
17 -	18.522	21.895	103.7	15.985	98.6	56.402	80.86	0.538	14:31:48.552
18 -	18.488	21.897	103.7	16.134	98.5	56.519	80.70	0.655	14:32:45.071
19 -	18.600	21.884	103.4	16.040	98.3	56.524	80.69	0.660	14:33:41.595
20 -	18.496	21.986	103.8	16.042	98.3	56.524	80.69	0.660	14:34:38.119
21 -	18.692	22.008	104.6	16.275	98.6	56.975	80.05	1.111	14:35:35.094
22 -	18.530	21.999	103.8	16.038	98.5	56.567	80.63	0.703	14:36:31.661
23 -	18.503	21.962	104.2	15.943	98.3	56.408	80.85	0.544	14:37:28.069
24 -	18.638	22.070	103.5	16.306	97.9	57.014	79.99	1.150	14:38:25.083

Weather / Track : Cloudy / Dry

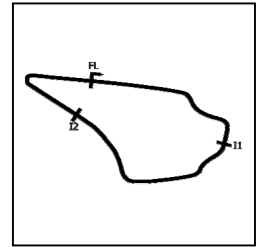
Knockhill
 Circuit Length = 1.2669 miles
 Start: 14:15 Flag 14:37 End: 14:39

MCRCB BULLETIN TK194

2021 Bennetts British Superbike Championship - Round 2

2021 Honda British Talent Cup

RACE 2 - SECTOR ANALYSIS



SECTOR 1 = FL to I1, SECTOR 2 = I1 to I2, SECTOR 3 = I2 to FL, DIFF = Difference To Personal Best Lap, P = Crossed Finish Line in Pit Lane, D = Time Disallowed

P11 5		Mason JOHNSON				Honda - Johnson Racing				
IDEAL LAP TIME : 55.934		BEST LAP TIME : 56.294		DIFFERENCE : 0.360						
LAP	SECTOR 1	SECTOR 2	SECTOR 3	LAP TIME	MPH	DIFF	TIME OF DAY			
1 -		22.687	106.8	16.528	101.0	1:02.734	72.70	6.440	14:16:47.301	
2 -	18.749	22.216	106.6	16.096	100.3	57.061	79.93	0.767	14:17:44.362	
3 -	18.837	22.392	106.3	16.079	99.7	57.308	79.58	1.014	14:18:41.670	
4 -	18.469	23.229	104.8	15.865	100.7	57.563	79.23	1.269	14:19:39.233	
5 -	18.790	22.922	106.1	15.789	99.8	57.501	79.32	1.207	14:20:36.734	
6 -	18.467	22.046	105.8	15.948	100.0	56.461	80.78	0.167	14:21:33.195	
7 -	18.505	22.171	105.1	15.782	100.1	56.458	80.78	0.164	14:22:29.653	
8 -	18.371	22.079	104.2	16.065	98.5	56.515	80.70	0.221	14:23:26.168	
9 -	18.725	22.569	103.0	16.091	98.6	57.385	79.48	1.091	14:24:23.553	
10 -	18.691	22.669	102.2	16.139	100.0	57.499	79.32	1.205	14:25:21.052	
11 -	18.641	22.244	105.8	15.925	98.1	56.810	80.28	0.516	14:26:17.862	
12 -	18.701	22.528	104.3	16.059	99.2	57.288	79.61	0.994	14:27:15.150	
13 -	18.453	22.330	106.3	15.654	99.1	56.437 (3)	80.81	0.143	14:28:11.587	
14 -	18.363	22.551	103.2	15.832	98.9	56.746	80.37	0.452	14:29:08.333	
15 -	18.475	22.060	103.4	15.893	98.8	56.428 (2)	80.83	0.134	14:30:04.761	
16 -	18.547	22.024	103.5	15.928	98.3	56.499	80.72	0.205	14:31:01.260	
17 -	18.649	22.456	104.3	15.705	99.1	56.810	80.28	0.516	14:31:58.070	
18 -	18.465	21.973	104.6	16.023	98.8	56.461	80.78	0.167	14:32:54.531	
19 -	18.851	22.206	104.8	16.064	98.9	57.121	79.85	0.827	14:33:51.652	
20 -	18.425	22.062	104.6	15.807	100.0	56.294 (1)	81.02		14:34:47.946	
21 -	18.348	22.264	103.7	15.880	98.6	56.492	80.73	0.198	14:35:44.438	
22 -	18.307	22.609	102.7	16.047	96.9	56.963	80.07	0.669	14:36:41.401	
23 -	18.757	22.222	103.2	15.975	97.2	56.954	80.08	0.660	14:37:38.355	
24 -	18.768	22.182	103.7	15.796	98.2	56.746	80.37	0.452	14:38:35.101	

P12 41		Luca HOPKINS				Honda - Wilson Racing				
IDEAL LAP TIME : 56.005		BEST LAP TIME : 56.181		DIFFERENCE : 0.176						
LAP	SECTOR 1	SECTOR 2	SECTOR 3	LAP TIME	MPH	DIFF	TIME OF DAY			
1 -		22.627	108.5	16.141	103.8	1:03.018	72.37	6.837	14:16:47.585	
2 -	18.769	22.253	107.7	15.921	103.2	56.943	80.09	0.762	14:17:44.528	
3 -	18.465	22.240	108.2	15.530	104.5	56.235 (3)	81.10	0.054	14:18:40.763	
4 -	18.739	22.647	107.0	15.838	100.3	57.224	79.70	1.043	14:19:37.987	
5 -	18.635	22.457	106.6	15.809	101.0	56.901	80.15	0.720	14:20:34.888	
6 -	18.431	22.599	106.1	15.886	100.1	56.916	80.13	0.735	14:21:31.804	
7 -	18.567	22.742	105.1	15.813	100.9	57.122	79.84	0.941	14:22:28.926	
8 -	18.544	22.399	105.5	15.839	100.9	56.782	80.32	0.601	14:23:25.708	
9 -	18.695	23.121	106.6	15.912	100.6	57.728	79.01	1.547	14:24:23.436	
10 -	18.559	22.535	105.3	15.955	95.3	57.049	79.95	0.868	14:25:20.485	
11 -	18.617	22.499	105.0	15.817	98.8	56.933	80.11	0.752	14:26:17.418	
12 -	18.560	22.612	105.0	15.723	100.0	56.895	80.16	0.714	14:27:14.313	
13 -	18.681	22.540	106.1	15.586	100.1	56.807	80.29	0.626	14:28:11.120	
14 -	18.332	23.116	106.0	15.639	100.0	57.087	79.89	0.906	14:29:08.207	
15 -	18.761	22.379	106.5	15.783	100.7	56.923	80.12	0.742	14:30:05.130	
16 -	18.466	22.159	107.0	15.606	101.5	56.231 (2)	81.11	0.050	14:31:01.361	
17 -	18.327	22.281	105.5	15.573	100.9	56.181 (1)	81.18		14:31:57.542	
18 -	18.316	22.461	106.0	15.885	100.7	56.662	80.49	0.481	14:32:54.204	
19 -	18.531	22.387	105.1	15.648	100.4	56.566	80.63	0.385	14:33:50.770	
20 -	18.346	22.492	105.3	15.754	100.7	56.592	80.59	0.411	14:34:47.362	
21 -	18.450	22.416	105.3	15.679	100.1	56.545	80.66	0.364	14:35:43.907	
22 -	18.586	22.990	106.1	16.040	100.3	57.616	79.16	1.435	14:36:41.523	
23 -	18.815	22.228	107.7	15.837	99.8	56.880	80.18	0.699	14:37:38.403	
24 -	18.816	22.369	107.7	15.656	100.4	56.841	80.24	0.660	14:38:35.244	

Weather / Track : Cloudy / Dry

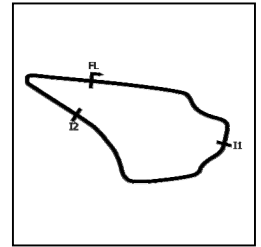
Knockhill
Circuit Length = 1.2669 miles
Start: 14:15 Flag 14:37 End: 14:39

MCRCB BULLETIN TK194

2021 Bennetts British Superbike Championship - Round 2

2021 Honda British Talent Cup

RACE 2 - SECTOR ANALYSIS



SECTOR 1 = FL to I1, SECTOR 2 = I1 to I2, SECTOR 3 = I2 to FL, DIFF = Difference To Personal Best Lap, P = Crossed Finish Line in Pit Lane, D = Time Disallowed

P13 66		Rossi DOBSON				Honda - WM Racing			
IDEAL LAP TIME : 56.177		BEST LAP TIME : 56.312				DIFFERENCE : 0.135			
LAP	SECTOR 1	SECTOR 2		SECTOR 3		LAP TIME	MPH	DIFF	TIME OF DAY
1 -		22.651	106.3	16.209	101.8	1:02.000	73.56	5.688	14:16:46.567
2 -	18.795	22.166	105.3	16.121	102.2	57.082	79.90	0.770	14:17:43.649
3 -	19.065	22.422	106.1	15.882	102.2	57.369	79.50	1.057	14:18:41.018
4 -	18.956	22.976	105.3	16.189	100.6	58.121	78.47	1.809	14:19:39.139
5 -	18.723	22.356	105.1	15.899	100.9	56.978	80.05	0.666	14:20:36.117
6 -	18.584	22.158	105.5	15.949	100.4	56.691	80.45	0.379	14:21:32.808
7 -	18.587	22.650	106.6	15.814	101.9	57.051	79.94	0.739	14:22:29.859
8 -	18.501	22.142	105.6	15.863	101.3	56.506	80.71	0.194	14:23:26.365
9 -	18.844	22.412	107.2	16.066	101.2	57.322	79.57	1.010	14:24:23.687
10 -	18.820	22.358	105.5	16.082	98.9	57.260	79.65	0.948	14:25:20.947
11 -	18.602	22.303	105.3	16.091	99.8	56.996	80.02	0.684	14:26:17.943
12 -	18.428	22.644	103.5	15.906	99.8	56.978	80.05	0.666	14:27:14.921
13 -	18.472	22.439	105.8	15.876	100.7	56.787	80.31	0.475	14:28:11.708
14 -	18.599	22.495	105.5	15.948	100.0	57.042	79.96	0.730	14:29:08.750
15 -	18.449	22.411	105.0	15.736	101.2	56.596	80.59	0.284	14:30:05.346
16 -	18.569	22.259	105.1	15.740	99.8	56.568	80.63	0.256	14:31:01.914
17 -	18.471	22.030	105.0	15.811	101.5	56.312 (1)	80.99		14:31:58.226
18 -	18.561	22.060	105.3	15.731	100.3	56.352 (2)	80.93	0.040	14:32:54.578
19 -	18.673	22.141	105.6	15.847	99.7	56.661	80.49	0.349	14:33:51.239
20 -	18.506	22.158	104.5	15.719	100.6	56.383 (3)	80.89	0.071	14:34:47.622
21 -	18.830	22.153	104.6	16.155	98.8	57.138	79.82	0.826	14:35:44.760
22 -	18.469	22.311	104.5	16.085	98.8	56.865	80.20	0.553	14:36:41.625
23 -	18.924	22.202	106.3	15.938	100.7	57.064	79.92	0.752	14:37:38.689
24 -	18.700	22.478	107.0	15.973	100.0	57.151	79.80	0.839	14:38:35.840

P14 79		Harley McCABE				Honda - MLav VisionTrack Academy			
IDEAL LAP TIME : 56.131		BEST LAP TIME : 56.392				DIFFERENCE : 0.261			
LAP	SECTOR 1	SECTOR 2		SECTOR 3		LAP TIME	MPH	DIFF	TIME OF DAY
1 -		23.427	107.2	16.589	101.9	1:05.811	69.30	9.419	14:16:50.378
2 -	19.077	22.441	108.4	16.252	103.7	57.770	78.95	1.378	14:17:48.148
3 -	19.012	22.510	107.7	16.439	103.8	57.961	78.69	1.569	14:18:46.109
4 -	19.100	22.967	107.2	16.042	101.3	58.109	78.49	1.717	14:19:44.218
5 -	19.170	22.487	108.4	16.203	102.9	57.860	78.83	1.468	14:20:42.078
6 -	18.575	22.443	106.1	15.990	102.6	57.008	80.00	0.616	14:21:39.086
7 -	18.838	22.553	107.8	16.017	103.4	57.408	79.45	1.016	14:22:36.494
8 -	18.885	22.497	107.2	16.005	102.6	57.387	79.47	0.995	14:23:33.881
9 -	18.912	22.262	106.3	15.894	103.0	57.068	79.92	0.676	14:24:30.949
10 -	19.004	22.190	107.0	16.041	101.9	57.235	79.69	0.843	14:25:28.184
11 -	19.152	22.518	106.1	15.877	102.1	57.547	79.25	1.155	14:26:25.731
12 -	18.860	22.202	105.8	15.961	101.9	57.023	79.98	0.631	14:27:22.754
13 -	18.838	22.224	106.5	15.812	102.7	56.874	80.19	0.482	14:28:19.628
14 -	18.977	22.108	108.7	15.745	103.7	56.830	80.25	0.438	14:29:16.458
15 -	18.878	22.282	107.3	16.148	103.4	57.308	79.58	0.916	14:30:13.766
16 -	18.746	22.111	107.8	15.987	103.5	56.844	80.23	0.452	14:31:10.610
17 -	18.944	22.058	107.8	15.853	103.7	56.855	80.22	0.463	14:32:07.465
18 -	18.670	22.190	107.3	15.532	103.7	56.392 (1)	80.88		14:33:03.857
19 -	19.128	22.171	107.2	15.654	105.0	56.953	80.08	0.561	14:34:00.810
20 -	18.621	22.254	106.8	15.931	103.2	56.806	80.29	0.414	14:34:57.616
21 -	18.687	22.179	106.6	15.958	103.0	56.824	80.26	0.432	14:35:54.440
22 -	18.674	22.086	107.3	15.717	101.5	56.477	80.76	0.085	14:36:50.917
23 -	18.657	22.024	105.6	15.786	103.0	56.467 (3)	80.77	0.075	14:37:47.384
24 -	18.836	22.032	107.3	15.541	101.5	56.409 (2)	80.85	0.017	14:38:43.793

Weather / Track : Cloudy / Dry

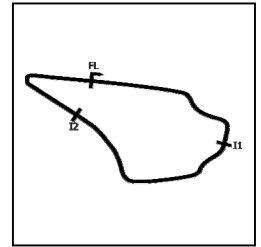
Knockhill
Circuit Length = 1.2669 miles
Start: 14:15 Flag 14:37 End: 14:39

MCRCB BULLETIN TK194

2021 Bennetts British Superbike Championship - Round 2

2021 Honda British Talent Cup

RACE 2 - SECTOR ANALYSIS



SECTOR 1 = FL to I1, SECTOR 2 = I1 to I2, SECTOR 3 = I2 to FL, DIFF = Difference To Personal Best Lap, P = Crossed Finish Line in Pit Lane, D = Time Disallowed

P15 29		Lucas BROWN				Honda - Amphibian Scaffolding / SP125 Racing			
IDEAL LAP TIME : 56.296		BEST LAP TIME : 56.660		DIFFERENCE : 0.364					
LAP	SECTOR 1	SECTOR 2		SECTOR 3		LAP TIME	MPH	DIFF	TIME OF DAY
1 -		22.330	106.0	16.333	99.8	1:01.319	74.38	4.659	14:16:45.886
2 -	18.479	22.604	105.8	16.593	100.6	57.676	79.08	1.016	14:17:43.562
3 -	18.805	22.235	106.1	16.080	101.3	57.120	79.85	0.460	14:18:40.682
4 -	19.043	23.512	104.3	16.184	100.7	58.739	77.65	2.079	14:19:39.421
5 -	18.878	22.527	105.0	16.885	98.3	58.290	78.24	1.630	14:20:37.711
6 -	18.734	22.151	106.3	15.775	100.1	56.660 (1)	80.49		14:21:34.371
7 -	18.689	22.136	105.5	15.858	98.8	56.683 (2)	80.46	0.023	14:22:31.054
8 -	18.563	22.365	105.0	16.107	98.8	57.035	79.97	0.375	14:23:28.089
9 -	18.620	22.290	103.7	16.214	98.8	57.124	79.84	0.464	14:24:25.213
10 -	18.764	22.307	104.5	16.353	97.5	57.424	79.42	0.764	14:25:22.637
11 -	18.642	22.315	104.8	16.191	97.9	57.148	79.81	0.488	14:26:19.785
12 -	18.562	22.065	105.3	16.173	98.2	56.800 (3)	80.30	0.140	14:27:16.585
13 -	18.589	22.241	105.0	16.297	98.3	57.127	79.84	0.467	14:28:13.712
14 -	18.709	22.282	105.5	16.022	98.8	57.013	80.00	0.353	14:29:10.725
15 -	18.645	22.421	105.1	16.136	98.6	57.202	79.73	0.542	14:30:07.927
16 -	18.762	22.515	104.5	16.270	98.3	57.547	79.25	0.887	14:31:05.474
17 -	18.601	22.379	104.0	16.157	98.9	57.137	79.82	0.477	14:32:02.611
18 -	18.633	22.406	103.5	16.192	98.5	57.231	79.69	0.571	14:32:59.842
19 -	18.987	22.426	103.8	16.281	98.5	57.694	79.05	1.034	14:33:57.536
20 -	18.637	22.444	103.7	16.332	98.6	57.413	79.44	0.753	14:34:54.949
21 -	18.719	22.458	104.2	16.326	98.5	57.503	79.31	0.843	14:35:52.452
22 -	18.726	22.563	103.7	16.209	98.3	57.498	79.32	0.838	14:36:49.950
23 -	18.614	22.676	104.0	16.164	98.3	57.454	79.38	0.794	14:37:47.404
24 -	18.912	22.200	106.6	15.752	98.2	56.864	80.21	0.204	14:38:44.268

P16 61		Harrison MACKAY				Honda - True Heros Racing / Super Soco			
IDEAL LAP TIME : 56.587		BEST LAP TIME : 56.764		DIFFERENCE : 0.177					
LAP	SECTOR 1	SECTOR 2		SECTOR 3		LAP TIME	MPH	DIFF	TIME OF DAY
1 -		23.077	107.3	16.463	102.2	1:04.313	70.92	7.549	14:16:48.880
2 -	19.088	22.655	106.3	16.288	101.8	58.031	78.59	1.267	14:17:46.911
3 -	18.857	22.403	106.3	16.309	101.5	57.569	79.22	0.805	14:18:44.480
4 -	18.732	22.529	107.2	16.403	100.3	57.664	79.09	0.900	14:19:42.144
5 -	19.008	22.428	106.1	16.067	101.3	57.503	79.31	0.739	14:20:39.647
6 -	18.810	22.427	106.0	16.117	101.3	57.354	79.52	0.590	14:21:37.001
7 -	19.475	22.479	106.5	16.159	100.7	58.113	78.48	1.349	14:22:35.114
8 -	19.023	22.185	105.3	16.159	100.9	57.367	79.50	0.603	14:23:32.481
9 -	19.043	22.145	104.8	16.044	100.9	57.232	79.69	0.468	14:24:29.713
10 -	18.941	22.204	105.5	16.103	100.7	57.248	79.67	0.484	14:25:26.961
11 -	18.960	22.221	105.6	16.125	100.3	57.306	79.59	0.542	14:26:24.267
12 -	18.816	22.360	105.8	16.107	100.7	57.283	79.62	0.519	14:27:21.550
13 -	18.780	22.072	106.0	15.943	100.4	56.795 (2)	80.30	0.031	14:28:18.345
14 -	18.840	22.199	105.6	15.968	101.5	57.007	80.00	0.243	14:29:15.352
15 -	18.871	22.230	105.1	16.349	100.0	57.450	79.39	0.686	14:30:12.802
16 -	18.830	22.102	104.8	16.032	101.2	56.964	80.07	0.200	14:31:09.766
17 -	18.757	22.243	105.3	16.025	100.0	57.025	79.98	0.261	14:32:06.791
18 -	18.812	22.102	104.5	16.033	101.2	56.947	80.09	0.183	14:33:03.738
19 -	18.737	22.195	105.0	16.012	99.4	56.944 (3)	80.09	0.180	14:34:00.682
20 -	19.095	22.035	106.3	16.229	101.9	57.359	79.51	0.595	14:34:58.041
21 -	18.862	21.921	107.0	15.981	101.8	56.764 (1)	80.35		14:35:54.805
22 -	18.872	22.320	106.0	15.996	101.0	57.188	79.75	0.424	14:36:51.993
23 -	18.930	22.582	106.5	15.934	101.2	57.446	79.39	0.682	14:37:49.439

Weather / Track : Cloudy / Dry

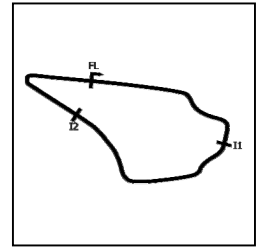
Knockhill
Circuit Length = 1.2669 miles
Start: 14:15 Flag 14:37 End: 14:39

MCRCB BULLETIN TK194

2021 Bennetts British Superbike Championship - Round 2

2021 Honda British Talent Cup

RACE 2 - SECTOR ANALYSIS



SECTOR 1 = FL to I1, SECTOR 2 = I1 to I2, SECTOR 3 = I2 to FL, DIFF = Difference To Personal Best Lap, P = Crossed Finish Line in Pit Lane, D = Time Disallowed

P17 51		Holly HARRIS				Honda - MJL Racing			
IDEAL LAP TIME : 56.702		BEST LAP TIME : 57.124		DIFFERENCE : 0.422					
LAP	SECTOR 1	SECTOR 2		SECTOR 3		LAP TIME	MPH	DIFF	TIME OF DAY
1 -		23.099	107.5	16.475	102.7	1:04.970	70.20	7.846	14:16:49.537
2 -	19.097	22.756	106.3	16.200	102.2	58.053	78.56	0.929	14:17:47.590
3 -	18.938	22.978	106.0	16.356	101.9	58.272	78.27	1.148	14:18:45.862
4 -	19.146	22.804	106.3	16.215	101.9	58.165	78.41	1.041	14:19:44.027
5 -	19.143	22.471	105.8	16.482	101.2	58.096	78.50	0.972	14:20:42.123
6 -	19.009	22.390	106.8	16.015	102.2	57.414	79.44	0.290	14:21:39.537
7 -	19.177	22.839	106.8	16.028	102.1	58.044	78.58	0.920	14:22:37.581
8 -	18.898	22.379	106.0	16.008	101.5	57.285	79.62	0.161	14:23:34.866
9 -	18.911	22.322	106.5	15.921	101.0	57.154 (2)	79.80	0.030	14:24:32.020
10 -	19.153	22.197	107.8	15.774	101.3	57.124 (1)	79.84		14:25:29.144
11 -	18.902	22.583	106.1	15.825	101.0	57.310	79.58	0.186	14:26:26.454
12 -	19.118	22.405	107.0	15.973	101.2	57.496	79.32	0.372	14:27:23.950
13 -	19.056	22.429	107.2	15.939	101.2	57.424	79.42	0.300	14:28:21.374
14 -	18.940	22.479	106.0	15.819	101.6	57.238	79.68	0.114	14:29:18.612
15 -	18.904	22.553	106.3	16.270	101.2	57.727	79.01	0.603	14:30:16.339
16 -	18.788	22.445	105.3	16.140	101.3	57.373	79.49	0.249	14:31:13.712
17 -	19.041	22.654	105.1	16.249	101.0	57.944	78.71	0.820	14:32:11.656
18 -	19.011	22.586	105.0	16.371	101.0	57.968	78.68	0.844	14:33:09.624
19 -	19.418	23.079	101.2	16.182	102.2	58.679	77.72	1.555	14:34:08.303
20 -	18.798	22.636	106.0	16.037	101.0	57.471	79.36	0.347	14:35:05.774
21 -	19.010	22.658	106.0	16.002	101.3	57.670	79.08	0.546	14:36:03.444
22 -	18.959	23.014	106.6	16.017	102.4	57.990	78.65	0.866	14:37:01.434
23 -	18.818	22.627	107.0	15.717	100.9	57.162 (3)	79.79	0.038	14:37:58.596

P18 2		Rhys COATES				Honda - Ernie Coates Race Support / SP125 Racing			
IDEAL LAP TIME : 56.543		BEST LAP TIME : 56.543		DIFFERENCE : 0.000					
LAP	SECTOR 1	SECTOR 2		SECTOR 3		LAP TIME	MPH	DIFF	TIME OF DAY
1 -		22.563	106.5	16.464	100.7	1:02.929	72.48	6.386	14:16:47.496
2 -	19.128	22.880	105.5	16.380	99.4	58.388	78.11	1.845	14:17:45.884
3 -	18.805	22.459	104.5	16.590	98.3	57.854	78.83	1.311	14:18:43.738
4 -	18.844	22.794	103.5	17.017	98.3	58.655	77.76	2.112	14:19:42.393
5 -	18.981	22.525	104.6	16.427	99.2	57.933	78.73	1.390	14:20:40.326
6 -	18.838	22.458	104.2	16.442	98.3	57.738	78.99	1.195	14:21:38.064
7 -	19.077	22.696	104.2	16.498	98.8	58.271	78.27	1.728	14:22:36.335
8 -	18.752	22.378	103.8	16.366	98.6	57.496	79.32	0.953	14:23:33.831
9 -	19.145	22.501	103.4	16.377	98.8	58.023	78.60	1.480	14:24:31.854
10 -	18.686	22.301	104.2	16.084	99.1	57.071 (2)	79.91	0.528	14:25:28.925
11 -	18.830	23.076	104.5	16.251	98.5	58.157	78.42	1.614	14:26:27.082
12 -	18.715	22.301	106.5	17.613	96.4	58.629	77.79	2.086	14:27:25.711
13 -	18.649	22.499	104.5	16.216	98.5	57.364	79.51	0.821	14:28:23.075
14 -	18.774	22.545	103.5	16.293	98.5	57.612	79.16	1.069	14:29:20.687
15 -	18.785	22.355	103.8	16.356	97.8	57.496	79.32	0.953	14:30:18.183
16 -	18.690	22.501	102.9	16.183	98.3	57.374	79.49	0.831	14:31:15.557
17 -	18.638	22.694	103.7	16.805	97.9	58.137	78.45	1.594	14:32:13.694
18 -	18.854	22.659	102.4	17.735	98.1	59.248	76.98	2.705	14:33:12.942
19 -	18.705	22.675	102.7	16.325	98.8	57.705	79.04	1.162	14:34:10.647
20 -	18.732	22.250	103.8	16.280	97.8	57.262 (3)	79.65	0.719	14:35:07.909
21 -	18.663	23.041	103.8	16.152	100.3	57.856	78.83	1.313	14:36:05.765
22 -	18.364	22.190	104.8	15.989	99.2	56.543 (1)	80.66		14:37:02.308
23 -	18.474	22.245	106.0	16.627	98.3	57.346	79.53	0.803	14:37:59.654

Weather / Track : Cloudy / Dry

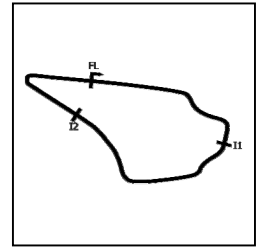
Knockhill
Circuit Length = 1.2669 miles
Start: 14:15 Flag 14:37 End: 14:39

MCRCB BULLETIN TK194

2021 Bennetts British Superbike Championship - Round 2

2021 Honda British Talent Cup

RACE 2 - SECTOR ANALYSIS



SECTOR 1 = FL to I1, SECTOR 2 = I1 to I2, SECTOR 3 = I2 to FL, DIFF = Difference To Personal Best Lap, P = Crossed Finish Line in Pit Lane, D = Time Disallowed

P19 22		Anthony EAGLE		Honda - Microlise Cresswell Racing					
IDEAL LAP TIME : 57.347		BEST LAP TIME : 57.674		DIFFERENCE : 0.327					
LAP	SECTOR 1	SECTOR 2	SECTOR 3	LAP TIME	MPH	DIFF	TIME OF DAY		
1 -		23.090	104.2	16.656	98.6	1:04.800	70.38	7.126	14:16:49.367
2 -	19.470	22.824	104.0	16.841	99.4	59.135	77.13	1.461	14:17:48.502
3 -	19.016	22.679	103.4	16.722	98.6	58.417	78.07	0.743	14:18:46.919
4 -	19.073	22.733	103.7	16.593	98.1	58.399	78.10	0.725	14:19:45.318
5 -	19.081	22.358	103.4	16.707	98.6	58.146	(3) 78.44	0.472	14:20:43.464
6 -	19.063	22.448	102.6	16.644	98.1	58.155	78.43	0.481	14:21:41.619
7 -	19.360	22.941	102.1	16.522	97.9	58.823	77.53	1.149	14:22:40.442
8 -	18.990	22.506	101.9	16.528	97.3	58.024	(2) 78.60	0.350	14:23:38.466
9 -	19.175	22.920	100.9	16.811	99.1	58.906	77.43	1.232	14:24:37.372
10 -	19.127	22.670	101.9	16.685	96.6	58.482	77.99	0.808	14:25:35.854
11 -	19.036	22.511	101.6	16.127	96.6	57.674	(1) 79.08		14:26:33.528
12 -	19.085	22.622	101.9	16.852	97.9	58.559	77.88	0.885	14:27:32.087
13 -	18.862	22.862	101.6	16.517	96.4	58.241	78.31	0.567	14:28:30.328
14 -	19.132	22.815	101.2	16.776	96.9	58.723	77.67	1.049	14:29:29.051
15 -	19.133	23.212	99.7	16.570	97.6	58.915	77.41	1.241	14:30:27.966
16 -	19.025	22.763	100.4	17.054	97.2	58.842	77.51	1.168	14:31:26.808
17 -	19.449	22.547	101.8	16.694	97.1	58.690	77.71	1.016	14:32:25.498
18 -	19.355	22.919	100.1	16.721	96.8	58.995	77.31	1.321	14:33:24.493
19 -	19.465	22.617	101.2	16.571	96.9	58.653	77.76	0.979	14:34:23.146
20 -	19.202	22.859	101.2	16.712	97.6	58.773	77.60	1.099	14:35:21.919
21 -	19.284	22.999	100.9	16.514	96.2	58.797	77.57	1.123	14:36:20.716
22 -	19.177	22.732	101.5	16.415	96.0	58.324	78.20	0.650	14:37:19.040
23 -	19.300	22.902	100.9	16.958	95.0	59.160	77.09	1.486	14:38:18.200

P20 8		Ross MOORE		Honda - B Moore Honda					
IDEAL LAP TIME : 57.291		BEST LAP TIME : 57.691		DIFFERENCE : 0.400					
LAP	SECTOR 1	SECTOR 2	SECTOR 3	LAP TIME	MPH	DIFF	TIME OF DAY		
1 -		23.652	104.3	17.086	99.1	1:06.283	68.81	8.592	14:16:50.850
2 -	19.241	22.856	104.3	16.901	98.8	58.998	77.30	1.307	14:17:49.848
3 -	19.045	22.648	103.8	16.920	98.2	58.613	77.81	0.922	14:18:48.461
4 -	19.158	22.775	103.5	16.677	97.9	58.610	77.82	0.919	14:19:47.071
5 -	19.190	22.499	103.5	16.623	98.2	58.312	78.21	0.621	14:20:45.383
6 -	18.911	22.420	104.2	16.633	98.2	57.964	78.68	0.273	14:21:43.347
7 -	19.069	22.657	104.2	16.623	98.3	58.349	78.16	0.658	14:22:41.696
8 -	18.766	22.391	103.5	16.747	97.9	57.904	(3) 78.77	0.213	14:23:39.600
9 -	18.889	22.172	104.8	16.630	97.9	57.691	(1) 79.06		14:24:37.291
10 -	19.325	22.716	104.5	16.939	97.2	58.980	77.33	1.289	14:25:36.271
11 -	18.924	22.428	103.5	16.353	97.8	57.705	(2) 79.04	0.014	14:26:33.976
12 -	18.852	22.438	104.6	16.621	96.9	57.911	78.76	0.220	14:27:31.887
13 -	18.879	37.821	102.6	16.883	97.2	1:13.583	61.98	15.892	14:28:45.470
14 -	19.109	23.750	102.2	16.751	97.1	59.610	76.51	1.919	14:29:45.080
15 -	18.974	22.645	103.8	16.561	98.6	58.180	78.39	0.489	14:30:43.260
16 -	18.837	22.706	102.7	16.563	97.9	58.106	78.49	0.415	14:31:41.366
17 -	18.880	22.501	102.9	16.889	96.8	58.270	78.27	0.579	14:32:39.636
18 -	19.084	22.577	101.8	17.003	96.8	58.664	77.74	0.973	14:33:38.300
19 -	18.962	22.581	102.1	16.736	97.2	58.279	78.26	0.588	14:34:36.579
20 -	18.992	22.677	102.4	16.583	96.6	58.252	78.29	0.561	14:35:34.831
21 -	19.164	22.517	102.9	16.366	98.1	58.047	78.57	0.356	14:36:32.878
22 -	19.079	22.929	103.2	16.429	96.9	58.437	78.05	0.746	14:37:31.315
23 -	19.052	23.165	102.1	16.807	97.1	59.024	77.27	1.333	14:38:30.339

Weather / Track : Cloudy / Dry

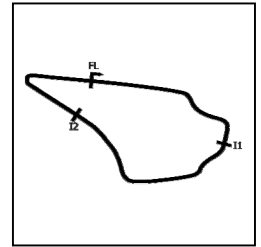
Knockhill
Circuit Length = 1.2669 miles
Start: 14:15 Flag 14:37 End: 14:39

MCRCB BULLETIN TK194

2021 Bennetts British Superbike Championship - Round 2

2021 Honda British Talent Cup

RACE 2 - SECTOR ANALYSIS



SECTOR 1 = FL to I1, SECTOR 2 = I1 to I2, SECTOR 3 = I2 to FL, DIFF = Difference To Personal Best Lap, P = Crossed Finish Line in Pit Lane, D = Time Disallowed

P21 15		Harrison CROSBY			Honda - Banks Racing				
IDEAL LAP TIME : 54.734		BEST LAP TIME : 54.924			DIFFERENCE : 0.190				
LAP	SECTOR 1	SECTOR 2		SECTOR 3		LAP TIME	MPH	DIFF	TIME OF DAY
1 -		21.754	105.0	15.773	99.8	58.553	77.89	3.629	14:16:43.120
2 -	18.123	21.453	104.8	15.728	98.9	55.304	82.47	0.380	14:17:38.424
3 -	18.047	21.521	105.6	15.711	99.1	55.279	82.51	0.355	14:18:33.703
4 -	18.099	21.558	105.3	15.781	99.8	55.438	82.27	0.514	14:19:29.141
5 -	18.006	21.337	105.5	15.728	100.1	55.071	82.82	0.147	14:20:24.212
6 -	18.041	21.357	106.3	15.736	100.3	55.134	82.72	0.210	14:21:19.346
7 -	17.906	21.499	106.3	15.672	100.4	55.077	82.81	0.153	14:22:14.423
8 -	18.005	21.586	105.1	15.887	100.1	55.478	82.21	0.554	14:23:09.901
9 -	17.962	21.247	105.8	15.715	100.6	54.924 (1)	83.04		14:24:04.825
10 -	18.044	21.478	105.0	15.735	99.8	55.257	82.54	0.333	14:25:00.082
11 -	17.937	21.393	105.1	15.685	98.2	55.015 (3)	82.90	0.091	14:25:55.097
12 -	18.422	21.317	105.0	15.867	97.6	55.606	82.02	0.682	14:26:50.703
13 -	18.188	21.756	105.6	15.685	99.5	55.629	81.99	0.705	14:27:46.332
14 -	18.008	21.279	106.0	15.871	98.9	55.158	82.69	0.234	14:28:41.490
15 -	18.103	21.433	105.5	15.779	100.0	55.315	82.45	0.391	14:29:36.805
16 -	18.129	21.419	105.5	15.747	99.7	55.295	82.48	0.371	14:30:32.100
17 -	18.035	21.331	105.5	15.582	99.7	54.948 (2)	83.00	0.024	14:31:27.048
18 -	17.905	21.649	105.1	15.644	99.4	55.198	82.63	0.274	14:32:22.246

P22 65		Alexander ROWAN			Honda - Victoria House Mortimer Racing				
IDEAL LAP TIME : 59.193		BEST LAP TIME : 59.353			DIFFERENCE : 0.160				
LAP	SECTOR 1	SECTOR 2		SECTOR 3		LAP TIME	MPH	DIFF	TIME OF DAY
1 -		24.221	103.8	16.905	101.6	1:07.639	67.43	8.286	14:16:52.206
2 -	19.643	23.266	105.6	16.670	101.3	59.579 (2)	76.55	0.226	14:17:51.785
3 -	19.788	23.442	105.6	17.262	100.7	1:00.492	75.40	1.139	14:18:52.277
4 -	19.869	24.026	105.0	16.980	100.0	1:00.875	74.92	1.522	14:19:53.152
5 -	20.030	23.482	105.3	16.804	100.1	1:00.316	75.62	0.963	14:20:53.468
6 -	19.891	23.253	105.0	16.695	100.0	59.839	76.22	0.486	14:21:53.307
7 -	19.830	23.211	105.3	16.780	100.0	59.821 (3)	76.24	0.468	14:22:53.128
8 -	19.711	23.535	101.6	17.022	100.0	1:00.268	75.68	0.915	14:23:53.396
9 -	19.939	23.481	104.2	16.822	98.8	1:00.242	75.71	0.889	14:24:53.638
10 -	20.227	23.406	105.1	16.611	98.9	1:00.244	75.71	0.891	14:25:53.882
11 -	20.163	23.272	106.5	16.474	99.8	59.909	76.13	0.556	14:26:53.791
12 -	19.669	23.707	105.3	16.504	100.0	59.880	76.17	0.527	14:27:53.671
13 -	20.014	23.228	106.0	16.759	100.0	1:00.001	76.01	0.648	14:28:53.672
14 -	19.651	23.076	105.8	16.626	99.8	59.353 (1)	76.84		14:29:53.025
15 -	19.735	23.604	105.6	19.200	37.4	1:02.539	72.93	3.186	14:30:55.564

P23 23		Rhys STEPHENSON			Honda - Rocket Racing				
IDEAL LAP TIME : 55.892		BEST LAP TIME : 56.051			DIFFERENCE : 0.159				
LAP	SECTOR 1	SECTOR 2		SECTOR 3		LAP TIME	MPH	DIFF	TIME OF DAY
1 -		23.123	104.5	15.916	99.5	1:03.435	71.90	7.384	14:16:48.002
2 -	18.614	22.541	104.3	16.033	98.1	57.188 (3)	79.75	1.137	14:17:45.190
3 -	18.528	22.402	104.3	16.137	97.6	57.067 (2)	79.92	1.016	14:18:42.257
4 -	18.272	23.050	103.2	16.103	99.1	57.425	79.42	1.374	14:19:39.682
5 -	18.734	22.621	105.5	16.765	94.9	58.120	78.47	2.069	14:20:37.802
6 -	18.431	21.829	103.7	15.791	98.3	56.051 (1)	81.37		14:21:33.853
7 -	23.092	30.011	75.2	22.280	39.7	1:15.383	60.50	19.332	14:22:49.236

P24 4		Sullivan MOUNSEY			Honda - iForce Lloyd & Jones				
IDEAL LAP TIME : 57.196		BEST LAP TIME : 57.203			DIFFERENCE : 0.007				
LAP	SECTOR 1	SECTOR 2		SECTOR 3		LAP TIME	MPH	DIFF	TIME OF DAY
1 -		22.255	107.3	16.133	102.4	1:00.364	75.56	3.161	14:16:44.931
2 -	18.899	22.518	106.8	16.376	102.9	57.793 (2)	78.92	0.590	14:17:42.724
3 -	18.828	22.262	107.3	16.113	102.2	57.203 (1)	79.73		14:18:39.927

Weather / Track : Cloudy / Dry

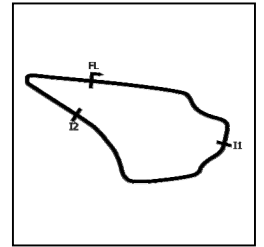
Knockhill
Circuit Length = 1.2669 miles
Start: 14:15 Flag 14:37 End: 14:39

MCRCB BULLETIN TK194

2021 Bennetts British Superbike Championship - Round 2

2021 Honda British Talent Cup

RACE 2 - SECTOR ANALYSIS



SECTOR 1 = FL to I1, SECTOR 2 = I1 to I2, SECTOR 3 = I2 to FL, DIFF = Difference To Personal Best Lap, P = Crossed Finish Line in Pit Lane, D = Time Disallowed

P25 96		Rossi BANHAM		Honda - MJL Racing					
IDEAL LAP TIME : 56.911		BEST LAP TIME : 57.027		DIFFERENCE : 0.116					
LAP	SECTOR 1	SECTOR 2		SECTOR 3		LAP TIME	MPH	DIFF	TIME OF DAY
1 -		22.606	105.5	16.583	97.9	1:02.549	72.92	5.522	14:16:47.116
2 -	18.627	22.188	106.5	16.212	97.6	57.027 (1)	79.98		14:17:44.143

Weather / Track : Cloudy / Dry

Results can be found at www.tsl-timing.com

Page 12 of 12

Knockhill
Circuit Length = 1.2669 miles
Start: 14:15 Flag 14:37 End: 14:39

Printed - 14:42 Sunday, 11 July 2021

MCRCB BULLETIN TK195**2021 Bennetts British Superbike Championship - Round 2****2021 Honda British Talent Cup****RACE 2 - BEST SECTORS**

SECTOR 1			SECTOR 2			SECTOR 3			IDEAL / BEST COMPARISON						
POS	NO	NAME	TIME	NO	NAME	TIME	NO	NAME	TIME	POS	NO	NAME	IDEAL	BEST	DIFF
													PERFECT LAP	54.248	
1	74	BROWN	17.786	24	BUCHANAN	21.138	57	GARNESS	15.324	1	24	BUCHANAN	54.371	54.808	0.437
2	24	BUCHANAN	17.830	15	CROSBY	21.247	74	BROWN	15.387	2	52	BELFORD	54.557	54.665	0.108
3	34	COOK	17.844	52	BELFORD	21.287	52	BELFORD	15.400	3	74	BROWN	54.593	54.878	0.285
4	52	BELFORD	17.870	34	COOK	21.347	53	VEIJER	15.400	4	57	GARNESS	54.596	54.830	0.234
5	57	GARNESS	17.870	57	GARNESS	21.402	24	BUCHANAN	15.403	5	34	COOK	54.622	54.944	0.322
6	15	CROSBY	17.905	53	VEIJER	21.413	43	HITCHCOCK	15.425	6	15	CROSBY	54.734	54.924	0.190
7	43	HITCHCOCK	17.961	48	WALKER	21.416	34	COOK	15.431	7	43	HITCHCOCK	54.870	55.269	0.399
8	48	WALKER	17.963	74	BROWN	21.420	9	STUART-CAMPBEL	15.491	8	48	WALKER	54.886	54.999	0.113
9	9	STUART-CAMPBEL	17.991	9	STUART-CAMPBEL	21.446	48	WALKER	15.507	9	9	STUART-CAMPBELL	54.928	55.075	0.147
10	53	VEIJER	18.195	43	HITCHCOCK	21.484	41	HOPKINS	15.530	10	53	VEIJER	55.008	55.339	0.331
11	23	STEPHENSON	18.272	7	LYONS	21.578	79	McCABE	15.532	11	7	LYONS	55.701	55.864	0.163
12	7	LYONS	18.295	23	STEPHENSON	21.829	15	CROSBY	15.582	12	23	STEPHENSON	55.892	56.051	0.159
13	5	JOHNSON	18.307	61	MACKAY	21.921	5	JOHNSON	15.654	13	5	JOHNSON	55.934	56.294	0.360
14	41	HOPKINS	18.316	5	JOHNSON	21.973	51	HARRIS	15.717	14	41	HOPKINS	56.005	56.181	0.176
15	2	COATES	18.364	79	McCABE	22.024	66	DOBSON	15.719	15	79	McCABE	56.131	56.392	0.261
16	66	DOBSON	18.428	66	DOBSON	22.030	29	BROWN	15.752	16	66	DOBSON	56.177	56.312	0.135
17	29	BROWN	18.479	29	BROWN	22.065	23	STEPHENSON	15.791	17	29	BROWN	56.296	56.660	0.364
18	96	BANHAM	18.511	41	HOPKINS	22.159	7	LYONS	15.828	18	2	COATES	56.543	56.543	0.000
19	79	McCABE	18.575	8	MOORE	22.172	61	MACKAY	15.934	19	61	MACKAY	56.587	56.764	0.177
20	61	MACKAY	18.732	96	BANHAM	22.188	2	COATES	15.989	20	51	HARRIS	56.702	57.124	0.422
21	8	MOORE	18.766	2	COATES	22.190	4	MOUNSEY	16.113	21	96	BANHAM	56.911	57.027	0.116
22	51	HARRIS	18.788	51	HARRIS	22.197	22	EAGLE	16.127	22	4	MOUNSEY	57.196	57.203	0.007
23	4	MOUNSEY	18.828	4	MOUNSEY	22.255	96	BANHAM	16.212	23	8	MOORE	57.291	57.691	0.400
24	22	EAGLE	18.862	22	EAGLE	22.358	8	MOORE	16.353	24	22	EAGLE	57.347	57.674	0.327
25	65	ROWAN	19.643	65	ROWAN	23.076	65	ROWAN	16.474	25	65	ROWAN	59.193	59.353	0.160
26															
27															

Weather / Track : Cloudy / Dry

Knockhill

Circuit Length = 1.2669 miles

Start: 14:15 Flag 14:37 End: 14:39

Results can be found at www.tsl-timing.com

Printed - 14:42 Sunday, 11 July 2021

MCRCB BULLETIN TK196**2021 Bennetts British Superbike Championship - Round 2****2021 Honda British Talent Cup****RACE 2 - BEST SPEEDS**

POS	INTERMEDIATE 1			INTERMEDIATE 2			FINISH LINE		
	NO	NAME	MPH	NO	NAME	MPH	NO	NAME	MPH
1				57	GARNESS	112.4	57	GARNESS	107.7
2				48	WALKER	109.8	79	McCABE	105.0
3				53	VEIJER	109.6	53	VEIJER	104.5
4				43	HITCHCOCK	109.1	41	HOPKINS	104.5
5				34	COOK	108.7	34	COOK	103.5
6				74	BROWN	108.7	48	WALKER	103.4
7				79	McCABE	108.7	43	HITCHCOCK	103.4
8				9	STUART-CAMPBELL	108.5	9	STUART-CAMPBELL	103.2
9				41	HOPKINS	108.5	4	MOUNSEY	102.9
10				24	BUCHANAN	108.4	51	HARRIS	102.7
11				52	BELFORD	108.2	52	BELFORD	102.6
12				51	HARRIS	107.8	74	BROWN	102.6
13				61	MACKAY	107.3	24	BUCHANAN	102.4
14				4	MOUNSEY	107.3	66	DOBSON	102.2
15				66	DOBSON	107.2	61	MACKAY	102.2
16				7	LYONS	107.0	65	ROWAN	101.6
17				5	JOHNSON	106.8	7	LYONS	101.3
18				29	BROWN	106.6	29	BROWN	101.3
19				2	COATES	106.5	5	JOHNSON	101.0
20				65	ROWAN	106.5	2	COATES	100.7
21				96	BANHAM	106.5	15	CROSBY	100.6
22				15	CROSBY	106.3	23	STEPHENSON	99.5
23				23	STEPHENSON	105.5	22	EAGLE	99.4
24				8	MOORE	104.8	8	MOORE	99.1
25				22	EAGLE	104.2	96	BANHAM	97.9
26									
27									

Weather / Track : Cloudy / Dry

Results can be found at www.tsl-timing.comKnockhill
Circuit Length = 1.2669 miles
Start: 14:15 Flag 14:37 End: 14:39

Printed - 14:43 Sunday, 11 July 2021

2021 Honda British Talent Cup
RIDERS POINTS AFTER ROUND 4

		TOTAL	GAP	DIFF	Rounds																		Wins	Seconds	Thirds	
					1	2	3	4	5	6	7	8	9	10	11	12	13	14	15	16	17	18				
					25th-27th June	Oulton Park International	9th-11th July	Knockhill	23rd-25th July	Brands Hatch GP	30th July-1st August	Thruxton	13th-15th August	Donington Park National	27th-29th August	Silverstone GP	3rd-5th September	Snetterton 300	10th-12th September	Silverstone National	1st-3rd October	Donington Park GP				
1	Evan BELFORD (Honda)	86			20	16	25	25																2	1	1
2	Johnny GARNES (Honda)	64	22		11	13	20	20																0	2	0
3	Casey O'GORMAN (Honda)	50	36	14	25	25																		2	0	0
4	Carter BROWN (Honda)	47	39	3	16	20		11																0	1	1
5	Cormac BUCHANAN (Honda)	40	46	7		11	13	16																0	0	1
6	Harrison CROSBY (Honda)	35	51	5	9	10	16																	0	0	1
7	Jamie LYONS (Honda)	29	57	6	8	9	6	6																0	0	0
8	James COOK (Honda)	29	57	0		5	11	13																0	0	0
9	Ollie WALKER (Honda)	28	58	1	10		8	10																0	0	0
10	Bailey STUART-CAMPBELL (Honda)	24	62	4		6	9	9																0	0	0
11	Troy JEFFREY (Honda)	21	65	3	4	7	10																	0	0	0
12	Ryan HITCHCOCK (Honda)	20	66	1	13			7																0	0	0
13	Mason JOHNSON (Honda)	17	69	3	7	4	1	5																0	0	0
14	Kiyano VEIJER (Honda)	15	71	2			7	8																0	0	0
15	Rossi DOBSON (Honda)	11	75	4	6		2	3																0	0	0
16	Luca HOPKINS (Honda)	10	76	1	1	2	3	4																0	0	0
17	Sullivan MOUNSEY (Honda)	8	78	2		8																		0	0	0
18	Rhys STEPHENSON (Honda)	6	80	2	5	1																		0	0	0
19	Harrison MACKAY (Honda)	6	80	0	3	3																		0	0	0
20	Rossi BANHAM (Honda)	5	81	1			5																	0	0	0
21	Lucas HILL (Honda)	4	82	1			4																	0	0	0
22	Lucas BROWN (Honda)	3	83	1	2		1																	0	0	0
21	Harley McCABE (Honda)	2	84	1			2																	0	0	0

MCRCB BULLETIN TK197

2021 Bennetts British Superbike Championship - Round 2

2021 Honda British Talent Cup

RACE 2 - STATISTICS

Competitors Started 25
Planned Start 2021-07-11 @ 14:15:00.000
Actual Start 2021-07-11 @ 14:15:44.566
Finish Time 2021-07-11 @ 14:37:48.937
Track Length 1.2669mi.
Total Laps 520
Total Distance Covered 658.8274mi.

Session Fastest Lap History

NO	NAME	LAP TIME	TIME OF DAY	LAP	VEHICLE
52	Evan BELFORD	55.554	14:17:37.829	2	Honda
15	Harrison CROSBY	55.304	14:17:38.446	2	Honda
24	Cormac BUCHANAN	55.262	14:17:38.790	2	Honda
52	Evan BELFORD	54.933	14:18:32.762	3	Honda
52	Evan BELFORD	54.680	14:20:22.391	5	Honda
52	Evan BELFORD	54.665	14:22:11.868	7	Honda

Session Leader History

NO	NAME	FROM LAP	LAPS LED	DISTANCE	VEHICLE
52	Evan BELFORD	1	24	30.40 miles	Honda

Flag History

TYPE	TIME OF DAY
GREEN	14:15:44.566
FINISH	14:37:48.937

Flag Statistics

TYPE	COUNT	TOTAL LAPS	TOTAL TIME
Green	1	24	23:17.208
Red	0	0	0.000
Safety Car	0	0	0.000
FCY	0	0	0.000

Weather / Track : Cloudy / Dry

Results can be found at www.tsl-timing.com

Knockhill
Circuit Length = 1.2669 miles
Start: 14:15 Flag 14:37 End: 14:39

Printed - 14:43 Sunday, 11 July 2021

MCRCB BULLETIN TK198

2021 Bennetts British Superbike Championship - Round 2

2021 Honda British Talent Cup

RACE 2 - SESSION NOTES

TIME	MESSAGE
14:00:30	PITLANE OPEN
14:05:05	PITLANE CLOSED
14:08:03	5 MINUTES TO WARM UP LAPS
14:10:03	3 MINUTES TO WARM UP LAPS
14:12:03	1 MINUTE TO WARM UP LAPS
14:12:25	30 SECONDS TO WARM UP LAPS
14:12:39	GREEN FLAG - 2 WARM UP LAPS
14:14:40	RACE START
14:16:18	NO. 44 - FALLER AT T1 - RIDER OK
14:18:13	NO JUMP STARTS
14:19:08	NO. 96 - STOPPED TECHNICAL PROBLEM T9
14:19:39	NO. 4 - FALLER AT T7 - RIDER OK
14:23:06	NO.23 ENTERED PITS
14:24:01	NO.23 RETIRED
14:30:36	TWO THIRDS DISTANCE COMPLETED
14:31:12	NO.65 ENTERED PITS
14:33:00	NO. 15 - FALLER AT T3 - RIDER OK

Weather / Track : Cloudy / Dry

Results can be found at www.tsl-timing.com

Knockhill
Circuit Length = 1.2669 miles
Start: 14:15 Flag 14:37 End: 14:39

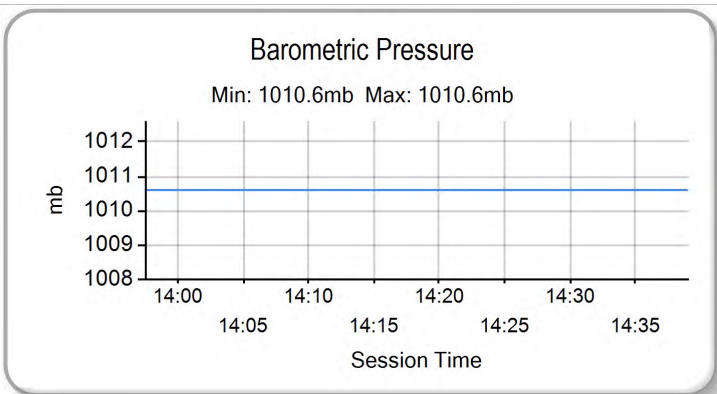
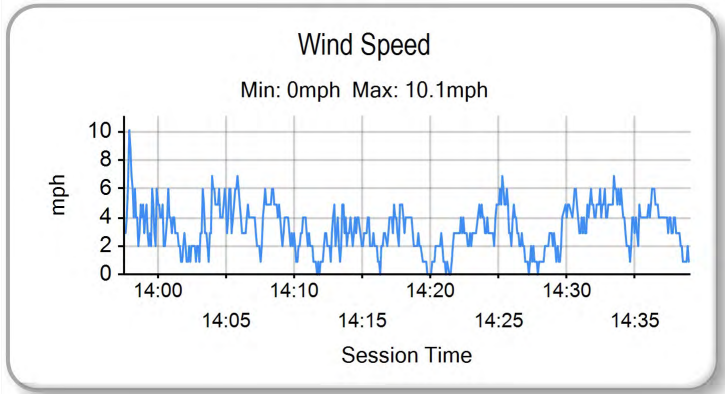
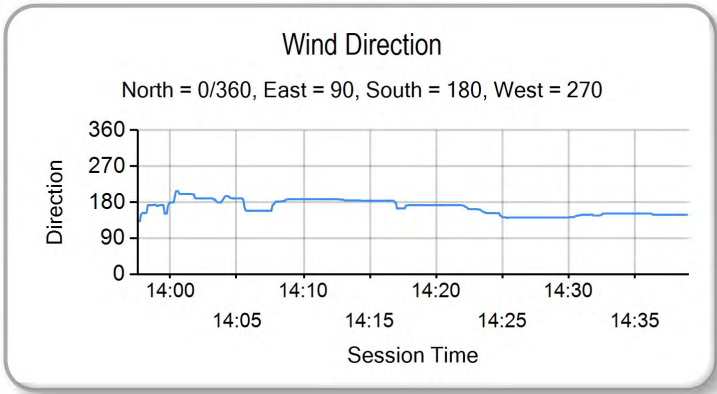
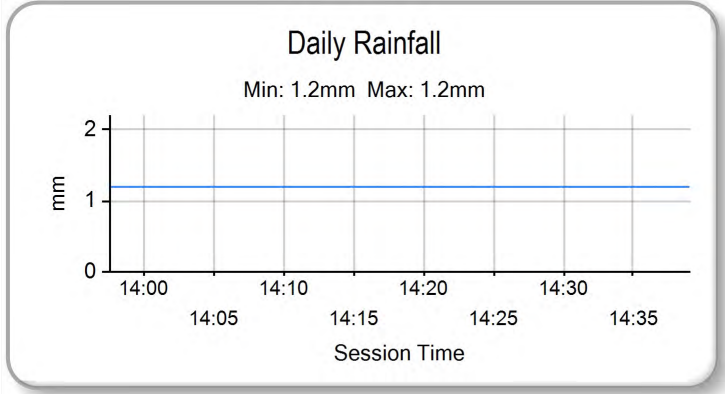
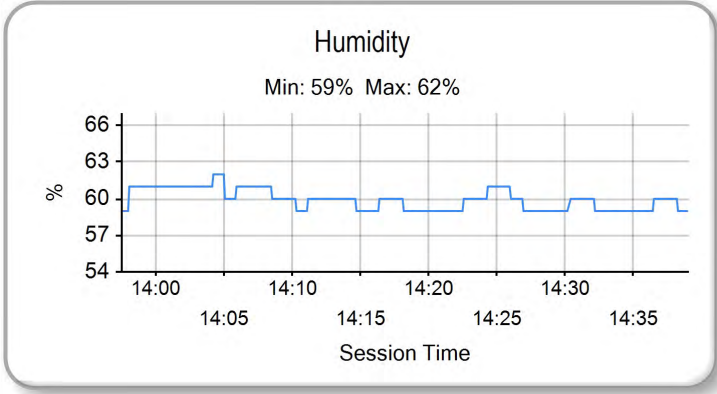
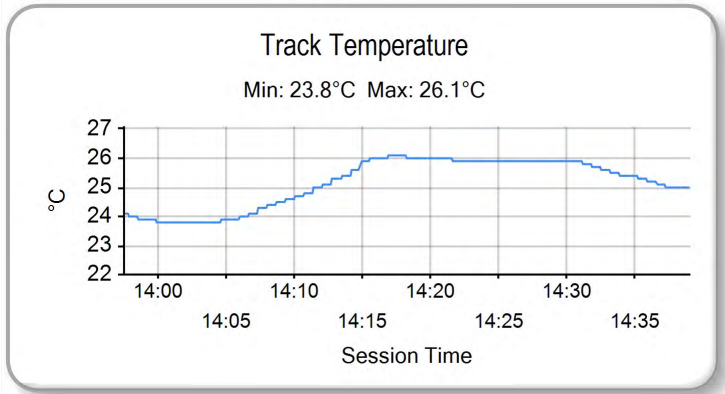
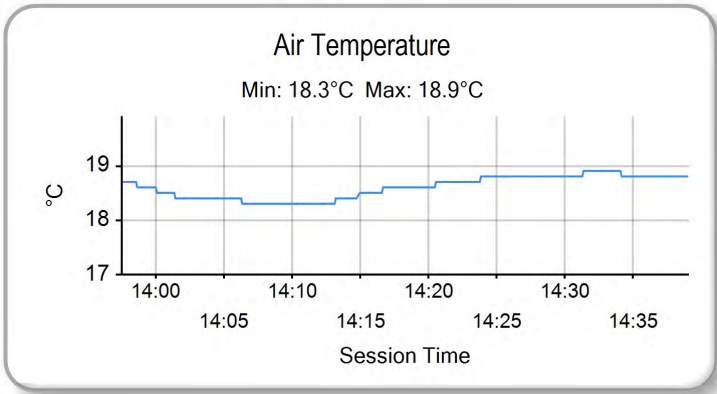
Printed - 14:43 Sunday, 11 July 2021

MCRCB BULLETIN TK199

2021 Bennetts British Superbike Championship - Round 2

2021 Honda British Talent Cup

RACE 2 - WEATHER CONDITIONS



Weather / Track : Cloudy / Dry

Results can be found at www.tsl-timing.com

Knockhill
Circuit Length = 1.2669 miles
Start: 14:15 Flag 14:37 End: 14:39

Printed - 14:44 Sunday, 11 July 2021