



HONDA BRITISH TALENT CUP

Round 1

Oulton Park International

25th-27th June 2021



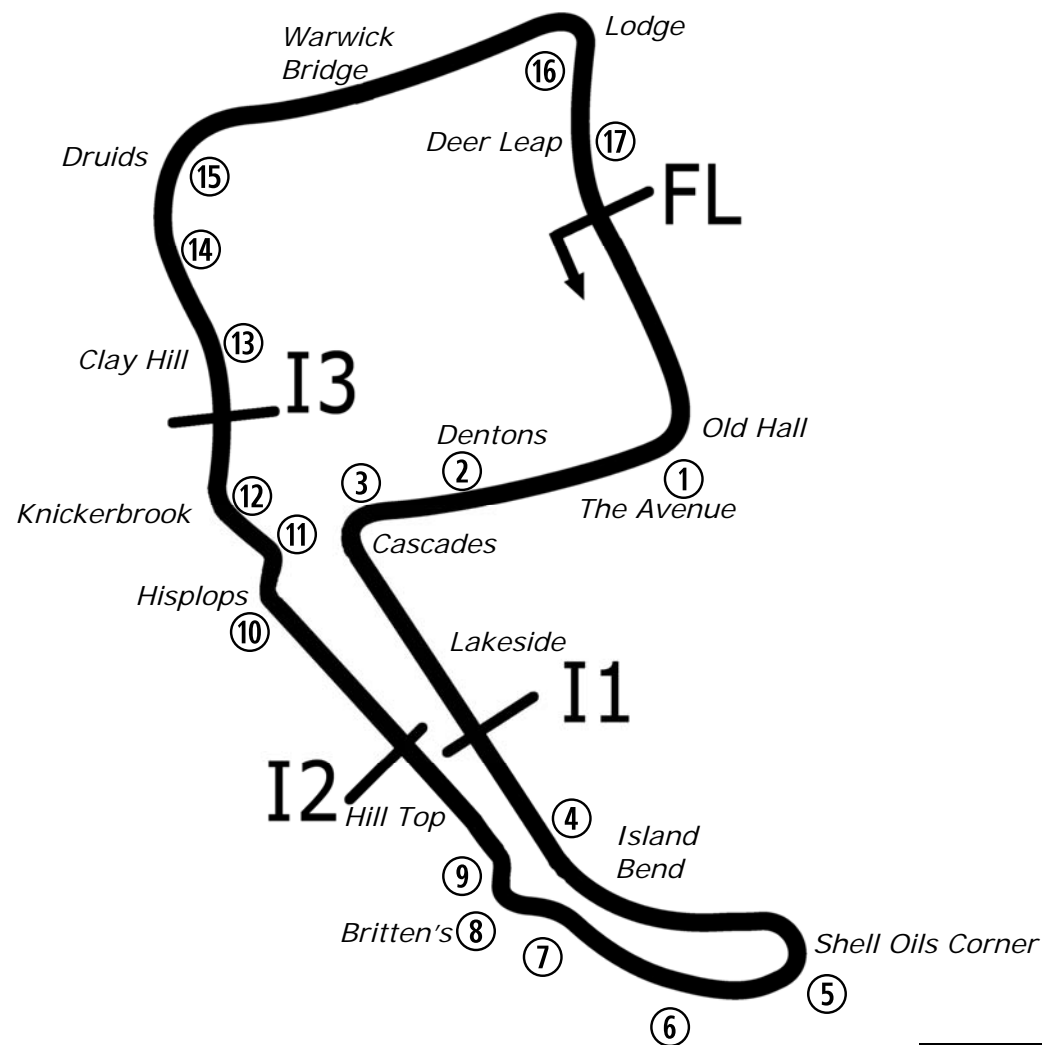
Results Provided by Timing Solutions Ltd
www.tsl-timing.com

Oulton Park International

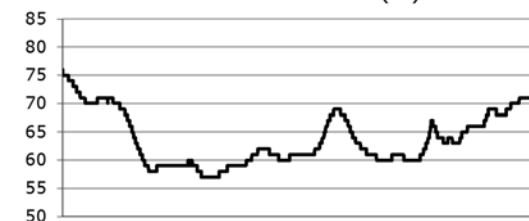


SPORTS TIMING

TIMING SOLUTIONS LTD



Circuit Altitude (m)



Length	2.6920 miles	4332.4 m		
FL			53.17997 N	2.61294 W
I1	1163m		53.17248 N	2.61631 W
I2	2295m		53.17253 N	2.61748 W
I3	3066m		53.17830 N	2.62040 W
Pit Entry	4314m		53.18011 N	2.61306 W
Pit Exit	180m after FL		53.17836 N	2.61232 W
Pit Entry-Pit Exit 199m, 11.9s @60kph, 8.9s @80kph				

Lap Records		Best Sector Information							
		Sector 1 (FL - I1)	I1 Trap (mph)	Sector 2 (I1 - I2)	I2 Trap (mph)	Sector 3 (I2 - I3)	I3 Trap (mph)	Sector 4 (I3 - FL)	FL Trap (mph)
Superbike	1:33.941	22.990	163.2	26.459	125.6	18.319	140.6	25.663	152.8
Superstock 1000	1:36.227	23.519	162.0	26.924	123.5	18.821	138.9	26.320	148.5
Supersport / GP2	1:37.201	23.916	147.4	27.193	116.9	19.020	130.0	26.550	141.6
Superstock 600	1:39.578	24.532	143.3	27.842	113.3	19.531	125.9	27.205	133.6
Ducati Cup	1:40.083	24.617	144.0	28.178	114.3	19.497	127.3	27.378	134.7
Sidecar 600	1:44.427	25.516	125.9	28.891	98.1	20.649	110.5	28.471	118.7
Junior Supersport	1:52.096	27.692	114.1	30.909	90.4	21.871	100.3	30.672	106.5
BTC 2020	To be Est	N/A	N/A	N/A	N/A	N/A	N/A	N/A	N/A

All results available at www.tsl-timing.com

FREE PRACTICE 1 - CLASSIFICATION

POS	NO	NAME	NAT	ENTRY	TIME	ON	LAPS	GAP	DIFF	MPH
1	67	Casey O'GORMAN	GBR	Honda - Microlise Cresswell Racing	1:51.884	12	15			86.61
2	74	Carter BROWN	GBR	Honda - City Lifting / RS Racing	1:51.907	12	13	0.023	0.023	86.60
3	34	James COOK	GBR	Honda - Wilson Racing	1:52.720	16	16	0.836	0.813	85.97
4	7	Jamie LYONS	GBR	Honda - C&M Motors Ltd / Tooltec Racing	1:52.894	15	15	1.010	0.174	85.84
5	4	Sullivan MOUNSEY	GBR	Honda - iForce Lloyd & Jones	1:52.996	13	14	1.112	0.102	85.76
6	52	Evan BELFORD	GBR	Honda - City Lifting by RS Racing	1:53.818	13	14	1.934	0.822	85.14
7	96	Rossi BANHAM	GBR	Honda - MJL Racing	1:53.968	14	15	2.084	0.150	85.03
8	48	Ollie WALKER	GBR	Honda - Moto Rapido / SP125 Racing	1:54.130	11	11	2.246	0.162	84.91
9	57	Johnny GARNES	GBR	Honda - City Lifting by RS Racing	1:54.619	11	12	2.735	0.489	84.55
10	15	Harrison CROSBY	GBR	Honda - Banks Racing	1:54.744	13	14	2.860	0.125	84.46
11	5	Mason JOHNSON	GBR	Honda - Johnson Racing	1:55.868	11	13	3.984	1.124	83.64
12	66	Rossi DOBSON	GBR	Honda - WM Racing	1:55.901	14	15	4.017	0.033	83.61
13	43	Ryan HITCHCOCK	GBR	Honda - Wilson Racing	1:56.975	12	13	5.091	1.074	82.84
14	14	Evan PENDRILL	GBR	Honda - EPRacing / SP125 Racing	1:57.442	9	11	5.558	0.467	82.51
15	2	Rhys COATES	GBR	Honda - Ernie Coates Race Support / SP125 Racing	1:57.718	14	14	5.834	0.276	82.32
16	23	Rhys STEPHENSON	GBR	Honda - Rocket Racing	1:57.760	13	13	5.876	0.042	82.29
17	55	Harrison DESSOY	GBR	Honda - Thornycroft56 Racing	1:57.780	11	13	5.896	0.020	82.28
18	33	JJ CUNNINGHAM	GBR	Honda - JCRsupersport	1:59.046	11	13	7.162	1.266	81.40
19	61	Harrison MACKAY	GBR	Honda - True Heros Racing / Super Soco	1:59.184	9	12	7.300	0.138	81.31
20	21	Troy JEFFREY	GBR	Honda - Stiggymotorsport	1:59.418	7	10	7.534	0.234	81.15
21	9	Bailey STUART-CAMPBELL	GBR	Honda - Team 151s	2:00.123	7	7	8.239	0.705	80.67
22	44	Lucas HILL	GBR	Honda - Ashcourt Racing	2:00.300	13	13	8.416	0.177	80.55
23	99	Peter WILLIS	GBR	Honda - WM Racing	2:00.449	13	15	8.565	0.149	80.45
24	41	Luca HOPKINS	GBR	Honda - Wilson Racing	2:00.858	13	14	8.974	0.409	80.18

QUALIFYING LAPTIME (110.0% of 1:51.884) = 2:03.072

25	53	Kiyano VEIJER	NLD	Honda - Microlise Cresswell Racing	2:03.794	10	12	11.910	2.936	78.28
26	8	Ross MOORE	GBR	Honda - B Moore Honda	2:05.591	9	11	13.707	1.797	77.16
27	51	Holly HARRIS	GBR	Honda - MJL Racing	2:10.364	8	11	18.480	4.773	74.34
28	24	Cormac BUCHANAN	NZL	Honda - Microlise Cresswell Racing	2:10.561	3	4	18.677	0.197	74.22
29	22	Anthony EAGLE	GBR	Honda - Microlise Cresswell Racing	2:25.359	2	2	33.475	14.798	66.67

Weather / Track : Cloudy / Drying

These results are provisional until the conclusion of any judicial and technical matters.

Oulton Park International

Circuit Length = 2.6920 miles

Start: 10:10 Flag 10:40 End: 10:44

Race Director : Stuart Higgs

Stewards :

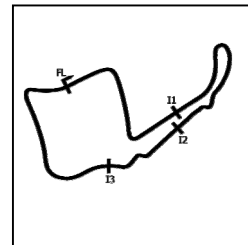
Timekeeper : Richard Evans

MCRCB BULLETIN TK016

2021 Bennetts British Superbike Championship - Round 1

2021 Honda British Talent Cup

FREE PRACTICE 1 - SECTOR ANALYSIS



SECTOR 1 = FL to I1, SECTOR 2 = I1 to I2 SECTOR 3 = I2 to I3, SECTOR 4 = I3 to FL, DIFF = Difference To Personal Best Lap, P = Crossed Finish Line in Pit Lane, D = Time Disallowed

P1 67		Casey O'GORMAN				Honda - Microlise Cresswell Racing						
IDEAL LAP TIME : 1:51.884		BEST LAP TIME : 1:51.884				DIFFERENCE : 0.000						
LAP	SECTOR 1	SECTOR 2	SECTOR 3	SECTOR 4	LAP TIME	MPH	DIFF	TIME OF DAY				
1 -	OUTLAP	101.6	40.080	88.8	26.617	87.7	37.599	105.8			10:12:23.093	
2 -	32.742	105.8	37.874	88.0	24.741	100.6	34.275	107.3	2:09.632	74.76	17.748	10:14:32.725
3 -	30.244	113.7	34.034	92.8	23.552	102.9	32.953	107.8	2:00.783	80.23	8.899	10:16:33.508
4 -	29.615	112.7	34.209	90.9	23.070	101.5	32.424	107.0	1:59.318	81.22	7.434	10:18:32.826
5 -	29.582	112.5	33.029	92.9	22.716	102.1	31.956	105.6	1:57.283	82.63	5.399	10:20:30.109
6 -	28.766	111.8	32.386	93.3	22.503	102.4	31.407	109.1	1:55.062	84.22	3.178	10:22:25.171
7 -	28.409	114.1	32.119	92.6	22.690	101.3	31.052	108.2	1:54.270	84.81	2.386	10:24:19.441
8 -	28.781	113.7	31.891	92.9	22.431	102.7	31.176	108.0	1:54.279	84.80	2.395	10:26:13.720
9 -	27.766	114.3	31.829	93.5	22.362	102.2	31.924	106.6	1:53.881	85.10	1.997	10:28:07.601
10 -	28.332	113.7	32.099	93.0	22.247	102.1	31.038	108.4	1:53.716 (3)	85.22	1.832	10:30:01.317
11 -	28.057	113.9	31.490	93.0	22.224	102.1	30.948	108.4	1:52.719 (2)	85.97	0.835	10:31:54.036
12 -	27.693	114.5	31.336	92.1	21.994	102.7	30.861	108.7	1:51.884 (1)	86.61		10:33:45.920
13 -	28.737	113.3	31.957	92.1	22.705	103.7	31.008	108.5	1:54.407	84.70	2.523	10:35:40.327
14 -	28.680	111.6	32.054	93.0	22.573	102.4	IN PIT		2:01.045 P	80.06	9.161	10:37:41.372
15 -	OUTLAP	107.7	34.978	89.7	23.674	98.3	32.826	104.8	3:25.511	47.15	1:33.627	10:41:06.883

P2 74		Carter BROWN				Honda - City Lifting / RS Racing						
IDEAL LAP TIME : 1:51.612		BEST LAP TIME : 1:51.907				DIFFERENCE : 0.295						
LAP	SECTOR 1	SECTOR 2	SECTOR 3	SECTOR 4	LAP TIME	MPH	DIFF	TIME OF DAY				
1 -	OUTLAP	110.1	34.869	90.5	23.164	98.2	33.540	106.1			10:13:43.173	
2 -	29.760	112.5	32.916	92.1	22.178	100.9	32.329	107.7	1:57.183	82.70	5.276	10:15:40.356
3 -	29.670	111.2	33.236	91.5	22.734	98.5	31.425	106.3	1:57.065	82.78	5.158	10:17:37.421
4 -	29.183	112.2	31.382	92.0	22.140	99.7	31.353	106.5	1:54.058	84.96	2.151	10:19:31.479
5 -	28.967	112.4	31.720	92.5	21.735	102.2	30.829	107.8	1:53.251	85.57	1.344	10:21:24.730
6 -	28.536	112.2	31.537	90.8	21.945	101.5	30.836	107.5	1:52.854	85.87	0.947	10:23:17.584
7 -	28.791	112.5	31.111	91.8	21.827	94.1	31.284	107.3	1:53.013	85.75	1.106	10:25:10.597
8 -	28.511	112.4	31.449	89.8	21.779	101.5	IN PIT		1:59.019 P	81.42	7.112	10:27:09.616
9 -	OUTLAP	105.1	33.765	87.0	25.187	95.8	34.699	99.5	6:15.624	25.80	4:23.717	10:33:25.240
10 -	32.435	106.6	32.851	87.0	23.155	85.5	31.518	107.2	1:59.959	80.78	8.052	10:35:25.199
11 -	28.285	110.3	31.209	91.5	21.687	102.1	30.977	107.7	1:52.158 (3)	86.40	0.251	10:37:17.357
12 -	27.992	113.7	31.344	91.3	21.680	101.8	30.891	107.3	1:51.907 (1)	86.60		10:39:09.264
13 -	28.269	112.9	31.128	90.3	21.753	101.9	30.881	108.4	1:52.031 (2)	86.50	0.124	10:41:01.295

P3 34		James COOK				Honda - Wilson Racing						
IDEAL LAP TIME : 1:52.628		BEST LAP TIME : 1:52.720				DIFFERENCE : 0.092						
LAP	SECTOR 1	SECTOR 2	SECTOR 3	SECTOR 4	LAP TIME	MPH	DIFF	TIME OF DAY				
1 -	OUTLAP	98.9	38.690	87.0	25.557	96.2	34.842	105.1			10:12:30.513	
2 -	32.470	110.5	35.213	90.6	23.581	100.9	33.491	105.1	2:04.755	77.68	12.035	10:14:35.268
3 -	30.299	111.1	33.736	90.8	23.098	101.9	32.955	106.8	2:00.088	80.70	7.368	10:16:35.356
4 -	30.477	111.6	33.754	89.8	23.747	100.1	32.386	107.0	2:00.364	80.51	7.644	10:18:35.720
5 -	29.690	110.5	33.001	90.6	22.700	100.6	32.193	106.1	1:57.584	82.42	4.864	10:20:33.304
6 -	34.758	101.0	34.731	89.9	22.850	100.6	32.316	102.9	2:04.655	77.74	11.935	10:22:37.959
7 -	29.356	110.0	32.976	89.9	22.610	101.2	31.970	106.5	1:56.912	82.89	4.192	10:24:34.871
8 -	28.525	112.0	32.827	91.8	22.751	101.0	32.036	105.6	1:56.139	83.44	3.419	10:26:31.010
9 -	28.554	110.5	31.850	90.5	22.197	100.7	31.397	106.0	1:53.998	85.01	1.278	10:28:25.008
10 -	28.917	111.4	31.621	92.3	22.302	99.8	31.277	106.0	1:54.117	84.92	1.397	10:30:19.125
11 -	28.551	110.5	32.121	86.3	22.321	100.4	31.753	105.8	1:54.746	84.45	2.026	10:32:13.871
12 -	28.199	111.6	31.865	90.5	22.399	98.2	31.745	104.5	1:54.208	84.85	1.488	10:34:08.079
13 -	28.423	110.5	31.644	89.2	22.328	100.9	31.411	106.1	1:53.806 (2)	85.15	1.086	10:36:01.885
14 -	28.106	112.7	32.407	89.8	22.251	99.7	31.554	103.4	1:54.318	84.77	1.598	10:37:56.203
15 -	28.180	112.9	32.190	92.9	22.282	99.7	31.323	106.0	1:53.975 (3)	85.03	1.255	10:39:50.178
16 -	28.096	111.2	31.447	91.1	22.289	100.3	30.888	106.3	1:52.720 (1)	85.97		10:41:42.898

Weather / Track : Cloudy / Drying

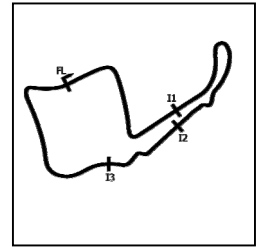
Oulton Park International
Circuit Length = 2.6920 miles
Start: 10:10 Flag 10:40 End: 10:44

MCRCB BULLETIN TK016

2021 Bennetts British Superbike Championship - Round 1

2021 Honda British Talent Cup

FREE PRACTICE 1 - SECTOR ANALYSIS



SECTOR 1 = FL to I1, SECTOR 2 = I1 to I2 SECTOR 3 = I2 to I3, SECTOR 4 = I3 to FL, DIFF = Difference To Personal Best Lap, P = Crossed Finish Line in Pit Lane, D = Time Disallowed

P4		7		Jamie LYONS				Honda - C&M Motors Ltd / Tooltec Racing				
IDEAL LAP TIME : 1:52.727		BEST LAP TIME : 1:52.894				DIFFERENCE : 0.167						
LAP	SECTOR 1	SECTOR 2	SECTOR 3	SECTOR 4	LAP TIME	MPH	DIFF	TIME OF DAY				
1 -	OUTLAP	105.8	37.817	89.7	25.577	93.7	34.733	105.0				10:14:20.188
2 -	30.259	109.1	33.699	90.8	23.749	99.2	33.723	104.3	2:01.430	79.80	8.536	10:16:21.618
3 -	30.532	109.8	33.042	90.0	22.987	100.0	32.283	105.5	1:58.844	81.54	5.950	10:18:20.462
4 -	29.067	110.3	32.183	90.9	23.383	99.2	31.773	105.8	1:56.406	83.25	3.512	10:20:16.868
5 -	29.629	110.3	32.234	90.6	22.819	100.0	32.424	105.1	1:57.106	82.75	4.212	10:22:13.974
6 -	28.778	110.7	32.049	90.6	22.756	99.8	31.470	105.1	1:55.053	84.23	2.159	10:24:09.027
7 -	28.701	110.5	31.874	90.8	22.594	99.8	31.458	105.1	1:54.627	84.54	1.733	10:26:03.654
8 -	28.604	110.7	31.763	90.9	22.694	100.0	31.423	105.5	1:54.484	84.65	1.590	10:27:58.138
9 -	28.657	109.2	31.877	90.5	22.558	99.5	31.145	105.5	1:54.237 (3)	84.83	1.343	10:29:52.375
10 -	28.500	110.1	31.817	90.6	22.513	100.0	31.146	105.5	1:53.976 (2)	85.02	1.082	10:31:46.351
11 -	28.185	111.2	31.831	91.3	22.618	100.1	33.006	105.3	1:55.640	83.80	2.746	10:33:41.991
12 -	28.253	111.6	34.650	64.0	31.099	97.1	31.952	106.3	2:05.954	76.94	13.060	10:35:47.945
13 -	29.079	111.1	31.840	89.4	22.556	99.8	31.290	105.6	1:54.765	84.44	1.871	10:37:42.710
14 -	28.116	111.6	33.447	92.1	22.348	99.5	31.219	105.5	1:55.130	84.17	2.236	10:39:37.840
15 -	28.082	111.6	31.293	91.1	22.515	99.8	31.004	103.7	1:52.894 (1)	85.84		10:41:30.734

P5		4		Sullivan MOUNSEY				Honda - iForce Lloyd & Jones				
IDEAL LAP TIME : 1:52.996		BEST LAP TIME : 1:52.996				DIFFERENCE : 0.000						
LAP	SECTOR 1	SECTOR 2	SECTOR 3	SECTOR 4	LAP TIME	MPH	DIFF	TIME OF DAY				
1 -	OUTLAP	107.5	36.999	90.3	25.601	98.8	36.584	103.7				10:13:53.205
2 -	31.332	113.1	33.939	90.9	23.465	101.5	33.956	105.0	2:02.692	78.98	9.696	10:15:55.897
3 -	30.106	112.7	33.275	91.5	23.080	101.6	32.691	107.2	1:59.152	81.33	6.156	10:17:55.049
4 -	29.165	112.2	32.985	91.1	22.453	103.2	32.160	107.3	1:56.763	82.99	3.767	10:19:51.812
5 -	29.330	112.7	31.844	92.8	22.438	103.5	32.345	107.3	1:55.957	83.57	2.961	10:21:47.769
6 -	29.272	112.9	32.509	90.0	22.696	102.6	IN PIT		2:04.788 P	77.66	11.792	10:23:52.557
7 -	OUTLAP	112.5	32.954	91.9	22.558	101.8	31.990	106.1	2:52.413	56.20	59.417	10:26:44.970
8 -	29.010	112.9	32.229	92.9	22.276	102.6	31.656	107.2	1:55.171	84.14	2.175	10:28:40.141
9 -	28.758	112.7	31.728	92.3	22.157	103.2	31.727	105.1	1:54.370	84.73	1.374	10:30:34.511
10 -	28.700	112.4	31.908	92.8	22.367	102.4	31.749	104.8	1:54.724	84.47	1.728	10:32:29.235
11 -	28.510	113.3	31.859	91.9	22.131	102.9	31.598	106.3	1:54.098 (2)	84.93	1.102	10:34:23.333
12 -	28.467	114.1	32.063	92.9	22.225	102.1	31.579	106.3	1:54.334 (3)	84.76	1.338	10:36:17.667
13 -	28.142	113.5	31.536	92.1	22.124	102.7	31.194	106.5	1:52.996 (1)	85.76		10:38:10.663
14 -	29.732	112.4	32.555	92.0	22.277	102.1	IN PIT		2:24.277 P	67.17	31.281	10:40:34.940

P6		52		Evan BELFORD				Honda - City Lifting by RS Racing				
IDEAL LAP TIME : 1:53.818		BEST LAP TIME : 1:53.818				DIFFERENCE : 0.000						
LAP	SECTOR 1	SECTOR 2	SECTOR 3	SECTOR 4	LAP TIME	MPH	DIFF	TIME OF DAY				
1 -	OUTLAP	104.0	39.262	89.3	25.397	98.1	36.362	103.8				10:13:55.100
2 -	30.845	112.4	35.674	91.0	23.503	101.2	34.575	102.4	2:04.597	77.78	10.779	10:15:59.697
3 -	30.208	110.7	34.150	91.1	23.673	100.6	32.666	105.5	2:00.697	80.29	6.879	10:18:00.394
4 -	29.315	111.8	33.789	91.4	22.888	101.5	32.409	106.8	1:58.401	81.85	4.583	10:19:58.795
5 -	30.893	97.9	37.547	85.0	24.656	88.1	IN PIT		2:18.397 P	70.02	24.579	10:22:17.192
6 -	OUTLAP	102.2	37.719	76.0	25.035	98.1	32.871	106.8	3:16.130	49.41	1:22.312	10:25:33.322
7 -	31.392	104.5	36.318	69.9	24.728	99.1	32.606	106.6	2:05.044	77.50	11.226	10:27:38.366
8 -	28.727	112.0	32.919	91.5	22.641	101.6	33.985	106.8	1:58.272	81.94	4.454	10:29:36.638
9 -	28.843	112.5	32.808	91.4	22.671	101.5	32.524	104.6	1:56.846	82.94	3.028	10:31:33.484
10 -	28.544	112.5	32.647	91.1	22.492	101.9	31.586	108.0	1:55.269 (3)	84.07	1.451	10:33:28.753
11 -	29.019	112.7	33.984	91.5	22.598	101.5	31.810	107.8	1:57.411	82.54	3.593	10:35:26.164
12 -	28.433	111.1	32.317	91.5	22.479	102.1	31.584	107.5	1:54.813 (2)	84.40	0.995	10:37:20.977
13 -	28.335	112.2	31.846	91.6	22.274	102.2	31.363	107.5	1:53.818 (1)	85.14		10:39:14.795
14 -	29.139	97.8	35.291	81.3	30.874	86.0	33.976	107.3	2:09.280	74.96	15.462	10:41:24.075

Weather / Track : Cloudy / Drying

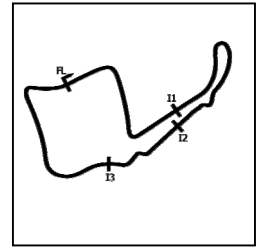
Oulton Park International
Circuit Length = 2.6920 miles
Start: 10:10 Flag 10:40 End: 10:44

MCRCB BULLETIN TK016

2021 Bennetts British Superbike Championship - Round 1

2021 Honda British Talent Cup

FREE PRACTICE 1 - SECTOR ANALYSIS



SECTOR 1 = FL to I1, SECTOR 2 = I1 to I2 SECTOR 3 = I2 to I3, SECTOR 4 = I3 to FL, DIFF = Difference To Personal Best Lap, P = Crossed Finish Line in Pit Lane, D = Time Disallowed

P7 96		Rossi BANHAM						Honda - MJL Racing					
IDEAL LAP TIME : 1:53.701		BEST LAP TIME : 1:53.968				DIFFERENCE : 0.267							
LAP	SECTOR 1	SECTOR 2		SECTOR 3		SECTOR 4		LAP TIME	MPH	DIFF	TIME OF DAY		
1 -	OUTLAP	105.3	35.989	87.7	24.697	96.8	35.011	101.9			10:13:51.020		
2 -	31.430	107.3	34.312	89.0	23.627	97.3	33.050	102.9	2:02.419	79.16	8.451	10:15:53.439	
3 -	30.568	103.2	33.176	89.5	23.176	98.2	32.408	104.2	1:59.328	81.21	5.360	10:17:52.767	
4 -	29.352	107.5	33.433	89.0	22.878	98.6	32.224	104.0	1:57.887	82.20	3.919	10:19:50.654	
5 -	29.146	108.2	32.536	89.5	22.930	97.6	32.129	102.7	1:56.741	83.01	2.773	10:21:47.395	
6 -	29.832	110.0	32.492	88.6	22.872	98.8	32.492	103.0	1:57.688	82.34	3.720	10:23:45.083	
7 -	29.068	107.5	32.518	84.9	23.213	96.6	IN PIT		2:02.754	P	8.786	10:25:47.837	
8 -	OUTLAP	107.8	32.304	88.6	22.963	97.6	32.200	103.0	2:36.621	61.87	42.653	10:28:24.458	
9 -	28.712	108.7	32.233	88.8	22.892	97.9	31.481	103.2	1:55.318	84.03	1.350	10:30:19.776	
10 -	28.697	107.3	31.659	90.5	22.294	98.5	32.591	103.7	1:55.241	84.09	1.273	10:32:15.017	
11 -	28.477	109.2	31.776	89.5	22.550	98.8	31.646	103.4	1:54.449	(2)	84.67	0.481	10:34:09.466
12 -	28.441	109.6	33.258	86.5	22.407	99.1	31.462	103.0	1:55.568	83.85	1.600	10:36:05.034	
13 -	28.374	109.1	32.158	89.4	23.224	98.8	31.979	103.0	1:55.735	83.73	1.767	10:38:00.769	
14 -	28.384	108.5	31.807	89.1	22.268	98.6	31.509	103.8	1:53.968 (1)	85.03		10:39:54.737	
15 -	28.874	109.1	32.006	89.0	22.206	98.3	32.100	101.6	1:55.186	(3)	84.13	1.218	10:41:49.923

P8 48		Ollie WALKER						Honda - Moto Rapido / SP125 Racing					
IDEAL LAP TIME : 1:54.117		BEST LAP TIME : 1:54.130				DIFFERENCE : 0.013							
LAP	SECTOR 1	SECTOR 2		SECTOR 3		SECTOR 4		LAP TIME	MPH	DIFF	TIME OF DAY		
1 -	OUTLAP	95.1	42.147	81.5	27.469	86.1	39.020	94.5			10:12:41.447		
2 -	33.317	101.3	37.377	85.4	25.029	93.3	35.496	99.2	2:11.219	73.85	17.089	10:14:52.666	
3 -	30.839	106.0	35.827	88.0	24.261	96.2	34.545	99.7	2:05.472	77.23	11.342	10:16:58.138	
4 -	30.598	107.8	34.665	88.6	24.536	98.8	35.183	100.9	2:04.982	77.54	10.852	10:19:03.120	
5 -	30.040	109.6	35.208	89.2	23.424	99.4	33.179	105.0	2:01.851	79.53	7.721	10:21:04.971	
6 -	28.926	110.3	33.305	89.7	22.901	100.0	IN PIT		2:07.081	P	12.951	10:23:12.052	
7 -	OUTLAP	101.0	36.256	81.7	23.670	97.1	32.854	103.4	9:39.565	16.72	7:45.435	10:32:51.617	
8 -	29.144	112.0	33.514	90.3	22.710	99.5	31.808	105.0	1:57.176	82.70	3.046	10:34:48.793	
9 -	28.800	111.4	32.319	90.3	22.408	100.4	31.784	105.1	1:55.311	(3)	84.04	1.181	10:36:44.104
10 -	28.565	111.8	32.133	90.8	22.275	100.6	31.621	106.3	1:54.594	(2)	84.57	0.464	10:38:38.698
11 -	28.281	112.4	32.096	91.1	22.288	100.9	31.465	106.1	1:54.130 (1)	84.91		10:40:32.828	

P9 57		Johnny GARNES						Honda - City Lifting by RS Racing					
IDEAL LAP TIME : 1:54.561		BEST LAP TIME : 1:54.619				DIFFERENCE : 0.058							
LAP	SECTOR 1	SECTOR 2		SECTOR 3		SECTOR 4		LAP TIME	MPH	DIFF	TIME OF DAY		
1 -	OUTLAP	102.2	40.231	90.4	25.631	85.5	36.825	101.3			10:14:22.119		
2 -	31.969	112.4	35.763	90.6	24.027	93.4	34.659	105.6	2:06.418	76.66	11.799	10:16:28.537	
3 -	30.817	112.2	38.097	82.0	24.024	101.6	33.547	106.1	2:06.485	76.62	11.866	10:18:35.022	
4 -	30.201	110.1	34.159	94.3	22.948	102.2	33.039	107.8	2:00.347	80.52	5.728	10:20:35.369	
5 -	30.912	110.0	33.379	94.1	22.874	102.4	32.734	104.6	1:59.899	80.82	5.280	10:22:35.268	
6 -	29.862	109.4	33.599	93.5	22.568	103.4	32.428	102.7	1:58.457	(3)	81.81	3.838	10:24:33.725
7 -	29.482	110.9	37.090	79.9	23.476	102.6	32.312	107.8	2:02.360	79.20	7.741	10:26:36.085	
8 -	30.803	114.9	34.160	94.1	22.510	100.6	32.454	108.2	1:59.927	80.81	5.308	10:28:36.012	
9 -	29.696	111.4	33.149	94.5	22.141	103.5	IN PIT		2:03.666	P	78.36	9.047	10:30:39.678
10 -	OUTLAP	114.7	32.245	95.1	22.467	101.9	31.930	108.4	6:44.608	23.95	4:49.989	10:37:24.286	
11 -	28.627	116.5	32.147	95.3	22.064	103.2	31.781	107.3	1:54.619 (1)	84.55		10:39:18.905	
12 -	28.759	112.4	32.345	93.5	22.037	103.7	31.750	107.8	1:54.891	(2)	84.35	0.272	10:41:13.796

Weather / Track : Cloudy / Drying

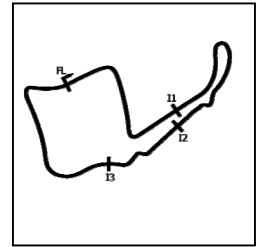
Oulton Park International
Circuit Length = 2.6920 miles
Start: 10:10 Flag 10:40 End: 10:44

MCRCB BULLETIN TK016

2021 Bennetts British Superbike Championship - Round 1

2021 Honda British Talent Cup

FREE PRACTICE 1 - SECTOR ANALYSIS



SECTOR 1 = FL to I1, SECTOR 2 = I1 to I2 SECTOR 3 = I2 to I3, SECTOR 4 = I3 to FL, DIFF = Difference To Personal Best Lap, P = Crossed Finish Line in Pit Lane, D = Time Disallowed

P10 15		Harrison CROSBY						Honda - Banks Racing					
IDEAL LAP TIME : 1:54.724		BEST LAP TIME : 1:54.744						DIFFERENCE : 0.020					
LAP	SECTOR 1	SECTOR 2		SECTOR 3		SECTOR 4		LAP TIME	MPH	DIFF	TIME OF DAY		
1 -	OUTLAP	95.3	38.577	84.8	25.271	94.5	36.423	102.2			10:12:23.441		
2 -	32.286	103.0	35.580	86.1	24.135	95.1	35.196	103.5	2:07.197	76.19	12.453	10:14:30.638	
3 -	31.516	96.8	36.363	89.1	23.544	98.5	33.549	105.6	2:04.972	77.54	10.228	10:16:35.610	
4 -	30.582	102.6	35.120	86.0	23.646	97.2	34.189	104.6	2:03.537	78.44	8.793	10:18:39.147	
5 -	29.649	107.8	33.200	89.2	22.926	98.9	32.521	105.0	1:58.296	81.92	3.552	10:20:37.443	
6 -	30.510	103.8	35.072	89.1	22.985	99.1	32.307	105.5	2:00.874	80.17	6.130	10:22:38.317	
7 -	29.095	109.8	33.612	87.1	22.719	96.2	32.088	106.0	1:57.514	82.46	2.770	10:24:35.831	
8 -	28.485	110.9	32.584	89.5	23.836	89.9	IN PIT		2:09.843	P	74.63	15.099	10:26:45.674
9 -	OUTLAP	80.2	34.189	89.0	22.827	98.9	32.288	105.3	5:21.244	30.16	3:26.500	10:32:06.918	
10 -	29.333	107.0	33.011	89.7	23.186	97.9	32.224	104.6	1:57.754	82.30	3.010	10:34:04.672	
11 -	29.297	108.5	32.464	89.8	22.526	98.6	32.176	105.3	1:56.463	(3)	83.21	1.719	10:36:01.135
12 -	28.782	110.1	32.813	89.8	22.344	99.8	31.855	102.7	1:55.794	(2)	83.69	1.050	10:37:56.929
13 -	28.505	109.8	32.223	89.3	22.291	100.0	31.725	105.0	1:54.744	(1)	84.46		10:39:51.673
14 -	29.516	108.5	32.551	89.1	22.893	96.0	33.340	100.4	1:58.300	81.92	3.556	10:41:49.973	

P11 5		Mason JOHNSON						Honda - Johnson Racing					
IDEAL LAP TIME : 1:55.732		BEST LAP TIME : 1:55.868						DIFFERENCE : 0.136					
LAP	SECTOR 1	SECTOR 2		SECTOR 3		SECTOR 4		LAP TIME	MPH	DIFF	TIME OF DAY		
1 -	OUTLAP	96.9	41.132	85.4	26.826	85.3	37.022	101.8			10:12:46.269		
2 -	32.104	107.3	36.236	89.8	24.682	97.5	34.518	104.0	2:07.540	75.98	11.672	10:14:53.809	
3 -	30.016	108.0	34.451	88.3	24.076	98.3	IN PIT		2:12.037	P	73.39	16.169	10:17:05.846
4 -	OUTLAP	104.2	36.116	87.0	24.634	95.3	33.304	102.7	6:31.922	24.72	4:36.054	10:23:37.768	
5 -	30.677	105.8	34.106	88.3	23.757	95.4	33.058	102.4	2:01.598	79.69	5.730	10:25:39.366	
6 -	29.756	106.8	33.883	89.2	23.747	96.5	32.758	102.7	2:00.144	80.66	4.276	10:27:39.510	
7 -	29.131	108.0	33.442	88.8	23.257	97.9	32.379	104.3	1:58.209	81.98	2.341	10:29:37.719	
8 -	29.121	107.2	32.785	89.1	22.839	98.3	31.962	103.2	1:56.707	(3)	83.03	0.839	10:31:34.426
9 -	29.248	107.8	32.744	89.5	22.874	98.3	32.035	103.4	1:56.901	82.90	1.033	10:33:31.327	
10 -	28.892	107.3	32.915	89.2	23.152	97.8	31.821	103.4	1:56.780	82.98	0.912	10:35:28.107	
11 -	28.712	107.8	32.418	89.8	22.832	97.5	31.906	102.7	1:55.868	(1)	83.64		10:37:23.975
12 -	29.016	107.7	32.430	89.9	22.781	97.5	32.006	103.4	1:56.233	(2)	83.37	0.365	10:39:20.208
13 -	29.053	108.2	32.654	89.5	27.638	97.1	32.337	101.6	2:01.682	79.64	5.814	10:41:21.890	

P12 66		Rossi DOBSON						Honda - WM Racing					
IDEAL LAP TIME : 1:55.901		BEST LAP TIME : 1:55.901						DIFFERENCE : 0.000					
LAP	SECTOR 1	SECTOR 2		SECTOR 3		SECTOR 4		LAP TIME	MPH	DIFF	TIME OF DAY		
1 -	OUTLAP	83.8	40.346	88.1	27.867	76.0	39.958	95.8			10:12:28.187		
2 -	34.359	100.4	36.928	89.4	25.249	83.7	35.975	104.3	2:12.511	73.13	16.610	10:14:40.698	
3 -	32.265	109.1	35.192	89.4	24.283	92.1	34.715	105.5	2:06.455	76.63	10.554	10:16:47.153	
4 -	31.903	110.1	34.629	89.5	24.541	96.0	34.779	105.3	2:05.852	77.00	9.951	10:18:53.005	
5 -	30.782	110.5	34.393	90.4	23.784	98.8	34.020	105.1	2:02.979	78.80	7.078	10:20:55.984	
6 -	30.640	110.3	33.528	90.5	23.286	100.0	33.775	105.1	2:01.229	79.94	5.328	10:22:57.213	
7 -	30.153	111.2	33.351	90.1	23.319	99.2	33.344	104.0	2:00.167	80.64	4.266	10:24:57.380	
8 -	29.908	110.1	33.174	90.8	23.100	100.7	32.727	106.3	1:58.909	81.50	3.008	10:26:56.289	
9 -	29.461	111.2	35.074	78.7	25.667	95.1	IN PIT		2:14.588	P	72.00	18.687	10:29:10.877
10 -	OUTLAP	84.3	34.518	91.1	23.673	99.1	33.384	104.5	2:52.026	56.33	56.125	10:32:02.903	
11 -	29.389	111.8	32.658	90.9	22.895	99.7	32.617	105.5	1:57.559	(3)	82.43	1.658	10:34:00.462
12 -	29.138	111.6	32.542	90.5	22.895	100.0	32.346	106.5	1:56.921	(2)	82.88	1.020	10:35:57.383
13 -	29.881	111.1	32.697	91.1	22.872	100.3	32.580	105.6	1:58.030		82.10	2.129	10:37:55.413
14 -	28.941	112.7	32.105	91.4	22.861	101.0	31.994	106.0	1:55.901	(1)	83.61		10:39:51.314
15 -	31.243	107.3	34.516	85.5	30.258	89.9	36.451	93.8	2:12.468	73.15	16.567	10:42:03.782	

Weather / Track : Cloudy / Drying

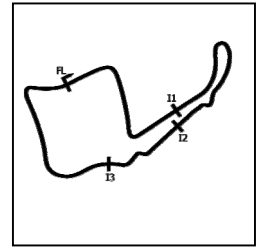
Oulton Park International
Circuit Length = 2.6920 miles
Start: 10:10 Flag 10:40 End: 10:44

MCRCB BULLETIN TK016

2021 Bennetts British Superbike Championship - Round 1

2021 Honda British Talent Cup

FREE PRACTICE 1 - SECTOR ANALYSIS



SECTOR 1 = FL to I1, SECTOR 2 = I1 to I2 SECTOR 3 = I2 to I3, SECTOR 4 = I3 to FL, DIFF = Difference To Personal Best Lap, P = Crossed Finish Line in Pit Lane, D = Time Disallowed

P13 43		Ryan HITCHCOCK				Honda - Wilson Racing						
IDEAL LAP TIME : 1:56.651		BEST LAP TIME : 1:56.975				DIFFERENCE : 0.324						
LAP	SECTOR 1	SECTOR 2		SECTOR 3		SECTOR 4		LAP TIME	MPH	DIFF	TIME OF DAY	
1 -	OUTLAP	97.1	41.292	81.7	27.553	83.7	37.550	100.9			10:12:43.372	
2 -	33.411	107.8	37.548	89.9	25.727	96.1	35.704	103.8	2:12.390	73.20	15.415	10:14:55.762
3 -	31.498	107.5	36.910	87.7	25.442	98.2	35.044	102.7	2:08.894	75.18	11.919	10:17:04.656
4 -	31.284	108.5	35.534	90.1	24.730	96.4	35.491	99.5	2:07.039	76.28	10.064	10:19:11.695
5 -	31.134	109.8	36.543	88.1	24.926	99.5	34.324	103.0	2:06.927	76.35	9.952	10:21:18.622
6 -	30.537	108.5	35.636	88.3	24.009	100.0	33.815	103.4	2:03.997	78.15	7.022	10:23:22.619
7 -	29.659	110.3	34.752	90.9	23.652	100.7	34.229	104.3	2:02.292	79.24	5.317	10:25:24.911
8 -	29.789	109.2	34.295	89.3	23.588	100.0	33.284	104.5	2:00.956 (3)	80.12	3.981	10:27:25.867
9 -	29.109	110.1	34.504	89.4	24.148	98.2	IN PIT		2:09.072 P	75.08	12.097	10:29:34.939
10 -	OUTLAP	108.2	34.280	90.3	23.233	100.3	33.336	104.5	3:14.657	49.78	1:17.682	10:32:49.596
11 -	29.846	110.5	34.471	87.2	23.414	99.4	32.199	104.8	1:59.930 (2)	80.80	2.955	10:34:49.526
12 -	29.066	111.8	33.038	90.5	22.886	100.1	31.985	105.3	1:56.975 (1)	82.84		10:36:46.501
13 -	28.742	110.9	36.247	84.7	24.441	96.8	IN PIT		2:14.060 P	72.29	17.085	10:39:00.561

P14 14		Evan PENDRILL				Honda - EPRacing / SP125 Racing						
IDEAL LAP TIME : 1:56.930		BEST LAP TIME : 1:57.442				DIFFERENCE : 0.512						
LAP	SECTOR 1	SECTOR 2		SECTOR 3		SECTOR 4		LAP TIME	MPH	DIFF	TIME OF DAY	
1 -	OUTLAP	99.4	39.114	85.9	26.941	83.8	37.538	100.3			10:12:43.486	
2 -	33.518	106.8	36.372	87.6	24.674	97.2	34.860	103.4	2:09.424	74.88	11.982	10:14:52.910
3 -	31.191	108.4	35.466	89.3	24.272	97.9	34.620	102.6	2:05.549	77.19	8.107	10:16:58.459
4 -	30.522	108.4	34.774	88.6	24.324	97.1	35.139	98.2	2:04.759	77.68	7.317	10:19:03.218
5 -	31.011	108.4	34.566	89.0	24.002	97.1	34.981	104.2	2:04.560	77.80	7.118	10:21:07.778
6 -	29.759	106.8	33.699	88.4	23.273	98.1	33.508	101.5	2:00.239	80.60	2.797	10:23:08.017
7 -	31.198	105.8	35.908	79.9	33.880	83.1	IN PIT		2:28.512 P	65.25	31.070	10:25:36.529
8 -	OUTLAP	105.3	35.652	84.5	23.989	96.0	32.945	104.0	10:05.624	16.00	8:08.182	10:35:42.153
9 -	29.133	108.9	32.800	88.8	22.971	99.1	32.538	103.7	1:57.442 (1)	82.51		10:37:39.595
10 -	30.194	108.2	34.377	89.4	23.254	98.9	32.120	103.2	1:59.945 (3)	80.79	2.503	10:39:39.540
11 -	29.367	109.1	32.711	88.6	22.966	98.2	34.312	102.9	1:59.356 (2)	81.19	1.914	10:41:38.896

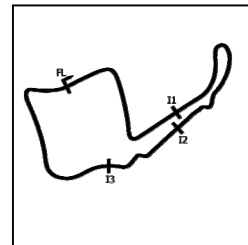
P15 2		Rhys COATES				Honda - Ernie Coates Race Support / SP125 Racing						
IDEAL LAP TIME : 1:56.749		BEST LAP TIME : 1:57.718				DIFFERENCE : 0.969						
LAP	SECTOR 1	SECTOR 2		SECTOR 3		SECTOR 4		LAP TIME	MPH	DIFF	TIME OF DAY	
1 -	OUTLAP	103.8	37.236	88.6	24.809	99.1	36.391	106.1			10:12:29.846	
2 -	32.736	109.1	35.153	90.8	23.642	99.5	34.110	104.8	2:05.641	77.13	7.923	10:14:35.487
3 -	30.426	111.2	34.119	91.8	23.314	100.3	33.144	106.6	2:01.003	80.09	3.285	10:16:36.490
4 -	29.910	108.9	35.381	89.5	23.287	99.5	34.259	105.8	2:02.837	78.89	5.119	10:18:39.327
5 -	29.878	110.9	33.564	89.9	22.699	100.9	32.857	105.8	1:58.998	81.44	1.280	10:20:38.325
6 -	29.804	110.0	33.417	89.2	22.901	99.5	32.575	105.3	1:58.697	81.64	0.979	10:22:37.022
7 -	29.857	110.0	34.172	86.4	23.245	100.1	32.149	106.1	1:59.423	81.15	1.705	10:24:36.445
8 -	29.553	109.8	34.096	87.2	23.054	99.4	32.387	106.0	1:59.090	81.37	1.372	10:26:35.535
9 -	30.585	109.2	34.076	89.8	22.919	98.8	32.653	105.0	2:00.233	80.60	2.515	10:28:35.768
10 -	29.690	110.0	33.787	91.1	22.612	100.0	32.490	105.0	1:58.579 (3)	81.72	0.861	10:30:34.347
11 -	29.484	110.7	32.901	90.4	23.167	98.8	IN PIT		2:03.647 P	78.37	5.929	10:32:37.994
12 -	OUTLAP	111.4	34.001	89.9	23.090	99.1	31.918	105.5	3:28.527	46.47	1:30.809	10:36:06.521
13 -	29.513	109.6	32.735	89.9	22.800	99.8	33.104	104.6	1:58.152 (2)	82.02	0.434	10:38:04.673
14 -	29.643	110.0	32.840	89.7	22.810	99.5	32.425	104.5	1:57.718 (1)	82.32		10:40:02.391

MCRCB BULLETIN TK016

2021 Bennetts British Superbike Championship - Round 1

2021 Honda British Talent Cup

FREE PRACTICE 1 - SECTOR ANALYSIS



SECTOR 1 = FL to I1, SECTOR 2 = I1 to I2 SECTOR 3 = I2 to I3, SECTOR 4 = I3 to FL, DIFF = Difference To Personal Best Lap, P = Crossed Finish Line in Pit Lane, D = Time Disallowed

P16 23		Rhys STEPHENSON				Honda - Rocket Racing						
IDEAL LAP TIME : 1:57.697		BEST LAP TIME : 1:57.760				DIFFERENCE : 0.063						
LAP	SECTOR 1	SECTOR 2		SECTOR 3		SECTOR 4		LAP TIME	MPH	DIFF	TIME OF DAY	
1 -	OUTLAP	94.2	40.199	85.3	26.314	74.9	36.959	99.4			10:12:25.345	
2 -	31.195	105.6	35.275	87.2	23.971	94.6	35.194	102.1	2:05.635	77.13	7.875	10:14:30.980
3 -	31.157	107.3	34.482	87.3	23.980	94.1	34.497	101.5	2:04.116	78.08	6.356	10:16:35.096
4 -	30.744	105.1	35.667	86.2	24.124	98.1	34.470	102.7	2:05.005	77.52	7.245	10:18:40.101
5 -	30.261	106.6	34.851	84.2	24.816	87.8	IN PIT		2:18.591	P	20.831	10:20:58.692
6 -	OUTLAP	105.6	34.985	87.0	24.335	95.0	34.154	101.8	5:16.243	30.64	3:18.483	10:26:14.935
7 -	29.885	107.0	40.830	75.4	25.277	93.8	33.943	102.2	2:09.935	74.58	12.175	10:28:24.870
8 -	29.949	109.1	33.383	88.0	23.403	96.5	33.201	101.8	1:59.936	80.80	2.176	10:30:24.806
9 -	29.753	108.2	33.210	87.8	23.298	97.2	32.865	102.1	1:59.126	(2)	1.366	10:32:23.932
10 -	29.412	107.2	33.743	87.8	23.312	96.2	33.287	102.7	1:59.754	80.92	1.994	10:34:23.686
11 -	29.319	108.7	32.937	89.4	23.729	94.2	33.166	102.9	1:59.151	(3)	1.391	10:36:22.837
12 -	30.326	107.2	34.440	89.0	23.163	94.9	32.848	101.0	2:00.777	80.24	3.017	10:38:23.614
13 -	29.182	107.7	33.000	87.3	22.957	96.8	32.621	101.6	1:57.760	(1)	82.29	10:40:21.374

P17 55		Harrison DESOY				Honda - Thorneycroft56 Racing						
IDEAL LAP TIME : 1:57.243		BEST LAP TIME : 1:57.780				DIFFERENCE : 0.537						
LAP	SECTOR 1	SECTOR 2		SECTOR 3		SECTOR 4		LAP TIME	MPH	DIFF	TIME OF DAY	
1 -	OUTLAP	93.3	43.345	83.0	28.222	92.3	40.343	100.1			10:13:13.874	
2 -	34.784	101.9	38.810	87.1	27.639	95.0	37.118	101.2	2:18.351	70.04	20.571	10:15:32.225
3 -	33.900	106.1	37.680	86.4	25.266	94.5	35.356	101.3	2:12.202	73.30	14.422	10:17:44.427
4 -	32.164	105.6	35.590	88.6	24.641	95.8	34.303	102.2	2:06.698	76.49	8.918	10:19:51.125
5 -	31.591	108.5	34.697	89.3	24.317	96.4	33.669	102.4	2:04.274	77.98	6.494	10:21:55.399
6 -	31.167	106.6	34.445	88.5	23.973	96.2	33.666	102.1	2:03.251	78.63	5.471	10:23:58.650
7 -	31.191	105.0	34.268	88.4	23.791	96.8	IN PIT		2:10.299	P	12.519	10:26:08.949
8 -	OUTLAP	106.5	33.927	87.7	23.562	97.1	32.906	103.0	3:57.828	40.74	2:00.048	10:30:06.777
9 -	30.256	108.2	33.388	89.0	23.216	98.2	32.576	104.8	1:59.436	(3)	1.656	10:32:06.213
10 -	29.815	109.8	33.044	89.7	23.239	97.9	32.217	104.0	1:58.315	(2)	0.535	10:34:04.528
11 -	29.936	108.9	32.644	89.7	23.136	98.6	32.064	103.7	1:57.780	(1)	82.28	10:36:02.308
12 -	29.573	108.9	32.961	90.4	22.962	97.5	IN PIT		2:04.387	P	6.607	10:38:06.695
13 -	OUTLAP	102.7	36.532	79.4	30.135	96.1	35.121	98.5	3:47.222	42.65	1:49.442	10:41:53.917

P18 33		JJ CUNNINGHAM				Honda - JCRsupersport						
IDEAL LAP TIME : 1:59.040		BEST LAP TIME : 1:59.046				DIFFERENCE : 0.006						
LAP	SECTOR 1	SECTOR 2		SECTOR 3		SECTOR 4		LAP TIME	MPH	DIFF	TIME OF DAY	
1 -	OUTLAP	80.3	41.529	84.7	26.680	82.6	39.368	96.1			10:12:29.595	
2 -	33.753	106.1	36.555	88.8	25.159	92.1	36.291	102.4	2:11.758	73.55	12.712	10:14:41.353
3 -	31.922	107.2	35.514	88.0	24.536	96.9	34.298	105.0	2:06.270	76.75	7.224	10:16:47.623
4 -	31.662	109.1	34.740	88.6	24.430	95.3	34.793	104.8	2:05.625	77.14	6.579	10:18:53.248
5 -	30.925	97.9	36.792	82.1	24.388	96.5	33.665	104.0	2:05.770	77.05	6.724	10:20:59.018
6 -	30.364	108.9	36.139	83.0	23.938	98.2	32.996	103.8	2:03.437	78.51	4.391	10:23:02.455
7 -	29.912	108.5	33.778	87.8	23.524	97.5	33.100	104.0	2:00.314	(2)	1.268	10:25:02.769
8 -	31.351	104.5	36.991	76.9	25.024	93.8	IN PIT		2:22.928	P	23.882	10:27:25.697
9 -	OUTLAP	107.3	35.885	87.4	23.875	97.6	33.960	102.4	6:01.008	26.84	4:01.962	10:33:26.705
10 -	31.589	107.5	34.772	88.3	24.167	98.1	33.280	103.7	2:03.808	78.27	4.762	10:35:30.513
11 -	29.668	109.4	33.353	88.0	23.303	97.8	32.722	103.7	1:59.046	(1)	81.40	10:37:29.559
12 -	29.835	107.5	34.106	85.4	23.731	97.6	32.854	103.5	2:00.526	(3)	1.480	10:39:30.085
13 -	29.715	108.4	34.981	84.7	25.132	95.0	32.716	104.3	2:02.544	79.08	3.498	10:41:32.629

Weather / Track : Cloudy / Drying

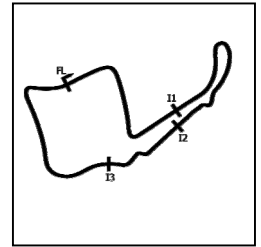
Oulton Park International
Circuit Length = 2.6920 miles
Start: 10:10 Flag 10:40 End: 10:44

MCRCB BULLETIN TK016

2021 Bennetts British Superbike Championship - Round 1

2021 Honda British Talent Cup

FREE PRACTICE 1 - SECTOR ANALYSIS



SECTOR 1 = FL to I1, SECTOR 2 = I1 to I2 SECTOR 3 = I2 to I3, SECTOR 4 = I3 to FL, DIFF = Difference To Personal Best Lap, P = Crossed Finish Line in Pit Lane, D = Time Disallowed

P19 61		Harrison MACKAY				Honda - True Heros Racing / Super Soco			
IDEAL LAP TIME : 1:59.009		BEST LAP TIME : 1:59.184				DIFFERENCE : 0.175			
LAP	SECTOR 1	SECTOR 2	SECTOR 3	SECTOR 4	LAP TIME	MPH	DIFF	TIME OF DAY	
1 -	OUTLAP	96.8	41.746	85.9	27.400	86.4	38.632	104.8	10:12:31.637
2 -	32.875	103.4	37.726	90.6	25.533	97.8	36.868	104.8	2:13.002 72.86 13.818 10:14:44.639
3 -	32.200	110.7	36.741	90.5	24.752	100.1	35.779	105.0	2:09.472 74.85 10.288 10:16:54.111
4 -	31.916	109.2	35.547	90.4	24.482	98.5	35.052	105.1	2:06.997 76.31 7.813 10:19:01.108
5 -	31.200	110.3	35.734	90.0	24.555	99.5	34.957	106.3	2:06.446 76.64 7.262 10:21:07.554
6 -	30.946	111.2	34.603	90.5	23.855	99.5	33.523	105.8	2:02.927 78.83 3.743 10:23:10.481
7 -	30.126	111.4	34.801	90.6	23.814	100.3	33.834	104.3	2:02.575 79.06 3.391 10:25:13.056
8 -	29.750	110.7	33.798	91.0	23.207	98.8	33.695	104.8	2:00.450 (3) 80.45 1.266 10:27:13.506
9 -	29.595	111.2	33.612	90.8	23.329	99.4	32.648	106.0	1:59.184 (1) 81.31 10:29:12.690
10 -	29.630	112.0	34.911	91.5	23.301	98.9	33.254	102.7	2:01.096 80.02 1.912 10:31:13.786
11 -	29.542	111.6	33.758	91.0	23.208	100.1	32.684	104.3	1:59.192 (2) 81.30 0.008 10:33:12.978
12 -	29.629	108.2	33.813	90.4	23.787	98.3	IN PIT		2:09.427 P 74.87 10.243 10:35:22.405

P20 21		Troy JEFFREY				Honda - Stiggymotorsport			
IDEAL LAP TIME : 1:58.656		BEST LAP TIME : 1:59.418				DIFFERENCE : 0.762			
LAP	SECTOR 1	SECTOR 2	SECTOR 3	SECTOR 4	LAP TIME	MPH	DIFF	TIME OF DAY	
1 -	OUTLAP	89.0	44.263	87.8	25.795	92.9	38.204	106.0	10:13:09.378
2 -	31.957	108.0	36.755	92.3	25.042	101.0	34.883	107.7	2:08.637 75.33 9.219 10:15:18.015
3 -	30.509	109.2	36.781	90.8	23.442	100.1	33.991	107.0	2:04.723 77.70 5.305 10:17:22.738
4 -	30.703	108.5	34.511	89.8	23.570	99.7	34.257	106.8	2:03.041 78.76 3.623 10:19:25.779
5 -	30.467	109.1	33.919	92.1	23.023	101.5	33.290	107.3	2:00.699 (3) 80.29 1.281 10:21:26.478
6 -	28.987	110.7	33.926	91.4	22.935	102.1	33.701	107.5	1:59.549 (2) 81.06 0.131 10:23:26.027
7 -	29.236	110.5	33.458	91.1	23.234	101.9	33.490	107.5	1:59.418 (1) 81.15 10:25:25.445
8 -	29.371	106.5	34.567	91.3	23.361	101.9	33.523	106.0	2:00.822 80.21 1.404 10:27:26.267
9 -	28.973	109.1	36.761	84.6	27.035	77.0	IN PIT		2:21.509 P 68.48 22.091 10:29:47.776
10 -	OUTLAP	96.0	41.096	86.1	26.970	95.1	37.449	102.2	11:01.465 14.65 9:02.047 10:40:49.241

P21 9		Bailey STUART-CAMPBELL				Honda - Team 151s			
IDEAL LAP TIME : 1:59.953		BEST LAP TIME : 2:00.123				DIFFERENCE : 0.170			
LAP	SECTOR 1	SECTOR 2	SECTOR 3	SECTOR 4	LAP TIME	MPH	DIFF	TIME OF DAY	
1 -	OUTLAP	96.5	49.585	72.0	30.281	87.7	39.344	102.6	10:13:53.378
2 -	33.769	107.5	39.501	87.0	25.771	95.1	35.508	105.0	2:14.549 72.02 14.426 10:16:07.927
3 -	31.552	110.1	36.413	90.0	24.479	98.9	34.260	106.5	2:06.704 76.48 6.581 10:18:14.631
4 -	30.838	109.2	35.689	87.8	24.132	92.9	33.088	107.0	2:03.747 78.31 3.624 10:20:18.378
5 -	30.905	108.4	35.309	88.3	23.297	99.7	33.238	106.1	2:02.749 (3) 78.95 2.626 10:22:21.127
6 -	30.153	110.3	34.269	90.4	23.826	96.2	33.059	106.5	2:01.307 (2) 79.89 1.184 10:24:22.434
7 -	29.894	110.1	34.189	90.1	23.137	99.5	32.903	106.0	2:00.123 (1) 80.67 10:26:22.557

P22 44		Lucas HILL				Honda - Ashcourt Racing			
IDEAL LAP TIME : 2:00.130		BEST LAP TIME : 2:00.300				DIFFERENCE : 0.170			
LAP	SECTOR 1	SECTOR 2	SECTOR 3	SECTOR 4	LAP TIME	MPH	DIFF	TIME OF DAY	
1 -	OUTLAP	82.2	46.208	82.5	30.273	82.1	42.354	96.8	10:13:27.227
2 -	37.514	104.2	40.783	86.2	27.189	93.7	37.924	101.9	2:23.410 67.57 23.110 10:15:50.637
3 -	34.333	106.8	37.497	86.7	25.912	96.2	35.697	101.2	2:13.439 72.62 13.139 10:18:04.076
4 -	32.189	106.6	37.151	87.6	26.301	95.3	36.355	101.8	2:11.996 73.42 11.696 10:20:16.072
5 -	32.345	106.6	36.085	85.9	24.544	96.5	34.306	102.9	2:07.280 76.14 6.980 10:22:23.352
6 -	31.455	108.5	35.442	86.7	24.530	96.4	34.291	102.4	2:05.718 77.08 5.418 10:24:29.070
7 -	31.222	107.8	35.166	88.3	24.838	97.2	34.427	103.4	2:05.653 77.12 5.353 10:26:34.723
8 -	33.898	106.0	37.164	87.4	24.174	96.9	IN PIT		2:16.262 P 71.12 15.962 10:28:50.985
9 -	OUTLAP	106.6	36.908	86.4	24.731	96.4	34.052	103.0	3:25.043 47.26 1:24.743 10:32:16.028
10 -	30.863	106.8	35.042	88.5	24.186	96.2	33.566	102.4	2:03.657 78.37 3.357 10:34:19.685
11 -	31.245	106.1	34.784	88.4	23.867	95.4	33.014	102.2	2:02.910 (3) 78.84 2.610 10:36:22.595
12 -	30.529	107.3	34.341	88.1	23.854	97.6	32.890	103.5	2:01.614 (2) 79.68 1.314 10:38:24.209
13 -	29.903	108.7	33.783	88.4	23.554	97.5	33.060	102.2	2:00.300 (1) 80.55 10:40:24.509

Weather / Track : Cloudy / Drying

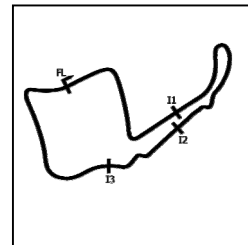
Oulton Park International
Circuit Length = 2.6920 miles
Start: 10:10 Flag 10:40 End: 10:44

MCRCB BULLETIN TK016

2021 Bennetts British Superbike Championship - Round 1

2021 Honda British Talent Cup

FREE PRACTICE 1 - SECTOR ANALYSIS



SECTOR 1 = FL to I1, SECTOR 2 = I1 to I2 SECTOR 3 = I2 to I3, SECTOR 4 = I3 to FL, DIFF = Difference To Personal Best Lap, P = Crossed Finish Line in Pit Lane, D = Time Disallowed

P23 99		Peter WILLIS				Honda - WM Racing						
IDEAL LAP TIME : 2:00.000		BEST LAP TIME : 2:00.449				DIFFERENCE : 0.449						
LAP	SECTOR 1	SECTOR 2	SECTOR 3	SECTOR 4	LAP TIME	MPH	DIFF	TIME OF DAY				
1 -	OUTLAP	80.9	41.179	88.1	27.697	82.6	40.313	97.9	10:12:29.437			
2 -	34.423	100.7	37.105	90.1	25.982	89.4	37.292	98.3	2:14.802	71.89	14.353	10:14:44.239
3 -	31.776	106.3	36.599	88.3	24.874	89.0	37.149	101.2	2:10.398	74.32	9.949	10:16:54.637
4 -	31.654	101.3	36.729	88.7	24.669	94.2	35.125	102.4	2:08.177	75.60	7.728	10:19:02.814
5 -	31.257	108.2	36.590	88.6	24.601	95.1	34.910	103.0	2:07.358	76.09	6.909	10:21:10.172
6 -	31.551	111.2	35.348	89.0	23.887	94.9	35.173	102.4	2:05.959	76.94	5.510	10:23:16.131
7 -	31.262	111.2	35.405	88.0	24.710	92.1	35.128	101.9	2:06.505	76.60	6.056	10:25:22.636
8 -	30.868	107.7	35.640	82.4	25.212	85.4	35.591	99.7	2:07.311	76.12	6.862	10:27:29.947
9 -	31.084	111.1	35.101	89.2	24.022	84.2	36.410	103.8	2:06.617	76.54	6.168	10:29:36.564
10 -	30.493	102.9	35.640	88.0	23.572	98.2	33.908	102.6	2:03.613	78.40	3.164	10:31:40.177
11 -	30.204	112.4	34.764	90.3	23.710	97.2	35.434	100.0	2:04.112	78.08	3.663	10:33:44.289
12 -	32.094	110.9	34.209	90.1	23.403	100.4	33.520	104.5	2:03.226	78.64	2.777	10:35:47.515
13 -	30.031	111.6	33.956	92.3	23.288	100.9	33.174	102.4	2:00.449 (1)	80.45		10:37:47.964
14 -	30.714	110.9	33.634	91.8	23.161	100.0	33.620	104.6	2:01.129 (3)	80.00	0.680	10:39:49.093
15 -	30.088	113.3	33.834	90.4	23.290	100.7	33.429	105.6	2:00.641 (2)	80.33	0.192	10:41:49.734

P24 41		Luca HOPKINS				Honda - Wilson Racing						
IDEAL LAP TIME : 2:00.687		BEST LAP TIME : 2:00.858				DIFFERENCE : 0.171						
LAP	SECTOR 1	SECTOR 2	SECTOR 3	SECTOR 4	LAP TIME	MPH	DIFF	TIME OF DAY				
1 -	OUTLAP	83.6	45.315	82.3	29.426	74.8	40.298	96.6	10:12:55.332			
2 -	34.738	97.1	40.240	84.7	26.302	90.5	37.466	101.6	2:18.746	69.84	17.888	10:15:14.078
3 -	33.320	107.2	37.914	87.9	24.964	95.5	36.285	101.8	2:12.483	73.15	11.625	10:17:26.561
4 -	32.331	108.9	36.983	88.4	24.856	97.2	35.143	103.0	2:09.313	74.94	8.455	10:19:35.874
5 -	31.541	106.8	35.955	89.7	24.507	97.2	34.609	103.4	2:06.612	76.54	5.754	10:21:42.486
6 -	31.166	110.1	35.806	88.8	24.341	96.6	34.922	102.6	2:06.235	76.77	5.377	10:23:48.721
7 -	31.359	109.1	35.476	88.5	23.860	97.5	34.209	102.2	2:04.904	77.59	4.046	10:25:53.625
8 -	30.724	106.6	35.237	89.1	23.835	97.6	33.952	102.7	2:03.748	78.31	2.890	10:27:57.373
9 -	30.660	110.5	34.669	87.0	23.703	96.1	34.110	102.7	2:03.142	78.70	2.284	10:30:00.515
10 -	30.454	110.0	34.692	86.7	23.610	98.1	33.742	101.3	2:02.498 (3)	79.11	1.640	10:32:03.013
11 -	30.549	111.1	35.389	84.4	24.355	97.9	33.593	102.4	2:03.886	78.22	3.028	10:34:06.899
12 -	30.215	111.6	34.148	86.4	24.116	98.2	33.341	103.0	2:01.820 (2)	79.55	0.962	10:36:08.719
13 -	30.052	109.2	33.848	86.1	23.446	97.6	33.512	102.1	2:00.858 (1)	80.18		10:38:09.577
14 -	31.083	103.8	34.517	87.3	23.798	97.1	33.917	101.0	2:03.315	78.58	2.457	10:40:12.892

P25 53		Kiyano VEIJER				Honda - Microlise Cresswell Racing						
IDEAL LAP TIME : 2:03.625		BEST LAP TIME : 2:03.794				DIFFERENCE : 0.169						
LAP	SECTOR 1	SECTOR 2	SECTOR 3	SECTOR 4	LAP TIME	MPH	DIFF	TIME OF DAY				
1 -	OUTLAP	82.0	46.316	76.3	30.277	80.4	40.979	96.6	10:15:25.645			
2 -	34.607	99.4	39.663	88.3	26.715	87.3	37.979	93.7	2:18.964	69.73	15.170	10:17:44.609
3 -	33.175	108.7	39.422	77.6	25.782	93.8	37.010	101.8	2:15.389	71.58	11.595	10:19:59.998
4 -	32.823	109.6	38.250	89.5	26.118	90.6	37.194	101.6	2:14.385	72.11	10.591	10:22:14.383
5 -	31.818	110.7	37.462	88.6	25.704	89.8	35.772	104.2	2:10.756	74.11	6.962	10:24:25.139
6 -	31.725	107.7	36.692	90.1	25.147	93.9	35.381	106.0	2:08.945	75.15	5.151	10:26:34.084
7 -	30.885	110.0	35.903	88.8	23.899	95.5	35.053	104.8	2:05.740	77.07	1.946	10:28:39.824
8 -	30.707	111.4	35.719	90.8	24.149	98.8	34.738	104.5	2:05.313 (3)	77.33	1.519	10:30:45.137
9 -	30.955	108.5	35.635	90.8	23.802	97.8	34.510	106.1	2:04.902 (2)	77.59	1.108	10:32:50.039
10 -	30.521	111.2	35.042	91.4	23.971	97.5	34.260	104.6	2:03.794 (1)	78.28		10:34:53.833
11 -	32.330	101.0	37.132	87.9	25.565	86.2	IN PIT		2:20.226 P	69.11	16.432	10:37:14.059
12 -	OUTLAP	96.1	36.913	89.8	25.729	90.1	36.760	103.8	3:06.440	51.98	1:02.646	10:40:20.499

Weather / Track : Cloudy / Drying

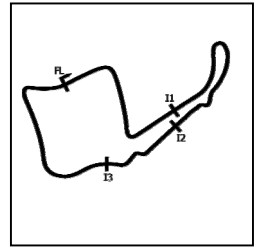
Oulton Park International
Circuit Length = 2.6920 miles
Start: 10:10 Flag 10:40 End: 10:44

MCRCB BULLETIN TK016

2021 Bennetts British Superbike Championship - Round 1

2021 Honda British Talent Cup

FREE PRACTICE 1 - SECTOR ANALYSIS



SECTOR 1 = FL to I1, SECTOR 2 = I1 to I2 SECTOR 3 = I2 to I3, SECTOR 4 = I3 to FL, DIFF = Difference To Personal Best Lap, P = Crossed Finish Line in Pit Lane, D = Time Disallowed

P26 8		Ross MOORE				Honda - B Moore Honda						
IDEAL LAP TIME : 2:04.490		BEST LAP TIME : 2:05.591				DIFFERENCE : 1.101						
LAP	SECTOR 1	SECTOR 2		SECTOR 3		SECTOR 4		LAP TIME	MPH	DIFF	TIME OF DAY	
1 -	OUTLAP	103.5	40.388	84.9	27.721	90.1	38.105	95.4			10:14:02.602	
2 -	34.680	104.3	39.350	86.2	26.704	94.7	38.937	96.2	2:19.671	69.38	14.080	10:16:22.273
3 -	35.239	100.9	40.583	79.5	26.395	95.8	IN PIT		2:27.343 P	65.77	21.752	10:18:49.616
4 -	OUTLAP	101.8	38.076	86.9	25.188	96.1	38.499	93.5	8:08.133	19.85	6:02.542	10:26:57.749
5 -	32.770	107.0	36.684	87.0	24.573	96.8	35.925	102.2	2:09.952	74.57	4.361	10:29:07.701
6 -	32.812	106.6	36.645	85.0	25.053	96.5	34.670	102.9	2:09.180	75.02	3.589	10:31:16.881
7 -	31.965	106.8	36.263	87.9	24.720	96.0	34.725	101.0	2:07.673	75.90	2.082	10:33:24.554
8 -	31.827	106.0	36.159	87.8	23.738	98.3	35.113	102.2	2:06.837	76.40	1.246	10:35:31.391
9 -	31.293	107.3	35.586	87.6	24.340	97.2	34.372	101.0	2:05.591 (1)	77.16		10:37:36.982
10 -	31.615	105.6	35.457	86.9	24.383	97.3	34.371	101.5	2:05.826 (2)	77.02	0.235	10:39:42.808
11 -	31.471	105.5	36.327	86.3	24.781	95.8	34.002	99.5	2:06.581 (3)	76.56	0.990	10:41:49.389

P27 51		Holly HARRIS				Honda - MJL Racing						
IDEAL LAP TIME : 2:09.925		BEST LAP TIME : 2:10.364				DIFFERENCE : 0.439						
LAP	SECTOR 1	SECTOR 2		SECTOR 3		SECTOR 4		LAP TIME	MPH	DIFF	TIME OF DAY	
1 -	OUTLAP	77.2	49.148	68.6	30.419	71.0	43.344	90.5			10:16:21.820	
2 -	37.003	88.1	43.123	76.0	26.401	79.9	40.028	92.9	2:26.555	66.12	16.191	10:18:48.375
3 -	35.401	93.3	40.510	79.1	26.384	83.9	39.220	91.1	2:21.515	68.48	11.151	10:21:09.890
4 -	34.919	95.7	40.195	79.6	25.966	82.4	38.725	93.7	2:19.805	69.32	9.441	10:23:29.695
5 -	34.693	95.5	39.486	79.5	25.820	80.1	38.156	92.5	2:18.155 (3)	70.14	7.791	10:25:47.850
6 -	35.348	91.1	40.108	78.4	25.873	85.4	IN PIT		2:26.902 P	65.97	16.538	10:28:14.752
7 -	OUTLAP	103.7	37.684	85.5	24.893	90.4	35.823	99.8	3:18.810	48.74	1:08.446	10:31:33.562
8 -	32.484	102.4	37.387	83.7	24.517	91.8	35.976	101.0	2:10.364 (1)	74.34		10:33:43.926
9 -	32.560	103.4	37.608	84.3	24.733	90.8	36.471	96.1	2:11.372 (2)	73.76	1.008	10:35:55.298
10 -	32.198	106.3	37.412	85.2	25.001	87.6	IN PIT		2:17.636 P	70.41	7.272	10:38:12.934
11 -	OUTLAP	104.5	37.937	81.3	24.910	90.0	35.970	97.8	2:46.402	58.24	36.038	10:40:59.336

P28 24		Cormac BUCHANAN				Honda - Microlise Cresswell Racing						
IDEAL LAP TIME : 2:08.180		BEST LAP TIME : 2:10.561				DIFFERENCE : 2.381						
LAP	SECTOR 1	SECTOR 2		SECTOR 3		SECTOR 4		LAP TIME	MPH	DIFF	TIME OF DAY	
1 -	OUTLAP	82.0	49.977	77.2	30.689	73.1	41.680	101.3			10:13:18.721	
2 -	34.307	105.3	40.481	86.5	27.165	93.2	37.185	103.8	2:19.138 (2)	69.65	8.577	10:15:37.859
3 -	32.369	108.9	37.187	88.8	25.564	95.8	35.441	103.7	2:10.561 (1)	74.22		10:17:48.420
4 -	31.247	110.1	37.496	89.0	24.305	99.7	IN PIT		2:12.910 P	72.91	2.349	10:20:01.330

P29 22		Anthony EAGLE				Honda - Microlise Cresswell Racing						
IDEAL LAP TIME : 2:25.359		BEST LAP TIME : 2:25.359				DIFFERENCE : 0.000						
LAP	SECTOR 1	SECTOR 2		SECTOR 3		SECTOR 4		LAP TIME	MPH	DIFF	TIME OF DAY	
1 -	OUTLAP	72.7	48.764	74.3	31.509	76.0	42.989	93.4			10:13:55.274	
2 -	35.879	99.7	41.671	79.7	27.527	87.7	40.282	98.5	2:25.359 (1)	66.67		10:16:20.633

MCRCB BULLETIN TK017

2021 Bennetts British Superbike Championship - Round 1

2021 Honda British Talent Cup

FREE PRACTICE 1 - BEST SECTORS

SECTOR 1				SECTOR 2				SECTOR 3				SECTOR 4				IDEAL / BEST COMPARISON			
POS	NO	NAME	TIME	NO	NAME	TIME	NO	NAME	TIME	NO	NAME	TIME	POS	NO	NAME	IDEAL	BEST	DIFF	
																PERFECT LAP	1:51.313		
1	67	O'GORMA	27.693	74	BROWN	31.111	74	BROWN	21.680	74	BROWN	30.829	1	74	BROWN	1:51.612	1:51.907	0.295	
2	74	BROWN	27.992	7	LYONS	31.293	67	O'GORMA	21.994	67	O'GORMA	30.861	2	67	O'GORMAN	1:51.884	1:51.884	0.000	
3	7	LYONS	28.082	67	O'GORMA	31.336	57	GARNESS	22.037	34	COOK	30.888	3	34	COOK	1:52.628	1:52.720	0.092	
4	34	COOK	28.096	34	COOK	31.447	4	MOUNSEY	22.124	7	LYONS	31.004	4	7	LYONS	1:52.727	1:52.894	0.167	
5	4	MOUNSEY	28.142	4	MOUNSEY	31.536	34	COOK	22.197	4	MOUNSEY	31.194	5	4	MOUNSEY	1:52.996	1:52.996	0.000	
6	48	WALKER	28.281	96	BANHAM	31.659	96	BANHAM	22.206	52	BELFORD	31.363	6	96	BANHAM	1:53.701	1:53.968	0.267	
7	52	BELFORD	28.335	52	BELFORD	31.846	52	BELFORD	22.274	96	BANHAM	31.462	7	52	BELFORD	1:53.818	1:53.818	0.000	
8	96	BANHAM	28.374	48	WALKER	32.096	48	WALKER	22.275	48	WALKER	31.465	8	48	WALKER	1:54.117	1:54.130	0.013	
9	15	CROSBY	28.485	66	DOBSON	32.105	15	CROSBY	22.291	15	CROSBY	31.725	9	57	GARNESS	1:54.561	1:54.619	0.058	
10	57	GARNESS	28.627	57	GARNESS	32.147	7	LYONS	22.348	57	GARNESS	31.750	10	15	CROSBY	1:54.724	1:54.744	0.020	
11	5	JOHNSON	28.712	15	CROSBY	32.223	2	COATES	22.612	5	JOHNSON	31.821	11	5	JOHNSON	1:55.732	1:55.868	0.136	
12	43	HITCHCO	28.742	5	JOHNSON	32.418	5	JOHNSON	22.781	2	COATES	31.918	12	66	DOBSON	1:55.901	1:55.901	0.000	
13	66	DOBSON	28.941	55	DESSOY	32.644	66	DOBSON	22.861	43	HITCHCO	31.985	13	43	HITCHCOCK	1:56.651	1:56.975	0.324	
14	21	JEFFREY	28.973	14	PENDRIL	32.711	43	HITCHCO	22.886	66	DOBSON	31.994	14	2	COATES	1:56.749	1:57.718	0.969	
15	14	PENDRIL	29.133	2	COATES	32.735	21	JEFFREY	22.935	55	DESSOY	32.064	15	14	PENDRILL	1:56.930	1:57.442	0.512	
16	23	STEPHEN	29.182	23	STEPHEN	32.937	23	STEPHEN	22.957	14	PENDRIL	32.120	16	55	DESSOY	1:57.243	1:57.780	0.537	
17	2	COATES	29.484	43	HITCHCO	33.038	55	DESSOY	22.962	23	STEPHEN	32.621	17	23	STEPHENSON	1:57.697	1:57.760	0.063	
18	61	MACKAY	29.542	33	CUNNING	33.353	14	PENDRIL	22.966	61	MACKAY	32.648	18	21	JEFFREY	1:58.656	1:59.418	0.762	
19	55	DESSOY	29.573	21	JEFFREY	33.458	9	STUART-	23.137	33	CUNNING	32.716	19	61	MACKAY	1:59.009	1:59.184	0.175	
20	33	CUNNING	29.668	61	MACKAY	33.612	99	WILLIS	23.161	44	HILL	32.890	20	33	CUNNINGHAM	1:59.040	1:59.046	0.006	
21	9	STUART-	29.724	99	WILLIS	33.634	61	MACKAY	23.207	9	STUART-	32.903	21	9	STUART-CAMPBELL	1:59.953	2:00.123	0.170	
22	44	HILL	29.903	44	HILL	33.783	33	CUNNING	23.303	99	WILLIS	33.174	22	99	WILLIS	2:00.000	2:00.449	0.449	
23	99	WILLIS	30.031	41	HOPKINS	33.848	41	HOPKINS	23.446	21	JEFFREY	33.290	23	44	HILL	2:00.130	2:00.300	0.170	
24	41	HOPKINS	30.052	9	STUART-	34.189	44	HILL	23.554	41	HOPKINS	33.341	24	41	HOPKINS	2:00.687	2:00.858	0.171	
25	53	VEIJER	30.521	53	VEIJER	35.042	8	MOORE	23.738	8	MOORE	34.002	25	53	VEIJER	2:03.625	2:03.794	0.169	
26	24	BUCHANA	31.247	8	MOORE	35.457	53	VEIJER	23.802	53	VEIJER	34.260	26	8	MOORE	2:04.490	2:05.591	1.101	
27	8	MOORE	31.293	24	BUCHANA	37.187	24	BUCHANA	24.305	24	BUCHANA	35.441	27	24	BUCHANAN	2:08.180	2:10.561	2.381	
28	51	HARRIS	32.198	51	HARRIS	37.387	51	HARRIS	24.517	51	HARRIS	35.823	28	51	HARRIS	2:09.925	2:10.364	0.439	
29	22	EAGLE	35.879	22	EAGLE	41.671	22	EAGLE	27.527	22	EAGLE	40.282	29	22	EAGLE	2:25.359	2:25.359	0.000	

Weather / Track : Cloudy / Drying

Oulton Park International
Circuit Length = 2.6920 miles
Start: 10:10 Flag 10:40 End: 10:44

Results can be found at www.tsl-timing.com

Printed - 10:46 Friday, 25 June 2021

MCRCB BULLETIN TK018**2021 Bennetts British Superbike Championship - Round 1****2021 Honda British Talent Cup****FREE PRACTICE 1 - BEST SPEEDS**

POS	INTERMEDIATE 1			INTERMEDIATE 2			INTERMEDIATE 3			FINISH LINE		
	NO	NAME	MPH	NO	NAME	MPH	NO	NAME	MPH	NO	NAME	MPH
1	57	GARNES	116.5	57	GARNES	95.3	67	O'GORMAN	103.7	67	O'GORMAN	109.1
2	67	O'GORMAN	114.5	67	O'GORMAN	93.5	57	GARNES	103.7	74	BROWN	108.4
3	4	MOUNSEY	114.1	34	COOK	92.9	4	MOUNSEY	103.5	57	GARNES	108.4
4	74	BROWN	113.7	4	MOUNSEY	92.9	74	BROWN	102.2	52	BELFORD	108.0
5	99	WILLIS	113.3	74	BROWN	92.5	52	BELFORD	102.2	21	JEFFREY	107.7
6	34	COOK	112.9	21	JEFFREY	92.3	21	JEFFREY	102.1	4	MOUNSEY	107.3
7	52	BELFORD	112.7	99	WILLIS	92.3	34	COOK	101.9	34	COOK	107.0
8	66	DOBSON	112.7	7	LYONS	92.1	66	DOBSON	101.0	9	STUART-CAMPBELL	107.0
9	48	WALKER	112.4	2	COATES	91.8	48	WALKER	100.9	2	COATES	106.6
10	61	MACKAY	112.0	52	BELFORD	91.6	2	COATES	100.9	66	DOBSON	106.5
11	43	HITCHCOCK	111.8	61	MACKAY	91.5	99	WILLIS	100.9	7	LYONS	106.3
12	7	LYONS	111.6	66	DOBSON	91.4	43	HITCHCOCK	100.7	48	WALKER	106.3
13	41	HOPKINS	111.6	53	VEIJER	91.4	61	MACKAY	100.3	61	MACKAY	106.3
14	2	COATES	111.4	48	WALKER	91.1	7	LYONS	100.1	53	VEIJER	106.1
15	53	VEIJER	111.4	43	HITCHCOCK	90.9	15	CROSBY	100.0	15	CROSBY	106.0
16	15	CROSBY	110.9	96	BANHAM	90.5	9	STUART-CAMPBELL	99.7	99	WILLIS	105.6
17	21	JEFFREY	110.7	55	DESSOY	90.4	24	BUCHANAN	99.7	43	HITCHCOCK	105.3
18	9	STUART-CAMPBELL	110.3	9	STUART-CAMPBELL	90.4	96	BANHAM	99.1	33	CUNNINGHAM	105.0
19	24	BUCHANAN	110.1	5	JOHNSON	89.9	14	PENDRILL	99.1	55	DESSOY	104.8
20	96	BANHAM	110.0	15	CROSBY	89.8	53	VEIJER	98.8	5	JOHNSON	104.3
21	55	DESSOY	109.8	41	HOPKINS	89.7	55	DESSOY	98.6	96	BANHAM	104.2
22	33	CUNNINGHAM	109.4	14	PENDRILL	89.4	5	JOHNSON	98.3	14	PENDRILL	104.2
23	14	PENDRILL	109.1	23	STEPHENSON	89.4	8	MOORE	98.3	24	BUCHANAN	103.8
24	23	STEPHENSON	109.1	24	BUCHANAN	89.0	33	CUNNINGHAM	98.2	44	HILL	103.5
25	44	HILL	108.7	33	CUNNINGHAM	88.8	41	HOPKINS	98.2	41	HOPKINS	103.4
26	5	JOHNSON	108.2	44	HILL	88.5	23	STEPHENSON	98.1	23	STEPHENSON	102.9
27	8	MOORE	107.3	8	MOORE	87.9	44	HILL	97.6	8	MOORE	102.9
28	51	HARRIS	106.3	51	HARRIS	85.5	51	HARRIS	91.8	51	HARRIS	101.0
29	22	EAGLE	99.7	22	EAGLE	79.7	22	EAGLE	87.7	22	EAGLE	98.5

Weather / Track : Cloudy / Drying

Results can be found at www.tsl-timing.comOulton Park International
Circuit Length = 2.6920 miles
Start: 10:10 Flag 10:40 End: 10:44

Printed - 10:47 Friday, 25 June 2021

MCRCB BULLETIN TK019

2021 Bennetts British Superbike Championship - Round 1

2021 Honda British Talent Cup

FREE PRACTICE 1 - STATISTICS

Competitors Started 29
Planned Start 2021-06-25 @ 10:10:00.000
Actual Start 2021-06-25 @ 10:10:01.473
Finish Time 2021-06-25 @ 10:40:01.473
Track Length 2.6920mi.
Total Laps 355
Total Distance Covered 955.6701mi.

Session Fastest Lap History

NO	NAME	LAP TIME	TIME OF DAY	LAP	VEHICLE
15	Harrison CROSBY	2:07.197	10:14:30.664	2	Honda
23	Rhys STEPHENSON	2:05.635	10:14:31.006	2	Honda
34	James COOK	2:04.755	10:14:35.292	2	Honda
74	Carter BROWN	1:57.183	10:15:40.382	2	Honda
74	Carter BROWN	1:57.065	10:17:37.447	3	Honda
74	Carter BROWN	1:54.058	10:19:31.505	4	Honda
74	Carter BROWN	1:53.251	10:21:24.756	5	Honda
74	Carter BROWN	1:52.854	10:23:17.610	6	Honda
67	Casey O'GORMAN	1:52.719	10:31:54.054	11	Honda
67	Casey O'GORMAN	1:51.884	10:33:45.938	12	Honda

Flag History

TYPE	TIME OF DAY
GREEN	10:10:01.473
FINISH	10:40:01.473

Flag Statistics

TYPE	COUNT	TOTAL LAPS	TOTAL TIME
Green	1	16	34:17.374
Red	0	0	0.000
Safety Car	0	0	0.000
FCY	0	0	0.000

Weather / Track : Cloudy / Drying

Results can be found at www.tsl-timing.com

Oulton Park International
Circuit Length = 2.6920 miles
Start: 10:10 Flag 10:40 End: 10:44

Printed - 10:48 Friday, 25 June 2021

MCRCB BULLETIN TK020

2021 Bennetts British Superbike Championship - Round 1

2021 Honda British Talent Cup

FREE PRACTICE 1 - SESSION NOTES

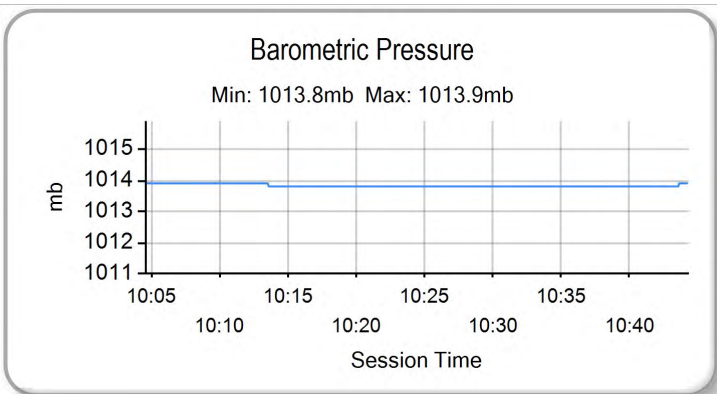
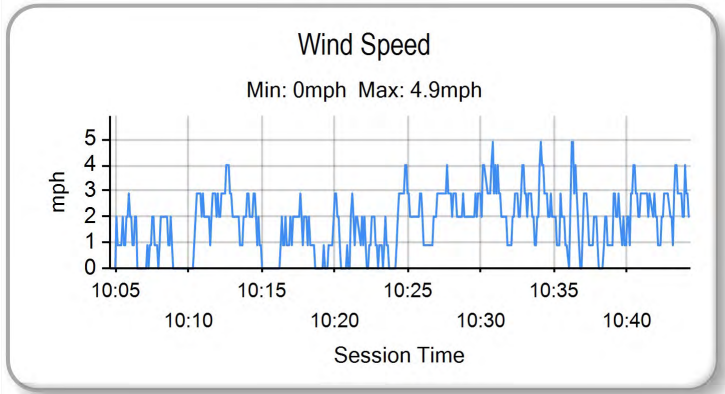
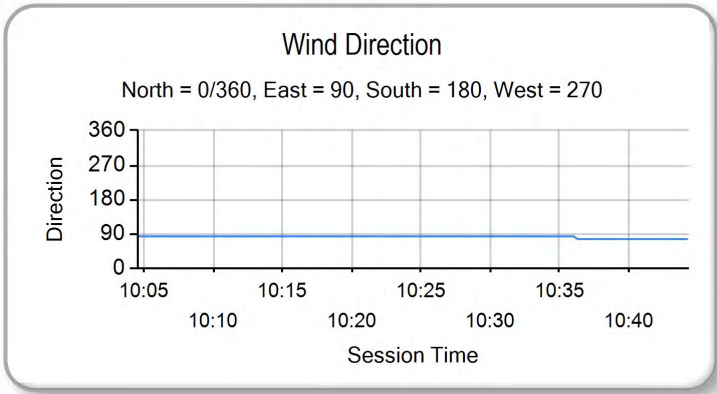
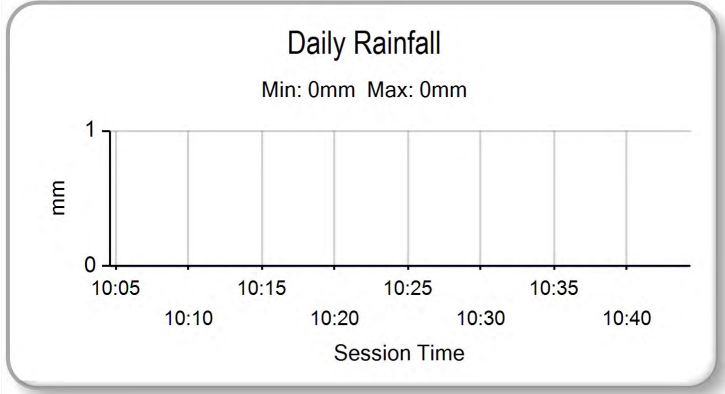
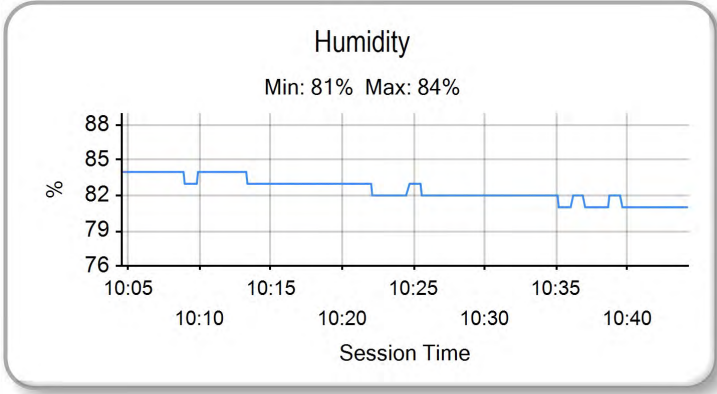
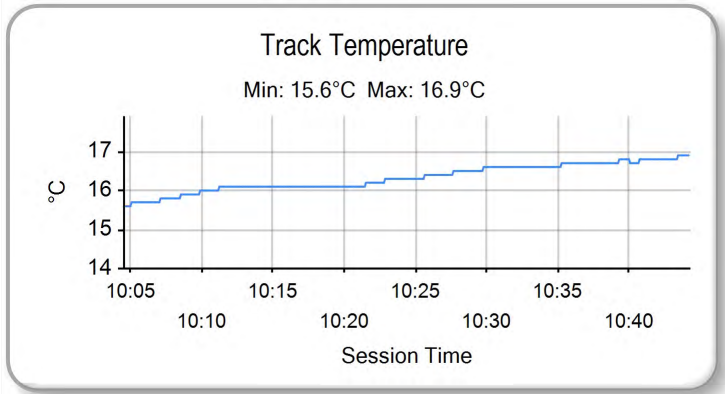
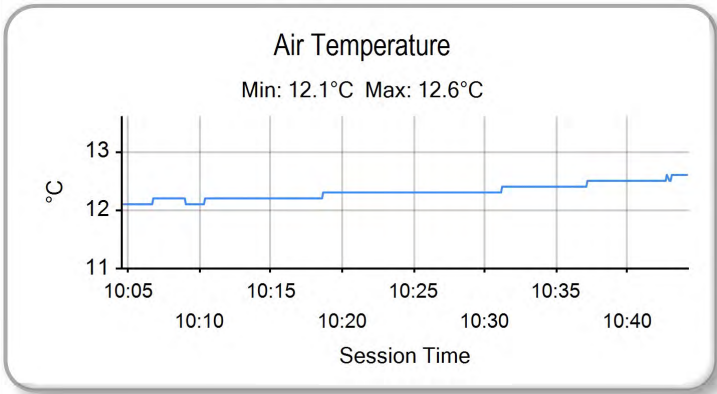
TIME	MESSAGE
10:17:26	NO. 22 - FALLER AT T3 LAKESIDE - RIDER OK
10:17:36	NO. 22 - STOPPED TECHNICAL PROBLEM T3
10:26:33	BLACK/ORANGE FLAG NO. 9
10:26:36	
10:26:48	SMOKING

MCRCB BULLETIN TK021

2021 Bennetts British Superbike Championship - Round 1

2021 Honda British Talent Cup

FREE PRACTICE 1 - WEATHER CONDITIONS



Weather / Track : Cloudy / Drying

Results can be found at www.tsl-timing.com

Oulton Park International
Circuit Length = 2.6920 miles
Start: 10:10 Flag 10:40 End: 10:44

Printed - 10:48 Friday, 25 June 2021

FREE PRACTICE 2 - CLASSIFICATION

POS	NO	NAME	NAT	ENTRY	TIME	ON	LAPS	GAP	DIFF	MPH
1	34	James COOK	GBR	Honda - Wilson Racing	2:03.154	7	9			78.69
2	4	Sullivan MOUNSEY	GBR	Honda - iForce Lloyd & Jones	2:04.059	9	9	0.905	0.905	78.11
3	67	Casey O'GORMAN	GBR	Honda - Microlise Cresswell Racing	2:04.820	8	9	1.666	0.761	77.64
4	15	Harrison CROSBY	GBR	Honda - Banks Racing	2:05.586	6	7	2.432	0.766	77.16
5	7	Jamie LYONS	GBR	Honda - C&M Motors Ltd / Tooltec Racing	2:06.345	4	10	3.191	0.759	76.70
6	21	Troy JEFFREY	GBR	Honda - Stiggymotorsport	2:07.503	9	9	4.349	1.158	76.00
7	29	Lucas BROWN	GBR	Honda - Amphibian Scaffolding / SP125 Racing	2:07.740	8	10	4.586	0.237	75.86
8	5	Mason JOHNSON	GBR	Honda - Johnson Racing	2:07.869	9	9	4.715	0.129	75.79
9	23	Rhys STEPHENSON	GBR	Honda - Rocket Racing	2:08.005	7	10	4.851	0.136	75.71
10	57	Johnny GARNES	GBR	Honda - City Lifting by RS Racing	2:08.733	3	3	5.579	0.728	75.28
11	24	Cormac BUCHANAN	NZL	Honda - Microlise Cresswell Racing	2:09.426	9	9	6.272	0.693	74.87
12	66	Rossi DOBSON	GBR	Honda - WM Racing	2:10.195	9	9	7.041	0.769	74.43
13	55	Harrison DESSOY	GBR	Honda - Thornycroft56 Racing	2:11.349	9	9	8.195	1.154	73.78
14	2	Rhys COATES	GBR	Honda - Ernie Coates Race Support / SP125 Racing	2:11.792	7	9	8.638	0.443	73.53
15	48	Ollie WALKER	GBR	Honda - Moto Rapido / SP125 Racing	2:12.388	8	8	9.234	0.596	73.20
16	41	Luca HOPKINS	GBR	Honda - Wilson Racing	2:12.692	8	8	9.538	0.304	73.03
17	52	Evan BELFORD	GBR	Honda - City Lifting by RS Racing	2:13.148	8	8	9.994	0.456	72.78
18	53	Kiyano VEIJER	NLD	Honda - Microlise Cresswell Racing	2:13.264	8	9	10.110	0.116	72.72
19	61	Harrison MACKAY	GBR	Honda - True Heros Racing / Super Soco	2:13.518	7	9	10.364	0.254	72.58
20	9	Bailey STUART-CAMPBELL	GBR	Honda - Team 151s	2:13.942	8	8	10.788	0.424	72.35
21	8	Ross MOORE	GBR	Honda - B Moore Honda	2:14.187	7	8	11.033	0.245	72.22
22	14	Evan PENDRILL	GBR	Honda - EPRacing / SP125 Racing	2:15.438	7	9	12.284	1.251	71.55

QUALIFYING LAPTIME (110.0% of 2:03.154) = 2:15.469

23	43	Ryan HITCHCOCK	GBR	Honda - Wilson Racing	2:15.516	5	9	12.362	0.078	71.51
24	96	Rossi BANHAM	GBR	Honda - MJL Racing	2:15.711	7	8	12.557	0.195	71.41
25	99	Peter WILLIS	GBR	Honda - WM Racing	2:16.610	9	9	13.456	0.899	70.94
26	44*	Lucas HILL	GBR	Honda - Ashcourt Racing	2:17.729	8	8	14.575	1.119	70.36
27	51	Holly HARRIS	GBR	Honda - MJL Racing	2:25.425	8	8	22.271	7.696	66.64
28	22	Anthony EAGLE	GBR	Honda - Microlise Cresswell Racing	2:26.839	6	8	23.685	1.414	65.99
29	74	Carter BROWN	GBR	Honda - City Lifting / RS Racing						
30	33	JJ CUNNINGHAM	GBR	Honda - JCRsupersport						

Weather / Track : Cloudy / Damp

These results are provisional until the conclusion of any judicial and technical matters.

Oulton Park International

Circuit Length = 2.6920 miles

Start: 14:10 Flag 14:40 End: 14:44

Race Director : Stuart Higgs	Stewards :	Timekeeper : Richard Evans
------------------------------	------------	----------------------------

Results can be found at www.britishsuperbike.com

Printed - 14:45 Friday, 25 June 2021

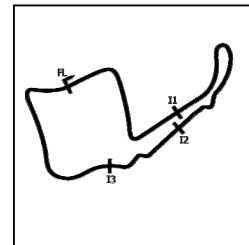


MCRCB BULLETIN TK062

2021 Bennetts British Superbike Championship - Round 1

2021 Honda British Talent Cup

FREE PRACTICE 2 - SECTOR ANALYSIS



SECTOR 1 = FL to I1, SECTOR 2 = I1 to I2 SECTOR 3 = I2 to I3, SECTOR 4 = I3 to FL, DIFF = Difference To Personal Best Lap, P = Crossed Finish Line in Pit Lane, D = Time Disallowed

P1 34		James COOK				Honda - Wilson Racing						
IDEAL LAP TIME : 2:02.604		BEST LAP TIME : 2:03.154				DIFFERENCE : 0.550						
LAP	SECTOR 1	SECTOR 2	SECTOR 3	SECTOR 4	LAP TIME	MPH	DIFF	TIME OF DAY				
1 -	32.017	105.3	35.712	87.1	25.204	93.9	34.560	103.2	2:07.493	76.01	4.339	14:22:16.264
2 -	31.963	105.6	35.650	86.7	24.987	95.4	34.689	100.0	2:07.289	76.13	4.135	14:24:23.553
3 -	31.728	106.6	36.309	84.9	25.802	95.1	34.799	101.2	2:08.638	75.33	5.484	14:26:32.191
4 -	31.079	107.7	35.610	86.9	25.209	96.9	34.957	101.6	2:06.855	76.39	3.701	14:28:39.046
5 -	31.114	105.0	34.927	87.7	24.699	96.9	33.577	103.5	2:04.317 (3)	77.95	1.163	14:30:43.363
6 -	30.867	106.1	34.794	85.9	24.731	96.6	34.012	103.7	2:04.404	77.90	1.250	14:32:47.767
7 -	30.725	106.6	34.605	86.9	24.464	96.1	33.360	103.8	2:03.154 (1)	78.69		14:34:50.921
8 -	30.706	106.6	34.605	83.9	25.759	96.4	34.375	100.3	2:05.445	77.25	2.291	14:36:56.366
9 -	30.731	108.0	35.083	86.9	24.577	97.1	33.594	103.5	2:03.985 (2)	78.16	0.831	14:39:00.351

P2 4		Sullivan MOUNSEY				Honda - iForce Lloyd & Jones						
IDEAL LAP TIME : 2:04.052		BEST LAP TIME : 2:04.059				DIFFERENCE : 0.007						
LAP	SECTOR 1	SECTOR 2	SECTOR 3	SECTOR 4	LAP TIME	MPH	DIFF	TIME OF DAY				
1 -	32.829	107.3	37.022	89.2	25.784	97.5	35.208	104.3	2:10.843	74.06	6.784	14:22:23.380
2 -	31.677	109.6	35.940	89.4	25.068	97.2	35.504	104.3	2:08.189	75.60	4.130	14:24:31.569
3 -	31.286	109.2	36.419	88.8	25.011	99.2	IN PIT		2:16.249 P	71.12	12.190	14:26:47.818
4 -	OUTLAP	107.5	36.435	88.6	25.086	97.8	35.387	99.1	2:42.010	59.81	37.951	14:29:29.828
5 -	32.562	108.5	35.863	88.5	25.419	96.0	35.475	103.4	2:09.319	74.94	5.260	14:31:39.147
6 -	30.926	108.2	35.557	88.7	24.900	97.5	35.604	103.7	2:06.987	76.31	2.928	14:33:46.134
7 -	30.746	111.1	36.462	89.1	24.588	97.3	34.652	104.6	2:06.448 (3)	76.64	2.389	14:35:52.582
8 -	31.114	108.9	35.193	89.3	24.498	96.9	34.335	105.1	2:05.140 (2)	77.44	1.081	14:37:57.722
9 -	30.753	108.0	34.828	88.7	24.341	97.5	34.137	104.6	2:04.059 (1)	78.11		14:40:01.781

P3 67		Casey O'GORMAN				Honda - Microlise Cresswell Racing						
IDEAL LAP TIME : 2:04.449		BEST LAP TIME : 2:04.820				DIFFERENCE : 0.371						
LAP	SECTOR 1	SECTOR 2	SECTOR 3	SECTOR 4	LAP TIME	MPH	DIFF	TIME OF DAY				
1 -	33.682	109.2	38.926	89.0	27.537	96.4	36.949	98.8	2:17.094	70.69	12.274	14:22:54.039
2 -	32.377	109.6	37.325	87.3	26.089	98.5	35.360	105.1	2:11.151	73.89	6.331	14:25:05.190
3 -	31.918	108.7	36.503	89.0	25.533	98.8	34.699	105.0	2:08.653	75.32	3.833	14:27:13.843
4 -	31.538	110.0	36.338	86.9	25.848	97.6	34.558	105.5	2:08.282	75.54	3.462	14:29:22.125
5 -	30.933	111.8	35.895	88.7	25.669	98.5	34.493	105.6	2:06.990 (3)	76.31	2.170	14:31:29.115
6 -	32.466	108.5	37.483	81.5	27.365	91.1	IN PIT		2:21.173 P	68.64	16.353	14:33:50.288
7 -	OUTLAP	107.5	35.841	89.1	25.348	97.8	34.184	105.5	3:37.714	44.51	1:32.894	14:37:28.002
8 -	30.812	110.5	35.424	89.9	24.618	98.3	33.966	106.1	2:04.820 (1)	77.64		14:39:32.822
9 -	30.990	109.2	35.053	89.4	24.722	99.4	34.494	104.5	2:05.259 (2)	77.37	0.439	14:41:38.081

P4 15		Harrison CROSBY				Honda - Banks Racing						
IDEAL LAP TIME : 2:04.927		BEST LAP TIME : 2:05.586				DIFFERENCE : 0.659						
LAP	SECTOR 1	SECTOR 2	SECTOR 3	SECTOR 4	LAP TIME	MPH	DIFF	TIME OF DAY				
1 -	32.680	104.2	36.618	85.5	25.567	94.6	35.050	101.5	2:09.915	74.59	4.329	14:22:22.806
2 -	32.220	104.8	36.342	87.3	25.421	96.0	35.055	103.5	2:09.038	75.10	3.452	14:24:31.844
3 -	31.152	107.5	36.060	85.5	24.910	96.6	35.254	102.1	2:07.376	76.08	1.790	14:26:39.220
4 -	32.161	107.2	35.574	86.1	24.666	96.1	34.168	103.8	2:06.569 (3)	76.56	0.983	14:28:45.789
5 -	31.001	103.7	36.012	87.1	24.939	96.2	34.192	103.8	2:06.144 (2)	76.82	0.558	14:30:51.933
6 -	31.288	105.3	35.209	85.2	24.549	95.5	34.540	102.4	2:05.586 (1)	77.16		14:32:57.519
7 -	38.570	90.4	40.952	77.2	28.706	95.3	IN PIT		2:32.771 P	63.43	27.185	14:35:30.290

Weather / Track : Cloudy / Damp

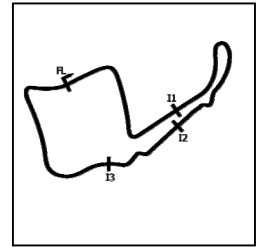
Oulton Park International
Circuit Length = 2.6920 miles
Start: 14:10 Flag 14:40 End: 14:44

MCRCB BULLETIN TK062

2021 Bennetts British Superbike Championship - Round 1

2021 Honda British Talent Cup

FREE PRACTICE 2 - SECTOR ANALYSIS



SECTOR 1 = FL to I1, SECTOR 2 = I1 to I2 SECTOR 3 = I2 to I3, SECTOR 4 = I3 to FL, DIFF = Difference To Personal Best Lap, P = Crossed Finish Line in Pit Lane, D = Time Disallowed

P5		7		Jamie LYONS				Honda - C&M Motors Ltd / Tooltec Racing				
IDEAL LAP TIME : 2:06.108		BEST LAP TIME : 2:06.345		DIFFERENCE : 0.237								
LAP	SECTOR 1		SECTOR 2		SECTOR 3		SECTOR 4		LAP TIME	MPH	DIFF	TIME OF DAY
1 -	32.278	107.0	36.927	87.9	26.503	95.7	34.817	103.5	2:10.525	74.24	4.180	14:22:20.654
2 -	32.051	107.8	36.628	87.7	25.186	96.1	34.668	103.2	2:08.533	75.39	2.188	14:24:29.187
3 -	31.437	107.7	36.028	86.9	25.262	97.6	35.377	102.6	2:08.104	75.65	1.759	14:26:37.291
4 -	31.462	106.8	35.834	86.4	24.750	96.6	34.299	104.0	2:06.345 (1)	76.70		14:28:43.636
5 -	31.776	107.2	37.053	86.5	24.969	96.6	34.116	104.2	2:07.914	75.76	1.569	14:30:51.550
6 -	31.705	105.0	36.012	88.4	24.795	96.9	34.269	105.1	2:06.781 (3)	76.44	0.436	14:32:58.331
7 -	31.876	106.5	36.187	87.2	25.176	96.5	35.140	102.6	2:08.379	75.48	2.034	14:35:06.710
8 -	31.681	106.6	35.967	88.4	24.793	95.8	34.283	103.5	2:06.724 (2)	76.47	0.379	14:37:13.434
9 -	31.408	106.1	36.015	87.7	24.758	96.4	34.802	103.8	2:06.983	76.31	0.638	14:39:20.417
10 -	31.679	106.8	36.690	86.7	26.852	95.5	34.653	103.7	2:09.874	74.62	3.529	14:41:30.291

P6		21		Troy JEFFREY				Honda - Stiggymotorsport				
IDEAL LAP TIME : 2:07.113		BEST LAP TIME : 2:07.503		DIFFERENCE : 0.390								
LAP	SECTOR 1		SECTOR 2		SECTOR 3		SECTOR 4		LAP TIME	MPH	DIFF	TIME OF DAY
1 -	33.498	106.5	40.480	87.0	27.321	97.1	36.850	106.0	2:18.149	70.15	10.646	14:22:39.617
2 -	33.073	108.9	38.404	86.0	26.072	98.8	36.670	104.5	2:14.219	72.20	6.716	14:24:53.836
3 -	32.643	108.5	38.203	87.1	26.169	97.5	36.026	104.8	2:13.041	72.84	5.538	14:27:06.877
4 -	32.563	108.5	38.138	87.7	25.844	98.2	36.472	105.6	2:13.017	72.85	5.514	14:29:19.894
5 -	32.615	108.2	37.799	88.3	25.751	98.6	35.536	106.3	2:11.701	73.58	4.198	14:31:31.595
6 -	32.374	107.0	38.489	87.1	26.034	96.0	35.930	102.2	2:12.827	72.96	5.324	14:33:44.422
7 -	32.246	108.5	37.413	90.8	24.997	99.8	34.606	107.8	2:09.262 (3)	74.97	1.759	14:35:53.684
8 -	32.367	108.9	36.425	88.4	25.280	98.3	35.172	105.1	2:09.244 (2)	74.98	1.741	14:38:02.928
9 -	31.251	107.8	36.259	89.2	25.124	98.8	34.869	107.2	2:07.503 (1)	76.00		14:40:10.431

P7		29		Lucas BROWN				Honda - Amphibian Scaffolding / SP125 Racing				
IDEAL LAP TIME : 2:07.050		BEST LAP TIME : 2:07.740		DIFFERENCE : 0.690								
LAP	SECTOR 1		SECTOR 2		SECTOR 3		SECTOR 4		LAP TIME	MPH	DIFF	TIME OF DAY
1 -	32.818	105.1	37.144	87.0	26.883	94.6	36.589	101.8	2:13.434	72.62	5.694	14:22:33.714
2 -	32.977	106.5	37.443	86.1	25.939	95.0	36.520	102.9	2:12.879	72.93	5.139	14:24:46.593
3 -	32.594	107.0	37.507	86.1	25.760	97.2	36.163	102.6	2:12.024	73.40	4.284	14:26:58.617
4 -	31.991	107.0	36.661	87.0	25.382	95.0	35.671	103.0	2:09.705	74.71	1.965	14:29:08.322
5 -	32.075	107.0	38.526	86.7	27.659	94.6	35.790	103.5	2:14.050	72.29	6.310	14:31:22.372
6 -	32.011	106.5	36.823	86.2	25.801	95.4	35.956	102.6	2:10.591	74.21	2.851	14:33:32.963
7 -	32.845	107.2	36.334	86.0	25.498	95.4	35.267	103.8	2:09.944	74.58	2.204	14:35:42.907
8 -	31.176	107.3	36.857	87.3	25.016	96.5	34.691	103.8	2:07.740 (1)	75.86		14:37:50.647
9 -	31.666	107.8	36.546	87.4	25.080	96.4	35.094	104.0	2:08.386 (3)	75.48	0.646	14:39:59.033
10 -	31.761	109.2	36.456	87.7	24.849	95.0	35.259	103.2	2:08.325 (2)	75.52	0.585	14:42:07.358

P8		5		Mason JOHNSON				Honda - Johnson Racing				
IDEAL LAP TIME : 2:07.802		BEST LAP TIME : 2:07.869		DIFFERENCE : 0.067								
LAP	SECTOR 1		SECTOR 2		SECTOR 3		SECTOR 4		LAP TIME	MPH	DIFF	TIME OF DAY
1 -	33.402	102.6	38.691	84.9	27.956	91.1	36.736	101.5	2:16.785	70.85	8.916	14:22:37.370
2 -	32.858	104.3	38.506	84.2	26.863	93.0	36.120	101.6	2:14.347	72.13	6.478	14:24:51.717
3 -	32.672	104.2	37.696	85.2	26.211	94.6	35.453	101.9	2:12.032	73.40	4.163	14:27:03.749
4 -	32.597	106.0	37.449	85.7	26.319	94.3	35.706	101.8	2:12.071	73.37	4.202	14:29:15.820
5 -	32.518	104.0	37.146	85.0	26.808	94.5	35.533	103.0	2:12.005	73.41	4.136	14:31:27.825
6 -	32.223	105.0	36.663	86.2	25.574	94.2	35.309	103.4	2:09.769	74.68	1.900	14:33:37.594
7 -	32.155	105.8	36.058	85.2	25.354	94.2	35.293	102.1	2:08.860 (2)	75.20	0.991	14:35:46.454
8 -	31.927	105.3	36.575	85.7	25.890	93.7	35.092	101.9	2:09.484 (3)	74.84	1.615	14:37:55.938
9 -	31.739	103.5	36.125	86.7	25.206	93.5	34.799	102.9	2:07.869 (1)	75.79		14:40:03.807

Weather / Track : Cloudy / Damp

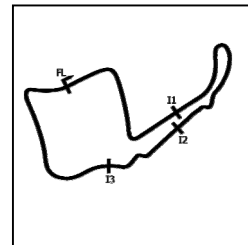
Oulton Park International
Circuit Length = 2.6920 miles
Start: 14:10 Flag 14:40 End: 14:44

MCRCB BULLETIN TK062

2021 Bennetts British Superbike Championship - Round 1

2021 Honda British Talent Cup

FREE PRACTICE 2 - SECTOR ANALYSIS



SECTOR 1 = FL to I1, SECTOR 2 = I1 to I2 SECTOR 3 = I2 to I3, SECTOR 4 = I3 to FL, DIFF = Difference To Personal Best Lap, P = Crossed Finish Line in Pit Lane, D = Time Disallowed

P9 23		Rhys STEPHENSON				Honda - Rocket Racing						
IDEAL LAP TIME : 2:06.901		BEST LAP TIME : 2:08.005				DIFFERENCE : 1.104						
LAP	SECTOR 1	SECTOR 2	SECTOR 3	SECTOR 4	LAP TIME	MPH	DIFF	TIME OF DAY				
1 -	33.478	105.5	39.374	82.9	26.724	89.0	36.278	99.7	2:15.854	71.33	7.849	14:22:32.689
2 -	32.627	104.5	38.068	84.9	26.019	92.3	36.158	98.1	2:12.872	72.93	4.867	14:24:45.561
3 -	32.629	105.0	38.009	84.8	25.836	94.3	35.824	99.1	2:12.298	73.25	4.293	14:26:57.859
4 -	32.137	104.2	37.642	86.3	25.296	94.3	35.668	100.9	2:10.743	74.12	2.738	14:29:08.602
5 -	32.232	106.3	38.333	87.1	28.472	93.3	35.628	101.8	2:14.665	71.96	6.660	14:31:23.267
6 -	31.699	105.0	36.727	85.8	25.599	93.9	35.786	99.7	2:09.811	74.65	1.806	14:33:33.078
7 -	31.835	105.3	35.836	85.8	25.306	93.5	35.028	100.0	2:08.005 (1)	75.71		14:35:41.083
8 -	32.005	103.8	36.599	86.4	25.016	94.1	35.293	100.9	2:08.913 (3)	75.17	0.908	14:37:49.996
9 -	31.704	105.0	36.420	86.0	25.196	92.9	35.239	99.7	2:08.559 (2)	75.38	0.554	14:39:58.555
10 -	32.262	104.3	37.531	86.0	24.819	94.7	34.547	102.6	2:09.159	75.03	1.154	14:42:07.714

P10 57		Johnny GARNES				Honda - City Lifting by RS Racing						
IDEAL LAP TIME : 2:07.114		BEST LAP TIME : 2:08.733				DIFFERENCE : 1.619						
LAP	SECTOR 1	SECTOR 2	SECTOR 3	SECTOR 4	LAP TIME	MPH	DIFF	TIME OF DAY				
1 -	OUTLAP	108.5	38.918	90.1	25.530	94.3	37.056	103.8	4:02.824	39.91	1:54.091	14:24:32.845
2 -	32.541	110.5	36.757	90.6	24.966	97.1	35.863	105.0	2:10.127 (2)	74.47	1.394	14:26:42.972
3 -	31.922	113.5	37.406	90.0	24.691	99.5	34.714	105.3	2:08.733 (1)	75.28		14:28:51.705

P11 24		Cormac BUCHANAN				Honda - Microlise Cresswell Racing						
IDEAL LAP TIME : 2:09.426		BEST LAP TIME : 2:09.426				DIFFERENCE : 0.000						
LAP	SECTOR 1	SECTOR 2	SECTOR 3	SECTOR 4	LAP TIME	MPH	DIFF	TIME OF DAY				
1 -	35.472	106.0	40.785	83.5	28.201	93.4	37.602	101.6	2:22.060	68.21	12.634	14:22:54.466
2 -	34.166	107.8	39.919	86.1	26.799	95.1	37.144	102.6	2:18.028	70.21	8.602	14:25:12.494
3 -	33.577	106.3	39.715	86.3	27.151	93.3	37.674	101.5	2:18.117	70.16	8.691	14:27:30.611
4 -	33.499	106.6	40.001	85.8	26.737	94.9	36.473	103.5	2:16.710	70.88	7.284	14:29:47.321
5 -	32.889	107.5	39.098	87.1	26.350	95.3	36.194	103.7	2:14.531	72.03	5.105	14:32:01.852
6 -	32.206	107.5	38.851	87.2	25.932	95.5	36.046	105.0	2:13.035	72.84	3.609	14:34:14.887
7 -	32.494	107.3	38.194	87.2	26.023	95.4	35.768	105.8	2:12.479 (3)	73.15	3.053	14:36:27.366
8 -	32.406	108.5	38.374	86.9	25.912	94.5	35.345	104.6	2:12.037 (2)	73.39	2.611	14:38:39.403
9 -	31.523	107.8	37.487	87.7	25.485	96.4	34.931	106.5	2:09.426 (1)	74.87		14:40:48.829

P12 66		Rossi DOBSON				Honda - WM Racing						
IDEAL LAP TIME : 2:10.036		BEST LAP TIME : 2:10.195				DIFFERENCE : 0.159						
LAP	SECTOR 1	SECTOR 2	SECTOR 3	SECTOR 4	LAP TIME	MPH	DIFF	TIME OF DAY				
1 -	36.358	100.4	40.978	86.4	28.668	89.0	38.699	101.5	2:24.703	66.97	14.508	14:22:56.378
2 -	34.670	107.3	39.586	87.0	26.993	95.1	37.890	101.2	2:19.139	69.65	8.944	14:25:15.517
3 -	34.195	108.2	39.449	87.6	26.902	94.9	37.369	102.2	2:17.915	70.27	7.720	14:27:33.432
4 -	33.364	108.9	38.716	87.9	26.695	89.3	37.543	100.4	2:16.318	71.09	6.123	14:29:49.750
5 -	33.282	109.4	37.859	87.7	25.856	96.5	36.521	104.2	2:13.518	72.58	3.323	14:32:03.268
6 -	32.819	109.4	37.283	89.1	25.784	94.7	36.564	104.2	2:12.450 (3)	73.16	2.255	14:34:15.718
7 -	32.325	109.2	37.667	89.4	26.049	93.2	35.999	105.3	2:12.040 (2)	73.39	1.845	14:36:27.758
8 -	33.604	109.1	37.194	89.1	25.615	85.7	36.382	104.3	2:12.795	72.97	2.600	14:38:40.553
9 -	31.955	109.1	36.696	89.0	25.386	97.3	36.158	105.5	2:10.195 (1)	74.43		14:40:50.748

Weather / Track : Cloudy / Damp

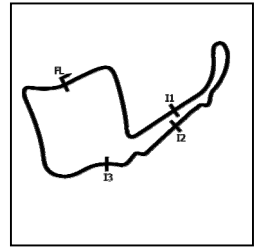
Oulton Park International
Circuit Length = 2.6920 miles
Start: 14:10 Flag 14:40 End: 14:44

MCRCB BULLETIN TK062

2021 Bennetts British Superbike Championship - Round 1

2021 Honda British Talent Cup

FREE PRACTICE 2 - SECTOR ANALYSIS



SECTOR 1 = FL to I1, SECTOR 2 = I1 to I2 SECTOR 3 = I2 to I3, SECTOR 4 = I3 to FL, DIFF = Difference To Personal Best Lap, P = Crossed Finish Line in Pit Lane, D = Time Disallowed

P13 55		Harrison DESOY				Honda - Thorneycroft56 Racing						
IDEAL LAP TIME : 2:10.784		BEST LAP TIME : 2:11.349				DIFFERENCE : 0.565						
LAP	SECTOR 1		SECTOR 2		SECTOR 3		SECTOR 4		LAP TIME	MPH	DIFF	TIME OF DAY
1 -	35.013	102.1	38.721	84.9	29.897	85.3	36.867	100.1	2:20.498	68.97	9.149	14:22:49.290
2 -	34.510	101.9	38.263	84.9	27.434	92.4	35.924	101.2	2:16.131	71.19	4.782	14:25:05.421
3 -	33.026	104.8	36.918	86.1	26.222	94.7	35.410	98.5	2:11.576 (2)	73.65	0.227	14:27:16.997
4 -	33.425	105.3	37.193	86.2	26.221	93.7	36.305	102.1	2:13.144	72.78	1.795	14:29:30.141
5 -	33.744	103.2	36.791	86.4	26.042	94.5	35.967	100.9	2:12.544 (3)	73.11	1.195	14:31:42.685
6 -	33.180	102.7	37.617	85.5	26.477	95.3	37.038	100.1	2:14.312	72.15	2.963	14:33:56.997
7 -	33.588	104.8	36.922	85.0	26.343	93.9	35.716	101.0	2:12.569	73.10	1.220	14:36:09.566
8 -	32.865	106.0	38.532	86.1	25.718	94.7	35.616	101.0	2:12.731	73.01	1.382	14:38:22.297
9 -	32.975	105.3	36.899	85.8	25.856	95.7	35.619	103.7	2:11.349 (1)	73.78		14:40:33.646

P14 2		Rhys COATES				Honda - Ernie Coates Race Support / SP125 Racing						
IDEAL LAP TIME : 2:10.258		BEST LAP TIME : 2:11.792				DIFFERENCE : 1.534						
LAP	SECTOR 1		SECTOR 2		SECTOR 3		SECTOR 4		LAP TIME	MPH	DIFF	TIME OF DAY
1 -	34.066	106.5	39.339	86.1	26.772	92.8	37.688	102.1	2:17.865	70.29	6.073	14:22:33.935
2 -	33.626	107.7	38.227	86.1	26.058	95.5	36.305	102.4	2:14.216	72.20	2.424	14:24:48.151
3 -	33.333	106.5	38.035	86.0	25.626	95.7	36.196	101.5	2:13.190	72.76	1.398	14:27:01.341
4 -	34.024	106.5	38.933	86.5	26.670	95.1	36.325	103.4	2:15.952	71.28	4.160	14:29:17.293
5 -	33.487	105.5	37.865	85.4	26.144	92.3	35.658	104.5	2:13.154 (3)	72.78	1.362	14:31:30.447
6 -	32.979	106.1	37.994	86.2	25.969	96.0	35.990	103.4	2:12.932 (2)	72.90	1.140	14:33:43.379
7 -	32.653	106.0	37.839	87.8	25.988	95.7	35.312	102.7	2:11.792 (1)	73.53		14:35:55.171
8 -	35.753	105.3	37.040	87.1	25.253	95.7	35.485	103.5	2:13.531	72.57	1.739	14:38:08.702
9 -	32.854	106.8	38.299	88.1	26.282	94.9	36.157	103.4	2:13.592	72.54	1.800	14:40:22.294

P15 48		Ollie WALKER				Honda - Moto Rapido / SP125 Racing						
IDEAL LAP TIME : 2:11.155		BEST LAP TIME : 2:12.388				DIFFERENCE : 1.233						
LAP	SECTOR 1		SECTOR 2		SECTOR 3		SECTOR 4		LAP TIME	MPH	DIFF	TIME OF DAY
1 -	OUTLAP	102.7	40.388	84.5	27.501	92.0	39.199	100.3	2:40.967	60.20	28.579	14:23:22.180
2 -	34.547	104.6	39.644	85.7	26.822	92.3	38.230	100.6	2:19.243	69.59	6.855	14:25:41.423
3 -	33.749	105.5	38.498	85.7	26.535	94.2	37.067	101.8	2:15.849	71.33	3.461	14:27:57.272
4 -	32.603	107.2	38.606	87.2	26.425	95.3	36.523	102.1	2:14.157	72.23	1.769	14:30:11.429
5 -	32.508	107.0	37.984	87.0	26.056	97.3	36.723	102.2	2:13.271 (3)	72.71	0.883	14:32:24.700
6 -	32.932	106.6	37.951	86.7	31.936	94.2	35.949	103.0	2:18.768	69.83	6.380	14:34:43.468
7 -	32.448	106.3	38.109	86.4	26.175	95.7	35.956	102.6	2:12.688 (2)	73.03	0.300	14:36:56.156
8 -	33.681	106.5	37.561	86.9	25.843	96.5	35.303	103.2	2:12.388 (1)	73.20		14:39:08.544

P16 41		Luca HOPKINS				Honda - Wilson Racing						
IDEAL LAP TIME : 2:12.056		BEST LAP TIME : 2:12.692				DIFFERENCE : 0.636						
LAP	SECTOR 1		SECTOR 2		SECTOR 3		SECTOR 4		LAP TIME	MPH	DIFF	TIME OF DAY
1 -	36.370	101.2	42.017	82.3	28.262	85.3	38.956	95.0	2:25.605	66.55	12.913	14:23:02.087
2 -	35.900	102.9	40.790	84.5	27.383	87.9	38.182	98.2	2:22.255	68.12	9.563	14:25:24.342
3 -	35.080	98.9	40.685	82.8	26.909	90.8	38.042	98.5	2:20.716 (3)	68.87	8.024	14:27:45.058
4 -	35.318	95.7	41.710	84.0	26.920	91.6	38.537	97.6	2:22.485	68.01	9.793	14:30:07.543
5 -	33.986	106.3	38.490	85.5	26.361	92.0	IN PIT		2:26.241 P	66.26	13.549	14:32:33.784
6 -	OUTLAP	104.0	38.314	84.2	25.975	91.8	36.480	97.2	2:33.049	63.32	20.357	14:35:06.833
7 -	32.909	106.3	37.909	84.9	25.936	90.0	36.242	98.6	2:12.996 (2)	72.86	0.304	14:37:19.829
8 -	33.198	106.5	37.931	83.3	25.445	91.6	36.118	98.3	2:12.692 (1)	73.03		14:39:32.521

Weather / Track : Cloudy / Damp

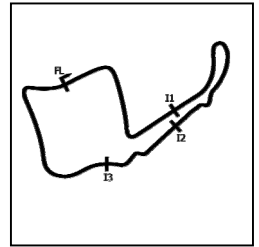
Oulton Park International
Circuit Length = 2.6920 miles
Start: 14:10 Flag 14:40 End: 14:44

MCRCB BULLETIN TK062

2021 Bennetts British Superbike Championship - Round 1

2021 Honda British Talent Cup

FREE PRACTICE 2 - SECTOR ANALYSIS



SECTOR 1 = FL to I1, SECTOR 2 = I1 to I2 SECTOR 3 = I2 to I3, SECTOR 4 = I3 to FL, DIFF = Difference To Personal Best Lap, P = Crossed Finish Line in Pit Lane, D = Time Disallowed

P17 52		Evan BELFORD				Honda - City Lifting by RS Racing						
IDEAL LAP TIME : 2:12.345		BEST LAP TIME : 2:13.148				DIFFERENCE : 0.803						
LAP	SECTOR 1	SECTOR 2		SECTOR 3		SECTOR 4		LAP TIME	MPH	DIFF	TIME OF DAY	
1 -	OUTLAP	102.1	43.404	82.1	29.249	86.5	39.729	95.3	4:34.540	35.30	2:21.392	14:25:12.729
2 -	35.717	107.5	41.586	87.4	27.847	91.1	38.451	104.5	2:23.601	67.48	10.453	14:27:36.330
3 -	35.742	107.5	40.317	87.1	27.281	92.6	37.381	103.4	2:20.721	68.86	7.573	14:29:57.051
4 -	34.897	106.8	39.812	87.9	26.799	94.6	37.213	103.7	2:18.721	69.86	5.573	14:32:15.772
5 -	34.498	106.1	38.821	88.4	26.638	96.6	36.661	105.8	2:16.618	70.93	3.470	14:34:32.390
6 -	34.142	106.6	38.422	88.8	26.402	97.1	36.723	106.5	2:15.689 (3)	71.42	2.541	14:36:48.079
7 -	33.793	108.2	37.981	88.7	26.048	97.1	35.737	105.8	2:13.559 (2)	72.56	0.411	14:39:01.638
8 -	32.857	107.8	37.740	88.0	26.851	96.6	35.700	105.6	2:13.148 (1)	72.78		14:41:14.786

P18 53		Kiyano VEIJER				Honda - Microlise Cresswell Racing						
IDEAL LAP TIME : 2:13.264		BEST LAP TIME : 2:13.264				DIFFERENCE : 0.000						
LAP	SECTOR 1	SECTOR 2		SECTOR 3		SECTOR 4		LAP TIME	MPH	DIFF	TIME OF DAY	
1 -	36.671	102.1	42.401	84.9	29.076	78.3	40.276	96.9	2:28.424	65.29	15.160	14:23:10.031
2 -	35.933	98.2	40.861	87.6	27.896	85.7	39.319	98.2	2:24.009	67.29	10.745	14:25:34.040
3 -	35.098	107.0	40.027	85.9	27.170	88.0	37.997	101.0	2:20.292	69.07	7.028	14:27:54.332
4 -	33.835	108.0	39.074	87.4	26.666	87.8	38.052	102.4	2:17.627	70.41	4.363	14:30:11.959
5 -	33.328	109.2	38.575	87.8	26.508	87.3	37.405	102.2	2:15.816 (3)	71.35	2.552	14:32:27.775
6 -	33.673	106.6	38.690	88.4	27.795	86.2	38.742	96.6	2:18.900	69.77	5.636	14:34:46.675
7 -	35.700	98.9	39.091	88.0	26.890	86.2	38.948	101.3	2:20.629	68.91	7.365	14:37:07.304
8 -	32.653	108.2	37.786	88.1	25.731	93.5	37.094	101.3	2:13.264 (1)	72.72		14:39:20.568
9 -	33.590	104.5	38.562	88.3	26.149	94.1	37.095	92.8	2:15.396 (2)	71.57	2.132	14:41:35.964

P19 61		Harrison MACKAY				Honda - True Heros Racing / Super Soco						
IDEAL LAP TIME : 2:13.370		BEST LAP TIME : 2:13.518				DIFFERENCE : 0.148						
LAP	SECTOR 1	SECTOR 2		SECTOR 3		SECTOR 4		LAP TIME	MPH	DIFF	TIME OF DAY	
1 -	37.357	99.4	43.332	85.2	30.274	91.3	41.854	101.5	2:32.817	63.41	19.299	14:23:14.781
2 -	36.048	104.6	42.020	86.9	28.787	93.9	40.880	103.0	2:27.735	65.59	14.217	14:25:42.516
3 -	35.936	100.7	42.367	87.6	28.027	94.5	39.197	102.4	2:25.527	66.59	12.009	14:28:08.043
4 -	35.912	105.8	40.602	87.3	27.668	94.9	39.128	103.0	2:23.310	67.62	9.792	14:30:31.353
5 -	34.632	106.8	39.634	85.5	27.047	95.4	38.739	102.6	2:20.052	69.19	6.534	14:32:51.405
6 -	35.109	102.1	38.805	89.0	26.155	96.0	37.220	104.5	2:17.289	70.59	3.771	14:35:08.694
7 -	32.433	107.7	37.806	89.0	26.077	96.1	37.202	103.4	2:13.518 (1)	72.58		14:37:22.212
8 -	32.510	107.8	38.116	89.0	26.249	91.4	37.054	102.9	2:13.929 (2)	72.36	0.411	14:39:36.141
9 -	33.431	106.6	38.522	88.7	26.910	94.9	37.681	102.6	2:16.544 (3)	70.97	3.026	14:41:52.685

P20 9		Bailey STUART-CAMPBELL				Honda - Team 151s						
IDEAL LAP TIME : 2:13.942		BEST LAP TIME : 2:13.942				DIFFERENCE : 0.000						
LAP	SECTOR 1	SECTOR 2		SECTOR 3		SECTOR 4		LAP TIME	MPH	DIFF	TIME OF DAY	
1 -	37.128	106.6	42.327	84.6	27.992	93.9	39.020	101.2	2:26.467	66.16	12.525	14:24:18.559
2 -	35.169	107.5	40.249	85.7	27.503	92.0	37.847	103.8	2:20.768	68.84	6.826	14:26:39.327
3 -	35.244	107.0	42.117	87.6	26.932	91.6	37.313	102.2	2:21.606	68.43	7.664	14:29:00.933
4 -	34.137	107.3	40.252	87.8	27.867	94.7	37.349	104.3	2:19.605	69.41	5.663	14:31:20.538
5 -	34.202	106.0	38.937	87.0	27.031	95.1	36.480	105.8	2:16.650	70.92	2.708	14:33:37.188
6 -	33.362	107.8	39.117	87.3	26.610	96.4	36.548	104.5	2:15.637 (3)	71.45	1.695	14:35:52.825
7 -	33.992	108.5	38.665	86.4	26.498	96.0	35.965	104.0	2:15.120 (2)	71.72	1.178	14:38:07.945
8 -	33.282	108.2	38.421	87.7	26.299	95.1	35.940	104.0	2:13.942 (1)	72.35		14:40:21.887

Weather / Track : Cloudy / Damp

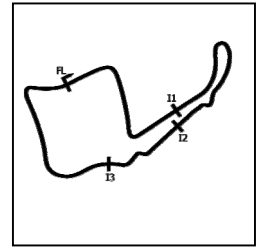
Oulton Park International
Circuit Length = 2.6920 miles
Start: 14:10 Flag 14:40 End: 14:44

MCRCB BULLETIN TK062

2021 Bennetts British Superbike Championship - Round 1

2021 Honda British Talent Cup

FREE PRACTICE 2 - SECTOR ANALYSIS



SECTOR 1 = FL to I1, SECTOR 2 = I1 to I2 SECTOR 3 = I2 to I3, SECTOR 4 = I3 to FL, DIFF = Difference To Personal Best Lap, P = Crossed Finish Line in Pit Lane, D = Time Disallowed

P21 8		Ross MOORE				Honda - B Moore Honda							
IDEAL LAP TIME : 2:13.648		BEST LAP TIME : 2:14.187				DIFFERENCE : 0.539							
LAP	SECTOR 1	SECTOR 2		SECTOR 3		SECTOR 4		LAP TIME	MPH	DIFF	TIME OF DAY		
1 -	36.161	99.2	41.906	85.1	27.823	86.4	39.206	101.2	2:25.096	66.79	10.909	14:23:02.576	
2 -	35.611	103.2	40.691	85.0	26.635	94.3	37.984	99.5	2:20.921	68.77	6.734	14:25:23.497	
3 -	35.096	100.7	40.229	84.7	26.950	94.5	37.976	101.2	2:20.251	69.09	6.064	14:27:43.748	
4 -	35.955	90.5	41.192	84.9	27.204	93.8	IN PIT		2:30.311	P	64.47	16.124	14:30:14.059
5 -	OUTLAP	102.6	39.271	84.9	37.966	64.2	38.896	100.9	3:33.342	45.42	1:19.155	14:33:47.401	
6 -	34.449	103.5	39.203	85.2	26.524	92.8	37.042	102.1	2:17.218	(3)	70.62	3.031	14:36:04.619
7 -	33.614	104.2	38.700	84.8	26.245	93.8	35.628	102.1	2:14.187	(1)	72.22		14:38:18.806
8 -	33.545	103.8	38.470	85.2	26.005	93.9	36.422	101.9	2:14.442	(2)	72.08	0.255	14:40:33.248

P22 14		Evan PENDRILL				Honda - EPRacing / SP125 Racing							
IDEAL LAP TIME : 2:14.341		BEST LAP TIME : 2:15.438				DIFFERENCE : 1.097							
LAP	SECTOR 1	SECTOR 2		SECTOR 3		SECTOR 4		LAP TIME	MPH	DIFF	TIME OF DAY		
1 -	36.520	101.5	40.832	84.7	28.683	92.6	39.571	99.2	2:25.606	66.55	10.168	14:22:57.923	
2 -	35.709	101.8	39.539	83.9	26.564	92.5	38.654	99.8	2:20.466	68.99	5.028	14:25:18.389	
3 -	35.240	102.1	38.479	84.6	26.689	93.2	38.389	99.7	2:18.797	(3)	69.82	3.359	14:27:37.186
4 -	35.154	101.9	40.325	84.3	27.216	91.4	38.085	98.8	2:20.780	68.84	5.342	14:29:57.966	
5 -	34.940	101.9	39.508	85.0	26.893	92.3	37.705	99.1	2:19.046	69.69	3.608	14:32:17.012	
6 -	34.733	100.9	38.926	84.3	26.391	91.4	36.815	99.5	2:16.865	(2)	70.80	1.427	14:34:33.877
7 -	34.390	102.4	38.146	85.0	25.941	93.3	36.961	99.2	2:15.438	(1)	71.55		14:36:49.315
8 -	33.769	103.0	37.816	85.4	25.981	91.3	IN PIT		2:22.477	P	68.02	7.039	14:39:11.792
9 -	OUTLAP	100.1	40.776	81.8	28.040	83.8	40.110	99.4	3:06.623	51.92	51.185	14:42:18.415	

P23 43		Ryan HITCHCOCK				Honda - Wilson Racing							
IDEAL LAP TIME : 2:15.516		BEST LAP TIME : 2:15.516				DIFFERENCE : 0.000							
LAP	SECTOR 1	SECTOR 2		SECTOR 3		SECTOR 4		LAP TIME	MPH	DIFF	TIME OF DAY		
1 -	35.470	104.3	40.287	85.9	27.878	88.7	38.510	98.1	2:22.145	68.17	6.629	14:22:53.893	
2 -	35.418	106.5	39.946	86.2	27.435	92.5	37.940	101.5	2:20.739	68.86	5.223	14:25:14.632	
3 -	34.345	106.8	39.545	86.2	26.841	95.3	37.014	101.8	2:17.745	(3)	70.35	2.229	14:27:32.377
4 -	33.730	106.5	39.173	87.2	27.003	87.8	37.264	101.9	2:17.170	(2)	70.65	1.654	14:29:49.547
5 -	33.489	106.0	38.754	87.2	26.379	94.6	36.894	101.9	2:15.516	(1)	71.51		14:32:05.063
6 -	34.669	104.6	40.960	85.0	27.568	92.5	37.735	100.3	2:20.932	68.76	5.416	14:34:25.995	
7 -	35.240	105.1	40.067	85.5	27.544	85.8	IN PIT		2:29.427	P	64.85	13.911	14:36:55.422
8 -	OUTLAP	105.0	39.585	87.0	26.570	91.9	37.240	100.0	2:46.172	58.32	30.656	14:39:41.594	
9 -	33.536	106.0	39.292	83.6	27.922	86.3	39.738	93.9	2:20.488	68.98	4.972	14:42:02.082	

P24 96		Rossi BANHAM				Honda - MJL Racing							
IDEAL LAP TIME : 2:14.553		BEST LAP TIME : 2:15.711				DIFFERENCE : 1.158							
LAP	SECTOR 1	SECTOR 2		SECTOR 3		SECTOR 4		LAP TIME	MPH	DIFF	TIME OF DAY		
1 -	OUTLAP	98.1	42.574	76.6	29.943	79.7	40.471	93.9	3:01.256	53.46	45.545	14:23:44.820	
2 -	36.392	100.9	41.805	77.7	28.815	86.1	39.768	95.4	2:26.780	66.02	11.069	14:26:11.600	
3 -	36.636	97.3	42.077	76.7	29.271	83.0	39.796	94.5	2:27.780	65.57	12.069	14:28:39.380	
4 -	35.579	101.9	41.766	81.0	27.827	88.7	IN PIT		2:30.261	P	64.49	14.550	14:31:09.641
5 -	OUTLAP	100.4	39.496	82.8	26.978	90.5	37.367	98.8	3:20.143	48.42	1:04.432	14:34:29.784	
6 -	33.782	103.7	38.443	85.4	26.968	87.8	38.396	98.8	2:17.589	(3)	70.43	1.878	14:36:47.373
7 -	34.119	103.4	38.321	83.6	26.503	93.7	36.768	99.5	2:15.711	(1)	71.41		14:39:03.084
8 -	33.295	102.4	37.987	84.7	28.194	87.1	37.657	99.5	2:17.133	(2)	70.67	1.422	14:41:20.217

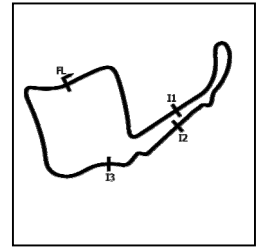
Weather / Track : Cloudy / Damp

Oulton Park International
Circuit Length = 2.6920 miles
Start: 14:10 Flag 14:40 End: 14:44

2021 Bennetts British Superbike Championship - Round 1

2021 Honda British Talent Cup

FREE PRACTICE 2 - SECTOR ANALYSIS



SECTOR 1 = FL to I1, SECTOR 2 = I1 to I2 SECTOR 3 = I2 to I3, SECTOR 4 = I3 to FL, DIFF = Difference To Personal Best Lap, P = Crossed Finish Line in Pit Lane, D = Time Disallowed

P25 99		Peter WILLIS				Honda - WM Racing			
IDEAL LAP TIME : 2:14.907		BEST LAP TIME : 2:16.610				DIFFERENCE : 1.703			
LAP	SECTOR 1	SECTOR 2	SECTOR 3	SECTOR 4	LAP TIME	MPH	DIFF	TIME OF DAY	
1 -	36.310 96.9	42.061 86.8	28.494 84.5	39.462 100.6	2:26.327	66.23	9.717	14:23:03.191	
2 -	35.524 100.6	40.787 87.2	27.161 90.1	38.219 101.8	2:21.691	68.39	5.081	14:25:24.882	
3 -	34.850 97.3	40.534 86.8	26.740 95.3	37.353 103.0	2:19.477	69.48	2.867	14:27:44.359	
4 -	35.585 90.5	41.468 88.6	27.177 88.0	37.867 103.0	2:22.097	68.20	5.487	14:30:06.456	
5 -	34.281 104.8	38.499 87.9	26.773 91.4	37.939 101.3	2:17.492	70.48	0.882	14:32:23.948	
6 -	34.007 100.3	39.078 85.8	26.714 92.5	37.250 101.9	2:17.049 (3)	70.71	0.439	14:34:40.997	
7 -	34.563 101.9	39.755 86.4	26.598 93.4	37.028 102.9	2:17.944	70.25	1.334	14:36:58.941	
8 -	33.094 107.3	39.142 87.7	26.418 91.4	38.072 100.7	2:16.726 (2)	70.88	0.116	14:39:15.667	
9 -	34.587 103.5	38.438 86.7	26.628 96.6	36.957 101.5	2:16.610 (1)	70.94		14:41:32.277	

P26 44		Lucas HILL				Honda - Ashcourt Racing			
IDEAL LAP TIME :		BEST LAP TIME : 2:17.729				DIFFERENCE :			
LAP	SECTOR 1	SECTOR 2	SECTOR 3	SECTOR 4	LAP TIME	MPH	DIFF	TIME OF DAY	
1 -				IN PIT	2:47.003 P	58.03	29.274	14:23:24.585	
2 -					3:12.831	50.25	55.102	14:26:37.417	
3 -					2:25.241	66.72	7.512	14:29:02.658	
4 -					2:25.033	66.82	7.304	14:31:27.691	
5 -					2:21.041	68.71	3.312	14:33:48.732	
6 -					2:19.114 (3)	69.66	1.385	14:36:07.846	
7 -					2:18.589 (2)	69.92	0.860	14:38:26.435	
8 -					2:17.729 (1)	70.36		14:40:44.164	

P27 51		Holly HARRIS				Honda - MJL Racing			
IDEAL LAP TIME : 2:24.460		BEST LAP TIME : 2:25.425				DIFFERENCE : 0.965			
LAP	SECTOR 1	SECTOR 2	SECTOR 3	SECTOR 4	LAP TIME	MPH	DIFF	TIME OF DAY	
1 -	38.412 100.6	45.660 78.4	30.369 79.1	43.485 94.9	2:37.926	61.36	12.501	14:23:22.726	
2 -	38.262 99.7	45.402 80.5	30.126 81.5	IN PIT	2:44.951 P	58.75	19.526	14:26:07.677	
3 -	OUTLAP	43.706 82.3	28.225 83.7	40.640 96.8	3:20.868	48.24	55.443	14:29:28.545	
4 -	37.054 99.7	42.390 83.2	27.958 85.1	40.327 96.1	2:27.729	65.60	2.304	14:31:56.274	
5 -	36.285 102.6	42.819 83.0	28.144 85.8	39.367 97.5	2:26.615 (3)	66.10	1.190	14:34:22.889	
6 -	35.789 103.4	42.349 83.3	27.638 87.0	40.934 96.2	2:26.710	66.05	1.285	14:36:49.599	
7 -	36.662 101.5	42.263 81.6	27.965 85.7	39.098 98.3	2:25.988 (2)	66.38	0.563	14:39:15.587	
8 -	36.538 100.4	42.097 83.7	27.854 88.5	38.936 99.2	2:25.425 (1)	66.64		14:41:41.012	

P28 22		Anthony EAGLE				Honda - Microlise Cresswell Racing			
IDEAL LAP TIME : 2:25.812		BEST LAP TIME : 2:26.839				DIFFERENCE : 1.027			
LAP	SECTOR 1	SECTOR 2	SECTOR 3	SECTOR 4	LAP TIME	MPH	DIFF	TIME OF DAY	
1 -	37.808 98.6	44.753 79.8	30.234 86.4	40.911 95.8	2:33.706	63.05	6.867	14:23:11.678	
2 -	36.661 96.5	43.581 79.7	28.494 89.7	41.209 98.1	2:29.945 (3)	64.63	3.106	14:25:41.623	
3 -	36.413 94.2	44.572 78.9	29.271 88.5	IN PIT	2:44.940 P	58.75	18.101	14:28:26.563	
4 -	OUTLAP	43.866 80.3	29.509 87.1	41.681 95.7	3:02.520	53.09	35.681	14:31:29.083	
5 -	36.814 95.7	43.832 80.2	29.229 88.3	40.393 95.7	2:30.268	64.49	3.429	14:33:59.351	
6 -	35.997 99.7	41.962 82.7	28.173 87.3	40.707 96.1	2:26.839 (1)	65.99		14:36:26.190	
7 -	35.466 100.9	42.461 81.1	27.991 88.6	41.391 96.9	2:27.309 (2)	65.78	0.470	14:38:53.499	
8 -	35.985 99.8	42.802 79.7	30.167 87.2	41.598 95.8	2:30.552	64.37	3.713	14:41:24.051	

MCRCB BULLETIN TK064**2021 Bennetts British Superbike Championship - Round 1****2021 Honda British Talent Cup****FREE PRACTICE 2 - BEST SPEEDS**

POS	INTERMEDIATE 1			INTERMEDIATE 2			INTERMEDIATE 3			FINISH LINE		
	NO	NAME	MPH	NO	NAME	MPH	NO	NAME	MPH	NO	NAME	MPH
1	57	GARNESS	113.5	57	GARNESS	92.4	21	JEFFREY	99.8	21	JEFFREY	107.8
2	67	O'GORMAN	111.8	21	JEFFREY	90.8	57	GARNESS	99.5	24	BUCHANAN	106.5
3	4	MOUNSEY	111.1	67	O'GORMAN	89.9	67	O'GORMAN	99.4	52	BELFORD	106.5
4	74	BROWN	110.3	4	MOUNSEY	89.4	4	MOUNSEY	99.2	67	O'GORMAN	106.1
5	66	DOBSON	109.4	66	DOBSON	89.4	7	LYONS	97.6	9	STUART-CAMPBELL	105.8
6	29	BROWN	109.2	61	MACKAY	89.0	66	DOBSON	97.3	66	DOBSON	105.5
7	53	VEIJER	109.2	52	BELFORD	88.8	48	WALKER	97.3	57	GARNESS	105.3
8	21	JEFFREY	108.9	99	WILLIS	88.6	29	BROWN	97.2	4	MOUNSEY	105.1
9	24	BUCHANAN	108.5	7	LYONS	88.4	34	COOK	97.1	7	LYONS	105.1
10	9	STUART-CAMPBELL	108.5	53	VEIJER	88.4	52	BELFORD	97.1	74	BROWN	104.6
11	34	COOK	108.4	74	BROWN	88.3	74	BROWN	96.9	2	COATES	104.5
12	52	BELFORD	108.2	2	COATES	88.1	15	CROSBY	96.6	61	MACKAY	104.5
13	7	LYONS	107.8	9	STUART-CAMPBELL	87.8	99	WILLIS	96.6	29	BROWN	104.0
14	61	MACKAY	107.8	34	COOK	87.7	24	BUCHANAN	96.4	34	COOK	103.8
15	2	COATES	107.7	29	BROWN	87.7	9	STUART-CAMPBELL	96.4	15	CROSBY	103.8
16	15	CROSBY	107.5	24	BUCHANAN	87.7	61	MACKAY	96.1	55	DESSOY	103.7
17	99	WILLIS	107.3	15	CROSBY	87.3	2	COATES	96.0	5	JOHNSON	103.4
18	48	WALKER	107.2	48	WALKER	87.2	55	DESSOY	95.7	48	WALKER	103.2
19	43	HITCHCOCK	106.8	43	HITCHCOCK	87.2	43	HITCHCOCK	95.3	99	WILLIS	103.0
20	41	HOPKINS	106.5	23	STEPHENSON	87.1	23	STEPHENSON	94.7	23	STEPHENSON	102.6
21	23	STEPHENSON	106.3	5	JOHNSON	86.7	5	JOHNSON	94.6	53	VEIJER	102.4
22	5	JOHNSON	106.0	55	DESSOY	86.4	8	MOORE	94.5	8	MOORE	102.1
23	55	DESSOY	106.0	41	HOPKINS	85.5	53	VEIJER	94.1	43	HITCHCOCK	101.9
24	8	MOORE	104.2	14	PENDRILL	85.4	96	BANHAM	93.7	14	PENDRILL	99.8
25	96	BANHAM	103.7	96	BANHAM	85.4	14	PENDRILL	93.3	96	BANHAM	99.5
26	51	HARRIS	103.4	8	MOORE	85.2	41	HOPKINS	92.0	51	HARRIS	99.2
27	14	PENDRILL	103.0	51	HARRIS	83.7	22	EAGLE	89.7	41	HOPKINS	98.6
28	22	EAGLE	100.9	22	EAGLE	82.7	51	HARRIS	88.5	22	EAGLE	98.1
29	33	CUNNINGHAM	86.8	33	CUNNINGHAM	81.3	33	CUNNINGHAM	86.3			
30												

Weather / Track : Cloudy / Damp

Oulton Park International
Circuit Length = 2.6920 miles
Start: 14:10 Flag 14:40 End: 14:44

Results can be found at www.tsl-timing.com

Printed - 14:47 Friday, 25 June 2021

MCRCB BULLETIN TK065

2021 Bennetts British Superbike Championship - Round 1

2021 Honda British Talent Cup

FREE PRACTICE 2 - STATISTICS

Competitors Started 30
Planned Start 2021-06-25 @ 14:10:00.000
Actual Start 2021-06-25 @ 14:10:00.000
Finish Time 2021-06-25 @ 14:40:00.000
Track Length 2.6920mi.
Total Laps 238
Total Distance Covered 640.7027mi.

Session Fastest Lap History

NO	NAME	LAP TIME	TIME OF DAY	LAP	VEHICLE
34	James COOK	2:07.493	14:22:16.288	1	Honda
34	James COOK	2:07.289	14:24:23.579	2	Honda
34	James COOK	2:06.855	14:28:39.071	4	Honda
7	Jamie LYONS	2:06.345	14:28:43.662	4	Honda
34	James COOK	2:04.317	14:30:43.387	5	Honda
34	James COOK	2:03.154	14:34:50.946	7	Honda

Flag History

TYPE	TIME OF DAY
GREEN	14:10:00.000
FINISH	14:40:00.000

Flag Statistics

TYPE	COUNT	TOTAL LAPS	TOTAL TIME
Green	1	10	34:55.578
Red	0	0	0.000
Safety Car	0	0	0.000
FCY	0	0	0.000

Weather / Track : Cloudy / Damp

Results can be found at www.tsl-timing.com

Oulton Park International
Circuit Length = 2.6920 miles
Start: 14:10 Flag 14:40 End: 14:44

Printed - 14:47 Friday, 25 June 2021

MCRCB BULLETIN TK066

2021 Bennetts British Superbike Championship - Round 1

2021 Honda British Talent Cup

FREE PRACTICE 2 - SESSION NOTES

TIME	MESSAGE
14:10:01	PITLANE OPEN
14:11:02	PITLANE CLOSED
14:13:37	30 SECONDS TO WARM UP LAP
14:14:13	GREEN FLAG
14:15:03	
14:15:06	GREEN FLAG - WARM UP LAP
14:16:45	RACE START
14:20:48	NO. 33 - FALLER AT T16 LODGE - RIDER OK
14:21:47	#44 - NO WORKING TRANSPONDER
14:21:53	NO. 74 - FALLER AT T10/11 HIZZYS - RIDER OK
14:21:54	NO. 33 - FALLER AT T16 LODGE - RIDER OK
14:22:13	#44 - NO WORKING TRANSPONDER
14:22:13	#44 NO WORKING TRANSPONDER
14:22:31	NO. 74 - FALLER AT T10/11 HIZZYS - RIDER OK
14:30:44	NO. 57 - FALLER AT T10/11 HIZZYS - RIDER OK
14:36:59	NO.2 EXCEEDED TRACK LIMITS TURN T1 - LAP TIME CANCELLED
14:40:45	NO. 34 - FALLER AT T10/11 HIZZYS - RIDER OK

Weather / Track : Cloudy / Damp

Results can be found at www.tsl-timing.com

Oulton Park International
Circuit Length = 2.6920 miles
Start: 14:10 Flag 14:40 End: 14:44

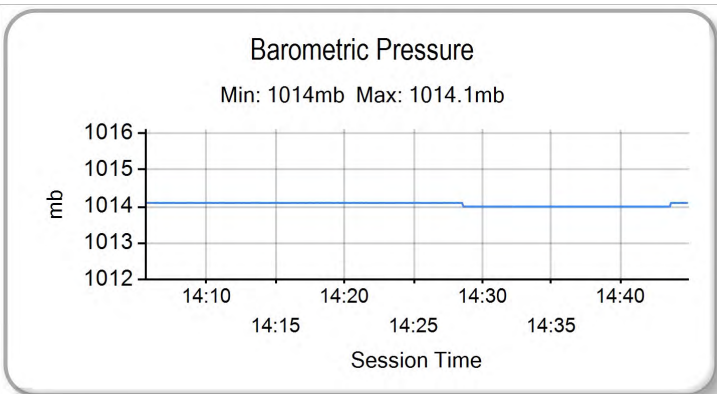
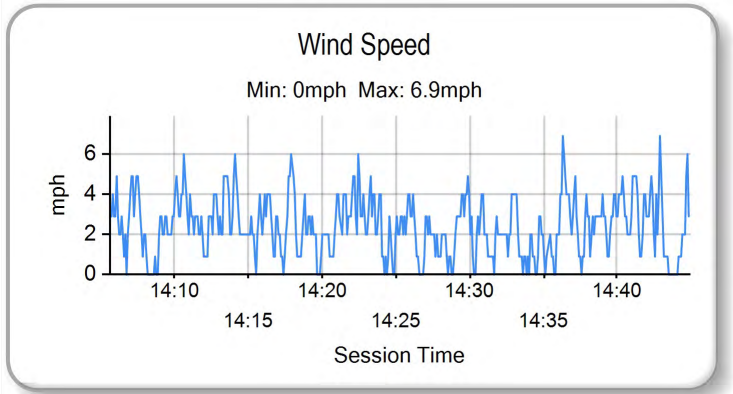
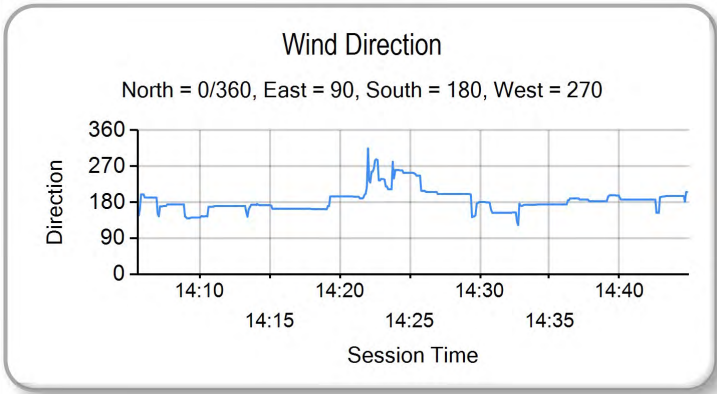
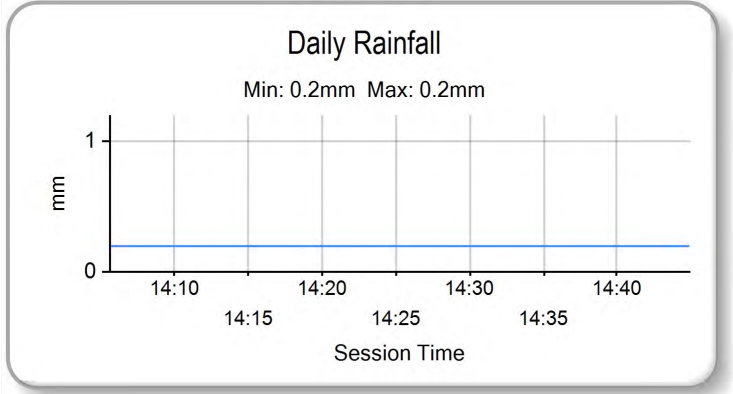
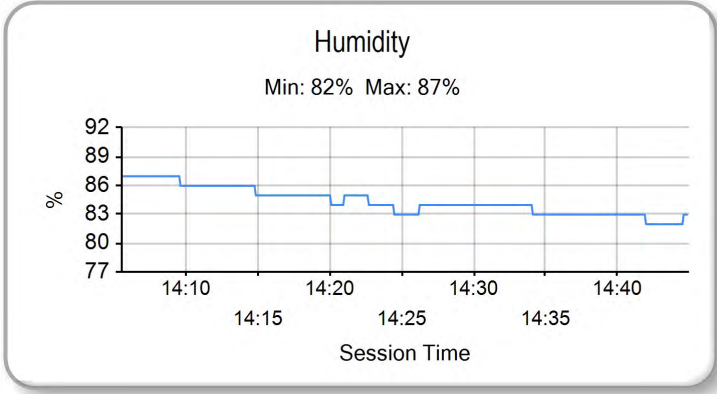
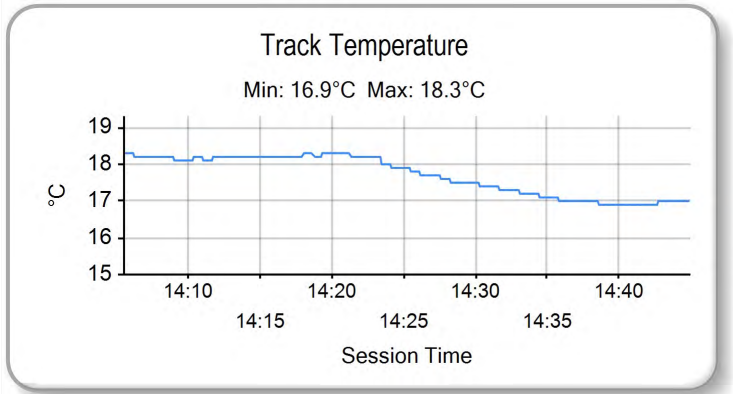
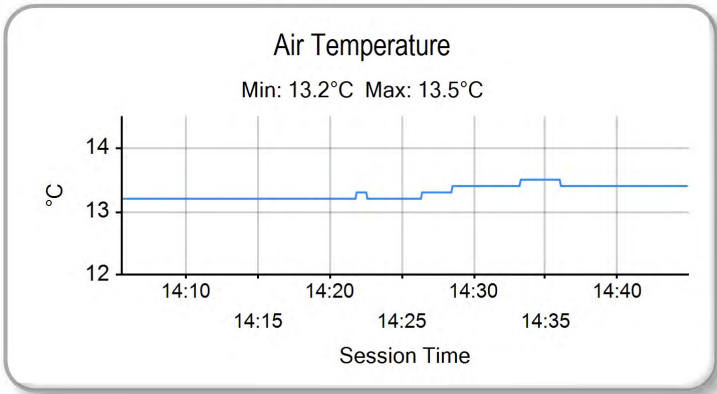
Printed - 14:48 Friday, 25 June 2021

MCRCB BULLETIN TK067

2021 Bennetts British Superbike Championship - Round 1

2021 Honda British Talent Cup

FREE PRACTICE 2 - WEATHER CONDITIONS



Weather / Track : Cloudy / Damp

Results can be found at www.tsl-timing.com

Oulton Park International
Circuit Length = 2.6920 miles
Start: 14:10 Flag 14:40 End: 14:44

Printed - 14:49 Friday, 25 June 2021

FREE PRACTICE 3 - CLASSIFICATION

POS	NO	NAME	NAT	ENTRY	TIME	ON	LAPS	GAP	DIFF	MPH
1	74	Carter BROWN	GBR	Honda - City Lifting / RS Racing	1:50.484	11	11			87.71
2	67	Casey O'GORMAN	GBR	Honda - Microlise Cresswell Racing	1:51.295	10	11	0.811	0.811	87.07
3	34	James COOK	GBR	Honda - Wilson Racing	1:51.694	11	11	1.210	0.399	86.76
4	4	Sullivan MOUNSEY	GBR	Honda - iForce Lloyd & Jones	1:51.722	10	10	1.238	0.028	86.74
5	52	Evan BELFORD	GBR	Honda - City Lifting by RS Racing	1:51.743	10	10	1.259	0.021	86.72
6	7	Jamie LYONS	GBR	Honda - C&M Motors Ltd / Tooltec Racing	1:51.828	10	10	1.344	0.085	86.66
7	48	Ollie WALKER	GBR	Honda - Moto Rapido / SP125 Racing	1:52.135	9	9	1.651	0.307	86.42
8	15	Harrison CROSBY	GBR	Honda - Banks Racing	1:52.343	9	10	1.859	0.208	86.26
9	96	Rossi BANHAM	GBR	Honda - MJL Racing	1:53.156	6	8	2.672	0.813	85.64
10	57	Johnny GARNES	GBR	Honda - City Lifting by RS Racing	1:53.821	5	6	3.337	0.665	85.14
11	66	Rossi DOBSON	GBR	Honda - WM Racing	1:53.903	9	10	3.419	0.082	85.08
12	23	Rhys STEPHENSON	GBR	Honda - Rocket Racing	1:54.084	10	10	3.600	0.181	84.94
13	43	Ryan HITCHCOCK	GBR	Honda - Wilson Racing	1:54.099	7	11	3.615	0.015	84.93
14	14	Evan PENDRILL	GBR	Honda - EPRacing / SP125 Racing	1:54.688	6	6	4.204	0.589	84.50
15	9	Bailey STUART-CAMPBELL	GBR	Honda - Team 151s	1:54.720	8	11	4.236	0.032	84.47
16	24	Cormac BUCHANAN	NZL	Honda - Microlise Cresswell Racing	1:54.985	4	4	4.501	0.265	84.28
17	5	Mason JOHNSON	GBR	Honda - Johnson Racing	1:55.167	5	6	4.683	0.182	84.14
18	29	Lucas BROWN	GBR	Honda - Amphibian Scaffolding / SP125 Racing	1:55.569	8	11	5.085	0.402	83.85
19	21	Troy JEFFREY	GBR	Honda - Stiggymotorsport	1:55.700	3	9	5.216	0.131	83.76
20	33	JJ CUNNINGHAM	GBR	Honda - JCRsupersport	1:55.876	8	10	5.392	0.176	83.63
21	55	Harrison DESSOY	GBR	Honda - Thorneycroft56 Racing	1:55.914	9	10	5.430	0.038	83.60
22	41	Luca HOPKINS	GBR	Honda - Wilson Racing	1:56.270	10	10	5.786	0.356	83.35
23	44	Lucas HILL	GBR	Honda - Ashcourt Racing	1:56.478	10	10	5.994	0.208	83.20
24	61	Harrison MACKAY	GBR	Honda - True Heros Racing / Super Soco	1:56.675	5	10	6.191	0.197	83.06
25	2	Rhys COATES	GBR	Honda - Ernie Coates Race Support / SP125 Racing	1:57.392	9	10	6.908	0.717	82.55
26	99	Peter WILLIS	GBR	Honda - WM Racing	1:57.537	10	10	7.053	0.145	82.45
27	53	Kiyano VEIJER	NLD	Honda - Microlise Cresswell Racing	1:58.147	8	9	7.663	0.610	82.02
28	8	Ross MOORE	GBR	Honda - B Moore Honda	1:58.593	10	10	8.109	0.446	81.71

QUALIFYING LAPTIME (110.0% of 1:50.484) = 2:01.532

29	51	Holly HARRIS	GBR	Honda - MJL Racing	2:04.083	9	10	13.599	5.490	78.10
30	22	Anthony EAGLE	GBR	Honda - Microlise Cresswell Racing	2:06.734	6	9	16.250	2.651	76.46

#52 - Lap 2 time cancelled - Exceeded track limits at turn 3.

#8 - Lap 2 time cancelled - Exceeded track limits at turn 1

#67 - Lap 4 time cancelled - Exceeded track limits at turn 3.

#15 - Lap 5 time cancelled - Exceeded track limits at turn 1.

#33 - Lap 5 time cancelled - Exceeded track limits at turn 3.

#61 - Lap 6 time cancelled - Exceeded track limits at turn 1.

Weather / Track : Bright / Dry

These results are provisional until the conclusion of any judicial and technical matters.

Oulton Park International

Circuit Length = 2.6920 miles

Start: 09:02 Flag 09:22 End: 09:24

Race Director : Stuart Higgs

Stewards :

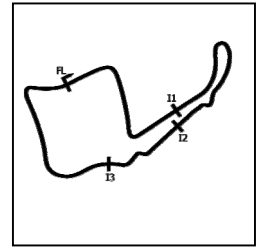
Timekeeper : Richard Evans

MCRCB BULLETIN TK109

2021 Bennetts British Superbike Championship - Round 1

2021 Honda British Talent Cup

FREE PRACTICE 3 - SECTOR ANALYSIS



SECTOR 1 = FL to I1, SECTOR 2 = I1 to I2 SECTOR 3 = I2 to I3, SECTOR 4 = I3 to FL, DIFF = Difference To Personal Best Lap, P = Crossed Finish Line in Pit Lane, D = Time Disallowed

P1 74		Carter BROWN				Honda - City Lifting / RS Racing			
IDEAL LAP TIME : 1:50.130		BEST LAP TIME : 1:50.484				DIFFERENCE : 0.354			
LAP	SECTOR 1	SECTOR 2	SECTOR 3	SECTOR 4	LAP TIME	MPH	DIFF	TIME OF DAY	
1 -	OUTLAP	103.0	34.443	86.7	23.551	96.9	31.574	104.5	09:04:01.743
2 -	28.790	112.0	31.766	91.5	23.156	100.9	30.820	106.6	1:54.532 84.61 4.048 09:05:56.275
3 -	28.085	112.4	31.939	91.4	22.307	100.6	30.822	107.8	1:53.153 85.64 2.669 09:07:49.428
4 -	27.983	113.1	31.223	90.1	22.098	101.0	31.089	106.0	1:52.393 86.22 1.909 09:09:41.821
5 -	28.275	111.2	31.196	91.4	21.881	101.9	30.587	108.2	1:51.939 86.57 1.455 09:11:33.760
6 -	27.827	112.0	31.021	91.0	21.854	101.2	30.808	107.2	1:51.510 86.90 1.026 09:13:25.270
7 -	27.552	112.7	31.192	91.9	22.006	100.9	30.578	107.7	1:51.328 (3) 87.05 0.844 09:15:16.598
8 -	27.474	113.7	30.744	89.8	21.833	101.2	30.641	107.5	1:50.692 (2) 87.55 0.208 09:17:07.290
9 -	27.612	113.9	31.206	91.4	22.020	100.9	30.906	106.3	1:51.744 86.72 1.260 09:18:59.034
10 -	27.523	112.7	31.207	91.6	22.274	98.2	30.727	108.2	1:51.731 86.73 1.247 09:20:50.765
11 -	27.368	114.1	30.523	90.6	21.661	102.4	30.932	104.5	1:50.484 (1) 87.71 09:22:41.249

P2 67		Casey O'GORMAN				Honda - Microlise Cresswell Racing			
IDEAL LAP TIME : 1:50.803		BEST LAP TIME : 1:51.295				DIFFERENCE : 0.492			
LAP	SECTOR 1	SECTOR 2	SECTOR 3	SECTOR 4	LAP TIME	MPH	DIFF	TIME OF DAY	
1 -	OUTLAP	108.0	33.586	90.4	23.559	98.1	31.921	109.1	09:04:49.469
2 -	28.369	112.5	31.820	94.1	22.873	100.6	31.091	109.6	1:54.153 84.89 2.858 09:06:43.622
3 -	27.986	112.9	31.853	91.9	22.408	100.6	31.198	109.1	1:53.445 85.42 2.150 09:08:37.067
4 -	27.944	111.2	32.583	92.3	22.378	100.7	30.977	108.2	1:53.882 D 85.09 2.587 09:10:30.949
5 -	27.934	111.6	31.047	92.8	22.029	100.7	30.827	108.2	1:51.837 86.65 0.542 09:12:22.786
6 -	27.618	112.9	31.455	92.4	22.067	100.6	30.886	107.3	1:52.026 86.50 0.731 09:14:14.812
7 -	27.699	112.5	30.816	92.5	22.917	101.0	31.182	107.3	1:52.614 86.05 1.319 09:16:07.426
8 -	27.732	112.2	31.031	91.5	22.091	101.2	31.584	107.3	1:52.438 86.19 1.143 09:17:59.864
9 -	27.880	112.2	30.691	91.8	22.150	100.3	30.973	107.2	1:51.694 (3) 86.76 0.399 09:19:51.558
10 -	27.496	112.9	31.019	91.6	22.020	99.8	30.760	107.8	1:51.295 (1) 87.07 09:21:42.853
11 -	27.578	111.6	30.641	92.3	22.665	100.1	30.646	107.2	1:51.530 (2) 86.89 0.235 09:23:34.383

P3 34		James COOK				Honda - Wilson Racing			
IDEAL LAP TIME : 1:51.207		BEST LAP TIME : 1:51.694				DIFFERENCE : 0.487			
LAP	SECTOR 1	SECTOR 2	SECTOR 3	SECTOR 4	LAP TIME	MPH	DIFF	TIME OF DAY	
1 -	OUTLAP	108.4	34.787	89.7	23.746	100.4	32.664	107.5	09:04:09.954
2 -	29.441	112.5	33.256	89.9	22.830	99.8	31.542	107.0	1:57.069 82.78 5.375 09:06:07.023
3 -	29.568	112.2	31.799	91.0	22.366	100.0	31.250	106.0	1:54.983 84.28 3.289 09:08:02.006
4 -	27.915	113.7	32.096	93.3	22.151	101.6	30.992	107.7	1:53.154 85.64 1.460 09:09:55.160
5 -	28.053	111.1	31.472	89.7	22.284	99.7	31.196	106.8	1:53.005 85.75 1.311 09:11:48.165
6 -	27.885	111.8	31.329	89.9	22.297	99.5	31.151	105.8	1:52.662 86.02 0.968 09:13:40.827
7 -	27.785	111.6	31.025	90.8	21.974	99.5	30.946	106.5	1:51.730 (2) 86.73 0.036 09:15:32.557
8 -	27.443	112.0	31.138	90.4	22.613	99.5	31.037	104.8	1:52.231 (3) 86.35 0.537 09:17:24.788
9 -	30.455	82.5	31.902	88.5	22.467	98.9	31.665	107.3	1:56.489 83.19 4.795 09:19:21.277
10 -	27.426	113.5	32.700	91.1	22.496	94.3	34.697	102.7	1:57.319 82.60 5.625 09:21:18.596
11 -	27.857	112.2	30.987	90.8	22.030	99.1	30.820	106.8	1:51.694 (1) 86.76 09:23:10.290

P4 4		Sullivan MOUNSEY				Honda - iForce Lloyd & Jones			
IDEAL LAP TIME : 1:51.616		BEST LAP TIME : 1:51.722				DIFFERENCE : 0.106			
LAP	SECTOR 1	SECTOR 2	SECTOR 3	SECTOR 4	LAP TIME	MPH	DIFF	TIME OF DAY	
1 -	OUTLAP	109.1	34.702	91.3	23.586	99.7	33.532	107.5	09:05:33.300
2 -	29.488	112.5	32.519	92.0	22.951	100.1	31.994	108.0	1:56.952 82.86 5.230 09:07:30.252
3 -	28.910	112.4	32.249	92.3	22.630	101.0	31.613	108.0	1:55.402 83.97 3.680 09:09:25.654
4 -	28.489	112.7	31.773	93.8	22.452	101.2	31.508	107.3	1:54.222 84.84 2.500 09:11:19.876
5 -	28.358	112.9	31.748	93.3	22.571	101.3	31.365	107.7	1:54.042 84.98 2.320 09:13:13.918
6 -	28.114	113.5	31.557	93.5	22.076	101.0	31.240	107.8	1:52.987 (2) 85.77 1.265 09:15:06.905
7 -	27.875	112.9	31.910	91.8	22.216	102.4	31.629	107.8	1:53.630 85.28 1.908 09:17:00.535
8 -	27.963	113.1	31.927	92.1	22.290	101.0	31.154	108.4	1:53.334 (3) 85.51 1.612 09:18:53.869
9 -	27.973	113.3	35.450	62.3	24.157	102.9	30.767	109.2	1:58.347 81.88 6.625 09:20:52.216
10 -	27.724	114.7	31.065	94.3	22.060	103.0	30.873	108.0	1:51.722 (1) 86.74 09:22:43.938

Weather / Track : Bright / Dry

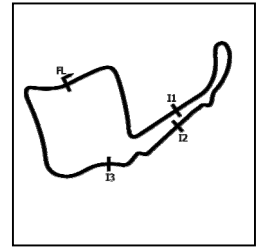
Oulton Park International
Circuit Length = 2.6920 miles
Start: 09:02 Flag 09:22 End: 09:24

MCRCB BULLETIN TK109

2021 Bennetts British Superbike Championship - Round 1

2021 Honda British Talent Cup

FREE PRACTICE 3 - SECTOR ANALYSIS



SECTOR 1 = FL to I1, SECTOR 2 = I1 to I2, SECTOR 3 = I2 to I3, SECTOR 4 = I3 to FL, DIFF = Difference To Personal Best Lap, P = Crossed Finish Line in Pit Lane, D = Time Disallowed

P5 52		Evan BELFORD		Honda - City Lifting by RS Racing									
IDEAL LAP TIME : 1:51.499		BEST LAP TIME : 1:51.743		DIFFERENCE : 0.244									
LAP	SECTOR 1	SECTOR 2	SECTOR 3	SECTOR 4	LAP TIME	MPH	DIFF	TIME OF DAY					
1 -	OUTLAP	108.9	34.753	91.4	23.280	100.7	31.876	108.7					09:04:03.545
2 -	28.511	109.6	32.411	92.8	22.686	101.5	31.521	108.0	4:55.129	D	84.17	3.386	09:05:58.674
3 -	29.165	96.6	33.054	93.2	22.346	101.3	31.026	109.4	1:55.591		83.84	3.848	09:07:54.265
4 -	27.942	112.4	31.550	92.3	22.000	102.2	30.918	109.1	1:52.410		86.21	0.667	09:09:46.675
5 -	27.798	113.1	31.210	93.7	22.123	102.2	31.053	109.4	1:52.184	(3)	86.38	0.441	09:11:38.859
6 -	28.075	113.1	31.455	93.7	22.346	100.1	31.263	108.5	1:53.139		85.65	1.396	09:13:31.998
7 -	27.601	113.5	31.141	93.7	21.962	101.8	31.292	106.5	1:51.996	(2)	86.53	0.253	09:15:23.994
8 -	30.016	91.5	36.130	87.4	23.743	93.8	IN PIT		2:14.321	P	72.15	22.578	09:17:38.315
9 -	OUTLAP	87.4	34.327	82.0	23.532	101.0	31.333	108.5	3:13.387		50.11	1:21.644	09:20:51.702
10 -	27.798	113.1	31.082	92.8	21.898	101.9	30.965	108.4	1:51.743	(1)	86.72		09:22:43.445

P6 7		Jamie LYONS		Honda - C&M Motors Ltd / Tooltec Racing									
IDEAL LAP TIME : 1:51.828		BEST LAP TIME : 1:51.828		DIFFERENCE : 0.000									
LAP	SECTOR 1	SECTOR 2	SECTOR 3	SECTOR 4	LAP TIME	MPH	DIFF	TIME OF DAY					
1 -	OUTLAP	106.0	35.281	88.3	23.867	95.4	34.205	104.3					09:05:01.547
2 -	29.136	109.4	32.579	88.6	22.968	97.9	31.508	105.6	1:56.191		83.40	4.363	09:06:57.738
3 -	28.609	109.8	32.027	91.1	22.617	98.3	31.308	106.1	1:54.561		84.59	2.733	09:08:52.299
4 -	28.213	110.1	31.687	91.0	22.431	100.7	31.711	106.0	1:54.042		84.98	2.214	09:10:46.341
5 -	28.316	110.7	32.513	87.4	22.659	99.8	31.019	107.5	1:54.507		84.63	2.679	09:12:40.848
6 -	28.254	110.5	31.370	91.1	22.298	99.5	31.073	105.6	1:52.995	(2)	85.76	1.167	09:14:33.843
7 -	28.206	110.3	31.750	89.5	23.273	97.8	IN PIT		2:02.956	P	78.81	11.128	09:16:36.799
8 -	OUTLAP	103.2	34.509	88.4	23.162	97.5	31.934	104.8	2:32.793		63.42	40.965	09:19:09.592
9 -	28.104	110.5	31.500	91.4	22.545	99.1	31.116	105.8	1:53.265	(3)	85.56	1.437	09:21:02.857
10 -	27.891	110.9	31.054	90.8	22.165	99.1	30.718	106.3	1:51.828	(1)	86.66		09:22:54.685

P7 48		Ollie WALKER		Honda - Moto Rapido / SP125 Racing									
IDEAL LAP TIME : 1:51.800		BEST LAP TIME : 1:52.135		DIFFERENCE : 0.335									
LAP	SECTOR 1	SECTOR 2	SECTOR 3	SECTOR 4	LAP TIME	MPH	DIFF	TIME OF DAY					
1 -	OUTLAP	108.5	34.691	90.9	23.429	99.7	32.070	107.3					09:04:05.140
2 -	28.454	112.7	32.345	92.5	22.457	101.3	31.714	108.5	1:54.970		84.29	2.835	09:06:00.110
3 -	28.269	112.5	31.868	91.6	22.197	100.6	31.095	108.0	1:53.429		85.43	1.294	09:07:53.539
4 -	27.836	111.8	31.646	92.1	22.155	100.7	31.130	108.2	1:52.767		85.94	0.632	09:09:46.306
5 -	27.788	112.2	31.372	92.3	22.093	101.5	31.099	108.2	1:52.352	(3)	86.25	0.217	09:11:38.658
6 -	27.960	112.9	31.300	92.3	21.994	101.5	31.010	108.4	1:52.264	(2)	86.32	0.129	09:13:30.922
7 -	27.732	112.9	31.449	91.6	22.017	101.0	IN PIT		2:03.029	P	78.77	10.894	09:15:33.951
8 -	OUTLAP	110.9	31.941	90.6	22.277	100.9	31.127	108.0	4:56.247		32.71	3:04.112	09:20:30.198
9 -	27.845	111.4	31.380	91.8	22.136	100.9	30.774	108.7	1:52.135	(1)	86.42		09:22:22.333

P8 15		Harrison CROSBY		Honda - Banks Racing									
IDEAL LAP TIME : 1:52.324		BEST LAP TIME : 1:52.343		DIFFERENCE : 0.019									
LAP	SECTOR 1	SECTOR 2	SECTOR 3	SECTOR 4	LAP TIME	MPH	DIFF	TIME OF DAY					
1 -	OUTLAP	100.7	34.496	89.2	23.755	97.2	33.588	105.3					09:04:09.052
2 -	29.128	111.8	32.499	89.4	22.813	99.2	31.980	105.6	1:56.420		83.24	4.077	09:06:05.472
3 -	29.297	110.7	31.789	89.7	22.512	99.7	31.446	106.0	1:55.044		84.23	2.701	09:08:00.516
4 -	28.589	109.1	31.742	90.3	22.375	99.2	31.371	103.2	1:54.077	(3)	84.95	1.734	09:09:54.593
5 -	30.865	99.2	34.180	88.3	23.080	96.1	31.844	106.1	4:59.969	D	80.78	7.626	09:11:54.562
6 -	30.129	87.7	34.131	86.9	26.715	90.8	IN PIT		2:08.343	P	75.51	16.000	09:14:02.905
7 -	OUTLAP	105.0	31.854	89.7	22.657	99.2	31.459	105.5	2:29.547		64.80	37.204	09:16:32.452
8 -	28.108	110.7	31.080	90.8	22.318	96.8	31.167	106.8	1:52.673	(2)	86.01	0.330	09:18:25.125
9 -	27.967	111.1	30.981	90.3	22.209	100.1	31.186	105.5	1:52.343	(1)	86.26		09:20:17.468
10 -	28.830	107.3	31.838	89.1	22.723	96.6	32.059	104.3	1:55.450		83.94	3.107	09:22:12.918

Weather / Track : Bright / Dry

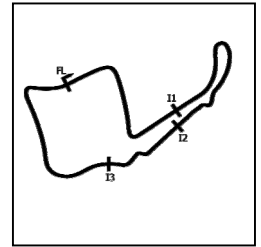
Oulton Park International
Circuit Length = 2.6920 miles
Start: 09:02 Flag 09:22 End: 09:24

MCRCB BULLETIN TK109

2021 Bennetts British Superbike Championship - Round 1

2021 Honda British Talent Cup

FREE PRACTICE 3 - SECTOR ANALYSIS



SECTOR 1 = FL to I1, SECTOR 2 = I1 to I2 SECTOR 3 = I2 to I3, SECTOR 4 = I3 to FL, DIFF = Difference To Personal Best Lap, P = Crossed Finish Line in Pit Lane, D = Time Disallowed

P9 96		Rossi BANHAM				Honda - MJL Racing						
IDEAL LAP TIME : 1:53.081		BEST LAP TIME : 1:53.156				DIFFERENCE : 0.075						
LAP	SECTOR 1	SECTOR 2		SECTOR 3		SECTOR 4		LAP TIME	MPH	DIFF	TIME OF DAY	
1 -	OUTLAP	107.5	33.903	89.9	23.409	98.6	32.805	104.2			09:04:08.423	
2 -	29.203	109.4	33.121	90.0	22.661	97.8	31.886	104.0	1:56.871	82.92	3.715	09:06:05.294
3 -	29.296	108.7	32.076	90.3	22.846	98.2	31.591	105.0	1:55.809	83.68	2.653	09:08:01.103
4 -	28.493	109.8	31.952	90.0	22.405	98.2	31.466	104.6	1:54.316	84.77	1.160	09:09:55.419
5 -	28.280	109.2	31.427	89.1	22.450	98.6	31.458	104.3	1:53.615 (2)	85.29	0.459	09:11:49.034
6 -	28.132	110.7	31.439	90.0	22.215	98.5	31.370	104.6	1:53.156 (1)	85.64		09:13:42.190
7 -	28.276	110.3	31.924	89.4	22.379	97.6	31.307	105.0	1:53.886 (3)	85.09	0.730	09:15:36.076
8 -	28.191	109.2	31.532	90.0	23.105	98.5	31.426	104.3	1:54.254	84.82	1.098	09:17:30.330

P10 57		Johnny GARNES				Honda - City Lifting by RS Racing						
IDEAL LAP TIME : 1:53.606		BEST LAP TIME : 1:53.821				DIFFERENCE : 0.215						
LAP	SECTOR 1	SECTOR 2		SECTOR 3		SECTOR 4		LAP TIME	MPH	DIFF	TIME OF DAY	
1 -	OUTLAP	114.7	33.800	94.3	22.901	102.1	31.791	109.6			09:04:02.153	
2 -	28.945	114.7	34.437	51.9	41.385	72.8	IN PIT	2:36.318 P	61.99	42.497	09:06:38.471	
3 -	OUTLAP	113.3	33.870	94.6	22.673	104.0	31.656	110.5	10:47.442	14.96	8:53.621	09:17:25.913
4 -	28.539	115.5	31.999	95.1	22.336	103.7	31.373	110.1	1:54.247 (2)	84.82	0.426	09:19:20.160
5 -	28.219	115.1	32.214	94.6	22.104	103.4	31.284	109.4	1:53.821 (1)	85.14		09:21:13.981
6 -	28.479	115.3	32.933	90.4	22.634	102.9	31.477	108.4	1:55.523 (3)	83.89	1.702	09:23:09.504

P11 66		Rossi DOBSON				Honda - WM Racing						
IDEAL LAP TIME : 1:53.811		BEST LAP TIME : 1:53.903				DIFFERENCE : 0.092						
LAP	SECTOR 1	SECTOR 2		SECTOR 3		SECTOR 4		LAP TIME	MPH	DIFF	TIME OF DAY	
1 -	OUTLAP	100.1	37.723	86.3	25.119	97.2	35.335	106.5			09:04:43.201	
2 -	30.753	110.7	34.806	87.7	23.982	98.1	32.521	107.7	2:02.062	79.39	8.159	09:06:45.263
3 -	29.170	112.5	32.815	90.5	23.070	100.4	32.313	108.5	1:57.368	82.57	3.465	09:08:42.631
4 -	30.744	110.7	32.659	89.9	22.875	100.3	32.015	106.6	1:58.293	81.92	4.390	09:10:40.924
5 -	28.895	111.8	33.647	89.9	22.820	100.0	32.023	105.0	1:57.385	82.55	3.482	09:12:38.309
6 -	28.592	111.4	31.824	91.3	22.669	100.4	31.637	105.6	1:54.722 (3)	84.47	0.819	09:14:33.031
7 -	29.314	112.5	31.824	91.5	23.044	98.5	31.810	106.6	1:55.992	83.55	2.089	09:16:29.023
8 -	28.637	111.6	31.775	90.8	22.492	100.3	31.439	107.2	1:54.343 (2)	84.75	0.440	09:18:23.366
9 -	28.362	111.8	31.518	90.8	22.575	100.3	31.448	106.6	1:53.903 (1)	85.08		09:20:17.269
10 -	29.558	113.1	32.225	87.2	24.269	93.9	34.889	96.5	2:00.941	80.13	7.038	09:22:18.210

P12 23		Rhys STEPHENSON				Honda - Rocket Racing						
IDEAL LAP TIME : 1:53.783		BEST LAP TIME : 1:54.084				DIFFERENCE : 0.301						
LAP	SECTOR 1	SECTOR 2		SECTOR 3		SECTOR 4		LAP TIME	MPH	DIFF	TIME OF DAY	
1 -	OUTLAP	103.8	34.939	88.5	23.954	98.2	33.342	103.8			09:04:09.335	
2 -	30.118	107.0	34.472	89.4	23.455	96.6	32.795	104.6	2:00.840	80.19	6.756	09:06:10.175
3 -	30.171	109.8	34.928	89.1	23.237	98.3	32.738	105.3	2:01.074	80.04	6.990	09:08:11.249
4 -	29.250	111.2	33.304	89.4	22.675	98.2	32.129	103.7	1:57.358	82.57	3.274	09:10:08.607
5 -	28.619	109.8	32.800	90.3	22.655	98.9	31.985	104.8	1:56.059 (3)	83.50	1.975	09:12:04.666
6 -	29.173	107.8	32.609	89.1	22.861	96.8	32.159	101.6	1:56.802	82.97	2.718	09:14:01.468
7 -	28.940	107.3	32.193	88.3	24.052	95.7	IN PIT	2:10.843 P	74.06	16.759		09:16:12.311
8 -	OUTLAP	106.0	32.485	87.9	22.721	96.2	32.167	101.8	3:30.720	45.99	1:36.636	09:19:43.031
9 -	28.432	107.8	31.854	88.0	22.634	96.5	31.844	103.0	1:54.764 (2)	84.44	0.680	09:21:37.795
10 -	28.112	108.4	32.155	89.8	22.155	98.2	31.662	103.8	1:54.084 (1)	84.94		09:23:31.879

Weather / Track : Bright / Dry

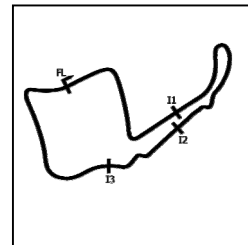
Oulton Park International
 Circuit Length = 2.6920 miles
 Start: 09:02 Flag 09:22 End: 09:24

MCRCB BULLETIN TK109

2021 Bennetts British Superbike Championship - Round 1

2021 Honda British Talent Cup

FREE PRACTICE 3 - SECTOR ANALYSIS



SECTOR 1 = FL to I1, SECTOR 2 = I1 to I2 SECTOR 3 = I2 to I3, SECTOR 4 = I3 to FL, DIFF = Difference To Personal Best Lap, P = Crossed Finish Line in Pit Lane, D = Time Disallowed

P13 43		Ryan HITCHCOCK						Honda - Wilson Racing				
IDEAL LAP TIME : 1:53.578		BEST LAP TIME : 1:54.099				DIFFERENCE : 0.521						
LAP	SECTOR 1	SECTOR 2		SECTOR 3		SECTOR 4		LAP TIME	MPH	DIFF	TIME OF DAY	
1 -	OUTLAP	111.8	35.979	90.1	23.920	99.4	32.439	107.2			09:04:07.525	
2 -	28.623	111.1	33.110	91.0	22.768	100.0	32.616	104.2	1:57.117	82.74	3.018	09:06:04.642
3 -	28.642	111.2	32.753	90.6	22.686	99.7	31.948	106.5	1:56.029	83.52	1.930	09:08:00.671
4 -	28.463	112.2	32.764	91.8	22.640	101.2	31.502	108.2	1:55.369	84.00	1.270	09:09:56.040
5 -	28.060	112.5	32.119	92.0	22.549	99.5	31.991	106.3	1:54.719	84.47	0.620	09:11:50.759
6 -	28.609	112.4	32.053	90.6	22.486	100.3	31.496	106.3	1:54.644	84.53	0.545	09:13:45.403
7 -	28.379	112.4	32.039	91.0	22.237	100.6	31.444	106.1	1:54.099 (1)	84.93		09:15:39.502
8 -	28.488	111.6	31.978	91.5	22.516	100.3	31.439	106.5	1:54.421 (3)	84.69	0.322	09:17:33.923
9 -	27.995	112.5	32.460	92.3	22.827	98.5	32.329	106.5	1:55.611	83.82	1.512	09:19:29.534
10 -	28.497	110.7	32.896	91.5	22.601	100.4	32.299	107.0	1:56.293	83.33	2.194	09:21:25.827
11 -	28.023	112.4	32.434	92.1	22.332	100.1	31.368	106.1	1:54.157 (2)	84.89	0.058	09:23:19.984

P14 14		Evan PENDRILL						Honda - EPRacing / SP125 Racing				
IDEAL LAP TIME : 1:54.161		BEST LAP TIME : 1:54.688				DIFFERENCE : 0.527						
LAP	SECTOR 1	SECTOR 2		SECTOR 3		SECTOR 4		LAP TIME	MPH	DIFF	TIME OF DAY	
1 -	OUTLAP	109.1	35.635	88.1	24.019	97.9	33.792	103.8			09:04:09.172	
2 -	30.171	110.0	34.445	89.4	24.091	98.3	32.272	104.0	2:00.979	80.10	6.291	09:06:10.151
3 -	30.280	109.2	34.033	89.0	23.326	97.1	31.768	104.0	1:59.407	81.16	4.719	09:08:09.558
4 -	28.936	109.4	32.180	87.4	22.502	98.3	31.676	103.5	1:55.294 (3)	84.05	0.606	09:10:04.852
5 -	28.495	109.2	32.109	88.7	22.497	98.2	32.095	103.5	1:55.196 (2)	84.12	0.508	09:12:00.048
6 -	28.280	109.8	31.816	89.8	23.024	97.1	31.568	104.2	1:54.688 (1)	84.50		09:13:54.736

P15 9		Bailey STUART-CAMPBELL						Honda - Team 151s				
IDEAL LAP TIME : 1:54.670		BEST LAP TIME : 1:54.720				DIFFERENCE : 0.050						
LAP	SECTOR 1	SECTOR 2		SECTOR 3		SECTOR 4		LAP TIME	MPH	DIFF	TIME OF DAY	
1 -	OUTLAP	106.0	36.220	91.0	23.971	101.2	33.053	109.4			09:04:10.060	
2 -	29.951	114.5	34.307	92.5	23.763	101.2	32.668	108.4	2:00.689	80.29	5.969	09:06:10.749
3 -	29.828	112.4	34.847	90.8	22.860	99.8	32.723	108.2	2:00.258	80.58	5.538	09:08:11.007
4 -	29.092	112.5	33.072	91.3	22.809	100.3	31.867	108.5	1:56.840	82.94	2.120	09:10:07.847
5 -	29.139	111.1	32.867	91.0	22.611	100.6	31.904	106.8	1:56.521	83.17	1.801	09:12:04.368
6 -	29.171	112.2	38.226	79.5	24.953	97.9	33.125	107.2	2:05.475	77.23	10.755	09:14:09.843
7 -	29.106	111.8	33.071	91.5	23.445	100.0	32.154	109.4	1:57.776	82.28	3.056	09:16:07.619
8 -	28.339	112.5	32.157	91.5	22.536	101.5	31.688	107.3	1:54.720 (1)	84.47		09:18:02.339
9 -	28.946	111.8	32.311	91.1	22.634	100.4	31.638	107.8	1:55.529 (2)	83.88	0.809	09:19:57.868
10 -	28.849	111.4	32.461	91.5	22.544	99.4	31.733	107.7	1:55.587 (3)	83.84	0.867	09:21:53.455
11 -	28.949	111.8	32.460	90.9	22.771	100.3	31.716	107.5	1:55.896	83.62	1.176	09:23:49.351

P16 24		Cormac BUCHANAN						Honda - Microlise Cresswell Racing				
IDEAL LAP TIME : 1:54.886		BEST LAP TIME : 1:54.985				DIFFERENCE : 0.099						
LAP	SECTOR 1	SECTOR 2		SECTOR 3		SECTOR 4		LAP TIME	MPH	DIFF	TIME OF DAY	
1 -	OUTLAP	107.8	35.402	90.5	23.982	99.7	32.552	107.3			09:17:32.004	
2 -	28.817	112.0	33.334	92.0	22.928	100.4	32.164	106.6	1:57.243 (3)	82.65	2.258	09:19:29.247
3 -	28.761	110.5	32.708	91.8	22.559	100.3	31.959	107.0	1:55.987 (2)	83.55	1.002	09:21:25.234
4 -	28.555	112.5	32.395	91.6	22.658	101.3	31.377	107.7	1:54.985 (1)	84.28		09:23:20.219

P17 5		Mason JOHNSON						Honda - Johnson Racing				
IDEAL LAP TIME : 1:54.911		BEST LAP TIME : 1:55.167				DIFFERENCE : 0.256						
LAP	SECTOR 1	SECTOR 2		SECTOR 3		SECTOR 4		LAP TIME	MPH	DIFF	TIME OF DAY	
1 -	OUTLAP	104.8	36.170	86.7	24.777	94.9	33.897	103.8			09:04:39.795	
2 -	29.220	108.2	33.022	88.3	23.539	96.2	32.695	105.3	1:58.476	81.79	3.309	09:06:38.271
3 -	28.935	107.7	32.929	88.7	23.126	97.3	32.159	104.3	1:57.149 (3)	82.72	1.982	09:08:35.420
4 -	28.583	108.0	33.363	87.7	22.975	97.8	31.936	103.4	1:56.857 (2)	82.93	1.690	09:10:32.277
5 -	28.467	107.0	31.975	88.8	22.681	98.5	32.044	103.7	1:55.167 (1)	84.14		09:12:27.444
6 -	28.319	107.7	33.709	85.0	23.869	95.7	IN PIT		2:07.790 P	75.83	12.623	09:14:35.234

Weather / Track : Bright / Dry

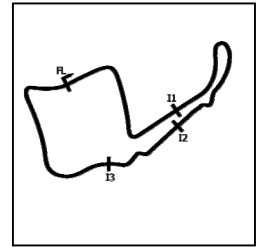
Oulton Park International
Circuit Length = 2.6920 miles
Start: 09:02 Flag 09:22 End: 09:24

MCRCB BULLETIN TK109

2021 Bennetts British Superbike Championship - Round 1

2021 Honda British Talent Cup

FREE PRACTICE 3 - SECTOR ANALYSIS



SECTOR 1 = FL to I1, SECTOR 2 = I1 to I2 SECTOR 3 = I2 to I3, SECTOR 4 = I3 to FL, DIFF = Difference To Personal Best Lap, P = Crossed Finish Line in Pit Lane, D = Time Disallowed

P18 29		Lucas BROWN				Honda - Amphibian Scaffolding / SP125 Racing						
IDEAL LAP TIME : 1:54.833		BEST LAP TIME : 1:55.569				DIFFERENCE : 0.736						
LAP	SECTOR 1	SECTOR 2		SECTOR 3		SECTOR 4		LAP TIME	MPH	DIFF	TIME OF DAY	
1 -	OUTLAP	106.1	36.180	87.7	24.011	96.9	33.566	105.8			09:04:08.209	
2 -	29.285	109.4	33.620	90.4	23.019	99.1	31.980	107.3	1:57.904	82.19	2.335	09:06:06.113
3 -	29.690	110.7	32.935	90.9	22.612	98.8	32.368	105.1	1:57.605	82.40	2.036	09:08:03.718
4 -	28.635	110.7	32.744	90.6	22.730	99.1	32.151	105.5	1:56.260	83.35	0.691	09:09:59.978
5 -	28.625	110.1	32.381	90.1	22.631	99.5	32.141	106.3	1:55.778 (3)	83.70	0.209	09:11:55.756
6 -	28.381	111.1	32.468	90.4	22.564	99.4	32.474	104.3	1:55.887	83.62	0.318	09:13:51.643
7 -	28.911	110.1	34.215	81.3	28.541	96.1	32.756	104.8	2:04.423	77.88	8.854	09:15:56.066
8 -	28.724	110.5	32.245	89.9	22.600	98.8	32.000	105.6	1:55.569 (1)	83.85		09:17:51.635
9 -	30.235	104.5	34.334	86.3	23.207	99.7	32.657	106.8	2:00.433	80.47	4.864	09:19:52.068
10 -	28.749	109.2	31.908	90.5	22.751	99.1	32.187	106.1	1:55.595 (2)	83.83	0.026	09:21:47.663
11 -	29.672	110.0	35.366	76.5	25.901	89.9	32.393	105.0	2:03.332	78.57	7.763	09:23:50.995

P19 21		Troy JEFFREY				Honda - Stiggymotorsport						
IDEAL LAP TIME : 1:54.156		BEST LAP TIME : 1:55.700				DIFFERENCE : 1.544						
LAP	SECTOR 1	SECTOR 2		SECTOR 3		SECTOR 4		LAP TIME	MPH	DIFF	TIME OF DAY	
1 -	OUTLAP	103.8	35.178	88.7	23.856	101.6	32.992	109.8			09:04:43.961	
2 -	30.293	104.2	34.572	91.9	22.594	102.4	31.790	109.8	1:59.249	81.26	3.549	09:06:43.210
3 -	28.525	110.0	32.507	92.9	23.275	102.6	31.393	110.5	1:55.700 (1)	83.76		09:08:38.910
4 -	28.182	112.0	32.279	93.0	23.531	97.2	33.372	108.5	1:57.364 (3)	82.57	1.664	09:10:36.274
5 -	28.327	112.2	32.082	92.1	30.073	79.7	IN PIT		2:16.025 P	71.24	20.325	09:12:52.299
6 -	OUTLAP	105.8	32.454	92.6	22.841	103.0	31.541	109.4	3:41.323	43.78	1:45.623	09:16:33.622
7 -	28.620	107.0	33.459	90.1	23.347	101.3	IN PIT		2:22.662 P	67.93	26.962	09:18:56.284
8 -	OUTLAP	111.2	34.401	89.2	23.996	101.0	32.266	109.6	2:52.369	56.22	56.669	09:21:48.653
9 -	28.935	113.3	32.746	92.4	22.499	103.7	31.978	108.7	1:56.158 (2)	83.43	0.458	09:23:44.811

P20 33		JJ CUNNINGHAM				Honda - JCRsupersport						
IDEAL LAP TIME : 1:55.876		BEST LAP TIME : 1:55.876				DIFFERENCE : 0.000						
LAP	SECTOR 1	SECTOR 2		SECTOR 3		SECTOR 4		LAP TIME	MPH	DIFF	TIME OF DAY	
1 -	OUTLAP	100.4	37.582	87.0	24.564	95.5	33.928	102.9			09:04:13.251	
2 -	30.064	106.8	34.286	88.6	23.680	96.5	33.145	105.6	2:01.175	79.97	5.299	09:06:14.426
3 -	29.894	110.0	33.762	89.8	23.976	98.2	32.485	105.3	2:00.117	80.68	4.241	09:08:14.543
4 -	29.371	109.8	33.193	88.0	23.063	98.5	32.159	105.3	1:57.786 (2)	82.27	1.910	09:10:12.329
5 -	29.593	102.4	33.298	89.9	22.937	98.1	32.620	103.4	1:58.448 D	81.81	2.572	09:12:10.777
6 -	29.008	110.3	33.110	89.1	24.074	95.0	33.806	104.0	1:59.998	80.76	4.122	09:14:10.775
7 -	29.054	110.3	33.109	89.5	23.545	100.0	32.106	104.6	1:57.814 (3)	82.25	1.938	09:16:08.589
8 -	28.857	110.1	32.317	89.8	22.833	98.2	31.869	105.3	1:55.876 (1)	83.63		09:18:04.465
9 -	29.666	109.6	33.265	85.9	23.407	97.6	32.431	104.0	1:58.769	81.59	2.893	09:20:03.234
10 -	28.936	109.1	32.959	88.3	23.059	97.3	33.050	102.7	1:58.004	82.12	2.128	09:22:01.238

P21 55		Harrison DESOY				Honda - Thorneycroft56 Racing						
IDEAL LAP TIME : 1:55.914		BEST LAP TIME : 1:55.914				DIFFERENCE : 0.000						
LAP	SECTOR 1	SECTOR 2		SECTOR 3		SECTOR 4		LAP TIME	MPH	DIFF	TIME OF DAY	
1 -	OUTLAP	107.0	35.188	88.8	24.460	99.1	33.675	108.2			09:04:15.388	
2 -	29.678	108.9	33.369	91.1	23.486	101.6	32.788	107.2	1:59.321	81.22	3.407	09:06:14.709
3 -	29.391	110.1	33.156	90.0	23.558	99.1	31.915	107.3	1:58.020	82.11	2.106	09:08:12.729
4 -	29.549	108.5	32.413	91.8	22.875	100.4	32.073	107.3	1:56.910	82.89	0.996	09:10:09.639
5 -	29.443	106.6	32.508	90.5	22.943	98.3	31.961	105.0	1:56.855 (2)	82.93	0.941	09:12:06.494
6 -	29.334	110.7	32.701	88.8	22.993	100.0	IN PIT		2:06.656 P	76.51	10.742	09:14:13.150
7 -	OUTLAP	106.0	37.962	64.9	26.428	92.9	34.806	105.5	3:35.043	45.06	1:39.129	09:17:48.193
8 -	32.537	97.1	34.397	85.4	23.913	95.7	32.563	104.8	2:03.410	78.52	7.496	09:19:51.603
9 -	29.187	108.4	32.190	91.3	22.771	99.8	31.766	103.2	1:55.914 (1)	83.60		09:21:47.517
10 -	29.560	108.9	32.226	90.4	23.089	98.5	32.014	105.8	1:56.889 (3)	82.91	0.975	09:23:44.406

Weather / Track : Bright / Dry

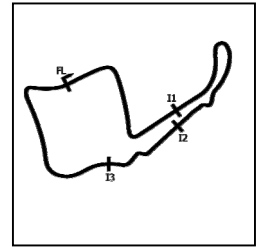
Oulton Park International
Circuit Length = 2.6920 miles
Start: 09:02 Flag 09:22 End: 09:24

MCRCB BULLETIN TK109

2021 Bennetts British Superbike Championship - Round 1

2021 Honda British Talent Cup

FREE PRACTICE 3 - SECTOR ANALYSIS



SECTOR 1 = FL to I1, SECTOR 2 = I1 to I2 SECTOR 3 = I2 to I3, SECTOR 4 = I3 to FL, DIFF = Difference To Personal Best Lap, P = Crossed Finish Line in Pit Lane, D = Time Disallowed

P22 41		Luca HOPKINS				Honda - Wilson Racing						
IDEAL LAP TIME : 1:56.156		BEST LAP TIME : 1:56.270				DIFFERENCE : 0.114						
LAP	SECTOR 1	SECTOR 2		SECTOR 3		SECTOR 4		LAP TIME	MPH	DIFF	TIME OF DAY	
1 -	OUTLAP	110.3	38.388	86.2	25.180	96.8	34.590	105.0			09:04:20.900	
2 -	31.097	109.6	35.324	89.7	23.794	97.9	33.744	105.5	2:03.959	78.18	7.689	09:06:24.859
3 -	29.945	110.1	34.254	89.5	23.470	98.6	34.496	105.5	2:02.165	79.32	5.895	09:08:27.024
4 -	29.453	110.7	33.101	90.8	23.106	99.2	32.550	104.6	1:58.210	81.98	1.940	09:10:25.234
5 -	29.308	110.1	33.803	85.5	23.612	97.5	32.499	105.1	1:59.222	81.28	2.952	09:12:24.456
6 -	28.710	112.7	33.824	86.1	23.212	98.3	33.040	101.9	1:58.786	81.58	2.516	09:14:23.242
7 -	29.186	112.2	33.816	88.5	23.165	99.4	32.419	102.7	1:58.586	81.72	2.316	09:16:21.828
8 -	29.076	111.4	32.897	89.5	22.994	97.2	32.615	103.5	1:57.582 (3)	82.42	1.312	09:18:19.410
9 -	29.171	111.1	32.916	88.5	22.939	98.6	32.137	104.8	1:57.163 (2)	82.71	0.893	09:20:16.573
10 -	28.658	112.5	32.462	89.4	23.053	98.3	32.097	106.5	1:56.270 (1)	83.35		09:22:12.843

P23 44		Lucas HILL				Honda - Ashcourt Racing						
IDEAL LAP TIME : 1:56.478		BEST LAP TIME : 1:56.478				DIFFERENCE : 0.000						
LAP	SECTOR 1	SECTOR 2		SECTOR 3		SECTOR 4		LAP TIME	MPH	DIFF	TIME OF DAY	
1 -	OUTLAP	106.1	38.328	86.0	25.009	95.4	34.795	104.3			09:04:16.243	
2 -	30.535	108.9	34.315	89.0	24.423	95.8	33.369	104.6	2:02.642	79.02	6.164	09:06:18.885
3 -	30.054	108.2	33.986	88.8	23.628	96.8	32.749	104.3	2:00.417	80.48	3.939	09:08:19.302
4 -	29.898	107.5	34.442	86.9	24.006	96.2	32.917	103.7	2:01.263	79.91	4.785	09:10:20.565
5 -	29.332	108.5	33.592	88.8	23.204	97.5	33.032	103.2	1:59.160	81.33	2.682	09:12:19.725
6 -	29.434	108.5	33.425	89.3	23.153	97.3	32.628	104.2	1:58.640 (3)	81.68	2.162	09:14:18.365
7 -	29.371	108.4	33.849	87.9	25.733	93.8	IN PIT		2:07.997 P	75.71	11.519	09:16:26.362
8 -	OUTLAP	110.0	33.353	88.0	23.083	96.6	32.762	103.2	2:39.249	60.85	42.771	09:19:05.611
9 -	29.342	108.2	33.532	88.7	23.226	96.5	32.167	105.0	1:58.267 (2)	81.94	1.789	09:21:03.878
10 -	28.794	109.2	32.815	89.3	22.786	97.3	32.083	105.0	1:56.478 (1)	83.20		09:23:00.356

P24 61		Harrison MACKAY				Honda - True Heros Racing / Super Soco						
IDEAL LAP TIME : 1:56.058		BEST LAP TIME : 1:56.675				DIFFERENCE : 0.617						
LAP	SECTOR 1	SECTOR 2		SECTOR 3		SECTOR 4		LAP TIME	MPH	DIFF	TIME OF DAY	
1 -	OUTLAP	106.5	37.629	88.8	24.861	98.2	33.699	108.2			09:04:15.163	
2 -	29.563	111.6	33.530	92.3	23.577	100.6	33.026	109.1	1:59.696	80.96	3.021	09:06:14.859
3 -	29.458	112.2	33.378	93.0	23.651	100.9	32.460	108.9	1:58.947	81.47	2.272	09:08:13.806
4 -	28.731	113.1	32.992	93.0	22.952	101.2	32.325	109.2	1:57.000 (3)	82.83	0.325	09:10:10.806
5 -	28.853	112.2	32.958	92.3	22.674	101.5	32.190	108.0	1:56.675 (1)	83.06		09:12:07.481
6 -	28.831	112.5	32.772	91.5	22.816	101.5	32.311	104.5	1:56.730 D	83.02	0.055	09:14:04.211
7 -	28.801	112.0	32.527	88.3	24.565	99.4	33.134	106.1	1:59.027	81.42	2.352	09:16:03.238
8 -	28.879	110.9	32.711	91.5	22.954	99.7	32.761	107.7	1:57.305	82.61	0.630	09:18:00.543
9 -	28.726	112.2	32.579	91.3	31.300	97.5	33.793	106.5	2:06.398	76.67	9.723	09:20:06.941
10 -	28.941	111.6	32.468	91.3	22.948	100.0	32.566	107.5	1:56.923 (2)	82.88	0.248	09:22:03.864

P25 2		Rhys COATES				Honda - Ernie Coates Race Support / SP125 Racing						
IDEAL LAP TIME : 1:57.237		BEST LAP TIME : 1:57.392				DIFFERENCE : 0.155						
LAP	SECTOR 1	SECTOR 2		SECTOR 3		SECTOR 4		LAP TIME	MPH	DIFF	TIME OF DAY	
1 -	OUTLAP	108.7	36.073	89.5	24.507	93.9	33.640	106.3			09:04:08.878	
2 -	30.248	110.0	34.227	90.3	23.837	97.6	32.823	106.0	2:01.135	80.00	3.743	09:06:10.013
3 -	30.198	109.2	34.134	89.5	23.827	98.6	32.773	106.0	2:00.932	80.13	3.540	09:08:10.945
4 -	29.335	111.4	33.914	91.0	23.245	99.1	32.546	107.0	1:59.040	81.41	1.648	09:10:09.985
5 -	29.557	110.5	33.649	90.4	23.172	99.5	IN PIT		2:05.260 P	77.36	7.868	09:12:15.245
6 -	OUTLAP	107.2	33.182	89.7	23.226	97.6	33.074	106.0	3:24.608	47.36	1:27.216	09:15:39.853
7 -	29.314	111.2	33.774	90.1	23.392	97.8	32.590	104.2	1:59.070	81.39	1.678	09:17:38.923
8 -	29.550	109.1	32.946	89.9	23.090	98.3	32.435	104.6	1:58.021 (3)	82.11	0.629	09:19:36.944
9 -	29.221	108.9	32.794	90.5	23.071	98.1	32.306	104.3	1:57.392 (1)	82.55		09:21:34.336
10 -	29.332	108.7	32.822	89.8	22.916	98.1	32.429	103.8	1:57.499 (2)	82.47	0.107	09:23:31.835

Weather / Track : Bright / Dry

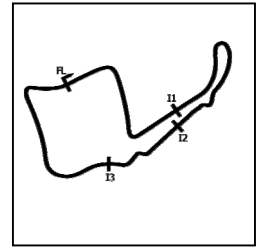
Oulton Park International
Circuit Length = 2.6920 miles
Start: 09:02 Flag 09:22 End: 09:24

MCRCB BULLETIN TK109

2021 Bennetts British Superbike Championship - Round 1

2021 Honda British Talent Cup

FREE PRACTICE 3 - SECTOR ANALYSIS



SECTOR 1 = FL to I1, SECTOR 2 = I1 to I2 SECTOR 3 = I2 to I3, SECTOR 4 = I3 to FL, DIFF = Difference To Personal Best Lap, P = Crossed Finish Line in Pit Lane, D = Time Disallowed

P26 99		Peter WILLIS				Honda - WM Racing						
IDEAL LAP TIME : 1:57.191		BEST LAP TIME : 1:57.537				DIFFERENCE : 0.346						
LAP	SECTOR 1	SECTOR 2		SECTOR 3		SECTOR 4		LAP TIME	MPH	DIFF	TIME OF DAY	
1 -	OUTLAP	98.2	37.551	88.5	25.211	98.9	35.274	106.6			09:04:43.521	
2 -	30.579	106.8	35.299	91.4	23.825	100.4	32.856	108.5	2:02.559	79.07	5.022	09:06:46.080
3 -	29.367	112.9	33.418	91.4	23.244	100.4	32.509	107.5	1:58.538	81.75	1.001	09:08:44.618
4 -	29.835	112.5	35.545	90.5	23.504	100.6	32.743	106.1	2:01.627	79.68	4.090	09:10:46.245
5 -	29.271	112.4	32.891	91.6	24.227	94.7	33.941	106.6	2:00.330	80.53	2.793	09:12:46.575
6 -	29.315	111.6	33.172	90.9	23.112	100.0	32.580	105.6	1:58.179	82.00	0.642	09:14:44.754
7 -	29.208	111.8	32.868	91.4	23.281	100.7	32.734	106.1	1:58.091 (3)	82.06	0.554	09:16:42.845
8 -	29.331	111.6	33.420	90.6	23.116	99.5	32.270	106.3	1:58.137	82.03	0.600	09:18:40.982
9 -	29.274	112.2	32.920	91.1	23.009	100.1	32.544	106.1	1:57.747 (2)	82.30	0.210	09:20:38.729
10 -	29.122	110.9	32.790	91.1	23.096	99.7	32.529	106.1	1:57.537 (1)	82.45		09:22:36.266

P27 53		Kiyano VEIJER				Honda - Microlise Cresswell Racing						
IDEAL LAP TIME : 1:57.793		BEST LAP TIME : 1:58.147				DIFFERENCE : 0.354						
LAP	SECTOR 1	SECTOR 2		SECTOR 3		SECTOR 4		LAP TIME	MPH	DIFF	TIME OF DAY	
1 -	OUTLAP	98.6	40.605	88.3	26.353	92.9	36.785	102.9			09:05:15.079	
2 -	31.479	112.2	35.488	90.4	24.358	98.3	34.046	105.5	2:05.371	77.30	7.224	09:07:20.450
3 -	30.124	112.0	34.589	91.1	23.471	100.0	33.479	106.5	2:01.663	79.65	3.516	09:09:22.113
4 -	30.027	111.2	33.627	91.4	23.225	101.8	33.263	107.2	2:00.142	80.66	1.995	09:11:22.255
5 -	29.411	112.5	33.356	92.0	22.972	101.2	32.699	107.8	1:58.438 (3)	81.82	0.291	09:13:20.693
6 -	29.750	109.8	34.569	90.0	24.667	98.9	IN PIT		2:11.403 P	73.75	13.256	09:15:32.096
7 -	OUTLAP	106.5	36.117	91.3	23.695	98.8	33.398	105.3	3:11.875	50.50	1:13.728	09:18:43.971
8 -	29.389	112.9	33.053	91.4	23.145	100.7	32.560	106.3	1:58.147 (1)	82.02		09:20:42.118
9 -	29.346	112.7	33.465	91.6	22.834	100.7	32.645	106.6	1:58.290 (2)	81.92	0.143	09:22:40.408

P28 8		Ross MOORE				Honda - B Moore Honda						
IDEAL LAP TIME : 1:58.286		BEST LAP TIME : 1:58.593				DIFFERENCE : 0.307						
LAP	SECTOR 1	SECTOR 2		SECTOR 3		SECTOR 4		LAP TIME	MPH	DIFF	TIME OF DAY	
1 -	OUTLAP	105.1	38.097	86.3	25.318	95.7	35.079	103.0			09:04:20.604	
2 -	32.577	107.0	35.952	87.2	24.680	97.3	34.106	103.5	2:07.345 D	76.12	8.722	09:06:27.919
3 -	30.962	107.5	35.295	87.8	24.104	97.1	33.867	103.7	2:04.228	78.01	5.635	09:08:32.147
4 -	30.840	107.0	35.701	88.3	24.086	96.5	35.499	102.9	2:06.126	76.83	7.533	09:10:38.273
5 -	30.502	108.5	34.757	87.1	23.571	96.9	33.509	103.8	2:02.339	79.21	3.746	09:12:40.612
6 -	29.682	109.2	33.904	86.9	23.511	96.8	33.254	102.4	2:00.351 (3)	80.52	1.758	09:14:40.963
7 -	29.706	108.7	33.906	87.3	24.174	95.7	34.013	102.2	2:01.799	79.56	3.206	09:16:42.762
8 -	29.978	109.4	34.763	87.8	23.437	97.3	33.749	103.8	2:01.927	79.48	3.334	09:18:44.689
9 -	29.783	108.9	33.434	86.8	23.392	97.3	32.524	104.2	1:59.133 (2)	81.34	0.540	09:20:43.822
10 -	29.094	109.2	33.276	86.9	23.465	96.5	32.758	103.4	1:58.593 (1)	81.71		09:22:42.415

P29 51		Holly HARRIS				Honda - MJL Racing						
IDEAL LAP TIME : 2:03.662		BEST LAP TIME : 2:04.083				DIFFERENCE : 0.421						
LAP	SECTOR 1	SECTOR 2		SECTOR 3		SECTOR 4		LAP TIME	MPH	DIFF	TIME OF DAY	
1 -	OUTLAP	106.1	41.113	86.1	25.922	89.0	36.207	102.9			09:04:24.987	
2 -	32.463	108.9	37.565	89.2	24.823	90.8	35.312	102.9	2:10.163	74.45	6.080	09:06:35.150
3 -	32.019	108.9	36.673	87.7	24.244	97.8	34.348	104.5	2:07.284	76.13	3.201	09:08:42.434
4 -	31.502	110.9	35.983	89.2	24.327	96.2	34.113	105.1	2:05.925	76.96	1.842	09:10:48.359
5 -	31.180	109.4	36.097	88.4	24.009	95.8	34.259	104.6	2:05.545	77.19	1.462	09:12:53.904
6 -	30.986	110.0	35.849	88.8	23.852	96.5	34.334	104.8	2:05.021	77.51	0.938	09:14:58.925
7 -	31.561	108.4	36.322	88.1	23.772	96.1	34.324	104.0	2:05.979	76.92	1.896	09:17:04.904
8 -	31.343	108.7	36.039	89.5	23.499	96.9	34.024	104.2	2:04.905 (2)	77.58	0.822	09:19:09.809
9 -	30.779	109.2	35.360	88.6	23.685	96.1	34.259	101.3	2:04.083 (1)	78.10		09:21:13.892
10 -	31.421	106.8	35.458	88.4	23.996	96.2	34.058	105.5	2:04.933 (3)	77.57	0.850	09:23:18.825

Weather / Track : Bright / Dry

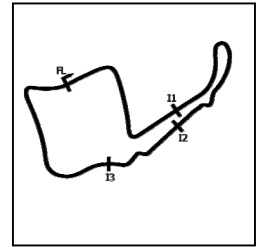
Oulton Park International
Circuit Length = 2.6920 miles
Start: 09:02 Flag 09:22 End: 09:24

MCRCB BULLETIN TK109

2021 Bennetts British Superbike Championship - Round 1

2021 Honda British Talent Cup

FREE PRACTICE 3 - SECTOR ANALYSIS



SECTOR 1 = FL to I1, SECTOR 2 = I1 to I2 SECTOR 3 = I2 to I3, SECTOR 4 = I3 to FL, DIFF = Difference To Personal Best Lap, P = Crossed Finish Line in Pit Lane, D = Time Disallowed

P30 22		Anthony EAGLE				Honda - Microlise Cresswell Racing						
IDEAL LAP TIME : 2:06.011		BEST LAP TIME : 2:06.734				DIFFERENCE : 0.723						
LAP	SECTOR 1	SECTOR 2		SECTOR 3		SECTOR 4		LAP TIME	MPH	DIFF	TIME OF DAY	
1 -	OUTLAP	101.6	39.211	84.7	26.653	90.9	37.761	98.6			09:06:04.720	
2 -	32.266	104.5	38.455	85.1	36.204	88.3	37.004	99.5	2:23.929	67.33	17.195	09:08:28.649
3 -	31.774	104.3	36.951	84.8	25.228	94.2	35.867	101.3	2:09.820	74.65	3.086	09:10:38.469
4 -	31.516	102.9	37.259	84.5	25.273	94.1	35.011	101.2	2:09.059	75.09	2.325	09:12:47.528
5 -	31.312	104.0	36.267	84.9	24.816	93.3	34.942	100.3	2:07.337 (3)	76.10	0.603	09:14:54.865
6 -	30.907	105.0	35.693	80.6	24.810	93.5	35.324	102.2	2:06.734 (1)	76.46		09:17:01.599
7 -	32.344	98.9	40.311	85.7	24.591	94.2	35.154	101.5	2:12.400	73.19	5.666	09:19:13.999
8 -	30.827	104.6	36.505	87.0	34.910	89.4	36.251	99.8	2:18.493	69.97	11.759	09:21:32.492
9 -	31.389	105.5	35.651	85.3	25.175	93.0	35.018	99.2	2:07.233 (2)	76.16	0.499	09:23:39.725

Weather / Track : Bright / Dry

Results can be found at www.tsl-timing.com

Page 8 of 8

Oulton Park International
 Circuit Length = 2.6920 miles
 Start: 09:02 Flag 09:22 End: 09:24

Printed - 09:26 Saturday, 26 June 2021

MCRCB BULLETIN TK110

2021 Bennetts British Superbike Championship - Round 1

2021 Honda British Talent Cup

FREE PRACTICE 3 - BEST SECTORS

SECTOR 1				SECTOR 2				SECTOR 3				SECTOR 4				IDEAL / BEST COMPARISON			
POS	NO	NAME	TIME	NO	NAME	TIME	NO	NAME	TIME	NO	NAME	TIME	POS	NO	NAME	IDEAL	BEST	DIFF	
																PERFECT LAP	1:50.130		
1	74	BROWN	27.368	74	BROWN	30.523	74	BROWN	21.661	74	BROWN	30.578	1	74	BROWN	1:50.130	1:50.484	0.354	
2	34	COOK	27.426	67	O'GORMA	30.641	52	BELFORD	21.898	67	O'GORMA	30.646	2	67	O'GORMAN	1:50.803	1:51.295	0.492	
3	67	O'GORMA	27.496	15	CROSBY	30.981	34	COOK	21.974	7	LYONS	30.718	3	34	COOK	1:51.207	1:51.694	0.487	
4	52	BELFORD	27.601	34	COOK	30.987	48	WALKER	21.994	4	MOUNSEY	30.767	4	52	BELFORD	1:51.499	1:51.743	0.244	
5	4	MOUNSEY	27.724	7	LYONS	31.054	67	O'GORMA	22.020	48	WALKER	30.774	5	4	MOUNSEY	1:51.616	1:51.722	0.106	
6	48	WALKER	27.732	4	MOUNSEY	31.065	4	MOUNSEY	22.060	34	COOK	30.820	6	48	WALKER	1:51.800	1:52.135	0.335	
7	7	LYONS	27.891	52	BELFORD	31.082	57	GARNESS	22.104	52	BELFORD	30.918	7	7	LYONS	1:51.828	1:51.828	0.000	
8	15	CROSBY	27.967	48	WALKER	31.300	23	STEPHEN	22.155	15	CROSBY	31.167	8	15	CROSBY	1:52.324	1:52.343	0.019	
9	43	HITCHCO	27.995	96	BANHAM	31.427	7	LYONS	22.165	57	GARNESS	31.284	9	96	BANHAM	1:53.081	1:53.156	0.075	
10	23	STEPHEN	28.112	66	DOBSON	31.518	15	CROSBY	22.209	96	BANHAM	31.307	10	43	HITCHCOCK	1:53.578	1:54.099	0.521	
11	96	BANHAM	28.132	14	PENDRIL	31.816	96	BANHAM	22.215	43	HITCHCO	31.368	11	57	GARNESS	1:53.606	1:53.821	0.215	
12	21	JEFFREY	28.182	23	STEPHEN	31.854	43	HITCHCO	22.237	24	BUCHANA	31.377	12	23	STEPHENSON	1:53.783	1:54.084	0.301	
13	57	GARNESS	28.219	29	BROWN	31.908	66	DOBSON	22.492	21	JEFFREY	31.393	13	66	DOBSON	1:53.811	1:53.903	0.092	
14	14	PENDRIL	28.280	5	JOHNSON	31.975	14	PENDRIL	22.497	66	DOBSON	31.439	14	21	JEFFREY	1:54.156	1:55.700	1.544	
15	5	JOHNSON	28.319	43	HITCHCO	31.978	21	JEFFREY	22.499	14	PENDRIL	31.568	15	14	PENDRILL	1:54.161	1:54.688	0.527	
16	9	STUART-	28.339	57	GARNESS	31.999	9	STUART-	22.536	9	STUART-	31.638	16	9	STUART-CAMPBELL	1:54.670	1:54.720	0.050	
17	66	DOBSON	28.362	21	JEFFREY	32.082	24	BUCHANA	22.559	23	STEPHEN	31.662	17	29	BROWN	1:54.833	1:55.569	0.736	
18	29	BROWN	28.381	9	STUART-	32.157	29	BROWN	22.564	55	DESSOY	31.766	18	24	BUCHANAN	1:54.886	1:54.985	0.099	
19	24	BUCHANA	28.555	55	DESSOY	32.190	61	MACKAY	22.674	33	CUNNING	31.869	19	5	JOHNSON	1:54.911	1:55.167	0.256	
20	41	HOPKINS	28.658	33	CUNNING	32.317	5	JOHNSON	22.681	5	JOHNSON	31.936	20	33	CUNNINGHAM	1:55.876	1:55.876	0.000	
21	61	MACKAY	28.726	24	BUCHANA	32.395	55	DESSOY	22.771	29	BROWN	31.980	21	55	DESSOY	1:55.914	1:55.914	0.000	
22	44	HILL	28.794	41	HOPKINS	32.462	44	HILL	22.786	44	HILL	32.083	22	61	MACKAY	1:56.058	1:56.675	0.617	
23	33	CUNNING	28.857	61	MACKAY	32.468	33	CUNNING	22.833	41	HOPKINS	32.097	23	41	HOPKINS	1:56.156	1:56.270	0.114	
24	8	MOORE	29.094	99	WILLIS	32.790	53	VEIJER	22.834	61	MACKAY	32.190	24	44	HILL	1:56.478	1:56.478	0.000	
25	99	WILLIS	29.122	2	COATES	32.794	2	COATES	22.916	99	WILLIS	32.270	25	99	WILLIS	1:57.191	1:57.537	0.346	
26	55	DESSOY	29.187	44	HILL	32.815	41	HOPKINS	22.939	2	COATES	32.306	26	2	COATES	1:57.237	1:57.392	0.155	
27	2	COATES	29.221	53	VEIJER	33.053	99	WILLIS	23.009	8	MOORE	32.524	27	53	VEIJER	1:57.793	1:58.147	0.354	
28	53	VEIJER	29.346	8	MOORE	33.276	8	MOORE	23.392	53	VEIJER	32.560	28	8	MOORE	1:58.286	1:58.593	0.307	
29	51	HARRIS	30.779	51	HARRIS	35.360	51	HARRIS	23.499	51	HARRIS	34.024	29	51	HARRIS	2:03.662	2:04.083	0.421	
30	22	EAGLE	30.827	22	EAGLE	35.651	22	EAGLE	24.591	22	EAGLE	34.942	30	22	EAGLE	2:06.011	2:06.734	0.723	

Weather / Track : Bright / Dry

Oulton Park International
 Circuit Length = 2.6920 miles
 Start: 09:02 Flag 09:22 End: 09:24

Results can be found at www.tsl-timing.com

Printed - 09:27 Saturday, 26 June 2021

MCRCB BULLETIN TK111**2021 Bennetts British Superbike Championship - Round 1****2021 Honda British Talent Cup****FREE PRACTICE 3 - BEST SPEEDS**

POS	INTERMEDIATE 1			INTERMEDIATE 2			INTERMEDIATE 3			FINISH LINE		
	NO	NAME	MPH	NO	NAME	MPH	NO	NAME	MPH	NO	NAME	MPH
1	57	GARNESS	115.5	57	GARNESS	95.1	57	GARNESS	104.0	57	GARNESS	110.5
2	4	MOUNSEY	114.7	4	MOUNSEY	94.3	21	JEFFREY	103.7	21	JEFFREY	110.5
3	9	STUART-CAMPBELL	114.5	67	O'GORMAN	94.1	4	MOUNSEY	103.0	67	O'GORMAN	109.6
4	74	BROWN	114.1	52	BELFORD	93.7	74	BROWN	102.4	52	BELFORD	109.4
5	34	COOK	113.7	34	COOK	93.3	52	BELFORD	102.2	9	STUART-CAMPBELL	109.4
6	52	BELFORD	113.5	21	JEFFREY	93.0	53	VEIJER	101.8	4	MOUNSEY	109.2
7	21	JEFFREY	113.3	61	MACKAY	93.0	34	COOK	101.6	61	MACKAY	109.2
8	66	DOBSON	113.1	48	WALKER	92.5	55	DESSOY	101.6	48	WALKER	108.7
9	61	MACKAY	113.1	9	STUART-CAMPBELL	92.5	48	WALKER	101.5	66	DOBSON	108.5
10	67	O'GORMAN	112.9	43	HITCHCOCK	92.3	9	STUART-CAMPBELL	101.5	99	WILLIS	108.5
11	48	WALKER	112.9	24	BUCHANAN	92.0	61	MACKAY	101.5	74	BROWN	108.2
12	99	WILLIS	112.9	53	VEIJER	92.0	24	BUCHANAN	101.3	43	HITCHCOCK	108.2
13	53	VEIJER	112.9	74	BROWN	91.9	67	O'GORMAN	101.2	55	DESSOY	108.2
14	41	HOPKINS	112.7	55	DESSOY	91.8	43	HITCHCOCK	101.2	53	VEIJER	107.8
15	43	HITCHCOCK	112.5	99	WILLIS	91.6	7	LYONS	100.7	34	COOK	107.7
16	24	BUCHANAN	112.5	66	DOBSON	91.5	99	WILLIS	100.7	24	BUCHANAN	107.7
17	15	CROSBY	111.8	7	LYONS	91.4	66	DOBSON	100.4	7	LYONS	107.5
18	2	COATES	111.4	2	COATES	91.0	15	CROSBY	100.1	29	BROWN	107.3
19	23	STEPHENSON	111.2	29	BROWN	90.9	33	CUNNINGHAM	100.0	2	COATES	107.0
20	29	BROWN	111.1	15	CROSBY	90.8	29	BROWN	99.7	15	CROSBY	106.8
21	7	LYONS	110.9	41	HOPKINS	90.8	2	COATES	99.5	41	HOPKINS	106.5
22	51	HARRIS	110.9	96	BANHAM	90.3	41	HOPKINS	99.4	33	CUNNINGHAM	105.6
23	96	BANHAM	110.7	23	STEPHENSON	90.3	23	STEPHENSON	98.9	51	HARRIS	105.5
24	55	DESSOY	110.7	33	CUNNINGHAM	89.9	96	BANHAM	98.6	23	STEPHENSON	105.3
25	33	CUNNINGHAM	110.3	14	PENDRILL	89.8	5	JOHNSON	98.5	5	JOHNSON	105.3
26	14	PENDRILL	110.0	51	HARRIS	89.5	14	PENDRILL	98.3	96	BANHAM	105.0
27	44	HILL	110.0	44	HILL	89.3	51	HARRIS	97.8	44	HILL	105.0
28	8	MOORE	109.4	5	JOHNSON	88.8	44	HILL	97.5	14	PENDRILL	104.2
29	5	JOHNSON	108.2	8	MOORE	88.3	8	MOORE	97.3	8	MOORE	104.2
30	22	EAGLE	105.5	22	EAGLE	87.0	22	EAGLE	94.2	22	EAGLE	102.2

Weather / Track : Bright / Dry

Oulton Park International
Circuit Length = 2.6920 miles
Start: 09:02 Flag 09:22 End: 09:24

Results can be found at www.tsl-timing.com

Printed - 09:27 Saturday, 26 June 2021

MCRCB BULLETIN TK112

2021 Bennetts British Superbike Championship - Round 1

2021 Honda British Talent Cup

FREE PRACTICE 3 - STATISTICS

Competitors Started 30
Planned Start 2021-06-26 @ 09:00:00.000
Actual Start 2021-06-26 @ 09:02:00.618
Finish Time 2021-06-26 @ 09:22:00.618
Track Length 2.6920mi.
Total Laps 282
Total Distance Covered 759.1520mi.

Session Fastest Lap History

NO	NAME	LAP TIME	TIME OF DAY	LAP	VEHICLE
74	Carter BROWN	1:54.532	09:05:56.301	2	Honda
67	Casey O'GORMAN	1:54.153	09:06:43.640	2	Honda
74	Carter BROWN	1:53.153	09:07:49.453	3	Honda
74	Carter BROWN	1:52.393	09:09:41.847	4	Honda
74	Carter BROWN	1:51.939	09:11:33.785	5	Honda
67	Casey O'GORMAN	1:51.837	09:12:22.804	5	Honda
74	Carter BROWN	1:51.510	09:13:25.296	6	Honda
74	Carter BROWN	1:51.328	09:15:16.624	7	Honda
74	Carter BROWN	1:50.692	09:17:07.316	8	Honda
74	Carter BROWN	1:50.484	09:22:41.276	11	Honda

Flag History

TYPE	TIME OF DAY
GREEN	09:02:00.618
FINISH	09:22:00.618

Flag Statistics

TYPE	COUNT	TOTAL LAPS	TOTAL TIME
Green	1	11	22:54.588
Red	0	0	0.000
Safety Car	0	0	0.000
FCY	0	0	0.000

Weather / Track : Bright / Dry

Results can be found at www.tsl-timing.com

Oulton Park International
Circuit Length = 2.6920 miles
Start: 09:02 Flag 09:22 End: 09:24

Printed - 09:28 Saturday, 26 June 2021

MCRCB BULLETIN TK113

2021 Bennetts British Superbike Championship - Round 1

2021 Honda British Talent Cup

FREE PRACTICE 3 - SESSION NOTES

TIME	MESSAGE
09:05:13	#52 - EXCEEDED TRACK LIMITS AT T3 - LAP TIME CANCELLED
09:05:24	
09:05:24	#8 - EXCEEDED TRACK LIMITS AT T1 - LAP TIME CANCELLED
09:09:19	#67 - EXCEEDED TRACK LIMITS AT T3 - LAP TIME CANCELLED
09:10:40	#15 - EXCEEDED TRACK LIMITS AT T1 - LAP TIME CANCELLED
09:11:05	#33 - EXCEEDED TRACK LIMITS AT T3 - LAP TIME CANCELLED
09:12:41	#61 - EXCEEDED TRACK LIMITS AT T1 - LAP TIME CANCELLED
09:14:20	#14 - EXCEEDED TRACK LIMITS AT T1 - LAP TIME CANCELLED
09:14:23	
09:14:27	
09:15:53	NO. 14 - FALLER AT T10/11 HIZZYS - RIDER OK
09:18:29	NO. 96 - FALLER AT T1 OLD HALL - RIDER OK
09:22:13	CHEQUERED FLAG

Weather / Track : Bright / Dry

Results can be found at www.tsl-timing.com

Oulton Park International
Circuit Length = 2.6920 miles
Start: 09:02 Flag 09:22 End: 09:24

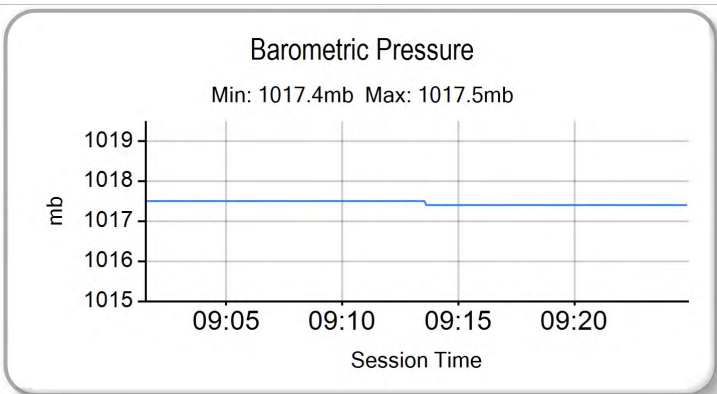
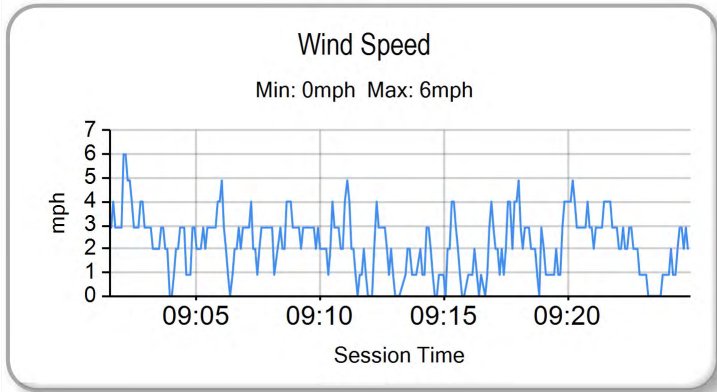
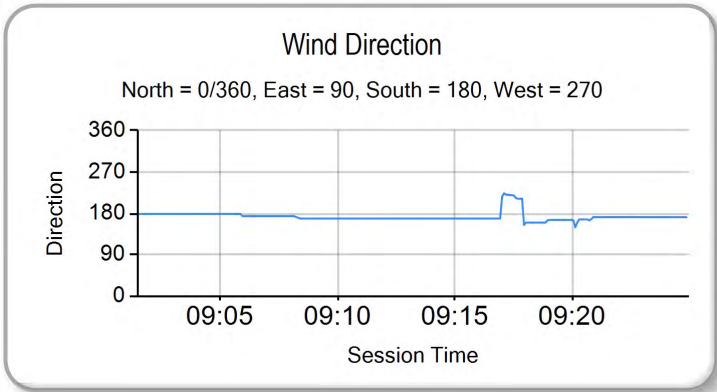
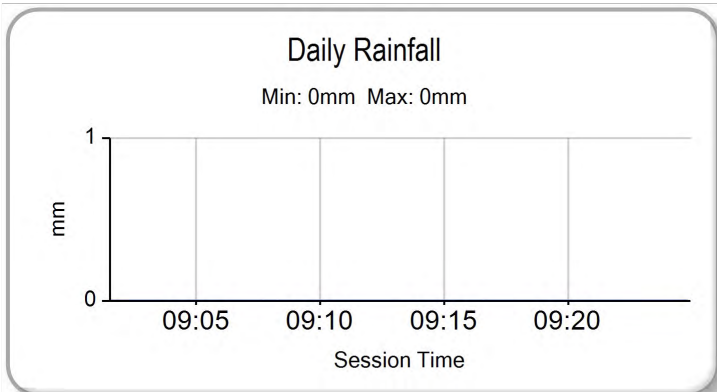
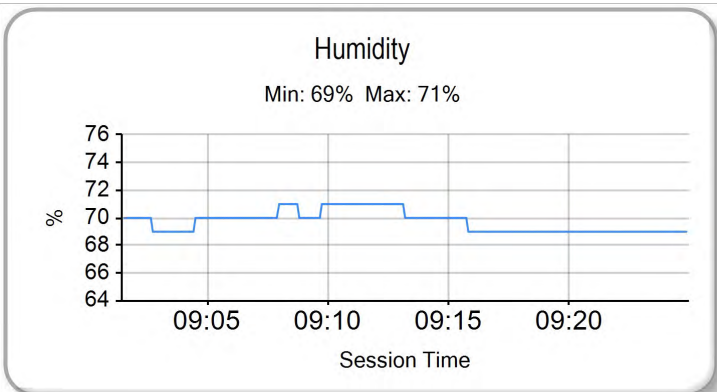
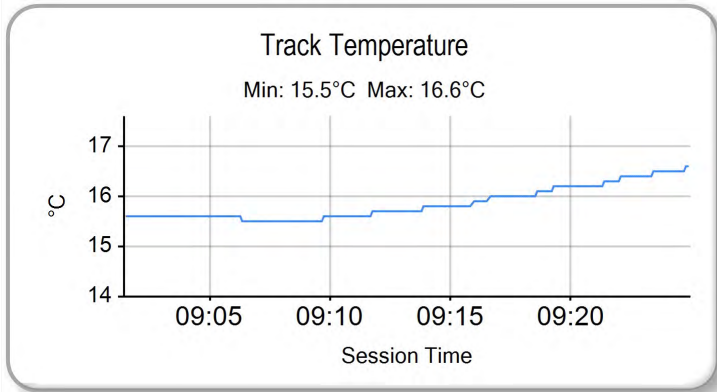
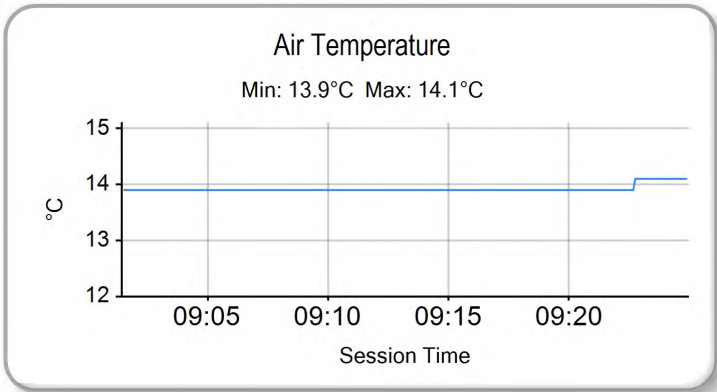
Printed - 09:28 Saturday, 26 June 2021

MCRCB BULLETIN TK114

2021 Bennetts British Superbike Championship - Round 1

2021 Honda British Talent Cup

FREE PRACTICE 3 - WEATHER CONDITIONS



Weather / Track : Bright / Dry

Results can be found at www.tsl-timing.com

Oulton Park International
Circuit Length = 2.6920 miles
Start: 09:02 Flag 09:22 End: 09:24

Printed - 09:29 Saturday, 26 June 2021

FREE PRACTICE 3 - COMBINED CLASSIFICATION

POS	NO	NAME	NAT	FIRST		SECOND		THIRD		GAP	DIFF
				TIME	LAPS	TIME	LAPS	TIME	LAPS		
1	74	Carter BROWN	GBR	1:51.907	13		0	1:50.484	11		
2	67	Casey O'GORMAN	GBR	1:51.884	15	2:04.820	9	1:51.295	11	0.811	0.811
3	34	James COOK	GBR	1:52.720	16	2:03.154	9	1:51.694	11	1.210	0.399
4	4	Sullivan MOUNSEY	GBR	1:52.996	14	2:04.059	9	1:51.722	10	1.238	0.028
5	52	Evan BELFORD	GBR	1:53.818	14	2:13.148	8	1:51.743	10	1.259	0.021
6	7	Jamie LYONS	GBR	1:52.894	15	2:06.345	10	1:51.828	10	1.344	0.085
7	48	Ollie WALKER	GBR	1:54.130	11	2:12.388	8	1:52.135	9	1.651	0.307
8	15	Harrison CROSBY	GBR	1:54.744	14	2:05.586	7	1:52.343	10	1.859	0.208
9	96	Rossi BANHAM	GBR	1:53.968	15	2:15.711	8	1:53.156	8	2.672	0.813
10	57	Johnny GARNES	GBR	1:54.619	12	2:08.733	3	1:53.821	6	3.337	0.665
11	66	Rossi DOBSON	GBR	1:55.901	15	2:10.195	9	1:53.903	10	3.419	0.082
12	23	Rhys STEPHENSON	GBR	1:57.760	13	2:08.005	10	1:54.084	10	3.600	0.181
13	43	Ryan HITCHCOCK	GBR	1:56.975	13	2:15.516	9	1:54.099	11	3.615	0.015
14	14	Evan PENDRILL	GBR	1:57.442	11	2:15.438	9	1:54.688	6	4.204	0.589
15	9	Bailey STUART-CAMPBELL	GBR	2:00.123	7	2:13.942	8	1:54.720	11	4.236	0.032
16	24	Cormac BUCHANAN	NZL	2:10.561	4	2:09.426	9	1:54.985	4	4.501	0.265
17	5	Mason JOHNSON	GBR	1:55.868	13	2:07.869	9	1:55.167	6	4.683	0.182
18	29	Lucas BROWN	GBR		0	2:07.740	10	1:55.569	11	5.085	0.402
19	21	Troy JEFFREY	GBR	1:59.418	10	2:07.503	9	1:55.700	9	5.216	0.131
20	33	JJ CUNNINGHAM	GBR	1:59.046	13		0	1:55.876	10	5.392	0.176
21	55	Harrison DESSOY	GBR	1:57.780	13	2:11.349	9	1:55.914	10	5.430	0.038
22	41	Luca HOPKINS	GBR	2:00.858	14	2:12.692	8	1:56.270	10	5.786	0.356
23	44	Lucas HILL	GBR	2:00.300	13	2:17.729	8	1:56.478	10	5.994	0.208
24	61	Harrison MACKAY	GBR	1:59.184	12	2:13.518	9	1:56.675	10	6.191	0.197
25	2	Rhys COATES	GBR	1:57.718	14	2:11.792	9	1:57.392	10	6.908	0.717
26	99	Peter WILLIS	GBR	2:00.449	15	2:16.610	9	1:57.537	10	7.053	0.145
27	53	Kiyano VEIJER	NLD	2:03.794	12	2:13.264	9	1:58.147	9	7.663	0.610
28	8	Ross MOORE	GBR	2:05.591	11	2:14.187	8	1:58.593	10	8.109	0.446
QUALIFYING LAPTIME (110.0% of 1:50.484) = 2:01.532											
29	51	Holly HARRIS	GBR	2:10.364	11	2:25.425	8	2:04.083	10	13.599	5.490
30	22	Anthony EAGLE	GBR	2:25.359	2	2:26.839	8	2:06.734	9	16.250	2.651

Weather / Track : Bright / Dry

These results are provisional until the conclusion of any judicial and technical matters.

Oulton Park International

Circuit Length = 2.6920 miles

Start: 09:02 Flag 09:22 End: 09:24

Race Director : Stuart Higgs	Stewards :	Timekeeper : Richard Evans
------------------------------	------------	----------------------------

Results can be found at www.britishsuperbike.com

Printed - 09:30 Saturday, 26 June 2021



QUALIFYING - CLASSIFICATION

POS	NO	NAME	NAT	ENTRY	TIME	ON	LAPS	GAP	DIFF	MPH
1	74	Carter BROWN	GBR	Honda - City Lifting / RS Racing	1:48.752	13	13			89.11
2	67	Casey O'GORMAN	GBR	Honda - Microlise Cresswell Racing	1:49.079	15	15	0.327	0.327	88.84
3	34	James COOK	GBR	Honda - Wilson Racing	1:49.511	13	16	0.759	0.432	88.49
4	24	Cormac BUCHANAN	NZL	Honda - Microlise Cresswell Racing	1:49.854	13	16	1.102	0.343	88.21
5	52	Evan BELFORD	GBR	Honda - City Lifting by RS Racing	1:50.399	12	13	1.647	0.545	87.78
6	57	Johnny GARNES	GBR	Honda - City Lifting by RS Racing	1:50.544	13	13	1.792	0.145	87.66
7	15	Harrison CROSBY	GBR	Honda - Banks Racing	1:50.559	14	15	1.807	0.015	87.65
8	7	Jamie LYONS	GBR	Honda - C&M Motors Ltd / Tooltec Racing	1:50.626	11	15	1.874	0.067	87.60
9	4	Sullivan MOUNSEY	GBR	Honda - iForce Lloyd & Jones	1:50.795	6	16	2.043	0.169	87.47
10	48	Ollie WALKER	GBR	Honda - Moto Rapido / SP125 Racing	1:51.116	14	14	2.364	0.321	87.21
11	96	Rossi BANHAM	GBR	Honda - MJL Racing	1:52.047	15	15	3.295	0.931	86.49
12	43	Ryan HITCHCOCK	GBR	Honda - Wilson Racing	1:52.092	5	15	3.340	0.045	86.45
13	55	Harrison DESSOY	GBR	Honda - Thorneycroft56 Racing	1:52.143	14	14	3.391	0.051	86.41
14	21	Troy JEFFREY	GBR	Honda - Stiggymotorsport	1:52.336	7	15	3.584	0.193	86.27
15	66	Rossi DOBSON	GBR	Honda - WM Racing	1:52.431	11	14	3.679	0.095	86.19
16	53	Kiyano VEIJER	NLD	Honda - Microlise Cresswell Racing	1:52.482	16	16	3.730	0.051	86.15
17	5	Mason JOHNSON	GBR	Honda - Johnson Racing	1:52.522	15	15	3.770	0.040	86.12
18	23	Rhys STEPHENSON	GBR	Honda - Rocket Racing	1:52.575	12	15	3.823	0.053	86.08
19	9	Bailey STUART-CAMPBELL	GBR	Honda - Team 151s	1:52.650	13	16	3.898	0.075	86.03
20	29	Lucas BROWN	GBR	Honda - Amphibian Scaffolding / SP125 Racing	1:53.050	7	15	4.298	0.400	85.72
21	33	JJ CUNNINGHAM	GBR	Honda - JCRsupersport	1:53.240	14	15	4.488	0.190	85.58
22	61	Harrison MACKAY	GBR	Honda - True Heros Racing / Super Soco	1:53.402	11	15	4.650	0.162	85.45
23	14	Evan PENDRILL	GBR	Honda - EPRacing / SP125 Racing	1:53.435	13	14	4.683	0.033	85.43
24	2	Rhys COATES	GBR	Honda - Ernie Coates Race Support / SP125 Racing	1:53.823	7	14	5.071	0.388	85.14
25	41	Luca HOPKINS	GBR	Honda - Wilson Racing	1:54.177	12	16	5.425	0.354	84.87
26	99	Peter WILLIS	GBR	Honda - WM Racing	1:54.283	12	16	5.531	0.106	84.80
27	44	Lucas HILL	GBR	Honda - Ashcourt Racing	1:54.814	12	15	6.062	0.531	84.40
28	8	Ross MOORE	GBR	Honda - B Moore Honda	1:55.742	7	15	6.990	0.928	83.73

QUALIFYING LAPTIME (110.0% of 1:48.752) = 1:59.627

29	51	Holly HARRIS	GBR	Honda - MJL Racing	2:01.664	12	14	12.912	5.922	79.65
30	22	Anthony EAGLE	GBR	Honda - Microlise Cresswell Racing	2:02.236	12	12	13.484	0.572	79.28

- #4 - Lap 1 time cancelled - Exceeded track limits at turn 3.
 #74 - Lap 3 time cancelled - Exceeded track limits at turn 3.
 #74 - Lap 4 time cancelled - Exceeded track limits at turn 16.
 #74 - Lap 5 time cancelled - Exceeded track limits at turn 3.
 #67 - Lap 7 time cancelled - Exceeded track limits at turn 3.
 #14 - Lap 12 time cancelled - Not entering pit lane after short circuit.

Weather / Track : Cloudy / Dry

These results are provisional until the conclusion of any judicial and technical matters.

Oulton Park International

Circuit Length = 2.6920 miles

Start: 12:10 Flag 12:40 End: 12:43

Race Director : Stuart Higgs

Stewards :

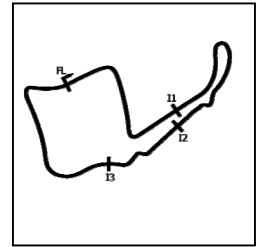
Timekeeper : Richard Evans

MCRCB BULLETIN TK159

2021 Bennetts British Superbike Championship - Round 1

2021 Honda British Talent Cup

QUALIFYING - SECTOR ANALYSIS



SECTOR 1 = FL to I1, SECTOR 2 = I1 to I2 SECTOR 3 = I2 to I3, SECTOR 4 = I3 to FL, DIFF = Difference To Personal Best Lap, P = Crossed Finish Line in Pit Lane, D = Time Disallowed

P1 74		Carter BROWN				Honda - City Lifting / RS Racing							
IDEAL LAP TIME : 1:48.592		BEST LAP TIME : 1:48.752				DIFFERENCE : 0.160							
LAP	SECTOR 1	SECTOR 2	SECTOR 3	SECTOR 4	LAP TIME	MPH	DIFF	TIME OF DAY					
1 -	OUTLAP	110.5	33.453	86.2	23.828	88.7	31.380	108.0				12:12:03.088	
2 -	27.381	115.5	31.475	90.6	22.351	101.3	30.871	107.2	1:52.078	86.46	3.326	12:13:55.166	
3 -	28.139	109.8	30.885	89.9	21.851	100.7	30.268	109.1	1:51.143	D	87.19	2.391	12:15:46.309
4 -	27.458	113.5	30.828	89.3	21.854	101.3	30.929	106.0	1:51.069	D	87.25	2.317	12:17:37.378
5 -	27.600	112.7	31.358	87.3	21.870	100.9	30.371	108.0	1:51.199	D	87.15	2.447	12:19:28.577
6 -	28.988	108.9	31.297	88.7	22.115	100.0	30.538	107.2	1:52.938		85.81	4.186	12:21:21.515
7 -	30.222	103.2	33.033	87.2	26.706	93.8	IN PIT		2:07.568	P	75.96	18.816	12:23:29.083
8 -	OUTLAP	111.4	31.089	90.3	21.720	100.9	30.819	107.3	7:24.741		21.79	5:35.989	12:30:53.824
9 -	27.953	112.9	30.512	91.3	21.556	102.1	30.058	108.7	1:50.079	(3)	88.03	1.327	12:32:43.903
10 -	27.542	113.5	30.606	91.9	21.661	102.4	30.309	108.0	1:50.118		88.00	1.366	12:34:34.021
11 -	27.414	113.1	31.053	88.1	21.686	102.6	30.297	108.5	1:50.450		87.74	1.698	12:36:24.471
12 -	27.107	114.1	30.447	92.3	21.432	102.1	30.127	108.7	1:49.113	(2)	88.81	0.361	12:38:13.584
13 -	26.955	114.7	30.159	91.0	21.420	102.1	30.218	109.1	1:48.752	(1)	89.11		12:40:02.336

P2 67		Casey O'GORMAN				Honda - Microlise Cresswell Racing							
IDEAL LAP TIME : 1:48.894		BEST LAP TIME : 1:49.079				DIFFERENCE : 0.185							
LAP	SECTOR 1	SECTOR 2	SECTOR 3	SECTOR 4	LAP TIME	MPH	DIFF	TIME OF DAY					
1 -	OUTLAP	111.1	33.487	87.9	23.910	92.1	32.119	108.9					12:12:04.042
2 -	27.620	115.3	31.036	93.8	22.245	101.6	30.422	110.0	1:51.323	87.05	2.244	12:13:55.365	
3 -	28.637	113.1	31.234	94.1	21.967	102.2	30.726	110.7	1:52.564	86.09	3.485	12:15:47.929	
4 -	28.159	112.7	30.706	92.0	21.854	101.2	30.378	109.2	1:51.097	87.23	2.018	12:17:39.026	
5 -	27.296	114.3	30.443	92.6	21.707	101.3	30.292	108.4	1:49.738	88.31	0.659	12:19:28.764	
6 -	29.059	107.2	31.683	90.3	29.692	97.8	31.096	108.5	2:01.530	79.74	12.451	12:21:30.294	
7 -	27.389	112.0	30.757	92.0	21.817	101.9	30.331	108.5	1:50.294	D	87.86	1.215	12:23:20.588
8 -	28.945	108.4	31.857	90.5	22.446	99.5	IN PIT		2:00.091	P	80.69	11.012	12:25:20.679
9 -	OUTLAP	111.6	31.344	91.1	22.301	100.1	30.686	110.0	4:29.596		35.94	2:40.517	12:29:50.275
10 -	28.035	112.2	30.977	91.3	22.055	100.1	30.500	108.9	1:51.567	86.86	2.488	12:31:41.842	
11 -	27.216	114.1	30.340	92.8	22.081	100.4	30.232	108.5	1:49.869	88.20	0.790	12:33:31.711	
12 -	26.991	116.9	30.525	92.5	21.802	101.6	30.204	109.1	1:49.522	(2)	88.48	0.443	12:35:21.233
13 -	27.064	115.5	31.301	92.8	22.261	102.1	30.400	108.9	1:51.026	87.28	1.947	12:37:12.259	
14 -	27.170	113.7	30.334	93.2	21.874	100.6	30.252	108.7	1:49.630	(3)	88.40	0.551	12:39:01.889
15 -	27.025	114.3	30.163	92.3	21.536	102.4	30.355	108.2	1:49.079	(1)	88.84		12:40:50.968

P3 34		James COOK				Honda - Wilson Racing							
IDEAL LAP TIME : 1:49.390		BEST LAP TIME : 1:49.511				DIFFERENCE : 0.121							
LAP	SECTOR 1	SECTOR 2	SECTOR 3	SECTOR 4	LAP TIME	MPH	DIFF	TIME OF DAY					
1 -	OUTLAP	101.6	35.060	86.0	22.964	98.8	32.015	106.3					12:12:13.546
2 -	28.005	112.5	31.009	90.9	22.667	99.5	34.123	105.6	1:55.804	83.68	6.293	12:14:09.350	
3 -	27.739	112.5	34.306	79.8	31.838	98.2	31.157	108.4	2:05.040	77.50	15.529	12:16:14.390	
4 -	27.692	113.1	31.221	90.6	22.252	100.6	30.601	107.3	1:51.766	86.71	2.255	12:18:06.156	
5 -	27.471	113.5	30.809	90.6	21.783	101.8	31.114	107.7	1:51.177	87.17	1.666	12:19:57.333	
6 -	28.121	107.8	31.430	92.1	21.824	95.4	31.211	107.5	1:52.586	86.07	3.075	12:21:49.919	
7 -	27.229	114.5	31.178	89.1	21.849	100.7	30.702	106.3	1:50.958	87.34	1.447	12:23:40.877	
8 -	27.420	113.1	31.596	89.3	22.287	98.5	31.300	106.8	1:52.603	86.06	3.092	12:25:33.480	
9 -	27.326	112.5	30.534	90.3	21.654	99.8	30.547	106.8	1:50.061	(2)	88.05	0.550	12:27:23.541
10 -	27.180	112.5	30.643	90.4	21.732	99.5	30.613	107.0	1:50.168	(3)	87.96	0.657	12:29:13.709
11 -	27.111	113.3	37.883	42.8	26.359	95.1	31.238	106.1	2:02.591	79.05	13.080	12:31:16.300	
12 -	28.257	109.8	31.956	88.0	22.374	97.2	31.507	106.3	1:54.094	84.94	4.583	12:33:10.394	
13 -	27.214	112.0	30.327	91.0	21.672	100.3	30.298	106.8	1:49.511	(1)	88.49		12:34:59.905
14 -	29.051	100.3	33.211	90.0	22.276	98.1	30.893	105.6	1:55.431	83.95	5.920	12:36:55.336	
15 -	27.253	113.9	30.470	91.4	21.978	98.9	30.719	107.2	1:50.420	87.76	0.909	12:38:45.756	
16 -	28.257	110.3	31.126	88.1	22.060	100.0	31.487	106.6	1:52.930	85.81	3.419	12:40:38.686	

Weather / Track : Cloudy / Dry

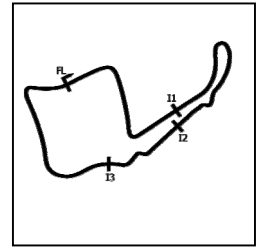
Oulton Park International
Circuit Length = 2.6920 miles
Start: 12:10 Flag 12:40 End: 12:43

MCRCB BULLETIN TK159

2021 Bennetts British Superbike Championship - Round 1

2021 Honda British Talent Cup

QUALIFYING - SECTOR ANALYSIS



SECTOR 1 = FL to I1, SECTOR 2 = I1 to I2 SECTOR 3 = I2 to I3, SECTOR 4 = I3 to FL, DIFF = Difference To Personal Best Lap, P = Crossed Finish Line in Pit Lane, D = Time Disallowed

P4 24		Cormac BUCHANAN						Honda - Microlise Cresswell Racing					
IDEAL LAP TIME : 1:49.399		BEST LAP TIME : 1:49.854				DIFFERENCE : 0.455							
LAP	SECTOR 1	SECTOR 2		SECTOR 3		SECTOR 4		LAP TIME	MPH	DIFF	TIME OF DAY		
1 -	OUTLAP	111.1	33.520	90.0	23.424	99.2	32.275	108.0			12:12:04.664		
2 -	28.050	110.9	31.914	91.3	22.035	100.9	31.057	108.2	1:53.056	85.72	3.202	12:13:57.720	
3 -	27.655	113.5	31.544	92.0	21.835	101.8	30.649	107.3	1:51.683	86.77	1.829	12:15:49.403	
4 -	27.643	114.3	31.525	91.6	21.868	101.3	30.844	108.4	1:51.880	86.62	2.026	12:17:41.283	
5 -	27.757	112.5	31.371	90.8	21.771	100.1	30.936	107.7	1:51.835	86.65	1.981	12:19:33.118	
6 -	27.652	113.1	31.018	92.5	21.715	102.1	31.000	109.1	1:51.385	87.00	1.531	12:21:24.503	
7 -	27.607	113.1	31.943	92.4	22.169	98.3	IN PIT		1:59.744	P	80.93	9.890	12:23:24.247
8 -	OUTLAP	113.3	31.048	91.5	21.772	100.6	31.115	107.8	2:40.270	60.46	50.416	12:26:04.517	
9 -	27.503	112.9	30.899	91.4	21.563	100.3	30.758	106.5	1:50.723	87.52	0.869	12:27:55.240	
10 -	27.786	111.4	31.893	89.3	22.423	95.7	31.219	107.7	1:53.321	85.52	3.467	12:29:48.561	
11 -	27.503	113.3	31.115	91.6	21.762	100.7	30.566	108.7	1:50.946	87.35	1.092	12:31:39.507	
12 -	27.451	112.5	30.912	91.6	21.643	101.3	30.335	108.7	1:50.341	87.83	0.487	12:33:29.848	
13 -	27.294	114.1	30.617	92.0	21.552	102.6	30.391	108.0	1:49.854 (1)	88.21		12:35:19.702	
14 -	27.475	113.9	30.585	91.1	21.535	101.0	30.506	109.4	1:50.101	(3)	88.02	0.247	12:37:09.803
15 -	27.554	112.5	30.977	90.8	33.344	95.3	30.819	107.7	2:02.694	78.98	12.840	12:39:12.497	
16 -	27.211	115.5	31.153	91.6	21.542	101.6	30.068	109.6	1:49.974	(2)	88.12	0.120	12:41:02.471

P5 52		Evan BELFORD						Honda - City Lifting by RS Racing					
IDEAL LAP TIME : 1:50.232		BEST LAP TIME : 1:50.399				DIFFERENCE : 0.167							
LAP	SECTOR 1	SECTOR 2		SECTOR 3		SECTOR 4		LAP TIME	MPH	DIFF	TIME OF DAY		
1 -	OUTLAP	109.2	33.890	90.4	23.060	99.1	31.652	108.4			12:12:01.264		
2 -	28.708	111.2	32.357	92.9	22.543	101.8	30.993	109.6	1:54.601	84.56	4.202	12:13:55.865	
3 -	28.243	112.4	31.692	93.3	22.078	102.1	30.578	110.3	1:52.591	86.07	2.192	12:15:48.456	
4 -	27.806	114.1	31.366	93.3	21.954	103.0	30.445	109.4	1:51.571	86.86	1.172	12:17:40.027	
5 -	27.344	116.1	30.887	92.1	21.939	101.9	30.725	109.2	1:50.895	(2)	87.39	0.496	12:19:30.922
6 -	28.386	111.6	31.683	93.4	22.331	101.8	30.952	109.4	1:53.352	85.49	2.953	12:21:24.274	
7 -	28.764	106.0	32.977	89.4	26.816	96.8	IN PIT		2:09.600	P	74.77	19.201	12:23:33.874
8 -	OUTLAP	103.8	32.887	88.4	22.643	98.9	31.332	109.1	7:26.816	21.68	5:36.417	12:31:00.690	
9 -	28.141	109.4	31.104	92.5	22.224	96.2	31.589	108.5	1:53.058	85.71	2.659	12:32:53.748	
10 -	27.525	112.7	30.904	92.6	21.842	101.5	31.006	104.6	1:51.277	87.09	0.878	12:34:45.025	
11 -	27.488	113.1	31.097	92.3	21.760	101.9	30.770	108.4	1:51.115	(3)	87.21	0.716	12:36:36.140
12 -	27.442	113.3	30.738	92.8	21.705	100.6	30.514	108.2	1:50.399 (1)	87.78		12:38:26.539	
13 -	29.113	100.0	33.311	85.0	23.530	92.4	32.454	108.7	1:58.408	81.84	8.009	12:40:24.947	

P6 57		Johnny GARNESSE						Honda - City Lifting by RS Racing					
IDEAL LAP TIME : 1:50.398		BEST LAP TIME : 1:50.544				DIFFERENCE : 0.146							
LAP	SECTOR 1	SECTOR 2		SECTOR 3		SECTOR 4		LAP TIME	MPH	DIFF	TIME OF DAY		
1 -	OUTLAP	114.1	33.768	93.9	22.895	97.3	31.651	111.8			12:12:01.371		
2 -	28.546	115.3	31.881	93.4	22.180	103.0	31.112	109.6	1:53.719	85.22	3.175	12:13:55.090	
3 -	28.831	113.9	31.198	94.6	21.943	103.2	30.728	112.2	1:52.700	85.99	2.156	12:15:47.790	
4 -	28.139	116.1	31.448	95.7	21.754	105.5	30.283	112.4	1:51.624	86.82	1.080	12:17:39.414	
5 -	27.786	116.5	31.264	96.4	21.913	106.0	30.757	112.4	1:51.720	86.74	1.176	12:19:31.134	
6 -	28.135	114.5	31.362	95.8	22.148	104.6	30.667	110.7	1:52.312	86.28	1.768	12:21:23.446	
7 -	27.842	114.7	34.398	92.0	22.186	104.6	IN PIT		2:03.427	P	78.51	12.883	12:23:26.873
8 -	OUTLAP	104.5	33.079	93.0	22.697	103.7	31.684	112.0	7:34.761	21.31	5:44.217	12:31:01.634	
9 -	27.876	116.1	31.333	94.7	22.030	104.5	31.328	112.0	1:52.567	86.09	2.023	12:32:54.201	
10 -	27.644	116.7	31.352	95.7	21.901	105.0	30.462	111.4	1:51.359	(3)	87.02	0.815	12:34:45.560
11 -	27.399	116.7	31.658	95.1	22.022	105.3	30.402	111.4	1:51.481	86.93	0.937	12:36:37.041	
12 -	27.543	116.9	31.122	95.1	21.745	104.2	30.390	111.6	1:50.800	(2)	87.46	0.256	12:38:27.841
13 -	27.414	115.5	31.078	93.5	21.638	104.3	30.414	111.4	1:50.544 (1)	87.66		12:40:18.385	

Weather / Track : Cloudy / Dry

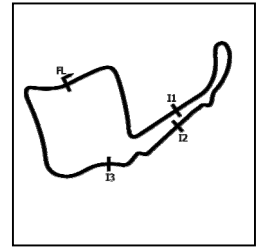
Oulton Park International
Circuit Length = 2.6920 miles
Start: 12:10 Flag 12:40 End: 12:43

MCRCB BULLETIN TK159

2021 Bennetts British Superbike Championship - Round 1

2021 Honda British Talent Cup

QUALIFYING - SECTOR ANALYSIS



SECTOR 1 = FL to I1, SECTOR 2 = I1 to I2 SECTOR 3 = I2 to I3, SECTOR 4 = I3 to FL, DIFF = Difference To Personal Best Lap, P = Crossed Finish Line in Pit Lane, D = Time Disallowed

P7 15		Harrison CROSBY						Honda - Banks Racing					
IDEAL LAP TIME : 1:50.424		BEST LAP TIME : 1:50.559				DIFFERENCE : 0.135							
LAP	SECTOR 1	SECTOR 2		SECTOR 3		SECTOR 4		LAP TIME	MPH	DIFF	TIME OF DAY		
1 -	OUTLAP	108.2	32.277	88.4	22.708	97.3	31.680	105.5			12:11:58.349		
2 -	28.353	110.7	31.605	89.3	22.326	98.5	31.348	106.1	1:53.632	85.28	3.073	12:13:51.981	
3 -	28.040	111.1	31.307	89.4	22.244	98.5	31.383	106.5	1:52.974	85.78	2.415	12:15:44.955	
4 -	28.287	110.5	31.718	88.8	22.203	99.2	31.336	106.8	1:53.544	85.35	2.985	12:17:38.499	
5 -	27.821	110.0	31.183	90.1	22.080	99.4	31.133	106.8	1:52.217	86.36	1.658	12:19:30.716	
6 -	28.327	110.1	31.221	90.5	22.413	97.3	IN PIT		2:01.383	P	79.84	10.824	12:21:32.099
7 -	OUTLAP	109.6	31.370	88.3	22.179	98.6	31.657	106.1	4:16.151		37.83	2:25.592	12:25:48.250
8 -	27.995	110.0	30.656	89.8	21.875	97.9	31.402	106.0	1:51.928		86.58	1.369	12:27:40.178
9 -	27.545	112.2	30.661	90.5	21.821	99.4	30.895	107.0	1:50.922	(3)	87.37	0.363	12:29:31.100
10 -	27.473	112.7	30.590	89.8	21.769	101.0	30.879	107.7	1:50.711	(2)	87.53	0.152	12:31:21.811
11 -	28.293	105.1	37.173	81.9	30.703	88.8	33.115	106.6	2:09.284		74.96	18.725	12:33:31.095
12 -	27.537	112.4	31.025	90.0	21.827	100.7	30.974	106.8	1:51.363		87.02	0.804	12:35:22.458
13 -	27.736	109.8	31.625	87.6	22.768	97.1	31.922	106.1	1:54.051		84.97	3.492	12:37:16.509
14 -	27.411	110.3	30.597	90.9	21.897	99.4	30.654	108.0	1:50.559	(1)	87.65		12:39:07.068
15 -	27.909	112.9	34.133	82.7	28.094	92.0	34.067	100.0	2:04.203		78.02	13.644	12:41:11.271

P8 7		Jamie LYONS						Honda - C&M Motors Ltd / Tooltec Racing					
IDEAL LAP TIME : 1:50.143		BEST LAP TIME : 1:50.626				DIFFERENCE : 0.483							
LAP	SECTOR 1	SECTOR 2		SECTOR 3		SECTOR 4		LAP TIME	MPH	DIFF	TIME OF DAY		
1 -	OUTLAP	100.6	35.297	81.2	24.708	95.3	31.910	105.5			12:12:32.330		
2 -	28.397	111.1	31.563	90.1	22.489	99.5	30.967	106.8	1:53.416		85.44	2.790	12:14:25.746
3 -	28.099	112.0	31.496	90.4	22.265	99.4	30.660	107.5	1:52.520		86.12	1.894	12:16:18.266
4 -	27.680	112.5	31.447	90.8	22.148	100.0	30.651	106.3	1:51.926		86.58	1.300	12:18:10.192
5 -	27.831	110.7	30.928	91.3	22.244	99.4	30.444	106.8	1:51.447		86.95	0.821	12:20:01.639
6 -	27.651	112.0	31.174	91.3	21.891	100.3	30.239	107.3	1:50.955	(3)	87.34	0.329	12:21:52.594
7 -	27.422	113.7	31.260	91.0	21.951	101.8	30.425	107.8	1:51.058		87.26	0.432	12:23:43.652
8 -	27.554	113.3	33.320	90.4	27.635	95.0	31.795	107.3	2:00.304		80.55	9.678	12:25:43.956
9 -	27.689	111.4	33.109	85.3	23.361	96.4	IN PIT		2:03.067	P	78.74	12.441	12:27:47.023
10 -	OUTLAP	95.8	31.958	90.3	22.399	98.5	30.737	106.5	3:33.516		45.38	1:42.890	12:31:20.539
11 -	27.555	111.4	30.621	90.6	22.039	99.5	30.411	107.0	1:50.626	(1)	87.60		12:33:11.165
12 -	28.094	110.5	30.800	90.4	21.900	100.3	30.625	106.0	1:51.419		86.98	0.793	12:35:02.584
13 -	27.460	111.6	30.786	90.4	21.980	99.8	31.128	105.6	1:51.354		87.03	0.728	12:36:53.938
14 -	27.650	111.4	30.854	89.0	25.660	99.8	31.074	106.6	1:55.238		84.09	4.612	12:38:49.176
15 -	27.407	112.5	31.070	91.4	21.876	100.1	30.514	106.8	1:50.867	(2)	87.41	0.241	12:40:40.043

P9 4		Sullivan MOUNSEY						Honda - iForce Lloyd & Jones					
IDEAL LAP TIME : 1:50.430		BEST LAP TIME : 1:50.795				DIFFERENCE : 0.365							
LAP	SECTOR 1	SECTOR 2		SECTOR 3		SECTOR 4		LAP TIME	MPH	DIFF	TIME OF DAY		
1 -	OUTLAP	93.8	37.119	83.0	25.110	93.0	33.084	106.6		D		12:12:18.175	
2 -	29.220	107.5	32.048	92.0	22.862	102.4	31.991	109.8	1:56.121		83.45	5.326	12:14:14.296
3 -	28.102	112.5	31.968	92.5	22.573	102.7	31.240	112.0	1:53.883		85.09	3.088	12:16:08.179
4 -	30.144	95.3	32.802	89.7	28.992	101.5	30.793	108.9	2:02.731		78.96	11.936	12:18:10.910
5 -	27.633	114.7	30.945	92.8	22.094	102.1	30.690	108.7	1:51.362	(3)	87.02	0.567	12:20:02.272
6 -	27.469	115.7	30.976	93.8	21.921	102.6	30.429	110.1	1:50.795	(1)	87.47		12:21:53.067
7 -	27.330	116.1	31.698	94.7	21.904	103.8	IN PIT		1:59.205	P	81.29	8.410	12:23:52.272
8 -	OUTLAP	102.7	32.471	91.3	22.195	100.4	31.433	108.0	2:57.715		54.53	1:06.920	12:26:49.987
9 -	28.338	112.0	31.595	92.6	22.303	100.4	31.455	107.3	1:53.691		85.24	2.896	12:28:43.678
10 -	28.397	114.1	31.365	92.3	22.189	100.1	31.292	108.5	1:53.243		85.57	2.448	12:30:36.921
11 -	27.880	113.1	31.867	92.1	22.204	100.3	31.295	108.9	1:53.246		85.57	2.451	12:32:30.167
12 -	27.685	114.5	31.559	92.8	22.020	101.6	30.957	108.2	1:52.221		86.35	1.426	12:34:22.388
13 -	28.743	108.9	31.579	92.1	21.941	101.6	30.966	108.7	1:53.229		85.59	2.434	12:36:15.617
14 -	27.814	112.9	31.104	93.0	22.102	100.9	30.791	108.9	1:51.811		86.67	1.016	12:38:07.428
15 -	27.527	114.7	31.246	94.9	21.854	102.4	30.829	108.5	1:51.456		86.95	0.661	12:39:58.884
16 -	27.821	114.3	30.821	91.6	21.850	101.3	30.815	109.4	1:51.307	(2)	87.06	0.512	12:41:50.191

Weather / Track : Cloudy / Dry

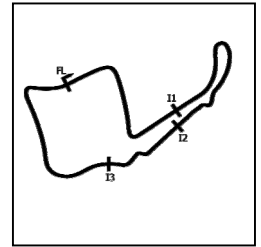
Oulton Park International
Circuit Length = 2.6920 miles
Start: 12:10 Flag 12:40 End: 12:43

MCRCB BULLETIN TK159

2021 Bennetts British Superbike Championship - Round 1

2021 Honda British Talent Cup

QUALIFYING - SECTOR ANALYSIS



SECTOR 1 = FL to I1, SECTOR 2 = I1 to I2 SECTOR 3 = I2 to I3, SECTOR 4 = I3 to FL, DIFF = Difference To Personal Best Lap, P = Crossed Finish Line in Pit Lane, D = Time Disallowed

P10 48		Ollie WALKER				Honda - Moto Rapido / SP125 Racing			
IDEAL LAP TIME : 1:50.595		BEST LAP TIME : 1:51.116				DIFFERENCE : 0.521			
LAP	SECTOR 1	SECTOR 2	SECTOR 3	SECTOR 4	LAP TIME	MPH	DIFF	TIME OF DAY	
1 -	OUTLAP	108.5	34.355	89.0	23.104	96.2	32.715	107.3	12:12:05.631
2 -	28.414	114.1	31.840	91.5	22.386	101.3	31.273	109.8	1:53.913 85.07 2.797 12:13:59.544
3 -	28.147	112.7	31.393	91.6	22.292	99.2	31.062	108.0	1:52.894 85.84 1.778 12:15:52.438
4 -	27.668	112.2	31.147	91.1	22.131	101.2	30.702	108.9	1:51.648 86.80 0.532 12:17:44.086
5 -	27.839	113.1	31.115	92.3	22.046	100.3	30.781	108.2	1:51.781 86.69 0.665 12:19:35.867
6 -	27.698	112.9	31.186	90.4	22.098	100.0	IN PIT		2:01.802 P 79.56 10.686 12:21:37.669
7 -	OUTLAP	109.4	32.040	89.3	22.411	99.1	30.980	107.8	7:09.507 22.56 5:18.391 12:28:47.176
8 -	27.530	113.9	31.039	91.8	22.017	100.4	30.726	109.4	1:51.312 87.06 0.196 12:30:38.488
9 -	27.412	115.3	31.243	92.3	21.971	101.2	30.853	107.3	1:51.479 86.93 0.363 12:32:29.967
10 -	27.844	111.2	32.248	91.9	21.928	101.8	31.234	108.0	1:53.254 85.57 2.138 12:34:23.221
11 -	27.677	112.7	31.107	91.5	21.778	101.6	30.566	108.4	1:51.128 (2) 87.20 0.012 12:36:14.349
12 -	27.527	112.5	31.083	91.1	21.896	99.5	30.772	108.9	1:51.278 (3) 87.09 0.162 12:38:05.627
13 -	27.447	113.5	31.535	89.9	22.361	99.1	31.638	107.2	1:52.981 85.77 1.865 12:39:58.608
14 -	27.589	112.0	30.839	91.8	21.780	100.9	30.908	108.2	1:51.116 (1) 87.21 12:41:49.724

P11 96		Rossi BANHAM				Honda - MJL Racing			
IDEAL LAP TIME : 1:52.047		BEST LAP TIME : 1:52.047				DIFFERENCE : 0.000			
LAP	SECTOR 1	SECTOR 2	SECTOR 3	SECTOR 4	LAP TIME	MPH	DIFF	TIME OF DAY	
1 -	OUTLAP	107.7	32.828	87.9	22.872	97.9	31.801	105.1	12:13:08.764
2 -	28.494	109.4	32.035	89.5	22.500	98.2	31.611	104.8	1:54.640 84.53 2.593 12:15:03.404
3 -	28.443	109.8	31.631	89.9	22.410	98.1	31.463	103.7	1:53.947 85.05 1.900 12:16:57.351
4 -	28.347	109.4	31.755	88.8	22.437	97.8	31.636	105.1	1:54.175 84.88 2.128 12:18:51.526
5 -	28.925	109.8	32.465	85.7	22.931	96.8	IN PIT		2:03.073 P 78.74 11.026 12:20:54.599
6 -	OUTLAP	109.6	32.014	90.0	22.339	97.8	31.472	105.3	2:23.047 67.74 31.000 12:23:17.646
7 -	28.293	109.4	32.729	90.6	22.402	97.9	31.704	105.5	1:55.128 84.17 3.081 12:25:12.774
8 -	28.104	109.4	31.522	89.5	22.303	97.5	31.518	104.8	1:53.447 85.42 1.400 12:27:06.221
9 -	28.049	109.6	31.468	89.5	22.247	97.5	IN PIT		1:58.010 P 82.12 5.963 12:29:04.231
10 -	OUTLAP	108.7	31.499	89.9	22.056	98.6	32.004	105.5	2:52.746 56.10 1:00.699 12:31:56.977
11 -	28.090	108.9	31.465	89.2	22.354	98.2	31.206	104.8	1:53.115 85.67 1.068 12:33:50.092
12 -	28.201	109.8	31.453	89.3	22.070	98.8	31.370	105.1	1:53.094 (3) 85.69 1.047 12:35:43.186
13 -	28.327	109.1	31.440	89.7	22.340	95.5	31.590	105.5	1:53.697 85.23 1.650 12:37:36.883
14 -	28.049	109.4	31.270	89.5	22.084	98.5	31.181	104.5	1:52.584 (2) 86.08 0.537 12:39:29.467
15 -	27.932	110.9	31.086	89.8	22.054	98.3	30.975	105.6	1:52.047 (1) 86.49 12:41:21.514

P12 43		Ryan HITCHCOCK				Honda - Wilson Racing			
IDEAL LAP TIME : 1:51.920		BEST LAP TIME : 1:52.092				DIFFERENCE : 0.172			
LAP	SECTOR 1	SECTOR 2	SECTOR 3	SECTOR 4	LAP TIME	MPH	DIFF	TIME OF DAY	
1 -	OUTLAP	110.0	33.519	90.1	23.001	99.5	32.209	107.5	12:12:23.805
2 -	28.176	114.5	33.035	91.3	22.681	101.6	32.167	107.5	1:56.059 83.50 3.967 12:14:19.864
3 -	27.858	112.9	31.952	92.3	22.447	100.1	31.301	107.7	1:53.558 85.34 1.466 12:16:13.422
4 -	27.676	112.7	31.707	91.4	22.249	100.9	31.296	108.9	1:52.928 (3) 85.81 0.836 12:18:06.350
5 -	27.703	113.1	31.314	91.5	22.118	101.6	30.957	108.4	1:52.092 (1) 86.45 12:19:58.442
6 -	27.919	113.5	32.006	90.3	22.296	101.2	31.262	108.4	1:53.483 85.39 1.391 12:21:51.925
7 -	27.587	115.3	32.476	92.3	22.607	102.4	31.103	107.8	1:53.773 85.18 1.681 12:23:45.698
8 -	28.159	112.4	31.762	92.4	22.157	100.9	31.766	105.5	1:53.844 85.12 1.752 12:25:39.542
9 -	28.142	112.9	32.122	86.0	22.423	100.3	31.207	108.0	1:53.894 85.09 1.802 12:27:33.436
10 -	27.873	113.1	31.802	90.6	22.228	100.1	31.375	106.6	1:53.278 85.55 1.186 12:29:26.714
11 -	28.307	111.4	32.276	89.5	22.754	100.6	31.337	107.3	1:54.674 84.51 2.582 12:31:21.388
12 -	28.148	112.0	34.518	89.4	22.820	101.3	31.349	107.7	1:56.835 82.94 4.743 12:33:18.223
13 -	28.121	112.4	31.990	90.9	22.690	98.5	IN PIT		2:05.583 P 77.17 13.491 12:35:23.806
14 -	OUTLAP	109.4	32.521	89.5	22.583	99.4	31.558	107.2	2:59.106 54.10 1:07.014 12:38:22.912
15 -	28.169	112.0	31.407	91.8	22.062	100.9	31.170	106.8	1:52.808 (2) 85.90 0.716 12:40:15.720

Weather / Track : Cloudy / Dry

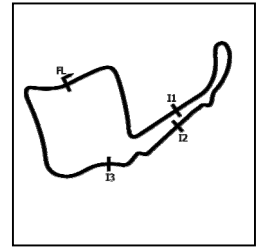
Oulton Park International
Circuit Length = 2.6920 miles
Start: 12:10 Flag 12:40 End: 12:43

MCRCB BULLETIN TK159

2021 Bennetts British Superbike Championship - Round 1

2021 Honda British Talent Cup

QUALIFYING - SECTOR ANALYSIS



SECTOR 1 = FL to I1, SECTOR 2 = I1 to I2 SECTOR 3 = I2 to I3, SECTOR 4 = I3 to FL, DIFF = Difference To Personal Best Lap, P = Crossed Finish Line in Pit Lane, D = Time Disallowed

P13 55		Harrison DESOY				Honda - Thorneycroft56 Racing							
IDEAL LAP TIME : 1:52.143		BEST LAP TIME : 1:52.143				DIFFERENCE : 0.000							
LAP	SECTOR 1	SECTOR 2	SECTOR 3	SECTOR 4	LAP TIME	MPH	DIFF	TIME OF DAY					
1 -	OUTLAP	108.0	33.494	90.4	23.046	99.7	32.543	106.6	12:12:06.421				
2 -	28.825	112.0	32.007	90.5	22.633	101.2	31.168	107.3	1:54.633	84.54	2.490	12:14:01.054	
3 -	28.774	111.8	31.659	90.0	22.474	99.8	31.369	107.3	1:54.276	84.80	2.133	12:15:55.330	
4 -	28.976	112.0	31.622	90.5	22.634	101.2	32.250	105.0	1:55.482	83.92	3.339	12:17:50.812	
5 -	28.626	111.4	33.034	86.9	24.255	93.3	IN PIT		2:07.878	P	75.78	15.735	12:19:58.690
6 -	OUTLAP	105.5	32.970	86.7	23.005	96.6	31.918	104.8	5:52.966	27.45	4:00.823	12:25:51.656	
7 -	28.962	111.2	31.437	90.3	22.267	100.0	31.311	107.8	1:53.977	85.02	1.834	12:27:45.633	
8 -	28.291	112.9	31.642	90.8	22.187	101.3	31.317	106.8	1:53.437	85.43	1.294	12:29:39.070	
9 -	28.565	113.1	31.566	90.0	22.433	97.3	31.475	106.3	1:54.039	84.98	1.896	12:31:33.109	
10 -	28.693	110.9	31.440	89.7	22.290	99.8	31.100	106.6	1:53.523	85.36	1.380	12:33:26.632	
11 -	28.272	111.4	31.197	90.6	22.152	101.2	31.094	106.6	1:52.715	(2)	85.98	0.572	12:35:19.347
12 -	28.343	112.2	31.758	90.1	22.859	98.5	32.998	106.6	1:55.958	83.57	3.815	12:37:15.305	
13 -	28.264	111.4	31.166	92.1	22.527	100.1	31.193	107.3	1:53.150	(3)	85.65	1.007	12:39:08.455
14 -	28.190	113.3	31.019	91.4	22.117	101.8	30.817	107.2	1:52.143	(1)	86.41		12:41:00.598

P14 21		Troy JEFFREY				Honda - Stiggymotorsport							
IDEAL LAP TIME : 1:51.930		BEST LAP TIME : 1:52.336				DIFFERENCE : 0.406							
LAP	SECTOR 1	SECTOR 2	SECTOR 3	SECTOR 4	LAP TIME	MPH	DIFF	TIME OF DAY					
1 -	OUTLAP	105.5	33.521	92.9	23.107	103.2	34.040	111.1	12:12:08.329				
2 -	28.556	108.4	32.411	93.4	22.305	102.7	31.384	109.8	1:54.656	84.52	2.320	12:14:02.985	
3 -	27.913	113.5	31.997	91.8	22.284	102.2	31.195	110.5	1:53.389	(2)	85.46	1.053	12:15:56.374
4 -	28.036	111.8	31.843	92.8	22.710	102.9	31.786	110.3	1:54.375	84.73	2.039	12:17:50.749	
5 -	28.161	111.8	31.659	90.5	22.406	101.0	31.211	108.9	1:53.437	(3)	85.43	1.101	12:19:44.186
6 -	28.588	111.2	32.386	92.0	22.676	101.2	31.343	108.9	1:54.993	84.27	2.657	12:21:39.179	
7 -	27.890	111.8	31.626	92.4	21.952	101.6	30.868	109.8	1:52.336	(1)	86.27		12:23:31.515
8 -	28.174	112.0	32.096	91.8	22.680	101.2	31.736	108.4	1:54.686	84.50	2.350	12:25:26.201	
9 -	28.608	108.9	33.016	90.6	22.893	99.2	IN PIT		2:07.239	P	76.16	14.903	12:27:33.440
10 -	OUTLAP	108.0	33.993	89.7	22.815	100.0	31.846	108.7	2:51.406	56.54	59.070	12:30:24.846	
11 -	27.838	113.3	31.684	91.0	22.690	99.8	31.855	107.3	1:54.067	84.96	1.731	12:32:18.913	
12 -	28.285	111.8	32.024	91.5	23.057	100.4	31.411	106.8	1:54.777	84.43	2.441	12:34:13.690	
13 -	28.430	112.2	42.961	55.7	24.961	100.4	31.702	108.2	2:08.054	75.68	15.718	12:36:21.744	
14 -	28.227	111.6	32.654	92.5	22.308	100.9	31.368	108.4	1:54.557	84.59	2.221	12:38:16.301	
15 -	28.010	113.3	31.272	91.9	22.657	101.5	31.534	108.0	1:53.473	85.40	1.137	12:40:09.774	

P15 66		Rossi DOBSON				Honda - WM Racing							
IDEAL LAP TIME : 1:52.212		BEST LAP TIME : 1:52.431				DIFFERENCE : 0.219							
LAP	SECTOR 1	SECTOR 2	SECTOR 3	SECTOR 4	LAP TIME	MPH	DIFF	TIME OF DAY					
1 -	OUTLAP	111.1	33.939	90.5	23.840	92.8	33.091	108.0	12:12:05.152				
2 -	28.410	113.7	31.950	91.9	22.552	100.7	31.358	108.2	1:54.270	84.81	1.839	12:13:59.422	
3 -	28.511	113.9	31.780	91.4	22.381	100.4	31.274	108.0	1:53.946	85.05	1.515	12:15:53.368	
4 -	29.109	109.4	32.838	89.4	23.024	99.7	IN PIT		2:04.127	P	78.07	11.696	12:17:57.495
5 -	OUTLAP	109.1	32.918	89.9	22.647	100.6	31.500	108.9	4:20.807	37.15	2:28.376	12:22:18.302	
6 -	28.109	112.2	31.562	91.4	22.575	100.6	31.398	107.3	1:53.644	85.27	1.213	12:24:11.946	
7 -	28.037	112.7	31.491	90.5	22.300	101.3	31.145	107.5	1:52.973	(3)	85.78	0.542	12:26:04.919
8 -	27.979	112.0	31.642	89.7	22.303	99.4	IN PIT		1:58.918	P	81.49	6.487	12:28:03.837
9 -	OUTLAP	105.1	34.615	87.7	22.712	99.7	31.362	107.2	3:59.408	40.48	2:06.977	12:32:03.245	
10 -	28.162	113.3	32.047	89.9	22.265	100.9	31.131	107.2	1:53.605	85.30	1.174	12:33:56.850	
11 -	27.859	112.9	31.111	90.4	22.113	100.7	31.348	107.0	1:52.431	(1)	86.19		12:35:49.281
12 -	28.038	111.6	31.729	89.7	22.280	100.4	31.288	107.0	1:53.335	85.51	0.904	12:37:42.616	
13 -	27.857	111.1	31.706	91.1	22.216	100.9	31.264	106.5	1:53.043	85.73	0.612	12:39:35.659	
14 -	27.936	112.4	31.364	91.0	22.167	100.3	31.271	107.3	1:52.738	(2)	85.96	0.307	12:41:28.397

Weather / Track : Cloudy / Dry

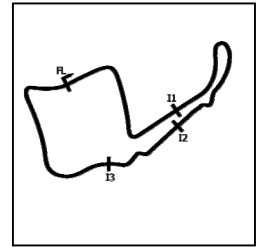
Oulton Park International
Circuit Length = 2.6920 miles
Start: 12:10 Flag 12:40 End: 12:43

MCRCB BULLETIN TK159

2021 Bennetts British Superbike Championship - Round 1

2021 Honda British Talent Cup

QUALIFYING - SECTOR ANALYSIS



SECTOR 1 = FL to I1, SECTOR 2 = I1 to I2, SECTOR 3 = I2 to I3, SECTOR 4 = I3 to FL, DIFF = Difference To Personal Best Lap, P = Crossed Finish Line in Pit Lane, D = Time Disallowed

P16 53		Kiyano VEIJER				Honda - Microlise Cresswell Racing						
IDEAL LAP TIME : 1:52.482		BEST LAP TIME : 1:52.482				DIFFERENCE : 0.000						
LAP	SECTOR 1	SECTOR 2		SECTOR 3		SECTOR 4		LAP TIME	MPH	DIFF	TIME OF DAY	
1 -	OUTLAP	89.8	37.634	87.7	24.292	99.8	34.203	104.2			12:12:19.919	
2 -	31.147	112.9	33.482	92.8	22.943	101.2	32.612	106.8	2:00.184	80.63	7.702	12:14:20.103
3 -	28.887	113.3	32.674	91.9	22.780	101.9	31.842	109.2	1:56.183	83.41	3.701	12:16:16.286
4 -	28.970	112.9	32.882	92.1	22.582	102.1	31.860	108.9	1:56.294	83.33	3.812	12:18:12.580
5 -	28.674	112.9	32.281	92.1	22.408	101.3	31.710	108.4	1:55.073	84.21	2.591	12:20:07.653
6 -	29.547	109.4	33.058	91.8	22.501	100.7	31.718	107.5	1:56.824	82.95	4.342	12:22:04.477
7 -	28.439	112.5	32.105	91.8	22.326	101.0	31.733	107.3	1:54.603	84.56	2.121	12:23:59.080
8 -	28.524	113.9	32.174	91.6	22.461	101.2	31.783	108.0	1:54.942	84.31	2.460	12:25:54.022
9 -	28.705	104.0	34.214	90.6	23.040	98.5	32.345	105.5	1:58.304	81.91	5.822	12:27:52.326
10 -	30.740	106.1	32.453	91.8	22.435	100.6	32.006	108.5	1:57.634	82.38	5.152	12:29:49.960
11 -	28.470	113.7	32.057	91.3	22.359	100.4	31.352	108.2	1:54.238	84.83	1.756	12:31:44.198
12 -	28.033	113.9	31.755	92.1	22.176	100.9	31.414	107.3	1:53.378 (2)	85.47	0.896	12:33:37.576
13 -	29.067	107.7	33.560	88.5	23.428	98.6	33.576	100.0	1:59.631	81.00	7.149	12:35:37.207
14 -	30.242	108.9	34.191	88.0	23.562	97.6	32.395	106.8	2:00.390	80.49	7.908	12:37:37.597
15 -	28.259	113.3	31.616	92.5	22.182	101.0	31.485	107.7	1:53.542 (3)	85.35	1.060	12:39:31.139
16 -	27.806	114.3	31.288	91.6	22.054	101.2	31.334	108.0	1:52.482 (1)	86.15		12:41:23.621

P17 5		Mason JOHNSON				Honda - Johnson Racing						
IDEAL LAP TIME : 1:52.254		BEST LAP TIME : 1:52.522				DIFFERENCE : 0.268						
LAP	SECTOR 1	SECTOR 2		SECTOR 3		SECTOR 4		LAP TIME	MPH	DIFF	TIME OF DAY	
1 -	OUTLAP	108.0	33.782	89.2	23.684	97.3	46.121	102.2			12:12:18.299	
2 -	28.704	110.5	32.255	90.3	22.698	98.5	31.924	106.1	1:55.581	83.84	3.059	12:14:13.880
3 -	27.955	110.9	32.029	89.0	22.839	98.2	31.386	106.0	1:54.209	84.85	1.687	12:16:08.089
4 -	28.035	110.5	31.594	89.3	22.576	100.3	31.554	106.3	1:53.759	85.19	1.237	12:18:01.848
5 -	28.267	109.4	32.346	90.6	22.206	99.1	30.998	106.5	1:53.817	85.14	1.295	12:19:55.665
6 -	28.003	112.0	31.468	89.7	22.628	98.9	31.276	105.8	1:53.375 (2)	85.48	0.853	12:21:49.040
7 -	27.890	109.4	31.852	88.8	22.379	98.8	31.425	105.1	1:53.546 (3)	85.35	1.024	12:23:42.586
8 -	28.131	109.1	31.809	89.5	22.787	98.8	31.988	105.6	1:54.715	84.48	2.193	12:25:37.301
9 -	28.050	109.1	34.415	84.9	23.761	90.8	IN PIT		2:07.235 P	76.16	14.713	12:27:44.536
10 -	OUTLAP	111.4	31.684	88.4	22.282	98.2	31.355	106.0	3:40.493	43.95	1:47.971	12:31:25.029
11 -	27.829	110.5	31.400	90.3	22.438	98.8	32.531	100.6	1:54.198	84.86	1.676	12:33:19.227
12 -	30.387	95.7	35.439	89.0	22.531	99.4	31.313	107.0	1:59.670	80.98	7.148	12:35:18.897
13 -	28.218	109.8	32.067	89.2	22.620	98.8	IN PIT		2:01.014 P	80.08	8.492	12:37:19.911
14 -	OUTLAP	110.9	32.212	86.7	22.932	99.1	31.745	105.8	2:39.360	60.81	46.838	12:39:59.271
15 -	28.018	114.3	31.221	90.1	22.271	99.4	31.012	106.5	1:52.522 (1)	86.12		12:41:51.793

P18 23		Rhys STEPHENSON				Honda - Rocket Racing						
IDEAL LAP TIME : 1:52.101		BEST LAP TIME : 1:52.575				DIFFERENCE : 0.474						
LAP	SECTOR 1	SECTOR 2		SECTOR 3		SECTOR 4		LAP TIME	MPH	DIFF	TIME OF DAY	
1 -	OUTLAP	105.8	34.102	88.3	22.873	95.7	31.846	104.6			12:12:02.010	
2 -	28.449	109.8	32.217	90.4	22.589	98.9	31.220	105.6	1:54.475	84.65	1.900	12:13:56.485
3 -	28.009	110.5	31.666	90.9	22.132	98.2	31.446	106.8	1:53.253	85.57	0.678	12:15:49.738
4 -	27.995	110.9	31.625	86.8	22.321	97.8	31.431	104.5	1:53.372	85.48	0.797	12:17:43.110
5 -	27.936	110.0	31.893	87.3	22.481	97.2	31.351	104.5	1:53.661	85.26	1.086	12:19:36.771
6 -	29.086	107.5	33.791	80.8	23.894	91.1	IN PIT		2:08.629 P	75.34	16.054	12:21:45.400
7 -	OUTLAP	109.2	32.732	87.3	23.078	97.9	31.880	105.5	4:06.378	39.33	2:13.803	12:25:51.778
8 -	28.574	109.1	31.463	88.1	22.278	96.6	31.396	104.5	1:53.711	85.22	1.136	12:27:45.489
9 -	28.356	109.4	31.512	88.5	22.245	97.3	31.950	105.0	1:54.063	84.96	1.488	12:29:39.552
10 -	28.279	111.8	31.932	90.3	22.742	97.8	31.468	105.3	1:54.421	84.69	1.846	12:31:33.973
11 -	28.306	110.0	31.161	89.8	22.485	97.5	31.229	104.8	1:53.181 (3)	85.62	0.606	12:33:27.154
12 -	28.000	111.6	31.364	90.1	22.116	99.7	31.095	106.3	1:52.575 (1)	86.08		12:35:19.729
13 -	28.151	112.0	32.268	89.5	22.370	100.0	32.022	104.5	1:54.811	84.41	2.236	12:37:14.540
14 -	28.393	110.3	31.388	88.4	22.497	98.3	31.176	104.8	1:53.454	85.42	0.879	12:39:07.994
15 -	27.729	112.2	31.492	89.7	22.133	98.5	31.446	106.8	1:52.800 (2)	85.91	0.225	12:41:00.794

Weather / Track : Cloudy / Dry

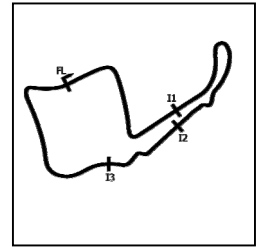
Oulton Park International
Circuit Length = 2.6920 miles
Start: 12:10 Flag 12:40 End: 12:43

MCRCB BULLETIN TK159

2021 Bennetts British Superbike Championship - Round 1

2021 Honda British Talent Cup

QUALIFYING - SECTOR ANALYSIS



SECTOR 1 = FL to I1, SECTOR 2 = I1 to I2 SECTOR 3 = I2 to I3, SECTOR 4 = I3 to FL, DIFF = Difference To Personal Best Lap, P = Crossed Finish Line in Pit Lane, D = Time Disallowed

P19 9		Bailey STUART-CAMPBELL				Honda - Team 151s							
IDEAL LAP TIME : 1:52.388		BEST LAP TIME : 1:52.650				DIFFERENCE : 0.262							
LAP	SECTOR 1	SECTOR 2	SECTOR 3	SECTOR 4	LAP TIME	MPH	DIFF	TIME OF DAY					
1 -	OUTLAP	108.2	34.160	90.8	23.122	101.6	33.550	108.5	12:12:08.646				
2 -	29.078	111.2	33.349	92.1	22.997	100.4	32.780	107.8	1:58.204	81.98	5.554	12:14:06.850	
3 -	28.352	113.9	32.860	92.4	23.016	100.7	IN PIT		2:05.564	P	77.18	12.914	12:16:12.414
4 -	OUTLAP	111.1	32.562	91.1	22.764	99.8	32.063	108.5	2:28.249	65.37	35.599	12:18:40.663	
5 -	28.626	110.7	32.557	89.8	22.383	98.5	31.505	107.8	1:55.071	84.22	2.421	12:20:35.734	
6 -	28.719	112.0	32.127	90.6	22.408	99.2	31.625	108.0	1:54.879	84.36	2.229	12:22:30.613	
7 -	28.310	112.5	32.008	91.0	22.293	100.1	31.260	107.8	1:53.871	85.10	1.221	12:24:24.484	
8 -	28.371	112.4	31.873	90.9	22.447	99.2	32.197	106.6	1:54.888	84.35	2.238	12:26:19.372	
9 -	28.524	111.8	32.917	87.8	22.545	99.5	31.824	106.8	1:55.810	83.68	3.160	12:28:15.182	
10 -	29.071	111.2	32.586	90.3	22.329	99.2	31.836	107.3	1:55.822	83.67	3.172	12:30:11.004	
11 -	28.160	112.5	31.703	90.4	22.131	100.9	31.171	108.4	1:53.165	(2)	85.63	0.515	12:32:04.169
12 -	27.796	113.7	32.334	90.6	22.408	100.4	31.252	108.5	1:53.790	85.16	1.140	12:33:57.959	
13 -	28.040	113.9	31.414	91.6	22.007	101.3	31.189	108.5	1:52.650	(1)	86.03		12:35:50.609
14 -	28.097	111.4	32.047	91.0	22.397	95.8	32.694	107.7	1:55.235	84.10	2.585	12:37:45.844	
15 -	28.144	112.4	31.921	90.8	23.076	100.3	31.427	108.0	1:54.568	84.58	1.918	12:39:40.412	
16 -	27.919	113.3	31.567	90.1	22.240	100.0	31.608	107.0	1:53.334	(3)	85.51	0.684	12:41:33.746

P20 29		Lucas BROWN				Honda - Amphibian Scaffolding / SP125 Racing							
IDEAL LAP TIME : 1:52.892		BEST LAP TIME : 1:53.050				DIFFERENCE : 0.158							
LAP	SECTOR 1	SECTOR 2	SECTOR 3	SECTOR 4	LAP TIME	MPH	DIFF	TIME OF DAY					
1 -	OUTLAP	111.8	33.580	90.6	23.556	91.0	33.141	107.2					12:12:05.290
2 -	28.564	112.4	32.237	91.0	22.382	101.0	31.482	107.8	1:54.665	84.51	1.615	12:13:59.955	
3 -	28.112	112.7	31.904	90.6	22.445	99.7	31.597	107.5	1:54.058	84.96	1.008	12:15:54.013	
4 -	28.494	111.1	32.025	88.8	22.453	99.7	31.639	106.8	1:54.611	84.55	1.561	12:17:48.624	
5 -	29.281	103.8	36.022	78.0	28.393	96.8	32.293	104.8	2:05.989	76.92	12.939	12:19:54.613	
6 -	28.618	110.7	31.865	87.4	23.691	94.5	31.745	107.0	1:55.919	83.60	2.869	12:21:50.532	
7 -	27.907	112.9	31.519	90.3	22.158	100.0	31.466	107.3	1:53.050	(1)	85.72		12:23:43.582
8 -	27.915	114.1	31.655	90.0	22.865	98.9	32.580	106.5	1:55.015	84.26	1.965	12:25:38.597	
9 -	27.999	112.0	31.677	90.3	22.422	98.3	31.787	106.0	1:53.885	(3)	85.09	0.835	12:27:32.482
10 -	28.403	109.8	32.933	82.5	23.912	96.0	IN PIT		2:05.731	P	77.07	12.681	12:29:38.213
11 -	OUTLAP	108.4	33.097	87.8	22.699	98.1	31.875	106.0	3:45.744	42.93	1:52.694	12:33:23.957	
12 -	28.453	111.1	31.975	87.3	22.549	99.7	31.756	106.3	1:54.733	84.46	1.683	12:35:18.690	
13 -	28.494	110.3	32.240	90.0	22.514	97.1	31.754	106.5	1:55.002	84.27	1.952	12:37:13.692	
14 -	28.040	111.6	31.458	90.6	22.270	98.8	31.369	106.5	1:53.137	(2)	85.65	0.087	12:39:06.829
15 -	28.082	112.4	31.675	89.8	22.369	98.8	31.763	105.0	1:53.889	85.09	0.839	12:41:00.718	

P21 33		JJ CUNNINGHAM				Honda - JCRsupersport							
IDEAL LAP TIME : 1:52.794		BEST LAP TIME : 1:53.240				DIFFERENCE : 0.446							
LAP	SECTOR 1	SECTOR 2	SECTOR 3	SECTOR 4	LAP TIME	MPH	DIFF	TIME OF DAY					
1 -	OUTLAP	98.2	37.887	84.0	25.462	94.9	34.677	103.2					12:12:21.317
2 -	30.563	110.0	34.830	89.2	23.873	97.5	33.472	103.2	2:02.738	78.95	9.498	12:14:24.055	
3 -	29.371	109.1	33.726	88.4	23.269	97.2	32.149	105.5	1:58.515	81.77	5.275	12:16:22.570	
4 -	29.043	109.8	32.802	88.8	22.900	98.3	32.271	104.8	1:57.016	82.82	3.776	12:18:19.586	
5 -	28.987	109.2	32.910	89.1	23.157	97.2	31.702	106.3	1:56.756	83.00	3.516	12:20:16.342	
6 -	29.001	109.8	32.559	89.3	22.756	98.1	31.691	106.1	1:56.007	83.54	2.767	12:22:12.349	
7 -	28.488	110.3	32.176	89.9	22.828	97.3	31.568	106.5	1:55.060	84.22	1.820	12:24:07.409	
8 -	28.767	110.1	32.560	89.5	22.667	98.2	IN PIT		2:05.974	P	76.93	12.734	12:26:13.383
9 -	OUTLAP	105.8	32.792	88.1	22.574	98.1	32.239	102.2	3:15.224	49.64	1:21.984	12:29:28.607	
10 -	28.066	111.6	31.635	89.1	22.477	98.3	31.597	107.0	1:53.775	(3)	85.17	0.535	12:31:22.382
11 -	27.862	110.7	32.896	89.1	22.716	97.6	32.005	105.8	1:55.479	83.92	2.239	12:33:17.861	
12 -	28.430	110.3	32.328	90.1	22.546	97.2	34.008	104.6	1:57.312	82.61	4.072	12:35:15.173	
13 -	28.357	109.8	31.693	89.8	22.717	98.2	31.539	105.3	1:54.306	84.78	1.066	12:37:09.479	
14 -	28.279	112.2	31.560	89.8	22.326	98.2	31.075	107.2	1:53.240	(1)	85.58		12:39:02.719
15 -	27.833	111.8	31.830	90.9	22.403	99.5	31.287	106.0	1:53.353	(2)	85.49	0.113	12:40:56.072

Weather / Track : Cloudy / Dry

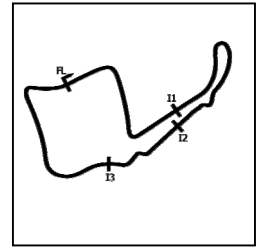
Oulton Park International
Circuit Length = 2.6920 miles
Start: 12:10 Flag 12:40 End: 12:43

MCRCB BULLETIN TK159

2021 Bennetts British Superbike Championship - Round 1

2021 Honda British Talent Cup

QUALIFYING - SECTOR ANALYSIS



SECTOR 1 = FL to I1, SECTOR 2 = I1 to I2 SECTOR 3 = I2 to I3, SECTOR 4 = I3 to FL, DIFF = Difference To Personal Best Lap, P = Crossed Finish Line in Pit Lane, D = Time Disallowed

P22 61		Harrison MACKAY				Honda - True Heros Racing / Super Soco							
IDEAL LAP TIME : 1:53.056		BEST LAP TIME : 1:53.402				DIFFERENCE : 0.346							
LAP	SECTOR 1	SECTOR 2	SECTOR 3	SECTOR 4	LAP TIME	MPH	DIFF	TIME OF DAY					
1 -	OUTLAP	111.8	34.919	90.6	23.510	100.4	32.728	110.0	12:12:09.438				
2 -	28.921	114.5	33.336	92.6	23.118	99.4	32.571	107.7	1:57.946	82.16	4.544	12:14:07.384	
3 -	28.661	115.3	32.901	92.8	22.675	100.9	32.352	106.8	1:56.589	83.12	3.187	12:16:03.973	
4 -	28.347	113.1	32.144	91.6	22.615	99.4	32.047	109.1	1:55.153	84.16	1.751	12:17:59.126	
5 -	28.500	112.2	32.402	92.0	22.595	101.0	32.103	105.0	1:55.600	83.83	2.198	12:19:54.726	
6 -	28.681	113.9	32.255	91.9	22.750	100.1	31.654	108.2	1:55.340	84.02	1.938	12:21:50.066	
7 -	28.161	113.5	32.190	92.3	22.294	101.2	IN PIT		2:01.898	P	79.50	8.496	12:23:51.964
8 -	OUTLAP	110.3	32.655	87.6	22.877	100.0	31.597	105.6	2:58.787	54.20	1:05.385	12:26:50.751	
9 -	28.034	112.9	31.748	92.4	22.356	99.7	31.411	108.2	1:53.549	(3)	85.34	0.147	12:28:44.300
10 -	28.366	113.3	31.526	92.0	22.165	100.3	31.459	108.4	1:53.516	(2)	85.37	0.114	12:30:37.816
11 -	28.013	112.5	31.787	92.5	22.233	100.6	31.369	107.3	1:53.402	(1)	85.45		12:32:31.218
12 -	28.124	112.9	31.740	92.4	22.175	100.4	31.791	104.8	1:53.830	85.13	0.428	12:34:25.048	
13 -	27.996	110.0	32.038	91.5	22.191	101.0	31.464	107.5	1:53.689	85.24	0.287	12:36:18.737	
14 -	28.640	111.2	31.947	92.1	22.711	98.6	IN PIT		2:01.425	P	79.81	8.023	12:38:20.162
15 -	OUTLAP	111.4	32.459	90.5	22.573	99.7	32.150	106.8	2:19.114	69.66	25.712	12:40:39.276	

P23 14		Evan PENDRILL				Honda - EPRacing / SP125 Racing							
IDEAL LAP TIME : 1:52.738		BEST LAP TIME : 1:53.435				DIFFERENCE : 0.697							
LAP	SECTOR 1	SECTOR 2	SECTOR 3	SECTOR 4	LAP TIME	MPH	DIFF	TIME OF DAY					
1 -	OUTLAP	108.2	33.752	87.3	24.102	97.5	33.937	104.0					12:12:08.846
2 -	28.790	111.8	33.138	90.5	22.961	98.9	32.127	105.5	1:57.016	82.82	3.581	12:14:05.862	
3 -	28.428	110.3	33.518	89.2	22.958	97.2	31.795	104.0	1:56.699	83.04	3.264	12:16:02.561	
4 -	28.137	109.1	31.623	87.2	22.214	98.2	31.492	104.6	1:53.466	(2)	85.41	0.031	12:17:56.027
5 -	28.205	108.2	31.990	89.1	22.271	97.8	31.375	104.0	1:53.841	85.13	0.406	12:19:49.868	
6 -	28.382	108.4	31.820	88.7	22.441	97.1	31.873	102.4	1:54.516	84.62	1.081	12:21:44.384	
7 -	28.157	108.2	31.845	89.1	22.504	97.9	31.299	104.3	1:53.805	(3)	85.15	0.370	12:23:38.189
8 -	29.949	105.3	33.917	87.2	24.165	97.1	IN PIT		2:07.660	P	75.91	14.225	12:25:45.849
9 -	OUTLAP	109.6	32.139	88.8	22.390	98.2	31.262	105.8	3:01.767	53.31	1:08.332	12:28:47.616	
10 -	28.009	110.7	31.550	88.3	30.299	92.6	31.942	104.3	2:01.800	79.56	8.365	12:30:49.416	
11 -	28.162	108.5	31.929	88.4	22.353	97.2	31.421	104.2	1:53.865	85.11	0.430	12:32:43.281	
12 -	28.114	108.4	33.972	81.4	22.636	97.6	31.561	103.5	3:29.687	D	46.21	1:36.252	12:36:12.968
13 -	28.130	108.4	31.858	88.0	22.349	97.8	31.098	105.0	1:53.435	(1)	85.43		12:38:06.403
14 -	27.876	109.8	31.760	88.7	28.856	90.8	32.615	102.9	2:01.107	80.02	7.672	12:40:07.510	

P24 2		Rhys COATES				Honda - Ernie Coates Race Support / SP125 Racing							
IDEAL LAP TIME : 1:53.823		BEST LAP TIME : 1:53.823				DIFFERENCE : 0.000							
LAP	SECTOR 1	SECTOR 2	SECTOR 3	SECTOR 4	LAP TIME	MPH	DIFF	TIME OF DAY					
1 -	OUTLAP	108.9	34.303	88.8	23.444	97.9	32.890	107.8					12:12:09.071
2 -	29.209	112.7	33.068	91.1	23.200	100.6	32.791	103.2	1:58.268	81.94	4.445	12:14:07.339	
3 -	29.116	113.3	32.803	91.4	23.270	98.9	32.031	107.0	1:57.220	82.67	3.397	12:16:04.559	
4 -	28.555	110.9	32.261	89.3	22.859	99.4	31.720	106.6	1:55.395	83.98	1.572	12:17:59.954	
5 -	28.890	109.8	32.475	89.7	23.011	98.5	31.854	106.5	1:56.230	83.38	2.407	12:19:56.184	
6 -	28.536	111.4	32.084	89.8	22.605	100.0	31.816	106.0	1:55.041	(3)	84.24	1.218	12:21:51.225
7 -	28.200	111.8	31.854	89.5	22.530	100.9	31.239	106.1	1:53.823	(1)	85.14		12:23:45.048
8 -	28.895	111.1	32.375	89.5	22.931	98.3	IN PIT		2:03.766	P	78.30	9.943	12:25:48.814
9 -	OUTLAP	106.6	33.707	87.2	23.094	97.1	32.121	104.0	4:24.421	36.65	2:30.598	12:30:13.235	
10 -	29.043	108.5	32.535	88.5	22.779	97.9	31.619	105.6	1:55.976	83.56	2.153	12:32:09.211	
11 -	28.962	108.5	32.421	89.4	22.674	98.9	32.198	104.5	1:56.255	83.36	2.432	12:34:05.466	
12 -	28.719	109.4	32.247	90.0	22.648	98.5	32.090	105.1	1:55.704	83.75	1.881	12:36:01.170	
13 -	28.932	109.6	32.404	88.4	29.104	96.1	32.094	105.1	2:02.534	79.09	8.711	12:38:03.704	
14 -	28.452	110.3	32.099	89.1	22.624	98.2	31.800	104.8	1:54.975	(2)	84.29	1.152	12:39:58.679

Weather / Track : Cloudy / Dry

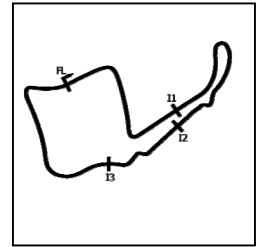
Oulton Park International
 Circuit Length = 2.6920 miles
 Start: 12:10 Flag 12:40 End: 12:43

MCRCB BULLETIN TK159

2021 Bennetts British Superbike Championship - Round 1

2021 Honda British Talent Cup

QUALIFYING - SECTOR ANALYSIS



SECTOR 1 = FL to I1, SECTOR 2 = I1 to I2 SECTOR 3 = I2 to I3, SECTOR 4 = I3 to FL, DIFF = Difference To Personal Best Lap, P = Crossed Finish Line in Pit Lane, D = Time Disallowed

P25 41		Luca HOPKINS						Honda - Wilson Racing				
IDEAL LAP TIME : 1:53.380		BEST LAP TIME : 1:54.177						DIFFERENCE : 0.797				
LAP	SECTOR 1	SECTOR 2		SECTOR 3		SECTOR 4		LAP TIME	MPH	DIFF	TIME OF DAY	
1 -	OUTLAP	109.1	37.032	88.4	23.975	94.5	34.209	105.0			12:12:19.413	
2 -	29.345	112.0	33.269	90.9	23.274	98.1	32.125	106.8	1:58.013	82.12	3.836	12:14:17.426
3 -	28.527	113.7	32.787	90.9	23.123	97.9	32.232	107.8	1:56.669	83.06	2.492	12:16:14.095
4 -	28.827	113.5	32.434	90.5	22.922	98.5	31.942	104.8	1:56.125	83.45	1.948	12:18:10.220
5 -	28.891	114.3	32.308	89.3	22.997	96.9	32.471	102.6	1:56.667	83.06	2.490	12:20:06.887
6 -	28.831	112.2	32.226	90.4	22.703	98.1	32.015	104.8	1:55.775	83.70	1.598	12:22:02.662
7 -	28.318	112.4	32.244	90.5	22.371	99.5	31.861	106.3	1:54.794	84.42	0.617	12:23:57.456
8 -	28.053	114.5	31.802	90.4	23.005	99.5	31.978	105.0	1:54.838	84.39	0.661	12:25:52.294
9 -	28.526	114.3	33.027	85.9	22.784	96.9	32.058	106.8	1:56.395	83.26	2.218	12:27:48.689
10 -	28.346	111.6	32.624	89.9	22.547	98.9	32.176	105.3	1:55.693	83.76	1.516	12:29:44.382
11 -	28.338	111.8	32.050	89.4	22.511	97.2	31.807	106.1	1:54.706	84.48	0.529	12:31:39.088
12 -	28.152	115.1	31.789	90.8	22.755	99.7	31.481	108.0	1:54.177 (1)	84.87		12:33:33.265
13 -	28.402	113.5	31.619	89.2	22.308	99.4	32.106	106.0	1:54.435 (3)	84.68	0.258	12:35:27.700
14 -	28.138	113.1	31.984	90.1	22.227	99.1	31.923	106.1	1:54.272 (2)	84.80	0.095	12:37:21.972
15 -	28.376	113.7	31.669	90.5	22.634	97.8	31.979	106.1	1:54.658	84.52	0.481	12:39:16.630
16 -	28.212	113.5	31.970	90.4	22.512	98.2	32.473	106.0	1:55.167	84.14	0.990	12:41:11.797

P26 99		Peter WILLIS						Honda - WM Racing				
IDEAL LAP TIME : 1:53.561		BEST LAP TIME : 1:54.283						DIFFERENCE : 0.722				
LAP	SECTOR 1	SECTOR 2		SECTOR 3		SECTOR 4		LAP TIME	MPH	DIFF	TIME OF DAY	
1 -	OUTLAP	112.5	34.254	90.6	23.480	100.0	34.390	107.8			12:12:08.238	
2 -	28.902	114.3	33.357	91.5	22.958	101.8	33.760	105.6	1:58.977	81.45	4.694	12:14:07.215
3 -	28.430	114.5	33.124	91.6	23.668	100.3	33.152	105.1	1:58.374	81.87	4.091	12:16:05.589
4 -	28.844	113.1	32.457	91.4	22.608	101.8	31.739	106.6	1:55.648	83.80	1.365	12:18:01.237
5 -	28.615	113.9	33.117	91.3	22.955	101.5	32.237	107.3	1:56.924	82.88	2.641	12:19:58.161
6 -	29.171	111.6	35.436	86.0	22.946	100.6	31.908	106.1	1:59.461	81.12	5.178	12:21:57.622
7 -	28.684	112.2	32.348	91.1	22.651	100.7	31.692	107.3	1:55.375	83.99	1.092	12:23:52.997
8 -	28.512	112.9	32.236	91.4	22.690	100.4	31.989	107.5	1:55.427	83.96	1.144	12:25:48.424
9 -	28.430	113.1	31.914	91.5	22.273	101.0	31.671	107.8	1:54.288 (2)	84.79	0.005	12:27:42.712
10 -	29.560	112.7	32.093	91.0	22.628	99.7	31.932	106.8	1:56.213	83.39	1.930	12:29:38.925
11 -	28.525	112.7	32.129	91.6	22.588	100.3	31.543	108.5	1:54.785	84.43	0.502	12:31:33.710
12 -	28.735	111.6	31.814	91.6	22.472	100.9	31.262	107.5	1:54.283 (1)	84.80		12:33:27.993
13 -	28.607	114.1	32.015	90.3	22.626	102.4	31.582	107.7	1:54.830	84.39	0.547	12:35:22.823
14 -	28.470	113.3	32.142	90.1	22.318	101.6	31.411	108.0	1:54.341	84.75	0.058	12:37:17.164
15 -	28.310	112.9	31.967	90.3	22.622	99.8	31.395	107.8	1:54.294 (3)	84.79	0.011	12:39:11.458
16 -	28.212	114.1	32.617	89.9	22.422	101.6	31.389	107.8	1:54.640	84.53	0.357	12:41:06.098

P27 44		Lucas HILL						Honda - Ashcourt Racing				
IDEAL LAP TIME : 1:54.568		BEST LAP TIME : 1:54.814						DIFFERENCE : 0.246				
LAP	SECTOR 1	SECTOR 2		SECTOR 3		SECTOR 4		LAP TIME	MPH	DIFF	TIME OF DAY	
1 -	OUTLAP	105.8	35.452	87.9	23.960	96.4	33.630	103.5			12:12:07.289	
2 -	29.502	108.7	33.437	89.1	23.016	97.2	31.994	104.8	1:57.949	82.16	3.135	12:14:05.238
3 -	29.029	109.1	33.344	88.8	22.975	96.8	32.129	106.3	1:57.477	82.49	2.663	12:16:02.715
4 -	28.930	108.9	32.681	86.4	22.693	98.5	31.950	105.1	1:56.254 (3)	83.36	1.440	12:17:58.969
5 -	29.812	106.5	33.592	88.5	23.643	96.2	32.129	105.3	2:08.176	75.60	13.362	12:20:07.145
6 -	29.930	108.0	34.309	86.0	30.600	97.3	32.500	103.8	2:07.339	76.10	12.525	12:22:14.484
7 -	29.138	108.5	33.955	86.7	23.459	97.9	32.909	101.2	1:59.461	81.12	4.647	12:24:13.945
8 -	30.135	107.5	34.391	85.8	23.273	95.4	IN PIT		2:06.441 P	76.64	11.627	12:26:20.386
9 -	OUTLAP	108.4	33.418	88.4	22.984	96.1	32.370	104.3	2:31.211	64.09	36.397	12:28:51.597
10 -	29.301	108.4	32.787	88.8	30.400	95.7	32.759	104.2	2:05.247	77.37	10.433	12:30:56.844
11 -	29.014	108.7	32.940	87.6	23.254	96.8	32.119	106.5	1:57.327	82.60	2.513	12:32:54.171
12 -	28.393	110.0	32.422	89.2	22.350	98.1	31.649	104.5	1:54.814 (1)	84.40		12:34:48.985
13 -	28.797	108.2	35.160	69.1	32.238	96.8	31.659	105.3	2:07.854	75.79	13.040	12:36:56.839
14 -	29.995	108.4	33.633	87.2	28.271	96.5	32.469	104.0	2:04.368	77.92	9.554	12:39:01.207
15 -	28.786	110.1	32.176	89.3	22.360	98.1	31.763	105.6	1:55.085 (2)	84.20	0.271	12:40:56.292

Weather / Track : Cloudy / Dry

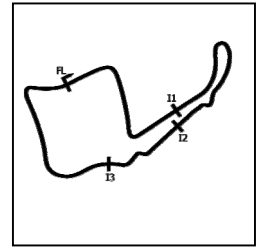
Oulton Park International
Circuit Length = 2.6920 miles
Start: 12:10 Flag 12:40 End: 12:43

MCRCB BULLETIN TK159

2021 Bennetts British Superbike Championship - Round 1

2021 Honda British Talent Cup

QUALIFYING - SECTOR ANALYSIS



SECTOR 1 = FL to I1, SECTOR 2 = I1 to I2 SECTOR 3 = I2 to I3, SECTOR 4 = I3 to FL, DIFF = Difference To Personal Best Lap, P = Crossed Finish Line in Pit Lane, D = Time Disallowed

P28		8		Ross MOORE				Honda - B Moore Honda				
IDEAL LAP TIME : 1:55.667		BEST LAP TIME : 1:55.742				DIFFERENCE : 0.075						
LAP	SECTOR 1	SECTOR 2		SECTOR 3		SECTOR 4		LAP TIME	MPH	DIFF	TIME OF DAY	
1 -	OUTLAP	105.0	35.367	87.2	24.344	96.2	33.684	103.2			12:12:13.621	
2 -	30.296	109.4	34.154	86.1	23.703	97.3	33.191	105.0	2:01.344	79.86	5.602	12:14:14.965
3 -	29.827	108.2	33.619	87.1	23.797	96.6	32.558	106.3	1:59.801	80.89	4.059	12:16:14.766
4 -	28.998	109.2	33.710	86.9	30.663	97.1	33.289	104.5	2:06.660	76.51	10.918	12:18:21.426
5 -	29.392	108.0	33.468	87.7	23.388	96.2	32.766	104.6	1:59.014	81.42	3.272	12:20:20.440
6 -	29.312	108.4	32.990	87.3	23.077	97.1	32.410	104.8	1:57.789 (3)	82.27	2.047	12:22:18.229
7 -	28.657	110.9	32.357	88.0	22.752	98.2	31.976	104.2	1:55.742 (1)	83.73		12:24:13.971
8 -	28.853	109.4	35.050	65.1	23.973	93.4	33.037	103.7	2:00.913	80.15	5.171	12:26:14.884
9 -	29.083	108.9	33.128	86.7	23.326	95.0	IN PIT		2:04.161 P	78.05	8.419	12:28:19.045
10 -	OUTLAP	108.2	33.497	85.4	23.244	96.6	32.039	105.0	2:42.684	59.57	46.942	12:31:01.729
11 -	28.582	109.6	32.623	87.2	22.943	96.5	32.981	99.4	1:57.129 (2)	82.74	1.387	12:32:58.858
12 -	29.778	108.7	32.783	86.9	23.175	96.4	32.346	104.5	1:58.082	82.07	2.340	12:34:56.940
13 -	29.173	108.0	32.753	87.1	22.951	96.8	34.166	103.4	1:59.043	81.41	3.301	12:36:55.983
14 -	29.140	108.4	32.773	87.0	23.479	95.5	32.950	103.2	1:58.342	81.89	2.600	12:38:54.325
15 -	29.301	108.4	33.215	86.9	23.200	96.4	32.436	104.3	1:58.152	82.02	2.410	12:40:52.477

P29		51		Holly HARRIS				Honda - MJL Racing				
IDEAL LAP TIME : 2:00.671		BEST LAP TIME : 2:01.664				DIFFERENCE : 0.993						
LAP	SECTOR 1	SECTOR 2		SECTOR 3		SECTOR 4		LAP TIME	MPH	DIFF	TIME OF DAY	
1 -	OUTLAP	105.0	38.280	86.4	24.218	96.0	34.398	104.2			12:13:13.965	
2 -	31.431	109.6	36.043	88.5	24.484	93.5	33.967	105.5	2:05.925	76.96	4.261	12:15:19.890
3 -	31.123	109.1	36.014	86.9	23.883	97.2	34.074	101.5	2:05.094	77.47	3.430	12:17:24.984
4 -	30.872	110.0	35.014	88.6	23.756	97.3	33.828	105.0	2:03.470	78.49	1.806	12:19:28.454
5 -	30.825	108.9	35.463	88.6	23.815	97.1	33.882	103.7	2:03.985	78.16	2.321	12:21:32.439
6 -	30.795	109.1	35.389	87.7	23.572	98.3	33.606	104.6	2:03.362	78.55	1.698	12:23:35.801
7 -	30.550	109.2	35.372	88.3	23.518	97.6	34.213	104.6	2:03.653	78.37	1.989	12:25:39.454
8 -	30.669	111.2	34.388	88.1	23.506	96.6	33.701	105.3	2:02.264	79.26	0.600	12:27:41.718
9 -	31.091	110.0	35.076	88.8	23.289	97.9	33.545	106.0	2:03.001	78.79	1.337	12:29:44.719
10 -	30.349	110.1	35.538	86.0	23.804	95.4	IN PIT		2:11.232 P	73.84	9.568	12:31:55.951
11 -	OUTLAP	108.5	35.311	88.1	23.615	96.2	33.128	105.5	2:44.134	59.04	42.470	12:34:40.085
12 -	30.269	110.0	35.381	89.0	22.966	98.3	33.048	105.3	2:01.664 (1)	79.65		12:36:41.749
13 -	30.396	108.4	34.854	87.9	23.198	96.8	33.356	105.6	2:01.804 (2)	79.56	0.140	12:38:43.553
14 -	30.834	108.4	34.702	89.5	23.235	98.2	33.096	105.8	2:01.867 (3)	79.52	0.203	12:40:45.420

P30		22		Anthony EAGLE				Honda - Microlise Cresswell Racing				
IDEAL LAP TIME : 2:01.899		BEST LAP TIME : 2:02.236				DIFFERENCE : 0.337						
LAP	SECTOR 1	SECTOR 2		SECTOR 3		SECTOR 4		LAP TIME	MPH	DIFF	TIME OF DAY	
1 -	OUTLAP	103.0	37.334	84.3	25.736	92.5	36.502	102.4			12:12:19.741	
2 -	31.458	106.8	35.228	86.4	25.030	93.7	34.930	102.4	2:06.646	76.52	4.410	12:14:26.387
3 -	30.654	106.0	35.201	86.0	24.812	93.9	34.434	102.4	2:05.101	77.46	2.865	12:16:31.488
4 -	30.633	105.1	34.951	85.8	24.661	93.3	34.845	101.8	2:05.090	77.47	2.854	12:18:36.578
5 -	30.623	105.3	34.605	86.5	24.066	93.7	34.082	101.3	2:03.376 (3)	78.55	1.140	12:20:39.954
6 -	31.047	104.8	34.822	85.5	24.505	93.5	IN PIT		2:16.803 P	70.84	14.567	12:22:56.757
7 -	OUTLAP	93.2	38.515	84.2	24.799	93.5	34.319	100.7	6:57.532	23.21	4:55.296	12:29:54.289
8 -	30.643	104.8	34.614	85.2	24.518	92.1	34.498	100.3	2:04.273	77.98	2.037	12:31:58.562
9 -	32.228	102.6	35.077	84.5	25.487	92.4	IN PIT		2:17.071 P	70.70	14.835	12:34:15.633
10 -	OUTLAP	102.4	35.023	85.3	23.989	93.8	33.805	102.1	3:31.232	45.87	1:28.996	12:37:46.865
11 -	30.169	105.1	34.638	86.4	24.062	93.5	33.621	100.7	2:02.490 (2)	79.11	0.254	12:39:49.355
12 -	30.200	105.8	34.120	85.4	24.189	92.0	33.727	103.0	2:02.236 (1)	79.28		12:41:51.591

Weather / Track : Cloudy / Dry

Oulton Park International
Circuit Length = 2.6920 miles
Start: 12:10 Flag 12:40 End: 12:43

MCRCB BULLETIN TK160

2021 Bennetts British Superbike Championship - Round 1

2021 Honda British Talent Cup

QUALIFYING - BEST SECTORS

SECTOR 1				SECTOR 2				SECTOR 3				SECTOR 4				IDEAL / BEST COMPARISON		
POS	NO	NAME	TIME	NO	NAME	TIME	NO	NAME	TIME	NO	NAME	TIME	POS	NO	NAME	IDEAL	BEST	DIFF
															PERFECT LAP	1:48.592		
1	74	BROWN	26.955	74	BROWN	30.159	74	BROWN	21.420	74	BROWN	30.058	1	74	BROWN	1:48.592	1:48.752	0.160
2	67	O'GORMA	26.991	67	O'GORMA	30.163	24	BUCHANA	21.535	24	BUCHANA	30.068	2	67	O'GORMAN	1:48.894	1:49.079	0.185
3	34	COOK	27.111	34	COOK	30.327	67	O'GORMA	21.536	67	O'GORMA	30.204	3	34	COOK	1:49.390	1:49.511	0.121
4	24	BUCHANA	27.211	24	BUCHANA	30.585	57	GARNESS	21.638	7	LYONS	30.239	4	24	BUCHANAN	1:49.399	1:49.854	0.455
5	4	MOUNSEY	27.330	15	CROSBY	30.590	34	COOK	21.654	57	GARNESS	30.283	5	7	LYONS	1:50.143	1:50.626	0.483
6	52	BELFORD	27.344	7	LYONS	30.621	52	BELFORD	21.705	34	COOK	30.298	6	52	BELFORD	1:50.232	1:50.399	0.167
7	57	GARNESS	27.399	52	BELFORD	30.738	15	CROSBY	21.769	4	MOUNSEY	30.429	7	57	GARNESS	1:50.398	1:50.544	0.146
8	7	LYONS	27.407	4	MOUNSEY	30.821	48	WALKER	21.778	52	BELFORD	30.445	8	15	CROSBY	1:50.424	1:50.559	0.135
9	15	CROSBY	27.411	48	WALKER	30.839	4	MOUNSEY	21.850	48	WALKER	30.566	9	4	MOUNSEY	1:50.430	1:50.795	0.365
10	48	WALKER	27.412	55	DESSOY	31.019	7	LYONS	21.876	15	CROSBY	30.654	10	48	WALKER	1:50.595	1:51.116	0.521
11	43	HITCHCO	27.587	57	GARNESS	31.078	21	JEFFREY	21.952	55	DESSOY	30.817	11	43	HITCHCOCK	1:51.920	1:52.092	0.172
12	23	STEPHEN	27.729	96	BANHAM	31.086	9	STUART-	22.007	21	JEFFREY	30.868	12	21	JEFFREY	1:51.930	1:52.336	0.406
13	9	STUART-	27.796	66	DOBSON	31.111	96	BANHAM	22.054	43	HITCHCO	30.957	13	96	BANHAM	1:52.047	1:52.047	0.000
14	53	VEIJER	27.806	23	STEPHEN	31.161	53	VEIJER	22.054	96	BANHAM	30.975	14	23	STEPHENSON	1:52.101	1:52.575	0.474
15	5	JOHNSON	27.829	5	JOHNSON	31.221	43	HITCHCO	22.062	5	JOHNSON	30.998	15	55	DESSOY	1:52.143	1:52.143	0.000
16	33	CUNNING	27.833	21	JEFFREY	31.272	66	DOBSON	22.113	33	CUNNING	31.075	16	66	DOBSON	1:52.212	1:52.431	0.219
17	21	JEFFREY	27.838	53	VEIJER	31.288	23	STEPHEN	22.116	23	STEPHEN	31.095	17	5	JOHNSON	1:52.254	1:52.522	0.268
18	66	DOBSON	27.857	43	HITCHCO	31.314	55	DESSOY	22.117	14	PENDRIL	31.098	18	9	STUART-CAMPBELL	1:52.388	1:52.650	0.262
19	14	PENDRIL	27.876	9	STUART-	31.414	29	BROWN	22.158	66	DOBSON	31.131	19	53	VEIJER	1:52.482	1:52.482	0.000
20	29	BROWN	27.907	29	BROWN	31.458	61	MACKAY	22.165	9	STUART-	31.171	20	14	PENDRILL	1:52.738	1:53.435	0.697
21	96	BANHAM	27.932	61	MACKAY	31.526	5	JOHNSON	22.206	2	COATES	31.239	21	33	CUNNINGHAM	1:52.794	1:53.240	0.446
22	61	MACKAY	27.996	14	PENDRIL	31.550	14	PENDRIL	22.214	99	WILLIS	31.262	22	29	BROWN	1:52.892	1:53.050	0.158
23	41	HOPKINS	28.053	33	CUNNING	31.560	41	HOPKINS	22.227	53	VEIJER	31.334	23	61	MACKAY	1:53.056	1:53.402	0.346
24	55	DESSOY	28.190	41	HOPKINS	31.619	99	WILLIS	22.273	29	BROWN	31.369	24	41	HOPKINS	1:53.380	1:54.177	0.797
25	2	COATES	28.200	99	WILLIS	31.814	33	CUNNING	22.326	61	MACKAY	31.369	25	99	WILLIS	1:53.561	1:54.283	0.722
26	99	WILLIS	28.212	2	COATES	31.854	44	HILL	22.350	41	HOPKINS	31.481	26	2	COATES	1:53.823	1:53.823	0.000
27	44	HILL	28.393	44	HILL	32.176	2	COATES	22.530	44	HILL	31.649	27	44	HILL	1:54.568	1:54.814	0.246
28	8	MOORE	28.582	8	MOORE	32.357	8	MOORE	22.752	8	MOORE	31.976	28	8	MOORE	1:55.667	1:55.742	0.075
29	22	EAGLE	30.169	22	EAGLE	34.120	51	HARRIS	22.966	51	HARRIS	33.048	29	51	HARRIS	2:00.671	2:01.664	0.993
30	51	HARRIS	30.269	51	HARRIS	34.388	22	EAGLE	23.989	22	EAGLE	33.621	30	22	EAGLE	2:01.899	2:02.236	0.337

Weather / Track : Cloudy / Dry

Results can be found at www.tsl-timing.com

Oulton Park International
Circuit Length = 2.6920 miles
Start: 12:10 Flag 12:40 End: 12:43

Printed - 12:47 Saturday, 26 June 2021

MCRCB BULLETIN TK161**2021 Bennetts British Superbike Championship - Round 1****2021 Honda British Talent Cup****QUALIFYING - BEST SPEEDS**

POS	INTERMEDIATE 1			INTERMEDIATE 2			INTERMEDIATE 3			FINISH LINE		
	NO	NAME	MPH	NO	NAME	MPH	NO	NAME	MPH	NO	NAME	MPH
1	67	O'GORMAN	116.9	57	GARNESS	96.4	57	GARNESS	106.0	57	GARNESS	112.4
2	57	GARNESS	116.9	4	MOUNSEY	94.9	4	MOUNSEY	103.8	4	MOUNSEY	112.0
3	52	BELFORD	116.1	67	O'GORMAN	94.1	21	JEFFREY	103.2	21	JEFFREY	111.1
4	4	MOUNSEY	116.1	52	BELFORD	93.4	52	BELFORD	103.0	67	O'GORMAN	110.7
5	74	BROWN	115.5	21	JEFFREY	93.4	74	BROWN	102.6	52	BELFORD	110.3
6	24	BUCHANAN	115.5	53	VEIJER	92.8	24	BUCHANAN	102.6	61	MACKAY	110.0
7	48	WALKER	115.3	61	MACKAY	92.8	67	O'GORMAN	102.4	48	WALKER	109.8
8	43	HITCHCOCK	115.3	24	BUCHANAN	92.5	43	HITCHCOCK	102.4	24	BUCHANAN	109.6
9	61	MACKAY	115.3	43	HITCHCOCK	92.4	99	WILLIS	102.4	53	VEIJER	109.2
10	41	HOPKINS	115.1	9	STUART-CAMPBELL	92.4	53	VEIJER	102.1	74	BROWN	109.1
11	34	COOK	114.5	74	BROWN	92.3	34	COOK	101.8	43	HITCHCOCK	108.9
12	99	WILLIS	114.5	48	WALKER	92.3	7	LYONS	101.8	66	DOBSON	108.9
13	53	VEIJER	114.3	34	COOK	92.1	48	WALKER	101.8	9	STUART-CAMPBELL	108.5
14	5	JOHNSON	114.3	55	DESSOY	92.1	55	DESSOY	101.8	99	WILLIS	108.5
15	29	BROWN	114.1	66	DOBSON	91.9	9	STUART-CAMPBELL	101.6	34	COOK	108.4
16	66	DOBSON	113.9	99	WILLIS	91.6	66	DOBSON	101.3	15	CROSBY	108.0
17	9	STUART-CAMPBELL	113.9	7	LYONS	91.4	61	MACKAY	101.2	41	HOPKINS	108.0
18	7	LYONS	113.7	2	COATES	91.4	15	CROSBY	101.0	7	LYONS	107.8
19	21	JEFFREY	113.5	29	BROWN	91.0	29	BROWN	101.0	55	DESSOY	107.8
20	55	DESSOY	113.3	15	CROSBY	90.9	2	COATES	100.9	29	BROWN	107.8
21	2	COATES	113.3	23	STEPHENSON	90.9	5	JOHNSON	100.3	2	COATES	107.8
22	15	CROSBY	112.9	33	CUNNINGHAM	90.9	23	STEPHENSON	100.0	33	CUNNINGHAM	107.2
23	23	STEPHENSON	112.2	41	HOPKINS	90.9	41	HOPKINS	99.7	5	JOHNSON	107.0
24	33	CUNNINGHAM	112.2	96	BANHAM	90.6	33	CUNNINGHAM	99.5	23	STEPHENSON	106.8
25	14	PENDRILL	111.8	5	JOHNSON	90.6	14	PENDRILL	98.9	44	HILL	106.5
26	51	HARRIS	111.2	14	PENDRILL	90.5	96	BANHAM	98.8	8	MOORE	106.3
27	96	BANHAM	110.9	51	HARRIS	89.5	44	HILL	98.5	51	HARRIS	106.0
28	8	MOORE	110.9	44	HILL	89.3	51	HARRIS	98.3	14	PENDRILL	105.8
29	44	HILL	110.1	8	MOORE	88.0	8	MOORE	98.2	96	BANHAM	105.6
30	22	EAGLE	106.8	22	EAGLE	86.5	22	EAGLE	93.9	22	EAGLE	103.0

Weather / Track : Cloudy / Dry

Results can be found at www.tsl-timing.comOulton Park International
Circuit Length = 2.6920 miles
Start: 12:10 Flag 12:40 End: 12:43

Printed - 12:48 Saturday, 26 June 2021

MCRCB BULLETIN TK162

2021 Bennetts British Superbike Championship - Round 1

2021 Honda British Talent Cup

QUALIFYING - STATISTICS

Competitors Started 30
Planned Start 2021-06-26 @ 12:10:00.000
Actual Start 2021-06-26 @ 12:10:00.831
Finish Time 2021-06-26 @ 12:40:00.831
Track Length 2.6920mi.
Total Laps 442
Total Distance Covered 1189.8766mi.

Session Fastest Lap History

NO	NAME	LAP TIME	TIME OF DAY	LAP	VEHICLE
15	Harrison CROSBY	1:53.632	12:13:52.006	2	Honda
74	Carter BROWN	1:52.078	12:13:55.166	2	Honda
67	Casey O'GORMAN	1:51.323	12:13:55.383	2	Honda
67	Casey O'GORMAN	1:51.097	12:17:39.044	4	Honda
67	Casey O'GORMAN	1:49.738	12:19:28.782	5	Honda
34	James COOK	1:49.511	12:34:59.929	13	Honda
74	Carter BROWN	1:49.113	12:38:13.609	12	Honda
74	Carter BROWN	1:48.752	12:40:02.361	13	Honda

Flag History

TYPE	TIME OF DAY
GREEN	12:10:00.831
FINISH	12:40:00.831

Flag Statistics

TYPE	COUNT	TOTAL LAPS	TOTAL TIME
Green	1	16	33:28.912
Red	0	0	0.000
Safety Car	0	0	0.000
FCY	0	0	0.000

Weather / Track : Cloudy / Dry

Results can be found at www.tsl-timing.com

Oulton Park International
Circuit Length = 2.6920 miles
Start: 12:10 Flag 12:40 End: 12:43

Printed - 12:49 Saturday, 26 June 2021

MCRCB BULLETIN TK163

2021 Bennetts British Superbike Championship - Round 1

2021 Honda British Talent Cup

QUALIFYING - SESSION NOTES

TIME	MESSAGE
12:13:31	NO. 4 EXCEEDED TRACK LIMITS TURN 3 - LAP TIME CANCELLED
12:14:38	NO. 74 EXCEEDED TRACK LIMITS TURN 3 - LAP TIME CANCELLED
12:18:07	NO. 74 EXCEEDED TRACK LIMITS TURN 16 - LAST LAP TIME CANCELLED
12:18:38	NO. 74 EXCEEDED TRACK LIMITS TURN 3 - LAP TIME CANCELLED
12:19:56	BLACK/WHITE NO. 74
12:20:06	
12:20:45	TRACK LIMITS WARNING
12:22:11	NO. 67 EXCEEDED TRACK LIMITS TURN 3 - LAP TIME CANCELLED
12:22:15	#67 - EXCEEDED TRACK LIMITS AT T3 - LAP TIME CANCELLED
12:24:01	#14 & 67 - EXCEEDED TRACK LIMITS AT T1 - LAP TIME CANCELLED
12:24:08	NO. 14 & 67 EXCEEDED TRACK LIMITS TURN 1 - LAP TIME CANCELLED
12:33:46	NO. 14 - 40 SECS STOP PENALTY AT PIT IN - SHORT CIRCUIT
12:35:15	NO. 14 - LAST AND CURRENT LAP TIME CANCELLED

Weather / Track : Cloudy / Dry

Results can be found at www.tsl-timing.com

Oulton Park International
Circuit Length = 2.6920 miles
Start: 12:10 Flag 12:40 End: 12:43

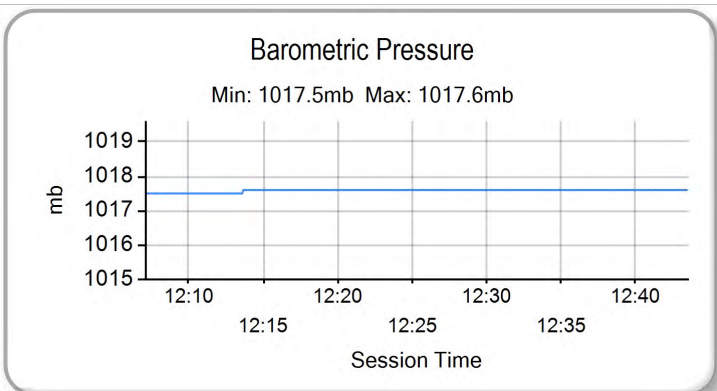
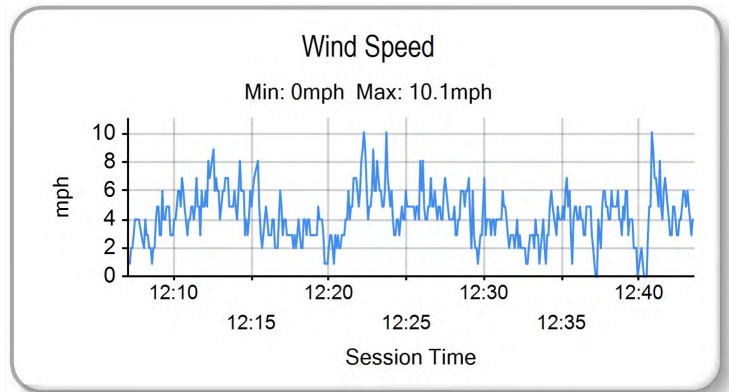
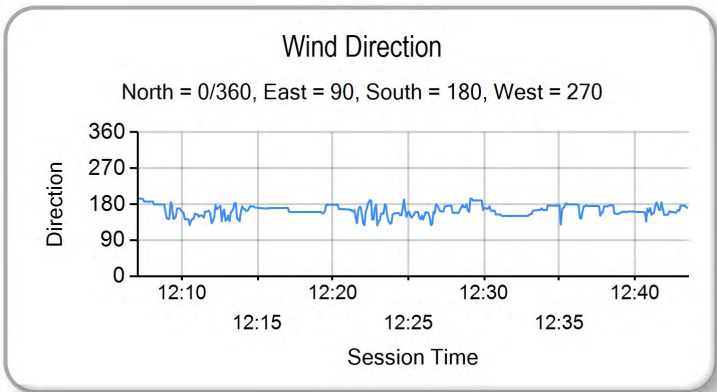
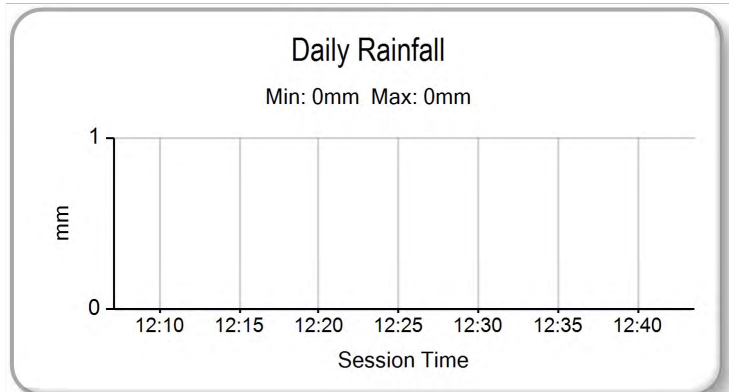
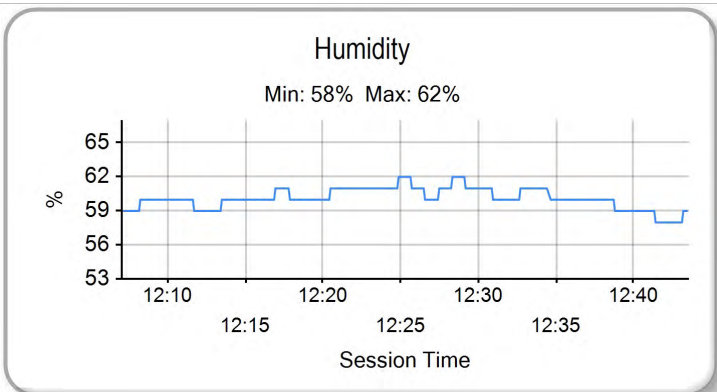
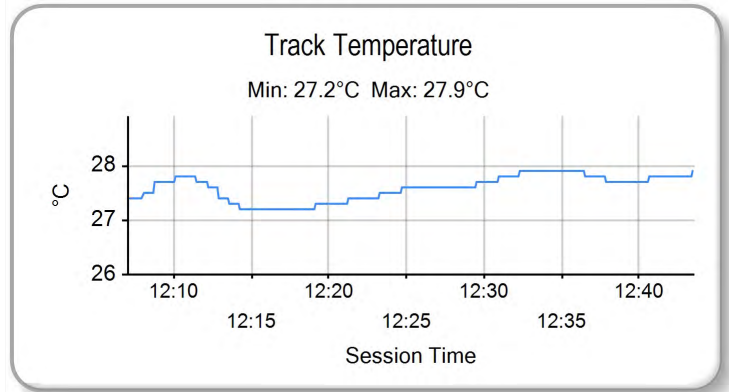
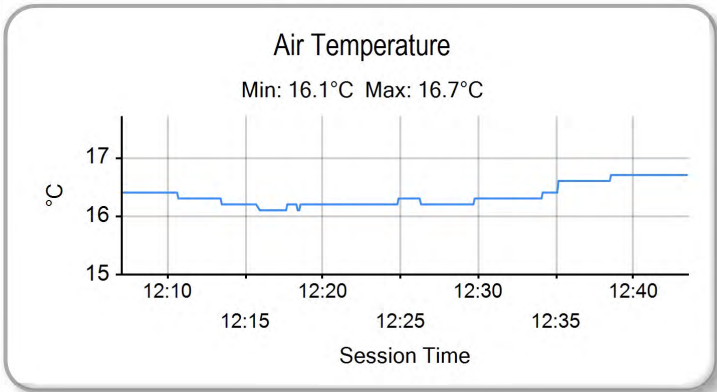
Printed - 12:49 Saturday, 26 June 2021

MCRCB BULLETIN TK164

2021 Bennetts British Superbike Championship - Round 1

2021 Honda British Talent Cup

QUALIFYING - WEATHER CONDITIONS



Weather / Track : Cloudy / Dry

Results can be found at www.tsl-timing.com

Oulton Park International
Circuit Length = 2.6920 miles
Start: 12:10 Flag 12:40 End: 12:43

Printed - 12:50 Saturday, 26 June 2021

RACE 1 - GRID (14 Laps)

ROW 10	30	22	Anthony EAGLE	2:02.236	29	51	Holly HARRIS	2:01.664	28	8	Ross MOORE	1:55.742	
ROW 9		27	44	Lucas HILL	1:54.814	26	99	Peter WILLIS	1:54.283	25	41	Luca HOPKINS	1:54.177
ROW 8	24	2	Rhys COATES	1:53.823	23	14	Evan PENDRILL	1:53.435	22	61	Harrison MACKAY	1:53.402	
ROW 7		21	33	JJ CUNNINGHAM	1:53.240	20	29	Lucas BROWN	1:53.050	19	9	Bailey STUART-CAMPBELL	1:52.650
ROW 6	18	23	Rhys STEPHENSON	1:52.575	17	5	Mason JOHNSON	1:52.522	16	53	Kiyano VEIJER	1:52.482	
ROW 5		15	66	Rossi DOBSON	1:52.431	14	21	Troy JEFFREY	1:52.336	13	55	Harrison DESSOY	1:52.143
ROW 4	12	43	Ryan HITCHCOCK	1:52.092	11	96	Rossi BANHAM	1:52.047	10	48	Ollie WALKER	1:51.116	
ROW 3		9	4	Sullivan MOUNSEY	1:50.795	8	7	Jamie LYONS	1:50.626	7	15	Harrison CROSBY	1:50.559
ROW 2	6	57	Johnny GARNES	1:50.544	5	52	Evan BELFORD	1:50.399	4	24	Cormac BUCHANAN	1:49.854	
ROW 1		3	34	James COOK	1:49.511	2	67	Casey O'GORMAN	1:49.079	1	74	Carter BROWN	1:48.752
												Pole	

These results are provisional until the conclusion of any judicial and technical matters.

Oulton Park International
Circuit Length = 2.6920 miles

Race Director : Stuart Higgs	Stewards :	Timekeeper : Richard Evans
------------------------------	------------	----------------------------

Results can be found at www.britishsuperbike.com

Printed - 12:51 Saturday, 26 June 2021



POS	NO	NAME	NAT	ENTRY	LAPS	TIME	GAP	DIFF	MPH	BEST	ON
1	67	Casey O'GORMAN	GBR	Honda - Microlise Cresswell Racing	10	18:25.835			87.63	1:49.164	9
2	52	Evan BELFORD	GBR	Honda - City Lifting by RS Racing	10	18:26.992	1.157	1.157	87.54	1:49.546	7
3	74	Carter BROWN	GBR	Honda - City Lifting / RS Racing	10	18:27.163	1.328	0.171	87.53	1:49.585	7
4	43	Ryan HITCHCOCK	GBR	Honda - Wilson Racing	10	18:39.495	13.660	12.332	86.56	1:50.627	9
5	57	Johnny GARNES	GBR	Honda - City Lifting by RS Racing	10	18:39.582	13.747	0.087	86.56	1:50.404	3
6	48	Ollie WALKER	GBR	Honda - Moto Rapido / SP125 Racing	10	18:39.894	14.059	0.312	86.53	1:50.845	9
7	15	Harrison CROSBY	GBR	Honda - Banks Racing	10	18:39.993	14.158	0.099	86.52	1:50.689	9
8	7	Jamie LYONS	GBR	Honda - C&M Motors Ltd / Tooltec Racing	10	18:40.343	14.508	0.350	86.50	1:50.842	9
9	5	Mason JOHNSON	GBR	Honda - Johnson Racing	10	18:49.837	24.002	9.494	85.77	1:51.578	9
10	66	Rossi DOBSON	GBR	Honda - WM Racing	10	18:49.930	24.095	0.093	85.76	1:51.858	10
11	23	Rhys STEPHENSON	GBR	Honda - Rocket Racing	10	18:59.499	33.664	9.569	85.04	1:52.424	4
12	21	Troy JEFFREY	GBR	Honda - Stiggymotorsport	10	19:05.588	39.753	6.089	84.59	1:52.458	9
13	61	Harrison MACKAY	GBR	Honda - True Heros Racing / Super Soco	10	19:06.362	40.527	0.774	84.53	1:53.343	4
14	29	Lucas BROWN	GBR	Honda - Amphibian Scaffolding / SP125 Racing	10	19:09.717	43.882	3.355	84.29	1:52.736	3
15	41	Luca HOPKINS	GBR	Honda - Wilson Racing	10	19:10.103	44.268	0.386	84.26	1:53.589	9
16	33	JJ CUNNINGHAM	GBR	Honda - JCRsupersport	10	19:16.955	51.120	6.852	83.76	1:54.040	2
17	99	Peter WILLIS	GBR	Honda - WM Racing	10	19:17.044	51.209	0.089	83.75	1:53.462	9
18	9	Bailey STUART-CAMPBELL	GBR	Honda - Team 151s	10	19:17.746	51.911	0.702	83.70	1:53.697	3
19	44	Lucas HILL	GBR	Honda - Ashcourt Racing	10	19:41.554	1:15.719	23.808	82.02	1:55.990	4
20	8	Ross MOORE	GBR	Honda - B Moore Honda	10	19:56.619	1:30.784	15.065	80.98	1:57.948	2
21	51	Holly HARRIS	GBR	Honda - M.J.L Racing	9	18:27.373	1 Lap	1 Lap	78.76	2:01.643	8
22	22	Anthony EAGLE	GBR	Honda - Microlise Cresswell Racing	9	18:28.241	1 Lap	0.868	78.70	2:01.412	7

NOT CLASSIFIED

DNF	96	Rossi BANHAM	GBR	Honda - M.J.L Racing	6	11:29.082	4 Laps	3 Laps	84.38	1:52.257	4
DNF	2	Rhys COATES	GBR	Honda - Ernie Coates Race Support / SP125 Racing	2	3:56.859	8 Laps	4 Laps	81.83	1:53.670	2
DNF	14	Evan PENDRILL	GBR	Honda - EPRacing / SP125 Racing	2	3:59.503	8 Laps	2.644	80.92	1:55.479	2
DNF	24	Cormac BUCHANAN	NZL	Honda - Microlise Cresswell Racing	2	3:59.580	8 Laps	0.077	80.90	1:51.051	2
DNF	4	Sullivan MOUNSEY	GBR	Honda - iForce Lloyd & Jones	1	1:57.354	9 Laps	1 Lap	82.58		

FASTEST LAP

67	Casey O'GORMAN	GBR	Honda - Microlise Cresswell Racing	9	1:49.164	88.77 mph	142.87 kph
----	----------------	-----	------------------------------------	---	----------	-----------	------------

ESTABLISHES LAP RECORD

Weather / Track : Bright / Dry

These results are provisional until the conclusion of any judicial and technical matters.

Oulton Park International: 2.6920 miles

Race Distance: 10 Laps / 26.92 miles

Start: 15:08 Flag 15:27 End: 15:29

Race Director : Stuart Higgs	Stewards :	Timekeeper : Richard Evans
------------------------------	------------	----------------------------

Results can be found at www.britishsuperbike.com

Printed - 15:30 Saturday, 26 June 2021



MCRCB BULLETIN TK201**2021 Bennetts British Superbike Championship - Round 1****2021 Honda British Talent Cup****RACE 1 - FASTEST LAP CLASSIFICATION**

POS	RACE POS	NO	NAME	NAT	ENTRY	BEST	ON
1	1	67	Casey O'GORMAN	GBR	Honda - Microlise Cresswell Racing	1:49.164	9
2	2	52	Evan BELFORD	GBR	Honda - City Lifting by RS Racing	1:49.546	7
3	3	74	Carter BROWN	GBR	Honda - City Lifting / RS Racing	1:49.585	7
4	5	57	Johnny GARNESS	GBR	Honda - City Lifting by RS Racing	1:50.404	3
5	4	43	Ryan HITCHCOCK	GBR	Honda - Wilson Racing	1:50.627	9
6	7	15	Harrison CROSBY	GBR	Honda - Banks Racing	1:50.689	9
7	8	7	Jamie LYONS	GBR	Honda - C&M Motors Ltd / Tooltec Racing	1:50.842	9
8	6	48	Ollie WALKER	GBR	Honda - Moto Rapido / SP125 Racing	1:50.845	9
9	26	24	Cormac BUCHANAN	NZL	Honda - Microlise Cresswell Racing	1:51.051	2
10	9	5	Mason JOHNSON	GBR	Honda - Johnson Racing	1:51.578	9
11	10	66	Rossi DOBSON	GBR	Honda - WM Racing	1:51.858	10
12	23	96	Rossi BANHAM	GBR	Honda - MJL Racing	1:52.257	4
13	11	23	Rhys STEPHENSON	GBR	Honda - Rocket Racing	1:52.424	4
14	12	21	Troy JEFFREY	GBR	Honda - Stiggymotorsport	1:52.458	9
15	14	29	Lucas BROWN	GBR	Honda - Amphibian Scaffolding / SP125 Racing	1:52.736	3
16	13	61	Harrison MACKAY	GBR	Honda - True Heros Racing / Super Soco	1:53.343	4
17	17	99	Peter WILLIS	GBR	Honda - WM Racing	1:53.462	9
18	15	41	Luca HOPKINS	GBR	Honda - Wilson Racing	1:53.589	9
19	24	2	Rhys COATES	GBR	Honda - Ernie Coates Race Support / SP125 Racing	1:53.670	2
20	18	9	Bailey STUART-CAMPBELL	GBR	Honda - Team 151s	1:53.697	3
21	16	33	JJ CUNNINGHAM	GBR	Honda - JCRsupersport	1:54.040	2
22	25	14	Evan PENDRILL	GBR	Honda - EPRacing / SP125 Racing	1:55.479	2
23	19	44	Lucas HILL	GBR	Honda - Ashcourt Racing	1:55.990	4
24	20	8	Ross MOORE	GBR	Honda - B Moore Honda	1:57.948	2
25	22	22	Anthony EAGLE	GBR	Honda - Microlise Cresswell Racing	2:01.412	7
26	21	51	Holly HARRIS	GBR	Honda - MJL Racing	2:01.643	8

Weather / Track : Bright / Dry

Results can be found at www.tsl-timing.comOulton Park International
Circuit Length = 2.6920 miles
Start: 15:08 Flag 15:27 End: 15:29

Printed - 15:32 Saturday, 26 June 2021

MCRCB BULLETIN TK196

2021 Bennetts British Superbike Championship - Round 1

2021 Honda British Talent Cup

RACE 1 - LAP CHART

LAP 1 @ 15:10:39.111		
NO	BEHIND	LAP TIME

74		1:54.994
67	0.129	1:55.123
52	0.625	1:55.619
57	0.657	1:55.651
15	2.053	1:57.047
4	2.360	1:57.354
7	2.533	1:57.527
48	2.663	1:57.657
5	3.013	1:58.007
66	3.455	1:58.449
43	3.578	1:58.572
9	3.807	1:58.801
29	5.257	2:00.251
61	5.783	2:00.777
23	5.946	2:00.940
41	6.909	2:01.903
44	7.863	2:02.857
96	7.947	2:02.941
2	8.195	2:03.189
33	8.676	2:03.670
14	9.030	2:04.024
99	10.023	2:05.017
8	10.668	2:05.662
21	11.519	2:06.513
24	13.535	2:08.529
51	14.740	2:09.734
22	15.690	2:10.684

LAP 2 @ 15:12:29.686		
NO	BEHIND	LAP TIME

74		1:50.575
67	0.286	1:50.732
52	0.524	1:50.474
57	1.111	1:51.029
15	3.287	1:51.809
7	3.774	1:51.816
48	4.010	1:51.922
5	4.754	1:52.316
43	4.886	1:51.883
66	6.199	1:53.319
23	8.563	1:53.192
29	8.832	1:54.150
61	9.172	1:53.964
41	10.605	1:54.271
96	10.733	1:53.361
9	11.172	1:57.940
2	11.290	1:53.670
33	12.141	1:54.040
44	13.651	1:56.363
14	13.934	1:55.479
24	14.011	1:51.051
99	14.259	1:54.811
21	14.533	1:53.589
8	18.041	1:57.948
51	25.864	2:01.699
22	27.165	2:02.050

LAP 3 @ 15:14:20.405		
NO	BEHIND	LAP TIME

74		1:50.719
67	0.080	1:50.513

52	0.332	1:50.527
57	0.796	1:50.404
15	4.550	1:51.982
7	4.811	1:51.756
48	4.909	1:51.618
43	5.431	1:51.264
5	6.491	1:52.456
66	7.691	1:52.211
23	10.447	1:52.603
29	10.849	1:52.736
61	11.953	1:53.500
41	13.642	1:53.756
96	13.800	1:53.786
9	14.150	1:53.697
33	16.651	1:55.229
21	17.646	1:53.832
44	19.443	1:56.511
99	19.928	1:56.388
8	26.549	1:59.227
51	38.989	2:03.844
22	40.115	2:03.669

LAP 4 @ 15:16:10.416		
NO	BEHIND	LAP TIME

74		1:50.011
67	0.118	1:50.049
52	0.330	1:50.009
57	1.275	1:50.490
7	5.906	1:51.106
15	6.067	1:51.528
48	6.159	1:51.261
43	6.762	1:51.342
5	9.538	1:53.058
66	9.953	1:52.273
23	12.860	1:52.424
29	13.920	1:53.082
61	15.285	1:53.343
96	16.046	1:52.257
41	17.998	1:54.367
21	20.685	1:53.050
33	21.806	1:55.166
9	24.590	2:00.451
99	24.827	1:54.910
44	25.422	1:55.990
8	36.272	1:59.734
51	51.469	2:02.491
22	51.866	2:01.762

LAP 5 @ 15:18:01.149		
NO	BEHIND	LAP TIME

74		1:50.733
67	0.087	1:50.702
52	0.198	1:50.601
57	1.083	1:50.541
7	6.141	1:50.968
15	6.417	1:51.083
48	6.496	1:51.070
43	7.338	1:51.309
66	11.743	1:52.523
5	11.854	1:53.049
23	14.899	1:52.772
29	17.730	1:54.543
61	18.192	1:53.640
96	18.363	1:53.050

41	21.436	1:54.171
21	22.861	1:52.909
33	25.398	1:54.325
9	29.499	1:55.642
99	29.846	1:55.752
44	34.116	1:59.427
8	44.504	1:58.965
51	1:02.860	2:02.124
22	1:03.736	2:02.603

LAP 6 @ 15:19:51.723		
NO	BEHIND	LAP TIME

67		1:50.487
52	0.215	1:50.591
74	0.670	1:51.244
57	0.984	1:50.475
7	7.164	1:51.597
15	7.246	1:51.403
48	7.349	1:51.427
43	8.171	1:51.407
66	13.639	1:52.470
5	14.523	1:53.243
23	17.374	1:53.049
29	21.089	1:53.933
96	21.476	1:53.687
61	21.520	1:53.902
41	24.900	1:54.038
21	25.708	1:53.421
33	29.519	1:54.695
9	33.113	1:54.188
99	33.411	1:54.139
44	40.576	1:57.034
8	53.221	1:59.291
51	1:14.129	2:01.843
22	1:15.684	2:02.522

LAP 7 @ 15:21:41.484		
NO	BEHIND	LAP TIME

52		1:49.546
67	0.102	1:49.863
74	0.494	1:49.585
57	6.794	1:55.571
7	8.908	1:51.505
15	9.106	1:51.621
43	9.344	1:50.934
48	9.445	1:51.857
66	15.803	1:51.925
5	17.139	1:52.377
23	20.266	1:52.653
61	25.949	1:54.190
21	29.769	1:53.822
41	30.023	1:54.884
29	30.567	1:59.239
33	34.748	1:54.990
9	37.810	1:54.458
99	38.073	1:54.423
44	50.730	1:59.915
8	1:02.767	1:59.307
51	1:26.167	2:01.799
22	1:27.335	2:01.412

LAP 8 @ 15:23:31.237		
NO	BEHIND	LAP TIME

67		1:49.651
52	0.259	1:50.012
74	0.392	1:49.651
57	8.802	1:51.761
43	10.520	1:50.929
15	10.650	1:51.297
7	10.876	1:51.721
48	10.961	1:51.269
66	18.443	1:52.393
5	19.219	1:51.833
23	24.177	1:53.664
61	31.206	1:55.010
21	33.391	1:53.375
41	34.125	1:53.855
29	35.633	1:54.819
33	39.682	1:54.687
9	42.617	1:54.560
99	42.877	1:54.557
44	58.570	1:57.593
8	1:11.484	1:58.470
51	1:38.057	2:01.643
22	1:39.370	2:01.788

LAP 9 @ 15:25:20.401		
NO	BEHIND	LAP TIME

67		1:49.164
52	0.654	1:49.559
74	0.824	1:49.596
57	11.679	1:52.041
43	11.983	1:50.627
15	12.175	1:50.689
7	12.554	1:50.842
48	12.642	1:50.845
5	21.633	1:51.578
66	21.788	1:52.509
23	28.765	1:53.752
61	36.601	1:54.559
21	36.685	1:52.458
41	38.550	1:53.589
29	39.930	1:53.461
33	45.609	1:55.091
99	47.175	1:53.462
9	47.304	1:53.851
44	1:07.289	1:57.883
8	1:20.930	1:58.610

LAP 10 @ 15:27:09.952		
NO	BEHIND	LAP TIME

67		1:49.551
52	1.157	1:50.054
74	1.328	1:50.055
51	1 Lap	2:02.196
22	1 Lap	2:01.751
43	13.660	1:51.228
57	13.747	1:51.619
48	14.059	1:50.968
15	14.158	1:51.534
7	14.508	1:51.505
5	24.002	1:51.920
66	24.095	1:51.858
23	33.664	1:54.450

21	39.753	1:52.619
61	40.527	1:53.477
29	43.882	1:53.503
41	44.268	1:55.269
33	51.120	1:55.062
99	51.209	1:53.585
9	51.911	1:54.158
44	1:15.719	1:57.981
8	1:30.784	1:59.405

Weather / Track : Bright / Dry

Oulton Park International
Circuit Length = 2.6920 miles
Start: 15:08 Flag 15:27 End: 15:29

MCRCB BULLETIN TK197

2021 Bennetts British Superbike Championship - Round 1

2021 Honda British Talent Cup

RACE 1 - POSITION CHART

No	Name	Lap										
		Pos	1	2	3	4	5	6	7	8	9	10
74	BROWN	1	74	74	74	74	74	67	52	67	67	67
67	O'GORMAN	2	67	67	67	67	67	52	67	52	52	52
24	BUCHANAN	3	52	52	52	52	52	74	74	74	74	74
52	BELFORD	4	57	57	57	57	57	57	57	57	57	43
57	GARNESS	5	15	15	15	7	7	7	7	43	43	57
15	CROSBY	6	4	7	7	15	15	15	15	15	15	48
7	LYONS	7	7	48	48	48	48	48	43	7	7	15
4	MOUNSEY	8	48	5	43	43	43	43	48	48	48	7
48	WALKER	9	5	43	5	5	66	66	66	66	5	5
96	BANHAM	10	66	66	66	66	5	5	5	5	66	66
43	HITCHCOCK	11	43	23	23	23	23	23	23	23	23	23
21	JEFFREY	12	9	29	29	29	29	29	61	61	61	21
66	DOBSON	13	29	61	61	61	61	96	21	21	21	61
5	JOHNSON	14	61	41	41	96	96	61	41	41	41	29
23	STEPHENSON	15	23	96	96	41	41	41	29	29	29	41
9	STUART-CAMPBELL	16	41	9	9	21	21	21	33	33	33	33
29	BROWN	17	44	2	33	33	33	33	9	9	99	99
33	CUNNINGHAM	18	96	33	21	9	9	9	99	99	9	9
61	MACKAY	19	2	44	44	99	99	99	44	44	44	44
14	PENDRILL	20	33	14	99	44	44	44	8	8	8	8
2	COATES	21	14	24	8	8	8	8	51	51	51	
41	HOPKINS	22	99	99	51	51	51	51	22	22	22	
99	WILLIS	23	8	21	22	22	22	22				
44	HILL	24	21	8								
8	MOORE	25	24	51								
51	HARRIS	26	51	22								
22	EAGLE	27	22									

Weather / Track : Bright / Dry

Results can be found at www.tsl-timing.com

Oulton Park International
 Circuit Length = 2.6920 miles
 Start: 15:08 Flag 15:27 End: 15:29

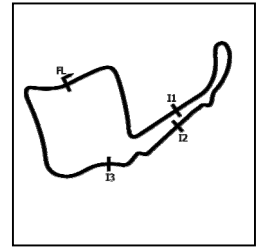
Printed - 15:33 Saturday, 26 June 2021

MCRCB BULLETIN TK198

2021 Bennetts British Superbike Championship - Round 1

2021 Honda British Talent Cup

RACE 1 - SECTOR ANALYSIS



SECTOR 1 = FL to I1, SECTOR 2 = I1 to I2 SECTOR 3 = I2 to I3, SECTOR 4 = I3 to FL, DIFF = Difference To Personal Best Lap, P = Crossed Finish Line in Pit Lane, D = Time Disallowed

P1 67		Casey O'GORMAN				Honda - Microlise Cresswell Racing						
IDEAL LAP TIME : 1:49.070		BEST LAP TIME : 1:49.164				DIFFERENCE : 0.094						
LAP	SECTOR 1	SECTOR 2		SECTOR 3		SECTOR 4		LAP TIME	MPH	DIFF	TIME OF DAY	
1 -		111.2	30.930	92.6	21.791	101.3	30.485	107.8	1:55.123	84.18	5.959	15:10:39.240
2 -	27.690	112.2	30.800	93.0	21.776	102.2	30.466	107.3	1:50.732	87.52	1.568	15:12:29.972
3 -	27.715	111.6	30.788	93.0	21.611	101.8	30.399	107.7	1:50.513	87.69	1.349	15:14:20.485
4 -	27.612	114.5	30.484	92.9	21.663	101.5	30.290	107.8	1:50.049	88.06	0.885	15:16:10.534
5 -	27.529	111.6	30.922	93.2	21.697	102.2	30.554	108.5	1:50.702	87.54	1.538	15:18:01.236
6 -	27.675	109.8	30.730	92.3	21.783	100.9	30.299	106.8	1:50.487	87.71	1.323	15:19:51.723
7 -	27.162	112.5	30.470	92.1	21.629	101.8	30.602	109.8	1:49.863	88.21	0.699	15:21:41.586
8 -	27.363	113.5	30.256	93.2	21.533	101.6	30.499	107.3	1:49.651 (3)	88.38	0.487	15:23:31.237
9 -	27.245	112.2	30.146	92.9	21.472	101.6	30.301	108.0	1:49.164 (1)	88.77		15:25:20.401
10 -	27.222	112.5	30.162	90.6	21.503	101.8	30.664	107.0	1:49.551 (2)	88.46	0.387	15:27:09.952

P2 52		Evan BELFORD				Honda - City Lifting by RS Racing						
IDEAL LAP TIME : 1:49.273		BEST LAP TIME : 1:49.546				DIFFERENCE : 0.273						
LAP	SECTOR 1	SECTOR 2		SECTOR 3		SECTOR 4		LAP TIME	MPH	DIFF	TIME OF DAY	
1 -		114.1	31.020	93.4	21.640	102.1	30.593	108.4	1:55.619	83.82	6.073	15:10:39.736
2 -	27.905	114.7	30.736	93.0	21.554	103.0	30.279	108.5	1:50.474	87.72	0.928	15:12:30.210
3 -	27.524	110.7	31.004	93.7	21.583	102.9	30.416	108.0	1:50.527	87.68	0.981	15:14:20.737
4 -	27.423	115.9	30.788	93.0	21.469	103.7	30.329	109.1	1:50.009 (3)	88.09	0.463	15:16:10.746
5 -	27.411	113.5	31.077	93.3	21.587	104.0	30.526	108.0	1:50.601	87.62	1.055	15:18:01.347
6 -	27.588	110.7	31.028	92.0	21.695	103.2	30.280	108.2	1:50.591	87.63	1.045	15:19:51.938
7 -	27.276	113.1	30.542	93.9	21.528	102.9	30.200	108.7	1:49.546 (1)	88.46		15:21:41.484
8 -	27.456	111.2	30.543	93.8	21.752	102.7	30.261	108.9	1:50.012	88.09	0.466	15:23:31.496
9 -	27.369	112.9	30.328	93.8	21.553	102.1	30.309	108.9	1:49.559 (2)	88.45	0.013	15:25:21.055
10 -	27.347	114.5	30.510	93.4	21.682	101.3	30.515	108.4	1:50.054	88.05	0.508	15:27:11.109

P3 74		Carter BROWN				Honda - City Lifting / RS Racing						
IDEAL LAP TIME : 1:48.859		BEST LAP TIME : 1:49.585				DIFFERENCE : 0.726						
LAP	SECTOR 1	SECTOR 2		SECTOR 3		SECTOR 4		LAP TIME	MPH	DIFF	TIME OF DAY	
1 -		111.8	30.809	90.9	21.787	100.4	30.547	106.6	1:54.994	84.27	5.409	15:10:39.111
2 -	27.730	111.1	30.782	90.9	21.510	101.5	30.553	104.6	1:50.575	87.64	0.990	15:12:29.686
3 -	27.863	111.8	30.702	91.9	21.656	101.0	30.498	106.1	1:50.719	87.53	1.134	15:14:20.405
4 -	27.604	112.5	30.524	90.9	21.609	101.2	30.274	107.3	1:50.011	88.09	0.426	15:16:10.416
5 -	27.582	111.2	30.869	91.4	21.661	101.5	30.621	107.2	1:50.733	87.51	1.148	15:18:01.149
6 -	27.718	111.4	30.724	91.8	21.891	102.1	30.911	108.5	1:51.244	87.11	1.659	15:19:52.393
7 -	27.543	112.7	30.308	93.2	21.433	103.0	30.301	108.4	1:49.585 (1)	88.43		15:21:41.978
8 -	27.651	112.5	30.529	91.8	21.480	103.0	29.991	109.6	1:49.651 (3)	88.38	0.066	15:23:31.629
9 -	27.447	114.5	30.417	92.0	21.436	102.6	30.296	109.6	1:49.596 (2)	88.42	0.011	15:25:21.225
10 -	27.127	113.9	30.663	93.5	21.816	102.6	30.449	109.1	1:50.055	88.05	0.470	15:27:11.280

P4 43		Ryan HITCHCOCK				Honda - Wilson Racing						
IDEAL LAP TIME : 1:50.119		BEST LAP TIME : 1:50.627				DIFFERENCE : 0.508						
LAP	SECTOR 1	SECTOR 2		SECTOR 3		SECTOR 4		LAP TIME	MPH	DIFF	TIME OF DAY	
1 -		113.7	31.440	94.1	22.050	103.7	30.959	109.1	1:58.572	81.73	7.945	15:10:42.689
2 -	27.698	113.7	30.929	93.9	22.314	99.8	30.942	108.0	1:51.883	86.61	1.256	15:12:34.572
3 -	27.620	112.9	30.941	92.4	21.833	102.1	30.870	107.5	1:51.264	87.10	0.637	15:14:25.836
4 -	27.838	112.5	30.905	92.0	21.809	102.6	30.790	108.0	1:51.342	87.04	0.715	15:16:17.178
5 -	27.607	112.9	31.147	92.4	21.827	101.2	30.728	107.5	1:51.309	87.06	0.682	15:18:08.487
6 -	27.717	112.5	31.028	91.3	22.015	101.9	30.647	107.7	1:51.407	86.99	0.780	15:19:59.894
7 -	27.491	113.1	30.988	93.7	22.003	103.4	30.452	108.5	1:50.934 (3)	87.36	0.307	15:21:50.828
8 -	27.367	112.4	30.874	94.2	22.188	103.2	30.500	107.7	1:50.929 (2)	87.36	0.302	15:23:41.757
9 -	27.501	112.4	30.546	93.5	21.754	101.3	30.826	107.8	1:50.627 (1)	87.60		15:25:32.384
10 -	27.626	113.1	30.716	92.8	22.147	99.7	30.739	106.8	1:51.228	87.13	0.601	15:27:23.612

Weather / Track : Bright / Dry

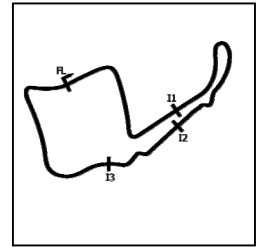
Oulton Park International
Circuit Length = 2.6920 miles
Start: 15:08 Flag 15:27 End: 15:29

MCRCB BULLETIN TK198

2021 Bennetts British Superbike Championship - Round 1

2021 Honda British Talent Cup

RACE 1 - SECTOR ANALYSIS



SECTOR 1 = FL to I1, SECTOR 2 = I1 to I2 SECTOR 3 = I2 to I3, SECTOR 4 = I3 to FL, DIFF = Difference To Personal Best Lap, P = Crossed Finish Line in Pit Lane, D = Time Disallowed

P5 57		Johnny GARNESS				Honda - City Lifting by RS Racing						
IDEAL LAP TIME : 1:49.984		BEST LAP TIME : 1:50.404				DIFFERENCE : 0.420						
LAP	SECTOR 1	SECTOR 2		SECTOR 3		SECTOR 4		LAP TIME	MPH	DIFF	TIME OF DAY	
1 -		115.5	31.388	96.5	21.660	105.6	30.398	111.8	1:55.651	83.79	5.247	15:10:39.768
2 -	27.771	115.1	31.102	94.7	21.741	105.1	30.415	110.5	1:51.029	87.28	0.625	15:12:30.797
3 -	27.735	114.5	30.805	95.5	21.465	105.1	30.399	111.1	1:50.404 (1)	87.78		15:14:21.201
4 -	27.781	115.1	30.907	95.8	21.566	105.0	30.236	111.2	1:50.490 (3)	87.71	0.086	15:16:11.691
5 -	27.588	114.5	30.834	95.8	21.737	105.3	30.382	111.2	1:50.541	87.67	0.137	15:18:02.232
6 -	27.501	115.5	30.879	95.3	21.556	105.3	30.539	111.6	1:50.475 (2)	87.72	0.071	15:19:52.707
7 -	27.478	115.9	31.860	93.3	25.352	105.0	30.881	109.2	1:55.571	83.85	5.167	15:21:48.278
8 -	27.995	113.9	31.053	95.1	21.754	103.7	30.959	108.7	1:51.761	86.71	1.357	15:23:40.039
9 -	28.046	113.5	31.208	95.1	21.837	103.8	30.950	109.4	1:52.041	86.49	1.637	15:25:32.080
10 -	27.789	114.3	31.072	96.2	22.202	103.7	30.556	110.0	1:51.619	86.82	1.215	15:27:23.699

P6 48		Ollie WALKER				Honda - Moto Rapido / SP125 Racing						
IDEAL LAP TIME : 1:50.291		BEST LAP TIME : 1:50.845				DIFFERENCE : 0.554						
LAP	SECTOR 1	SECTOR 2		SECTOR 3		SECTOR 4		LAP TIME	MPH	DIFF	TIME OF DAY	
1 -		114.9	31.618	93.2	21.640	103.0	31.011	109.4	1:57.657	82.36	6.812	15:10:41.774
2 -	27.665	112.7	31.490	93.4	22.122	102.1	30.645	107.2	1:51.922	86.58	1.077	15:12:33.696
3 -	27.428	111.2	30.984	92.9	21.963	100.9	31.243	107.3	1:51.618	86.82	0.773	15:14:25.314
4 -	27.543	113.1	31.156	92.9	21.837	101.0	30.725	107.5	1:51.261	87.10	0.416	15:16:16.575
5 -	27.494	109.4	31.067	92.9	21.785	102.4	30.724	108.5	1:51.070 (3)	87.25	0.225	15:18:07.645
6 -	27.584	112.7	31.237	91.8	21.841	102.1	30.765	109.2	1:51.427	86.97	0.582	15:19:59.072
7 -	27.864	107.5	31.301	92.5	21.935	102.6	30.757	108.4	1:51.857	86.64	1.012	15:21:50.929
8 -	27.380	110.9	31.002	93.2	22.046	103.2	30.841	108.7	1:51.269	87.09	0.424	15:23:42.198
9 -	27.577	114.1	31.200	93.2	21.656	101.3	30.412	110.3	1:50.845 (1)	87.43		15:25:33.043
10 -	27.255	114.3	30.991	92.9	21.815	99.8	30.907	107.8	1:50.968 (2)	87.33	0.123	15:27:24.011

P7 15		Harrison CROSBY				Honda - Banks Racing						
IDEAL LAP TIME : 1:50.272		BEST LAP TIME : 1:50.689				DIFFERENCE : 0.417						
LAP	SECTOR 1	SECTOR 2		SECTOR 3		SECTOR 4		LAP TIME	MPH	DIFF	TIME OF DAY	
1 -		114.5	31.153	91.3	21.951	99.7	31.070	106.1	1:57.047	82.79	6.358	15:10:41.164
2 -	27.854	111.4	31.012	90.4	22.086	99.8	30.857	105.6	1:51.809	86.67	1.120	15:12:32.973
3 -	27.603	110.5	31.305	88.4	22.076	99.7	30.998	106.1	1:51.982	86.54	1.293	15:14:24.955
4 -	27.618	110.1	30.984	90.4	21.887	99.5	31.039	106.3	1:51.528	86.89	0.839	15:16:16.483
5 -	27.496	112.4	30.915	90.8	21.831	100.0	30.841	106.0	1:51.083 (2)	87.24	0.394	15:18:07.566
6 -	27.555	111.1	31.084	90.9	21.989	98.8	30.775	105.6	1:51.403	86.99	0.714	15:19:58.969
7 -	27.897	109.8	31.292	89.7	21.787	100.1	30.645	107.0	1:51.621	86.82	0.932	15:21:50.590
8 -	27.591	111.6	30.782	91.1	22.011	100.0	30.913	106.0	1:51.297 (3)	87.07	0.608	15:23:41.887
9 -	27.446	113.5	30.729	91.5	21.664	100.6	30.850	105.6	1:50.689 (1)	87.55		15:25:32.576
10 -	27.520	112.9	30.517	89.7	22.401	97.3	31.096	104.6	1:51.534	86.89	0.845	15:27:24.110

P8 7		Jamie LYONS				Honda - C&M Motors Ltd / Tooltec Racing						
IDEAL LAP TIME : 1:50.567		BEST LAP TIME : 1:50.842				DIFFERENCE : 0.275						
LAP	SECTOR 1	SECTOR 2		SECTOR 3		SECTOR 4		LAP TIME	MPH	DIFF	TIME OF DAY	
1 -		113.5	31.593	93.3	21.989	101.2	31.149	108.4	1:57.527	82.45	6.685	15:10:41.644
2 -	27.731	113.3	31.209	92.6	22.364	100.7	30.512	106.5	1:51.816	86.67	0.974	15:12:33.460
3 -	27.601	111.8	31.359	91.6	21.989	101.0	30.807	107.0	1:51.756	86.71	0.914	15:14:25.216
4 -	27.568	112.7	30.902	92.8	22.057	100.6	30.579	106.0	1:51.106 (3)	87.22	0.264	15:16:16.322
5 -	27.621	111.4	30.705	91.4	21.926	99.2	30.716	103.8	1:50.968 (2)	87.33	0.126	15:18:07.290
6 -	27.720	110.0	31.036	90.3	22.092	99.8	30.749	105.1	1:51.597	86.84	0.755	15:19:58.887
7 -	27.924	110.3	31.068	90.8	21.921	100.0	30.592	105.6	1:51.505	86.91	0.663	15:21:50.392
8 -	27.741	110.3	30.742	91.0	22.209	101.0	31.029	107.5	1:51.721	86.74	0.879	15:23:42.113
9 -	27.632	113.1	30.916	92.1	21.899	100.6	30.395	106.5	1:50.842 (1)	87.43		15:25:32.955
10 -	27.619	113.1	30.929	92.3	21.980	100.4	30.977	106.3	1:51.505	86.91	0.663	15:27:24.460

Weather / Track : Bright / Dry

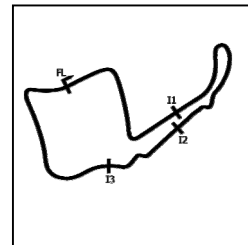
Oulton Park International
Circuit Length = 2.6920 miles
Start: 15:08 Flag 15:27 End: 15:29

MCRCB BULLETIN TK198

2021 Bennetts British Superbike Championship - Round 1

2021 Honda British Talent Cup

RACE 1 - SECTOR ANALYSIS



SECTOR 1 = FL to I1, SECTOR 2 = I1 to I2 SECTOR 3 = I2 to I3, SECTOR 4 = I3 to FL, DIFF = Difference To Personal Best Lap, P = Crossed Finish Line in Pit Lane, D = Time Disallowed

P9		5		Mason JOHNSON				Honda - Johnson Racing				
IDEAL LAP TIME : 1:51.339		BEST LAP TIME : 1:51.578		DIFFERENCE : 0.239								
LAP	SECTOR 1	SECTOR 2	SECTOR 3	SECTOR 4	LAP TIME	MPH	DIFF	TIME OF DAY				
1 -		112.0	31.545	91.8	22.229	100.9	30.921	107.0	1:58.007	82.12	6.429	15:10:42.124
2 -	27.875	109.8	31.147	92.3	22.415	100.0	30.879	104.8	1:52.316	86.28	0.738	15:12:34.440
3 -	27.867	112.5	31.377	89.5	22.135	99.2	31.077	105.1	1:52.456	86.17	0.878	15:14:26.896
4 -	27.999	109.1	31.480	88.6	22.276	99.5	31.303	104.2	1:53.058	85.71	1.480	15:16:19.954
5 -	28.001	108.0	31.178	90.1	22.308	98.8	31.562	105.0	1:53.049	85.72	1.471	15:18:13.003
6 -	28.252	110.0	31.681	88.5	22.273	98.9	31.037	105.0	1:53.243	85.57	1.665	15:20:06.246
7 -	27.896	109.1	31.182	89.9	22.085	99.8	31.214	105.0	1:52.377	86.23	0.799	15:21:58.623
8 -	27.725	107.7	30.916	90.8	22.052	99.5	31.140	105.5	1:51.833 (2)	86.65	0.255	15:23:50.456
9 -	27.738	109.2	30.911	90.1	21.882	99.2	31.047	105.0	1:51.578 (1)	86.85		15:25:42.034
10 -	27.788	108.5	30.853	89.4	22.137	97.3	31.142	105.5	1:51.920 (3)	86.59	0.342	15:27:33.954

P10		66		Rossi DOBSON				Honda - WM Racing				
IDEAL LAP TIME : 1:51.408		BEST LAP TIME : 1:51.858		DIFFERENCE : 0.450								
LAP	SECTOR 1	SECTOR 2	SECTOR 3	SECTOR 4	LAP TIME	MPH	DIFF	TIME OF DAY				
1 -		112.9	31.398	92.5	22.145	102.1	31.071	107.8	1:58.449	81.81	6.591	15:10:42.566
2 -	28.182	111.6	31.532	93.3	22.645	101.6	30.960	106.6	1:53.319	85.52	1.461	15:12:35.885
3 -	28.029	111.6	31.157	90.8	21.972	101.3	31.053	107.2	1:52.211 (3)	86.36	0.353	15:14:28.096
4 -	27.997	110.3	31.150	91.5	22.058	100.9	31.068	107.3	1:52.273	86.31	0.415	15:16:20.369
5 -	28.096	112.0	31.012	92.0	22.062	102.4	31.353	106.0	1:52.523	86.12	0.665	15:18:12.892
6 -	28.192	110.9	31.248	89.7	21.987	99.7	31.043	106.3	1:52.470	86.16	0.612	15:20:05.362
7 -	27.872	111.1	31.165	91.3	21.926	100.4	30.962	106.6	1:51.925 (2)	86.58	0.067	15:21:57.287
8 -	28.094	110.3	31.184	90.3	21.847	100.1	31.268	106.0	1:52.393	86.22	0.535	15:23:49.680
9 -	28.139	111.1	31.417	91.9	21.951	101.9	31.002	108.4	1:52.509	86.13	0.651	15:25:42.189
10 -	28.233	111.8	30.866	91.4	21.710	101.0	31.049	109.1	1:51.858 (1)	86.63		15:27:34.047

P11		23		Rhys STEPHENSON				Honda - Rocket Racing				
IDEAL LAP TIME : 1:52.101		BEST LAP TIME : 1:52.424		DIFFERENCE : 0.323								
LAP	SECTOR 1	SECTOR 2	SECTOR 3	SECTOR 4	LAP TIME	MPH	DIFF	TIME OF DAY				
1 -		109.4	31.969	91.1	22.560	98.8	31.156	106.0	2:00.940	80.13	8.516	15:10:45.057
2 -	28.087	112.4	31.297	88.0	22.561	97.6	31.247	103.7	1:53.192	85.61	0.768	15:12:38.249
3 -	28.163	107.8	31.275	89.9	21.885	97.6	31.280	103.5	1:52.603 (2)	86.06	0.179	15:14:30.852
4 -	27.938	108.5	31.247	88.7	21.926	98.1	31.313	104.2	1:52.424 (1)	86.20		15:16:23.276
5 -	27.952	108.4	31.305	88.7	22.253	97.6	31.262	104.3	1:52.772	85.93	0.348	15:18:16.048
6 -	28.269	107.8	31.265	89.0	22.165	97.3	31.350	103.5	1:53.049	85.72	0.625	15:20:09.097
7 -	28.068	107.8	31.184	89.3	22.083	97.6	31.318	103.8	1:52.653 (3)	86.02	0.229	15:22:01.750
8 -	28.369	106.1	31.320	89.9	22.193	96.8	31.782	103.5	1:53.664	85.26	1.240	15:23:55.414
9 -	28.609	106.6	31.122	88.7	22.297	96.6	31.724	103.5	1:53.752	85.19	1.328	15:25:49.166
10 -	28.450	107.0	31.762	87.3	22.423	94.7	31.815	103.7	1:54.450	84.67	2.026	15:27:43.616

P12		21		Troy JEFFREY				Honda - Stiggymotorsport				
IDEAL LAP TIME : 1:52.086		BEST LAP TIME : 1:52.458		DIFFERENCE : 0.372								
LAP	SECTOR 1	SECTOR 2	SECTOR 3	SECTOR 4	LAP TIME	MPH	DIFF	TIME OF DAY				
1 -	OUTLAP	111.4	33.202	92.0	22.776	100.0	31.312	109.1	2:06.513	76.60	14.055	15:10:50.630
2 -	28.011	114.5	31.624	92.6	22.919	96.8	31.035	110.7	1:53.589	85.31	1.131	15:12:44.219
3 -	28.098	113.1	32.283	94.1	22.215	101.3	31.236	108.9	1:53.832	85.13	1.374	15:14:38.051
4 -	27.821	112.7	31.724	92.0	22.272	101.8	31.233	108.2	1:53.050	85.72	0.592	15:16:31.101
5 -	27.981	111.4	31.531	92.3	22.274	101.2	31.123	108.5	1:52.909 (3)	85.83	0.451	15:18:24.010
6 -	27.760	112.7	32.360	89.0	22.283	101.5	31.018	107.3	1:53.421	85.44	0.963	15:20:17.431
7 -	28.164	111.8	31.626	93.0	22.046	101.9	31.986	105.3	1:53.822	85.14	1.364	15:22:11.253
8 -	28.186	109.2	31.507	92.4	22.446	101.9	31.236	108.2	1:53.375	85.48	0.917	15:24:04.628
9 -	27.933	111.1	31.410	92.5	22.095	101.6	31.020	111.6	1:52.458 (1)	86.17		15:25:57.086
10 -	28.132	111.1	31.262	91.4	22.088	100.0	31.137	108.7	1:52.619 (2)	86.05	0.161	15:27:49.705

Weather / Track : Bright / Dry

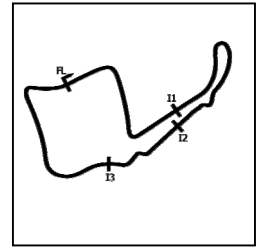
Oulton Park International
Circuit Length = 2.6920 miles
Start: 15:08 Flag 15:27 End: 15:29

MCRCB BULLETIN TK198

2021 Bennetts British Superbike Championship - Round 1

2021 Honda British Talent Cup

RACE 1 - SECTOR ANALYSIS



SECTOR 1 = FL to I1, SECTOR 2 = I1 to I2 SECTOR 3 = I2 to I3, SECTOR 4 = I3 to FL, DIFF = Difference To Personal Best Lap, P = Crossed Finish Line in Pit Lane, D = Time Disallowed

P13 61		Harrison MACKAY				Honda - True Heros Racing / Super Soco						
IDEAL LAP TIME : 1:52.732		BEST LAP TIME : 1:53.343				DIFFERENCE : 0.611						
LAP	SECTOR 1	SECTOR 2		SECTOR 3		SECTOR 4		LAP TIME	MPH	DIFF	TIME OF DAY	
1 -		114.9	32.296	92.6	22.418	101.5	31.302	108.2	2:00.777	80.24	7.434	15:10:44.894
2 -	28.144	112.9	31.624	91.9	22.863	101.2	31.333	107.5	1:53.964	85.03	0.621	15:12:38.858
3 -	28.141	113.1	31.762	91.0	22.249	100.7	31.348	107.3	1:53.500 (3)	85.38	0.157	15:14:32.358
4 -	28.147	112.0	31.693	91.8	22.316	101.3	31.187	107.8	1:53.343 (1)	85.50		15:16:25.701
5 -	28.156	112.5	31.690	92.1	22.369	100.3	31.425	108.2	1:53.640	85.28	0.297	15:18:19.341
6 -	28.250	114.3	32.012	92.1	22.194	101.2	31.446	106.1	1:53.902	85.08	0.559	15:20:13.243
7 -	28.064	113.1	31.502	93.5	22.096	102.6	32.528	101.9	1:54.190	84.86	0.847	15:22:07.433
8 -	28.976	110.7	32.161	91.6	22.381	100.6	31.492	107.0	1:55.010	84.26	1.667	15:24:02.443
9 -	28.428	111.2	31.927	91.4	22.685	100.3	31.519	106.3	1:54.559	84.59	1.216	15:25:57.002
10 -	28.516	111.4	31.385	90.0	22.233	100.3	31.343	107.5	1:53.477 (2)	85.40	0.134	15:27:50.479

P14 29		Lucas BROWN				Honda - Amphibian Scaffolding / SP125 Racing						
IDEAL LAP TIME : 1:52.541		BEST LAP TIME : 1:52.736				DIFFERENCE : 0.195						
LAP	SECTOR 1	SECTOR 2		SECTOR 3		SECTOR 4		LAP TIME	MPH	DIFF	TIME OF DAY	
1 -		112.5	31.884	91.4	22.300	99.7	31.447	105.8	2:00.251	80.59	7.515	15:10:44.368
2 -	28.132	111.1	31.787	86.9	22.841	100.6	31.390	105.5	1:54.150	84.89	1.414	15:12:38.518
3 -	27.999	112.7	31.506	90.4	22.056	99.5	31.175	106.0	1:52.736 (1)	85.96		15:14:31.254
4 -	27.947	111.6	31.363	89.3	22.402	99.2	31.370	106.1	1:53.082 (2)	85.70	0.346	15:16:24.336
5 -	27.973	111.1	31.717	88.1	22.316	99.4	32.537	102.2	1:54.543	84.60	1.807	15:18:18.879
6 -	28.528	110.5	31.634	89.9	22.365	98.6	31.406	105.3	1:53.933	85.06	1.197	15:20:12.812
7 -	28.244	110.3	31.536	90.6	22.163	99.4	37.296	95.5	1:59.239	81.27	6.503	15:22:12.051
8 -	29.148	109.4	31.985	88.3	22.284	100.6	31.402	105.8	1:54.819	84.40	2.083	15:24:06.870
9 -	28.181	110.7	31.823	90.0	22.067	99.5	31.390	106.1	1:53.461 (3)	85.41	0.725	15:26:00.331
10 -	28.085	111.4	31.555	90.1	22.112	99.7	31.751	105.1	1:53.503	85.38	0.767	15:27:53.834

P15 41		Luca HOPKINS				Honda - Wilson Racing						
IDEAL LAP TIME : 1:53.425		BEST LAP TIME : 1:53.589				DIFFERENCE : 0.164						
LAP	SECTOR 1	SECTOR 2		SECTOR 3		SECTOR 4		LAP TIME	MPH	DIFF	TIME OF DAY	
1 -		111.8	32.491	90.5	22.266	101.0	31.426	107.0	2:01.903	79.49	8.314	15:10:46.020
2 -	28.119	113.5	31.761	91.3	22.632	100.4	31.759	107.0	1:54.271	84.80	0.682	15:12:40.291
3 -	28.125	113.1	31.828	90.9	22.416	99.8	31.387	107.8	1:53.756 (2)	85.19	0.167	15:14:34.047
4 -	28.348	112.7	31.752	91.1	22.774	100.7	31.493	107.3	1:54.367	84.73	0.778	15:16:28.414
5 -	28.250	113.1	31.775	90.0	22.720	98.8	31.426	106.5	1:54.171	84.88	0.582	15:18:22.585
6 -	28.251	112.2	31.880	89.8	22.407	99.2	31.500	106.5	1:54.038	84.98	0.449	15:20:16.623
7 -	28.406	112.4	31.885	90.3	22.294	99.5	32.299	104.3	1:54.884	84.35	1.295	15:22:11.507
8 -	28.123	112.4	31.977	90.1	22.350	100.3	31.405	106.6	1:53.855 (3)	85.11	0.266	15:24:05.362
9 -	28.152	111.6	31.653	90.5	22.335	100.0	31.449	106.1	1:53.589 (1)	85.31		15:25:58.951
10 -	28.339	112.0	31.854	89.3	22.677	98.1	32.399	106.8	1:55.269	84.07	1.680	15:27:54.220

P16 33		JJ CUNNINGHAM				Honda - JCRsupersport						
IDEAL LAP TIME : 1:53.773		BEST LAP TIME : 1:54.040				DIFFERENCE : 0.267						
LAP	SECTOR 1	SECTOR 2		SECTOR 3		SECTOR 4		LAP TIME	MPH	DIFF	TIME OF DAY	
1 -		109.1	32.792	90.4	23.353	99.5	31.556	107.0	2:03.670	78.36	9.630	15:10:47.787
2 -	28.314	111.1	31.910	89.5	22.495	99.7	31.321	106.5	1:54.040 (1)	84.98		15:12:41.827
3 -	28.602	110.9	32.389	90.5	22.684	98.8	31.554	104.6	1:55.229	84.10	1.189	15:14:37.056
4 -	28.693	109.8	32.660	88.3	22.282	99.7	31.531	105.6	1:55.166	84.15	1.126	15:16:32.222
5 -	28.352	110.0	31.984	87.1	22.398	98.6	31.591	105.3	1:54.325 (2)	84.76	0.285	15:18:26.547
6 -	28.647	109.4	31.882	89.9	22.585	98.1	31.581	105.5	1:54.695	84.49	0.655	15:20:21.242
7 -	28.592	108.5	32.217	87.8	22.499	98.9	31.682	105.3	1:54.990	84.27	0.950	15:22:16.232
8 -	28.493	108.7	31.856	88.8	22.571	99.2	31.767	105.8	1:54.687 (3)	84.50	0.647	15:24:10.919
9 -	28.412	109.1	32.404	87.9	22.490	98.5	31.785	105.5	1:55.091	84.20	1.051	15:26:06.010
10 -	28.700	107.3	32.036	88.7	22.464	97.2	31.862	105.6	1:55.062	84.22	1.022	15:28:01.072

Weather / Track : Bright / Dry

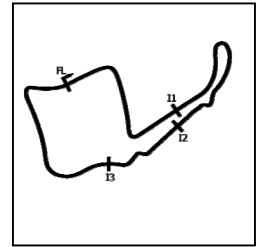
Oulton Park International
Circuit Length = 2.6920 miles
Start: 15:08 Flag 15:27 End: 15:29

MCRCB BULLETIN TK198

2021 Bennetts British Superbike Championship - Round 1

2021 Honda British Talent Cup

RACE 1 - SECTOR ANALYSIS



SECTOR 1 = FL to I1, SECTOR 2 = I1 to I2 SECTOR 3 = I2 to I3, SECTOR 4 = I3 to FL, DIFF = Difference To Personal Best Lap, P = Crossed Finish Line in Pit Lane, D = Time Disallowed

P17 99		Peter WILLIS				Honda - WM Racing						
IDEAL LAP TIME : 1:53.312		BEST LAP TIME : 1:53.462				DIFFERENCE : 0.150						
LAP	SECTOR 1	SECTOR 2		SECTOR 3		SECTOR 4		LAP TIME	MPH	DIFF	TIME OF DAY	
1 -		105.5	33.448	92.3	22.905	102.1	32.286	106.8	2:05.017	77.51	11.555	15:10:49.134
2 -	28.402	112.2	32.001	91.6	22.717	102.9	31.691	107.0	1:54.811	84.41	1.349	15:12:43.945
3 -	28.733	113.7	32.164	92.6	23.560	100.7	31.931	107.7	1:56.388	83.26	2.926	15:14:40.333
4 -	28.362	110.7	32.215	91.9	22.387	101.6	31.946	107.8	1:54.910	84.33	1.448	15:16:35.243
5 -	28.596	113.1	32.458	91.8	22.685	101.2	32.013	107.5	1:55.752	83.72	2.290	15:18:30.995
6 -	28.353	112.2	31.996	91.6	22.369	101.8	31.421	107.3	1:54.139 (3)	84.90	0.677	15:20:25.134
7 -	28.323	111.2	32.040	92.3	22.180	101.6	31.880	106.5	1:54.423	84.69	0.961	15:22:19.557
8 -	28.308	112.0	32.011	92.5	22.236	101.2	32.002	107.7	1:54.557	84.59	1.095	15:24:14.114
9 -	28.081	112.7	31.919	92.6	22.234	101.9	31.228	108.2	1:53.462 (1)	85.41		15:26:07.576
10 -	28.249	111.4	31.826	91.4	22.177	101.2	31.333	108.4	1:53.585 (2)	85.32	0.123	15:28:01.161

P18 9		Bailey STUART-CAMPBELL				Honda - Team 151s						
IDEAL LAP TIME : 1:52.170		BEST LAP TIME : 1:53.697				DIFFERENCE : 1.527						
LAP	SECTOR 1	SECTOR 2		SECTOR 3		SECTOR 4		LAP TIME	MPH	DIFF	TIME OF DAY	
1 -		114.7	31.673	93.5	21.950	103.0	30.956	108.0	1:58.801	81.57	5.104	15:10:42.918
2 -	27.840	115.1	31.424	92.4	26.220	99.5	32.456	106.0	1:57.940	82.17	4.243	15:12:40.858
3 -	28.577	111.6	31.674	91.9	22.245	101.0	31.201	108.5	1:53.697 (1)	85.23		15:14:34.555
4 -	28.068	114.5	31.620	90.0	28.584	98.3	32.179	106.8	2:00.451	80.45	6.754	15:16:35.006
5 -	28.740	111.2	32.307	90.5	22.701	99.8	31.894	106.6	1:55.642	83.80	1.945	15:18:30.648
6 -	28.235	111.6	31.956	88.7	22.634	100.3	31.363	107.2	1:54.188	84.87	0.491	15:20:24.836
7 -	28.120	110.9	32.125	88.8	22.498	100.6	31.715	107.2	1:54.458	84.67	0.761	15:22:19.294
8 -	28.377	109.1	32.045	90.6	22.267	100.7	31.871	106.3	1:54.560	84.59	0.863	15:24:13.854
9 -	28.075	109.6	32.042	90.8	22.123	101.2	31.611	106.8	1:53.851 (2)	85.12	0.154	15:26:07.705
10 -	28.305	114.1	32.055	89.4	22.353	100.4	31.445	107.5	1:54.158 (3)	84.89	0.461	15:28:01.863

P19 44		Lucas HILL				Honda - Ashcourt Racing						
IDEAL LAP TIME : 1:55.219		BEST LAP TIME : 1:55.990				DIFFERENCE : 0.771						
LAP	SECTOR 1	SECTOR 2		SECTOR 3		SECTOR 4		LAP TIME	MPH	DIFF	TIME OF DAY	
1 -		110.5	33.130	89.2	22.668	98.2	31.678	104.8	2:02.857	78.88	6.867	15:10:46.974
2 -	29.125	108.5	32.512	89.1	23.052	97.5	31.674	104.3	1:56.363 (2)	83.28	0.373	15:12:43.337
3 -	28.698	109.8	32.420	89.5	23.435	97.1	31.958	104.3	1:56.511 (3)	83.17	0.521	15:14:39.848
4 -	28.879	107.7	32.731	89.3	22.505	98.3	31.875	103.4	1:55.990 (1)	83.55		15:16:35.838
5 -	28.709	109.2	32.342	89.7	26.319	95.4	32.057	103.5	1:59.427	81.14	3.437	15:18:35.265
6 -	28.990	107.5	33.074	88.6	22.691	96.5	32.279	102.4	1:57.034	82.80	1.044	15:20:32.299
7 -	29.312	106.0	34.932	87.7	23.262	95.3	32.409	102.4	1:59.915	80.81	3.925	15:22:32.214
8 -	29.435	105.8	33.218	89.2	22.963	97.5	31.977	103.0	1:57.593	82.41	1.603	15:24:29.807
9 -	29.139	106.3	33.393	88.7	23.041	95.7	32.310	102.6	1:57.883	82.21	1.893	15:26:27.690
10 -	29.005	107.0	33.520	88.7	22.941	95.3	32.515	102.2	1:57.981	82.14	1.991	15:28:25.671

P20 8		Ross MOORE				Honda - B Moore Honda						
IDEAL LAP TIME : 1:56.743		BEST LAP TIME : 1:57.948				DIFFERENCE : 1.205						
LAP	SECTOR 1	SECTOR 2		SECTOR 3		SECTOR 4		LAP TIME	MPH	DIFF	TIME OF DAY	
1 -		111.1	33.479	90.0	23.546	98.3	32.024	104.8	2:05.662	77.12	7.714	15:10:49.779
2 -	28.906	108.0	32.867	88.6	23.320	97.1	32.855	99.5	1:57.948 (1)	82.16		15:12:47.727
3 -	29.908	107.5	33.304	87.2	23.273	96.8	32.742	104.0	1:59.227	81.28	1.279	15:14:46.954
4 -	29.487	107.5	34.005	85.5	23.134	96.8	33.108	100.1	1:59.734	80.94	1.786	15:16:46.688
5 -	29.564	107.0	33.360	87.3	23.413	96.6	32.628	103.0	1:58.965	81.46	1.017	15:18:45.653
6 -	29.775	107.3	33.669	87.7	23.185	96.6	32.662	103.7	1:59.291	81.24	1.343	15:20:44.944
7 -	29.535	107.0	34.315	86.5	22.946	97.1	32.511	103.0	1:59.307	81.22	1.359	15:22:44.251
8 -	29.497	107.3	33.454	87.9	22.997	97.2	32.522	103.7	1:58.470 (2)	81.80	0.522	15:24:42.721
9 -	29.264	107.3	33.616	87.6	23.335	96.1	32.395	103.2	1:58.610 (3)	81.70	0.662	15:26:41.331
10 -	29.449	106.6	33.636	87.4	23.344	96.1	32.976	102.7	1:59.405	81.16	1.457	15:28:40.736

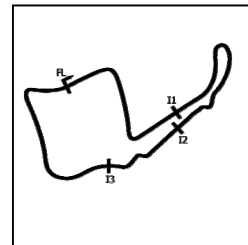
Weather / Track : Bright / Dry

Oulton Park International
Circuit Length = 2.6920 miles
Start: 15:08 Flag 15:27 End: 15:29

2021 Bennetts British Superbike Championship - Round 1

2021 Honda British Talent Cup

RACE 1 - SECTOR ANALYSIS



SECTOR 1 = FL to I1, SECTOR 2 = I1 to I2 SECTOR 3 = I2 to I3, SECTOR 4 = I3 to FL, DIFF = Difference To Personal Best Lap, P = Crossed Finish Line in Pit Lane, D = Time Disallowed

P21 51		Holly HARRIS				Honda - MJL Racing						
IDEAL LAP TIME : 2:00.838		BEST LAP TIME : 2:01.643				DIFFERENCE : 0.805						
LAP	SECTOR 1	SECTOR 2		SECTOR 3		SECTOR 4		LAP TIME	MPH	DIFF	TIME OF DAY	
1 -		109.6	35.387	89.7	23.264	99.7	33.296	105.8	2:09.734	74.70	8.091	15:10:53.851
2 -	30.028	110.9	34.447	89.9	23.919	99.1	33.305	104.6	2:01.699 (2)	79.63	0.056	15:12:55.550
3 -	30.676	108.9	35.370	89.0	24.349	97.3	33.449	104.2	2:03.844	78.25	2.201	15:14:59.394
4 -	30.704	109.2	34.757	89.0	23.643	97.8	33.387	104.2	2:02.491	79.11	0.848	15:17:01.885
5 -	30.633	108.4	34.820	89.7	23.429	97.5	33.242	104.3	2:02.124	79.35	0.481	15:19:04.009
6 -	30.382	110.0	34.849	87.9	23.472	97.9	33.140	105.5	2:01.843	79.53	0.200	15:21:05.852
7 -	30.211	109.4	34.886	89.7	23.441	98.3	33.261	104.8	2:01.799 (3)	79.56	0.156	15:23:07.651
8 -	30.313	108.9	34.582	90.0	23.510	96.4	33.238	105.5	2:01.643 (1)	79.67		15:25:09.294
9 -	30.082	109.6	34.406	88.5	23.539	95.3	34.169	102.2	2:02.196	79.30	0.553	15:27:11.490

P22 22		Anthony EAGLE				Honda - Microlise Cresswell Racing						
IDEAL LAP TIME : 2:00.587		BEST LAP TIME : 2:01.412				DIFFERENCE : 0.825						
LAP	SECTOR 1	SECTOR 2		SECTOR 3		SECTOR 4		LAP TIME	MPH	DIFF	TIME OF DAY	
1 -		106.6	35.323	87.4	23.979	94.9	33.336	101.3	2:10.684	74.15	9.272	15:10:54.801
2 -	30.141	105.3	34.241	87.7	24.147	95.3	33.521	101.0	2:02.050	79.40	0.638	15:12:56.851
3 -	30.327	104.6	35.182	87.9	24.792	94.3	33.368	101.8	2:03.669	78.36	2.257	15:15:00.520
4 -	30.098	105.6	34.363	88.8	23.956	95.0	33.345	101.6	2:01.762 (3)	79.59	0.350	15:17:02.282
5 -	30.659	104.6	34.613	87.8	23.896	95.1	33.435	101.8	2:02.603	79.04	1.191	15:19:04.885
6 -	30.435	105.8	34.217	87.6	23.804	95.3	34.066	101.8	2:02.522	79.09	1.110	15:21:07.407
7 -	30.208	104.0	34.382	88.1	23.410	96.0	33.412	101.8	2:01.412 (1)	79.82		15:23:08.819
8 -	30.181	105.0	34.208	88.0	23.436	95.3	33.963	102.2	2:01.788	79.57	0.376	15:25:10.607
9 -	30.071	105.3	33.770	87.1	23.635	93.5	34.275	101.5	2:01.751 (2)	79.59	0.339	15:27:12.358

P23 96		Rossi BANHAM				Honda - MJL Racing						
IDEAL LAP TIME : 1:52.171		BEST LAP TIME : 1:52.257				DIFFERENCE : 0.086						
LAP	SECTOR 1	SECTOR 2		SECTOR 3		SECTOR 4		LAP TIME	MPH	DIFF	TIME OF DAY	
1 -		109.2	32.568	89.7	22.375	98.6	31.724	106.8	2:02.941	78.82	10.684	15:10:47.058
2 -	27.999	109.8	31.134	90.5	22.505	100.3	31.723	105.5	1:53.361 (3)	85.49	1.104	15:12:40.419
3 -	28.237	110.9	31.695	88.8	22.451	98.5	31.403	105.8	1:53.786	85.17	1.529	15:14:34.205
4 -	28.085	109.8	31.090	90.5	21.924	99.7	31.158	105.3	1:52.257 (1)	86.33		15:16:26.462
5 -	28.016	109.2	31.197	91.0	22.326	100.6	31.511	107.0	1:53.050 (2)	85.72	0.793	15:18:19.512
6 -	28.437	110.9	31.210	89.3	22.437	93.4	31.603	99.5	1:53.687	85.24	1.430	15:20:13.199

P24 2		Rhys COATES				Honda - Ernie Coates Race Support / SP125 Racing						
IDEAL LAP TIME : 1:53.127		BEST LAP TIME : 1:53.670				DIFFERENCE : 0.543						
LAP	SECTOR 1	SECTOR 2		SECTOR 3		SECTOR 4		LAP TIME	MPH	DIFF	TIME OF DAY	
1 -		108.9	33.231	92.3	22.579	99.7	31.250	107.5	2:03.189	78.66	9.519	15:10:47.306
2 -	28.119	111.6	31.458	91.3	22.300	101.2	31.793	106.3	1:53.670 (1)	85.25		15:12:40.976

P25 14		Evan PENDRILL				Honda - EPRacing / SP125 Racing						
IDEAL LAP TIME : 1:55.374		BEST LAP TIME : 1:55.479				DIFFERENCE : 0.105						
LAP	SECTOR 1	SECTOR 2		SECTOR 3		SECTOR 4		LAP TIME	MPH	DIFF	TIME OF DAY	
1 -		108.2	33.223	89.9	22.917	98.2	31.808	105.3	2:04.024	78.14	8.545	15:10:48.141
2 -	28.086	111.1	32.563	89.5	22.931	97.9	31.899	103.4	1:55.479 (1)	83.92		15:12:43.620

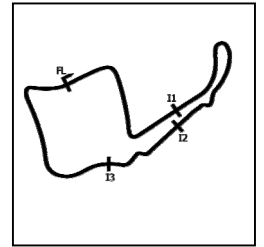
P26 24		Cormac BUCHANAN				Honda - Microlise Cresswell Racing						
IDEAL LAP TIME : 1:50.849		BEST LAP TIME : 1:51.051				DIFFERENCE : 0.202						
LAP	SECTOR 1	SECTOR 2		SECTOR 3		SECTOR 4		LAP TIME	MPH	DIFF	TIME OF DAY	
1 -		115.7	42.888	91.8	21.994	101.6	30.647	108.5	2:08.529	75.40	17.478	15:10:52.646
2 -	27.309	112.7	30.899	92.8	22.192	101.5	30.651	110.0	1:51.051 (1)	87.26		15:12:43.697

MCRCB BULLETIN TK198

2021 Bennetts British Superbike Championship - Round 1

2021 Honda British Talent Cup

RACE 1 - SECTOR ANALYSIS



SECTOR 1 = FL to I1, SECTOR 2 = I1 to I2 SECTOR 3 = I2 to I3, SECTOR 4 = I3 to FL, DIFF = Difference To Personal Best Lap, P = Crossed Finish Line in Pit Lane, D = Time Disallowed

P27	4	Sullivan MOUNSEY				Honda - iForce Lloyd & Jones					
IDEAL LAP TIME : 1:51.936		BEST LAP TIME :		DIFFERENCE :							
LAP	SECTOR 1	SECTOR 2		SECTOR 3		SECTOR 4		LAP TIME	MPH	DIFF	TIME OF DAY
1 -	116.3	31.777	94.2	21.783	102.6	31.356	108.5	1:57.354	82.58		15:10:41.471

MCRCB BULLETIN TK199

2021 Bennetts British Superbike Championship - Round 1

2021 Honda British Talent Cup

RACE 1 - BEST SECTORS

SECTOR 1				SECTOR 2				SECTOR 3				SECTOR 4				IDEAL / BEST COMPARISON		
POS	NO	NAME	TIME	NO	NAME	TIME	NO	NAME	TIME	NO	NAME	TIME	POS	NO	NAME	IDEAL	BEST	DIFF
															PERFECT LAP	1:48.697		
1	74	BROWN	27.127	67	O'GORMA	30.146	74	BROWN	21.433	74	BROWN	29.991	1	74	BROWN	1:48.859	1:49.585	0.726
2	67	O'GORMA	27.162	74	BROWN	30.308	57	GARNES	21.465	52	BELFORD	30.200	2	67	O'GORMAN	1:49.070	1:49.164	0.094
3	48	WALKER	27.255	52	BELFORD	30.328	52	BELFORD	21.469	57	GARNES	30.236	3	52	BELFORD	1:49.273	1:49.546	0.273
4	52	BELFORD	27.276	15	CROSBY	30.517	67	O'GORMA	21.472	67	O'GORMA	30.290	4	57	GARNES	1:49.984	1:50.404	0.420
5	24	BUCHANA	27.309	43	HITCHCO	30.546	48	WALKER	21.640	7	LYONS	30.395	5	43	HITCHCOCK	1:50.119	1:50.627	0.508
6	43	HITCHCO	27.367	7	LYONS	30.705	15	CROSBY	21.664	48	WALKER	30.412	6	15	CROSBY	1:50.272	1:50.689	0.417
7	15	CROSBY	27.446	57	GARNES	30.805	66	DOBSON	21.710	43	HITCHCO	30.452	7	48	WALKER	1:50.291	1:50.845	0.554
8	57	GARNES	27.478	5	JOHNSON	30.853	43	HITCHCO	21.754	15	CROSBY	30.645	8	7	LYONS	1:50.567	1:50.842	0.275
9	7	LYONS	27.568	66	DOBSON	30.866	4	MOUNSEY	21.783	24	BUCHANA	30.647	9	24	BUCHANAN	1:50.849	1:51.051	0.202
10	4	MOUNSEY	27.604	24	BUCHANA	30.899	5	JOHNSON	21.882	5	JOHNSON	30.879	10	5	JOHNSON	1:51.339	1:51.578	0.239
11	5	JOHNSON	27.725	48	WALKER	30.984	23	STEPHEN	21.885	9	STUART-	30.956	11	66	DOBSON	1:51.408	1:51.858	0.450
12	21	JEFFREY	27.760	96	BANHAM	31.090	7	LYONS	21.899	66	DOBSON	30.960	12	4	MOUNSEY	1:51.936		
13	9	STUART-	27.840	23	STEPHEN	31.122	96	BANHAM	21.924	21	JEFFREY	31.018	13	21	JEFFREY	1:52.086	1:52.458	0.372
14	66	DOBSON	27.872	4	MOUNSEY	31.193	9	STUART-	21.950	23	STEPHEN	31.156	14	23	STEPHENSON	1:52.101	1:52.424	0.323
15	23	STEPHEN	27.938	21	JEFFREY	31.262	24	BUCHANA	21.994	96	BANHAM	31.158	15	9	STUART-CAMPBELL	1:52.170	1:53.697	1.527
16	29	BROWN	27.947	29	BROWN	31.363	21	JEFFREY	22.046	29	BROWN	31.175	16	96	BANHAM	1:52.171	1:52.257	0.086
17	96	BANHAM	27.999	61	MACKAY	31.385	29	BROWN	22.056	61	MACKAY	31.187	17	29	BROWN	1:52.541	1:52.736	0.195
18	61	MACKAY	28.064	9	STUART-	31.424	61	MACKAY	22.096	99	WILLIS	31.228	18	61	MACKAY	1:52.732	1:53.343	0.611
19	99	WILLIS	28.081	2	COATES	31.458	99	WILLIS	22.177	2	COATES	31.250	19	2	COATES	1:53.127	1:53.670	0.543
20	14	PENDRIL	28.086	41	HOPKINS	31.653	41	HOPKINS	22.266	33	CUNNING	31.321	20	99	WILLIS	1:53.312	1:53.462	0.150
21	41	HOPKINS	28.119	99	WILLIS	31.826	33	CUNNING	22.282	4	MOUNSEY	31.356	21	41	HOPKINS	1:53.425	1:53.589	0.164
22	2	COATES	28.119	33	CUNNING	31.856	2	COATES	22.300	41	HOPKINS	31.387	22	33	CUNNINGHAM	1:53.773	1:54.040	0.267
23	33	CUNNING	28.314	44	HILL	32.342	44	HILL	22.505	44	HILL	31.674	23	44	HILL	1:55.219	1:55.990	0.771
24	44	HILL	28.698	14	PENDRIL	32.563	14	PENDRIL	22.917	14	PENDRIL	31.808	24	14	PENDRILL	1:55.374	1:55.479	0.105
25	8	MOORE	28.906	8	MOORE	32.867	8	MOORE	22.946	8	MOORE	32.024	25	8	MOORE	1:56.743	1:57.948	1.205
26	51	HARRIS	30.028	22	EAGLE	33.770	51	HARRIS	23.264	51	HARRIS	33.140	26	22	EAGLE	2:00.587	2:01.412	0.825
27	22	EAGLE	30.071	51	HARRIS	34.406	22	EAGLE	23.410	22	EAGLE	33.336	27	51	HARRIS	2:00.838	2:01.643	0.805

Weather / Track : Bright / Dry

Results can be found at www.tsl-timing.com

Oulton Park International
Circuit Length = 2.6920 miles
Start: 15:08 Flag 15:27 End: 15:29

Printed - 15:34 Saturday, 26 June 2021

MCRCB BULLETIN TK200**2021 Bennetts British Superbike Championship - Round 1****2021 Honda British Talent Cup****RACE 1 - BEST SPEEDS**

POS	INTERMEDIATE 1			INTERMEDIATE 2			INTERMEDIATE 3			FINISH LINE		
	NO	NAME	MPH	NO	NAME	MPH	NO	NAME	MPH	NO	NAME	MPH
1	4	MOUNSEY	116.3	57	GARNESS	96.5	57	GARNESS	105.6	57	GARNESS	111.8
2	52	BELFORD	115.9	43	HITCHCOCK	94.2	52	BELFORD	104.0	21	JEFFREY	111.6
3	57	GARNESS	115.9	4	MOUNSEY	94.2	43	HITCHCOCK	103.7	48	WALKER	110.3
4	24	BUCHANAN	115.7	21	JEFFREY	94.1	48	WALKER	103.2	24	BUCHANAN	110.0
5	9	STUART-CAMPBELL	115.1	52	BELFORD	93.9	74	BROWN	103.0	67	O'GORMAN	109.8
6	48	WALKER	114.9	74	BROWN	93.5	9	STUART-CAMPBELL	103.0	74	BROWN	109.6
7	61	MACKAY	114.9	61	MACKAY	93.5	99	WILLIS	102.9	52	BELFORD	109.1
8	67	O'GORMAN	114.5	9	STUART-CAMPBELL	93.5	61	MACKAY	102.6	43	HITCHCOCK	109.1
9	74	BROWN	114.5	48	WALKER	93.4	4	MOUNSEY	102.6	66	DOBSON	109.1
10	15	CROSBY	114.5	7	LYONS	93.3	66	DOBSON	102.4	9	STUART-CAMPBELL	108.5
11	21	JEFFREY	114.5	66	DOBSON	93.3	67	O'GORMAN	102.2	4	MOUNSEY	108.5
12	43	HITCHCOCK	113.7	67	O'GORMAN	93.2	21	JEFFREY	101.9	7	LYONS	108.4
13	99	WILLIS	113.7	24	BUCHANAN	92.8	24	BUCHANAN	101.6	99	WILLIS	108.4
14	7	LYONS	113.5	99	WILLIS	92.6	7	LYONS	101.2	61	MACKAY	108.2
15	41	HOPKINS	113.5	5	JOHNSON	92.3	2	COATES	101.2	41	HOPKINS	107.8
16	66	DOBSON	112.9	2	COATES	92.3	41	HOPKINS	101.0	2	COATES	107.5
17	29	BROWN	112.7	15	CROSBY	91.5	5	JOHNSON	100.9	15	CROSBY	107.0
18	5	JOHNSON	112.5	29	BROWN	91.4	15	CROSBY	100.6	5	JOHNSON	107.0
19	23	STEPHENSON	112.4	41	HOPKINS	91.3	29	BROWN	100.6	33	CUNNINGHAM	107.0
20	2	COATES	111.8	23	STEPHENSON	91.1	96	BANHAM	100.6	96	BANHAM	107.0
21	33	CUNNINGHAM	111.1	96	BANHAM	91.0	33	CUNNINGHAM	99.7	29	BROWN	106.1
22	8	MOORE	111.1	33	CUNNINGHAM	90.5	51	HARRIS	99.7	23	STEPHENSON	106.0
23	14	PENDRILL	111.1	8	MOORE	90.0	23	STEPHENSON	98.8	51	HARRIS	105.8
24	51	HARRIS	110.9	51	HARRIS	90.0	44	HILL	98.3	14	PENDRILL	105.3
25	96	BANHAM	110.9	14	PENDRILL	89.9	8	MOORE	98.3	44	HILL	104.8
26	44	HILL	110.5	44	HILL	89.7	14	PENDRILL	98.2	8	MOORE	104.8
27	22	EAGLE	106.6	22	EAGLE	88.8	22	EAGLE	96.0	22	EAGLE	102.2

Weather / Track : Bright / Dry

Oulton Park International
Circuit Length = 2.6920 miles
Start: 15:08 Flag 15:27 End: 15:29

Results can be found at www.tsl-timing.com

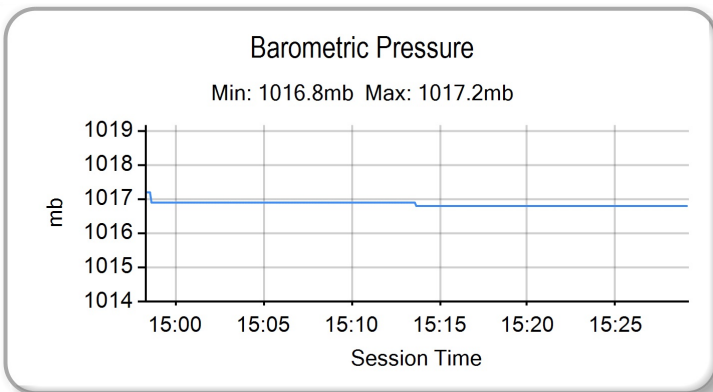
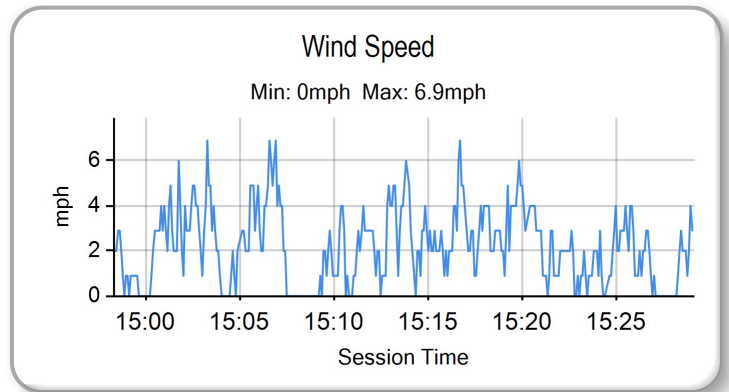
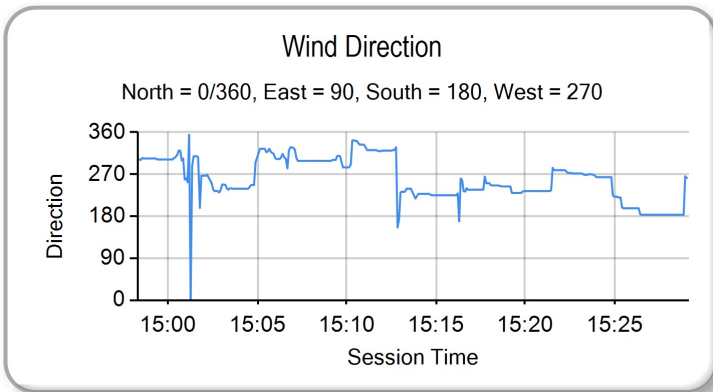
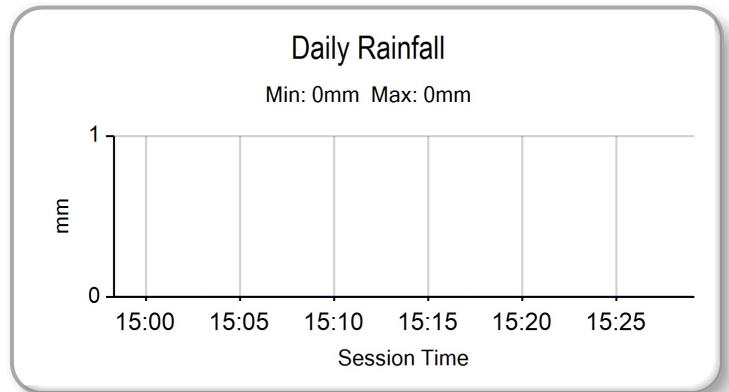
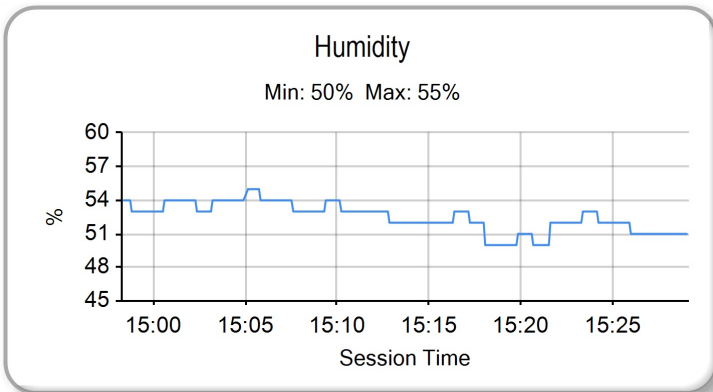
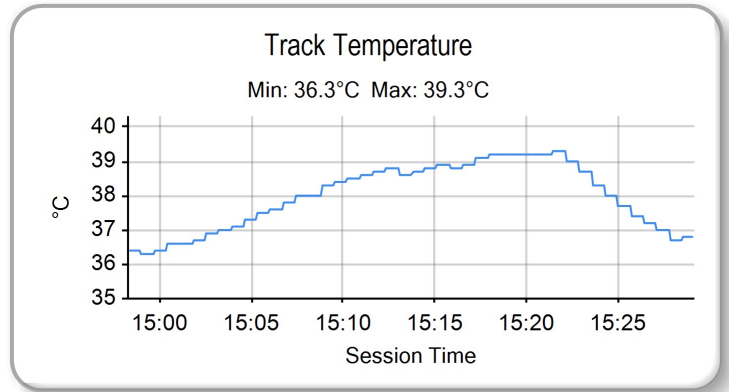
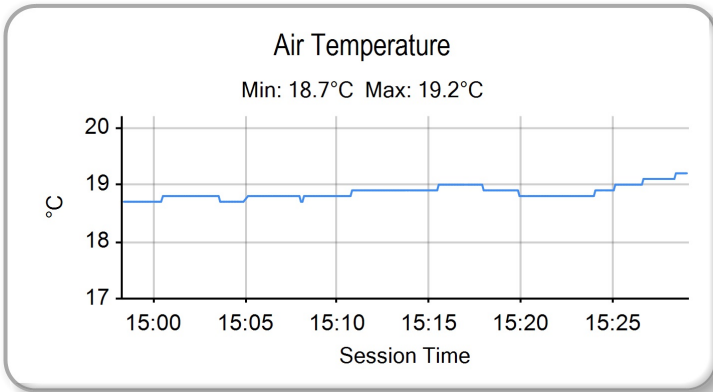
Printed - 15:35 Saturday, 26 June 2021

MCRCB BULLETIN TK204

2021 Bennetts British Superbike Championship - Round 1

2021 Honda British Talent Cup

RACE 1 - WEATHER CONDITIONS



Weather / Track : Bright / Dry

Results can be found at www.tsl-timing.com

Oulton Park International
Circuit Length = 2.6920 miles
Start: 15:08 Flag 15:27 End: 15:29

Printed - 15:36 Saturday, 26 June 2021

2021 Honda British Talent Cup
RIDERS POINTS AFTER ROUND 1

		TOTAL	GAP	DIFF	1	2	3	4	5	6	7	8	9	10	11	12	13	14	15	16	17	18	Wins	Seconds	Thirds
					25th-27th June	Oulton Park International	9th-11th July	Knockhill	23rd-25th July	Brands Hatch GP	30th July-1st August	Thruxton	13th-15th August	Donington Park National	27th-29th August	Silverstone GP	3rd-5th September	Snetterton 300	10th-12th September	Silverstone National	1st-3rd October	Donington Park GP			
1	Casey O'GORMAN (Honda)	25			25																		1	0	0
2	Evan BELFORD (Honda)	20	5		20																		0	1	0
3	Carter BROWN (Honda)	16	9	4	16																		0	0	1
4	Ryan HITCHCOCK (Honda)	13	12	3	13																		0	0	0
5	Johnny GARNES (Honda)	11	14	2	11																		0	0	0
6	Ollie WALKER (Honda)	10	15	1	10																		0	0	0
7	Harrison CROSBY (Honda)	9	16	1	9																		0	0	0
8	Jamie LYONS (Honda)	8	17	1	8																		0	0	0
9	Mason JOHNSON (Honda)	7	18	1	7																		0	0	0
10	Rossi DOBSON (Honda)	6	19	1	6																		0	0	0
11	Rhys STEPHENSON (Honda)	5	20	1	5																		0	0	0
12	Troy JEFFREY (Honda)	4	21	1	4																		0	0	0
13	Harrison MACKAY (Honda)	3	22	1	3																		0	0	0
14	Lucas BROWN (Honda)	2	23	1	2																		0	0	0
15	Luca HOPKINS (Honda)	1	24	1	1																		0	0	0
16		0	25	1																			0	0	0
17		0	25	0																			0	0	0
18		0	25	0																			0	0	0
19		0	25	0																			0	0	0
20		0	25	0																			0	0	0
21		0	25	0																			0	0	0
22		0	25	0																			0	0	0
23		0	25	0																			0	0	0
24		0	25	0																			0	0	0
25		0	25	0																			0	0	0

MCRCB BULLETIN TK202

2021 Bennetts British Superbike Championship - Round 1

2021 Honda British Talent Cup

RACE 1 - STATISTICS

Competitors Started	27
Planned Start	2021-06-26 @ 14:50:00.000
Actual Start	2021-06-26 @ 15:08:44.116
Finish Time	2021-06-26 @ 15:27:09.951
Track Length	2.6920mi.
Total Laps	231
Total Distance Covered	621.8585mi.

Session Fastest Lap History

NO	NAME	LAP TIME	TIME OF DAY	LAP	VEHICLE
74	Carter BROWN	1:50.575	15:12:29.713	2	Honda
52	Evan BELFORD	1:50.474	15:12:30.234	2	Honda
57	Johnny GARNESS	1:50.404	15:14:21.224	3	Honda
74	Carter BROWN	1:50.011	15:16:10.442	4	Honda
52	Evan BELFORD	1:50.009	15:16:10.770	4	Honda
52	Evan BELFORD	1:49.546	15:21:41.507	7	Honda
67	Casey O'GORMAN	1:49.164	15:25:20.419	9	Honda

Session Leader History

NO	NAME	FROM LAP	LAPS LED	DISTANCE	VEHICLE
74	Carter BROWN	1	5	13.46 miles	Honda
67	Casey O'GORMAN	6	1	2.69 miles	Honda
52	Evan BELFORD	7	1	2.69 miles	Honda
67	Casey O'GORMAN	8	3	8.07 miles	Honda

Flag History

TYPE	TIME OF DAY
GREEN	15:08:44.116
FINISH	15:27:09.951

Flag Statistics

TYPE	COUNT	TOTAL LAPS	TOTAL TIME
Green	1	10	20:21.259
Red	0	0	0.000
Safety Car	0	0	0.000
FCY	0	0	0.000

Weather / Track : Bright / Dry

Results can be found at www.tsl-timing.com

Oulton Park International
Circuit Length = 2.6920 miles
Start: 15:08 Flag 15:27 End: 15:29

Printed - 15:35 Saturday, 26 June 2021

MCRCB BULLETIN TK203

2021 Bennetts British Superbike Championship - Round 1

2021 Honda British Talent Cup

RACE 1 - SESSION NOTES

TIME	MESSAGE
15:02:00	PITLANE OPEN
15:02:02	
15:03:01	PITLANE CLOSED
15:04:52	30 SECONDS TO WARM UP LAP
15:04:57	
15:05:29	GREEN FLAG - WARM UP LAP
15:05:47	
15:07:52	RACE START
15:09:52	NO JUMP STARTS
15:09:54	
15:12:19	NO. 4 - FALLER AT T10/11 HIZZYS - RIDER OK
15:13:49	NO. 14 - FALLER AT T5 SHELL - RIDER OK
15:14:31	NO. 24 AND 2 - FALLER AT T10/11 HIZZYS - RIDER OK
15:16:49	UPDATE: NO.24 TO MEDICAL CENTRE
15:19:59	TWO THIRDS DISTANCE COMPLETED
15:21:42	NO. 96 - STOPPED TECHNICAL PROBLEM T5 SHELL

Weather / Track : Bright / Dry

Results can be found at www.tsl-timing.com

Oulton Park International
Circuit Length = 2.6920 miles
Start: 15:08 Flag 15:27 End: 15:29

Printed - 15:36 Saturday, 26 June 2021

POS	NO	NAME	NAT	ENTRY	TIME	ON	LAPS	GAP	DIFF	MPH
1	74	Carter BROWN	GBR	Honda - City Lifting / RS Racing	1:49.447	3	4			88.54
2	67	Casey O'GORMAN	GBR	Honda - Microlise Cresswell Racing	1:49.796	3	4	0.349	0.349	88.26
3	48	Ollie WALKER	GBR	Honda - Moto Rapido / SP125 Racing	1:51.021	3	4	1.574	1.225	87.29
4	52	Evan BELFORD	GBR	Honda - City Lifting by RS Racing	1:51.034	4	4	1.587	0.013	87.28
5	43	Ryan HITCHCOCK	GBR	Honda - Wilson Racing	1:51.329	3	4	1.882	0.295	87.05
6	57	Johnny GARNESS	GBR	Honda - City Lifting by RS Racing	1:51.330	4	4	1.883	0.001	87.05
7	24	Cormac BUCHANAN	NZL	Honda - Microlise Cresswell Racing	1:51.512	4	4	2.065	0.182	86.90
8	5	Mason JOHNSON	GBR	Honda - Johnson Racing	1:51.525	3	4	2.078	0.013	86.89
9	15	Harrison CROSBY	GBR	Honda - Banks Racing	1:52.038	4	4	2.591	0.513	86.50
10	7	Jamie LYONS	GBR	Honda - C&M Motors Ltd / Tooltec Racing	1:52.283	3	4	2.836	0.245	86.31
11	4	Sullivan MOUNSEY	GBR	Honda - iForce Lloyd & Jones	1:52.692	4	4	3.245	0.409	85.99
12	34	James COOK	GBR	Honda - Wilson Racing	1:52.762	3	4	3.315	0.070	85.94
13	9	Bailey STUART-CAMPBELL	GBR	Honda - Team 151s	1:52.876	4	4	3.429	0.114	85.85
14	96	Rossi BANHAM	GBR	Honda - MJL Racing	1:53.133	4	4	3.686	0.257	85.66
15	66	Rossi DOBSON	GBR	Honda - WM Racing	1:53.273	3	4	3.826	0.140	85.55
16	23	Rhys STEPHENSON	GBR	Honda - Rocket Racing	1:53.566	3	4	4.119	0.293	85.33
17	29	Lucas BROWN	GBR	Honda - Amphibian Scaffolding / SP125 Racing	1:54.238	3	4	4.791	0.672	84.83
18	41	Luca HOPKINS	GBR	Honda - Wilson Racing	1:55.433	2	3	5.986	1.195	83.95
19	14	Evan PENDRILL	GBR	Honda - EPRacing / SP125 Racing	1:55.584	3	4	6.137	0.151	83.84
20	21	Troy JEFFREY	GBR	Honda - Stiggymotorsport	1:55.587	1	3	6.140	0.003	83.84
21	61	Harrison MACKAY	GBR	Honda - True Heros Racing / Super Soco	1:55.609	2	3	6.162	0.022	83.82
22	33	JJ CUNNINGHAM	GBR	Honda - JCRsupersport	1:56.589	2	3	7.142	0.980	83.12
23	99	Peter WILLIS	GBR	Honda - WM Racing	1:56.596	1	3	7.149	0.007	83.11
24	53	Kiyano VEIJER	NLD	Honda - Microlise Cresswell Racing	1:56.968	3	3	7.521	0.372	82.85
25	44	Lucas HILL	GBR	Honda - Ashcourt Racing	1:57.931	3	3	8.484	0.963	82.17
26	2	Rhys COATES	GBR	Honda - Ernie Coates Race Support / SP125 Racing	1:58.174	3	3	8.727	0.243	82.00
27	8	Ross MOORE	GBR	Honda - B Moore Honda	1:59.345	3	3	9.898	1.171	81.20
28	51	Holly HARRIS	GBR	Honda - MJL Racing	2:00.723	3	3	11.276	1.378	80.27
29	22	Anthony EAGLE	GBR	Honda - Microlise Cresswell Racing	2:02.156	3	3	12.709	1.433	79.33

Weather / Track : Cloudy / Dry

These results are provisional until the conclusion of any judicial and technical matters.

Oulton Park International

Circuit Length = 2.6920 miles

Start: 12:18 Flag 12:26 End: 12:29

Race Director : Stuart Higgs

Stewards :

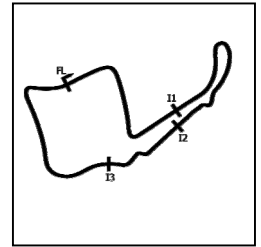
Timekeeper : Richard Evans

MCRCB BULLETIN TK274

2021 Bennetts British Superbike Championship - Round 1

2021 Honda British Talent Cup

WARM UP - SECTOR ANALYSIS



SECTOR 1 = FL to I1, SECTOR 2 = I1 to I2 SECTOR 3 = I2 to I3, SECTOR 4 = I3 to FL, DIFF = Difference To Personal Best Lap, P = Crossed Finish Line in Pit Lane, D = Time Disallowed

P1 74		Carter BROWN				Honda - City Lifting / RS Racing						
IDEAL LAP TIME : 1:49.195		BEST LAP TIME : 1:49.447				DIFFERENCE : 0.252						
LAP	SECTOR 1		SECTOR 2		SECTOR 3		SECTOR 4		LAP TIME	MPH	DIFF	TIME OF DAY
1 -	28.166	111.6	30.601	92.1	21.666	101.5	30.564	106.6	1:50.997	87.31	1.550	12:21:45.864
2 -	27.359	113.1	30.594	91.9	21.410	101.2	30.225	107.2	1:49.588 (2)	88.43	0.141	12:23:35.452
3 -	27.258	112.4	30.360	91.3	21.528	101.0	30.301	107.5	1:49.447 (1)	88.54		12:25:24.899
4 -	27.351	112.7	30.302	91.0	21.683	101.0	30.355	107.2	1:49.691 (3)	88.35	0.244	12:27:14.590

P2 67		Casey O'GORMAN				Honda - Microlise Cresswell Racing						
IDEAL LAP TIME : 1:49.602		BEST LAP TIME : 1:49.796				DIFFERENCE : 0.194						
LAP	SECTOR 1		SECTOR 2		SECTOR 3		SECTOR 4		LAP TIME	MPH	DIFF	TIME OF DAY
1 -	27.939	114.3	31.239	94.1	22.557	102.7	32.092	109.8	1:53.827	85.14	4.031	12:21:58.916
2 -	27.949	112.5	30.827	93.9	21.692	102.4	30.394	109.1	1:50.862 (2)	87.41	1.066	12:23:49.778
3 -	27.398	114.1	30.534	94.1	21.662	102.6	30.202	110.3	1:49.796 (1)	88.26		12:25:39.574
4 -	27.206	115.9	30.710	95.1	21.660	103.4	33.423	108.9	1:52.999 (3)	85.76	3.203	12:27:32.573

P3 48		Ollie WALKER				Honda - Moto Rapido / SP125 Racing						
IDEAL LAP TIME : 1:50.895		BEST LAP TIME : 1:51.021				DIFFERENCE : 0.126						
LAP	SECTOR 1		SECTOR 2		SECTOR 3		SECTOR 4		LAP TIME	MPH	DIFF	TIME OF DAY
1 -	28.155	112.7	31.725	92.9	22.182	102.9	30.907	109.6	1:52.969	85.78	1.948	12:21:54.041
2 -	27.994	115.9	31.699	92.5	21.873	101.9	30.670	108.7	1:52.236 (3)	86.34	1.215	12:23:46.277
3 -	27.635	112.7	31.023	92.8	21.831	101.8	30.532	109.6	1:51.021 (1)	87.29		12:25:37.298
4 -	27.703	111.4	30.938	92.1	21.790	100.7	30.938	108.0	1:51.369 (2)	87.01	0.348	12:27:28.667

P4 52		Evan BELFORD				Honda - City Lifting by RS Racing						
IDEAL LAP TIME : 1:51.034		BEST LAP TIME : 1:51.034				DIFFERENCE : 0.000						
LAP	SECTOR 1		SECTOR 2		SECTOR 3		SECTOR 4		LAP TIME	MPH	DIFF	TIME OF DAY
1 -	28.731	111.6	32.382	92.8	22.502	101.2	31.786	108.0	1:55.401	83.97	4.367	12:21:58.503
2 -	28.392	111.4	31.875	93.2	22.215	101.5	30.866	108.4	1:53.348 (3)	85.50	2.314	12:23:51.851
3 -	27.817	112.2	31.300	93.2	21.929	102.6	30.676	108.4	1:51.722 (2)	86.74	0.688	12:25:43.573
4 -	27.707	112.4	30.954	92.8	21.831	101.2	30.542	108.7	1:51.034 (1)	87.28		12:27:34.607

P5 43		Ryan HITCHCOCK				Honda - Wilson Racing						
IDEAL LAP TIME : 1:51.329		BEST LAP TIME : 1:51.329				DIFFERENCE : 0.000						
LAP	SECTOR 1		SECTOR 2		SECTOR 3		SECTOR 4		LAP TIME	MPH	DIFF	TIME OF DAY
1 -	28.798	112.4	31.786	91.9	22.368	102.4	30.825	109.2	1:53.777 (3)	85.17	2.448	12:21:59.489
2 -	27.962	113.5	31.821	94.1	22.225	104.2	31.185	109.2	1:53.193 (2)	85.61	1.864	12:23:52.682
3 -	27.570	113.5	31.022	93.5	21.919	103.0	30.818	108.5	1:51.329 (1)	87.05		12:25:44.011
4 -	28.094	111.1	31.700	92.4	23.677	100.0	31.455	107.7	1:54.926	84.32	3.597	12:27:38.937

P6 57		Johnny GARNES				Honda - City Lifting by RS Racing						
IDEAL LAP TIME : 1:51.139		BEST LAP TIME : 1:51.330				DIFFERENCE : 0.191						
LAP	SECTOR 1		SECTOR 2		SECTOR 3		SECTOR 4		LAP TIME	MPH	DIFF	TIME OF DAY
1 -	28.499	114.3	31.961	94.6	22.090	104.5	31.029	110.5	1:53.579	85.32	2.249	12:21:53.858
2 -	28.090	114.9	32.019	96.1	22.026	105.3	30.595	112.2	1:52.730 (3)	85.96	1.400	12:23:46.588
3 -	27.734	116.1	31.309	94.9	22.185	104.3	30.480	111.8	1:51.708 (2)	86.75	0.378	12:25:38.296
4 -	27.599	115.3	31.079	95.1	21.981	104.3	30.671	112.9	1:51.330 (1)	87.05		12:27:29.626

P7 24		Cormac BUCHANAN				Honda - Microlise Cresswell Racing						
IDEAL LAP TIME : 1:51.269		BEST LAP TIME : 1:51.512				DIFFERENCE : 0.243						
LAP	SECTOR 1		SECTOR 2		SECTOR 3		SECTOR 4		LAP TIME	MPH	DIFF	TIME OF DAY
1 -	29.023	112.2	32.274	91.8	22.089	101.8	30.841	108.7	1:54.227	84.84	2.715	12:21:54.388
2 -	28.248	113.1	31.704	93.7	21.916	102.4	30.923	108.7	1:52.791 (3)	85.92	1.279	12:23:47.179
3 -	27.657	113.3	31.368	92.5	21.802	103.0	30.766	109.1	1:51.593 (2)	86.84	0.081	12:25:38.772
4 -	27.541	113.5	31.160	92.6	21.857	102.9	30.954	108.5	1:51.512 (1)	86.90		12:27:30.284

Weather / Track : Cloudy / Dry

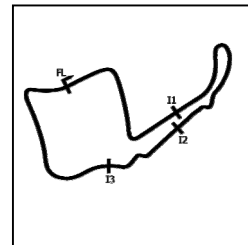
Oulton Park International
Circuit Length = 2.6920 miles
Start: 12:18 Flag 12:26 End: 12:29

MCRCB BULLETIN TK274

2021 Bennetts British Superbike Championship - Round 1

2021 Honda British Talent Cup

WARM UP - SECTOR ANALYSIS



SECTOR 1 = FL to I1, SECTOR 2 = I1 to I2, SECTOR 3 = I2 to I3, SECTOR 4 = I3 to FL, DIFF = Difference To Personal Best Lap, P = Crossed Finish Line in Pit Lane, D = Time Disallowed

P8	5	Mason JOHNSON				Honda - Johnson Racing			
IDEAL LAP TIME : 1:51.189		BEST LAP TIME : 1:51.525		DIFFERENCE : 0.336					

LAP	SECTOR 1	SECTOR 2	SECTOR 3	SECTOR 4	LAP TIME	MPH	DIFF	TIME OF DAY				
1 -	28.276	110.5	31.718	89.9	22.773	98.8	31.581	106.0	1:54.348	84.75	2.823	12:21:59.718
2 -	28.010	111.6	31.347	92.0	22.284	100.6	31.010	105.6	1:52.651 (2)	86.02	1.126	12:23:52.369
3 -	27.495	111.6	30.709	90.4	21.975	99.1	31.346	104.2	1:51.525 (1)	86.89		12:25:43.894
4 -	28.441	109.4	30.965	90.0	22.287	98.2	31.046	106.0	1:52.739 (3)	85.96	1.214	12:27:36.633

P9	15	Harrison CROSBY				Honda - Banks Racing			
IDEAL LAP TIME : 1:51.935		BEST LAP TIME : 1:52.038		DIFFERENCE : 0.103					

LAP	SECTOR 1	SECTOR 2	SECTOR 3	SECTOR 4	LAP TIME	MPH	DIFF	TIME OF DAY				
1 -	28.574	110.3	32.328	88.5	22.842	100.7	31.235	107.5	1:54.979	84.28	2.941	12:22:05.114
2 -	28.018	111.2	31.393	90.9	22.200	100.7	30.884	105.8	1:52.495 (2)	86.14	0.457	12:23:57.609
3 -	27.808	113.3	31.421	80.3	22.241	97.6	31.171	108.0	1:52.641 (3)	86.03	0.603	12:25:50.250
4 -	27.739	111.8	31.368	91.0	21.944	100.7	30.987	106.3	1:52.038 (1)	86.50		12:27:42.288

P10	7	Jamie LYONS				Honda - C&M Motors Ltd / Tooltec Racing			
IDEAL LAP TIME : 1:52.264		BEST LAP TIME : 1:52.283		DIFFERENCE : 0.019					

LAP	SECTOR 1	SECTOR 2	SECTOR 3	SECTOR 4	LAP TIME	MPH	DIFF	TIME OF DAY				
1 -	28.334	110.0	31.838	90.4	22.416	98.6	31.289	105.1	1:53.877	85.10	1.594	12:21:51.916
2 -	28.135	110.0	31.427	90.9	22.259	98.3	30.981	105.6	1:52.802 (3)	85.91	0.519	12:23:44.718
3 -	27.977	109.8	31.317	90.3	22.123	98.3	30.866	105.6	1:52.283 (1)	86.31		12:25:37.001
4 -	27.996	109.8	31.525	91.1	22.201	98.6	30.847	106.6	1:52.569 (2)	86.09	0.286	12:27:29.570

P11	4	Sullivan MOUNSEY				Honda - iForce Lloyd & Jones			
IDEAL LAP TIME : 1:52.583		BEST LAP TIME : 1:52.692		DIFFERENCE : 0.109					

LAP	SECTOR 1	SECTOR 2	SECTOR 3	SECTOR 4	LAP TIME	MPH	DIFF	TIME OF DAY				
1 -	28.343	113.9	31.926	93.2	22.442	102.1	31.200	108.4	1:53.911 (3)	85.07	1.219	12:22:02.351
2 -	28.004	112.9	31.947	91.5	22.567	100.7	31.600	107.3	1:54.118	84.92	1.426	12:23:56.469
3 -	28.298	111.6	31.553	92.9	22.035	101.3	31.200	108.0	1:53.086 (2)	85.69	0.394	12:25:49.555
4 -	27.934	111.8	31.481	92.5	22.144	100.7	31.133	108.5	1:52.692 (1)	85.99		12:27:42.247

P12	34	James COOK				Honda - Wilson Racing			
IDEAL LAP TIME : 1:52.535		BEST LAP TIME : 1:52.762		DIFFERENCE : 0.227					

LAP	SECTOR 1	SECTOR 2	SECTOR 3	SECTOR 4	LAP TIME	MPH	DIFF	TIME OF DAY				
1 -	29.596	110.1	32.118	89.0	22.677	100.1	32.041	105.5	1:56.432	83.23	3.670	12:22:02.787
2 -	28.566	110.3	31.850	90.0	22.506	99.8	31.601	106.8	1:54.523 (3)	84.62	1.761	12:23:57.310
3 -	27.844	112.9	31.741	90.9	22.104	100.4	31.073	106.8	1:52.762 (1)	85.94		12:25:50.072
4 -	27.695	112.7	32.023	80.7	22.475	100.0	30.995	106.3	1:53.188 (2)	85.62	0.426	12:27:43.260

P13	9	Bailey STUART-CAMPBELL				Honda - Team 151s			
IDEAL LAP TIME : 1:52.670		BEST LAP TIME : 1:52.876		DIFFERENCE : 0.206					

LAP	SECTOR 1	SECTOR 2	SECTOR 3	SECTOR 4	LAP TIME	MPH	DIFF	TIME OF DAY				
1 -	28.626	112.9	33.158	90.0	22.590	101.2	31.324	108.2	1:55.698	83.76	2.822	12:22:04.882
2 -	28.327	111.6	31.995	91.9	22.309	101.6	30.908	108.5	1:53.539 (2)	85.35	0.663	12:23:58.421
3 -	28.510	112.9	31.731	91.6	22.385	101.2	31.278	108.0	1:53.904 (3)	85.08	1.028	12:25:52.325
4 -	28.200	113.1	31.398	93.0	22.164	101.0	31.114	108.2	1:52.876 (1)	85.85		12:27:45.201

P14	96	Rossi BANHAM				Honda - MJL Racing			
IDEAL LAP TIME : 1:53.092		BEST LAP TIME : 1:53.133		DIFFERENCE : 0.041					

LAP	SECTOR 1	SECTOR 2	SECTOR 3	SECTOR 4	LAP TIME	MPH	DIFF	TIME OF DAY				
1 -	28.433	110.9	32.507	89.5	22.275	99.7	31.349	106.1	1:54.564	84.59	1.431	12:22:03.264
2 -	28.769	111.1	31.773	90.0	22.288	98.8	31.456	105.3	1:54.286 (3)	84.79	1.153	12:23:57.550
3 -	28.308	110.9	31.833	89.5	22.296	98.9	31.007	105.1	1:53.444 (2)	85.42	0.311	12:25:50.994
4 -	28.243	109.6	31.630	90.0	22.212	99.1	31.048	105.6	1:53.133 (1)	85.66		12:27:44.127

Weather / Track : Cloudy / Dry

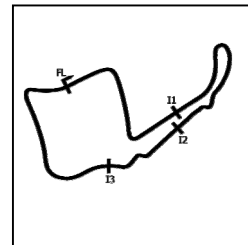
Oulton Park International
Circuit Length = 2.6920 miles
Start: 12:18 Flag 12:26 End: 12:29

MCRCB BULLETIN TK274

2021 Bennetts British Superbike Championship - Round 1

2021 Honda British Talent Cup

WARM UP - SECTOR ANALYSIS



SECTOR 1 = FL to I1, SECTOR 2 = I1 to I2 SECTOR 3 = I2 to I3, SECTOR 4 = I3 to FL, DIFF = Difference To Personal Best Lap, P = Crossed Finish Line in Pit Lane, D = Time Disallowed

P15	66	Rossi DOBSON	Honda - WM Racing	
IDEAL LAP TIME : 1:53.273		BEST LAP TIME : 1:53.273		DIFFERENCE : 0.000

LAP	SECTOR 1	SECTOR 2	SECTOR 3	SECTOR 4	LAP TIME	MPH	DIFF	TIME OF DAY				
1 -	28.850	113.9	32.847	92.5	22.989	103.2	32.473	109.1	1:57.159 (3)	82.71	3.886	12:22:07.719
2 -	28.352	113.3	32.373	92.5	22.533	100.6	31.330	108.2	1:54.588 (2)	84.57	1.315	12:24:02.307
3 -	28.131	111.6	31.540	91.5	22.346	101.0	31.256	108.0	1:53.273 (1)	85.55		12:25:55.580
4 -	30.970	96.2	34.886	82.2	23.863	97.5	33.577	94.7	2:03.296	78.60	10.023	12:27:58.876

P16	23	Rhys STEPHENSON	Honda - Rocket Racing	
IDEAL LAP TIME : 1:53.539		BEST LAP TIME : 1:53.566		DIFFERENCE : 0.027

LAP	SECTOR 1	SECTOR 2	SECTOR 3	SECTOR 4	LAP TIME	MPH	DIFF	TIME OF DAY				
1 -	29.768	106.8	32.449	89.1	23.083	98.9	31.579	104.3	1:56.879	82.91	3.313	12:22:03.040
2 -	28.774	109.4	32.334	91.0	22.630	95.8	31.499	105.0	1:55.237 (3)	84.09	1.671	12:23:58.277
3 -	28.296	109.4	31.666	90.6	22.343	98.1	31.261	105.0	1:53.566 (1)	85.33		12:25:51.843
4 -	28.314	108.9	31.639	88.8	22.490	99.8	31.294	105.3	1:53.737 (2)	85.20	0.171	12:27:45.580

P17	29	Lucas BROWN	Honda - Amphibian Scaffolding / SP125 Racing	
IDEAL LAP TIME : 1:54.200		BEST LAP TIME : 1:54.238		DIFFERENCE : 0.038

LAP	SECTOR 1	SECTOR 2	SECTOR 3	SECTOR 4	LAP TIME	MPH	DIFF	TIME OF DAY				
1 -	28.767	111.8	32.644	91.4	22.904	101.6	32.725	107.3	1:57.040 (3)	82.80	2.802	12:22:08.198
2 -	28.295	113.9	32.261	91.5	22.814	99.2	31.716	106.5	1:55.086 (2)	84.20	0.848	12:24:03.284
3 -	28.224	111.1	31.819	89.7	22.441	98.8	31.754	106.0	1:54.238 (1)	84.83		12:25:57.522
4 -	28.980	104.5	35.569	74.7	27.522	98.3	33.017	103.8	2:05.088	77.47	10.850	12:28:02.610

P18	41	Luca HOPKINS	Honda - Wilson Racing	
IDEAL LAP TIME : 1:55.226		BEST LAP TIME : 1:55.433		DIFFERENCE : 0.207

LAP	SECTOR 1	SECTOR 2	SECTOR 3	SECTOR 4	LAP TIME	MPH	DIFF	TIME OF DAY				
1 -	28.633	113.5	32.682	90.9	23.077	101.2	31.900	108.0	1:56.292 (2)	83.33	0.859	12:22:08.828
2 -	28.538	114.9	32.536	91.5	22.820	100.4	31.539	108.5	1:55.433 (1)	83.95		12:24:04.261
3 -	28.331	115.9	34.140	87.4	23.333	98.3	32.007	108.4	1:57.811 (3)	82.26	2.378	12:26:02.072

P19	14	Evan PENDRILL	Honda - EPRacing / SP125 Racing	
IDEAL LAP TIME : 1:54.901		BEST LAP TIME : 1:55.584		DIFFERENCE : 0.683

LAP	SECTOR 1	SECTOR 2	SECTOR 3	SECTOR 4	LAP TIME	MPH	DIFF	TIME OF DAY				
1 -	29.074	110.0	32.719	89.7	22.886	98.9	31.921	106.0	1:56.600	83.11	1.016	12:22:09.348
2 -	28.988	108.4	32.380	89.9	22.715	98.3	31.698	105.5	1:55.781 (3)	83.70	0.197	12:24:05.129
3 -	28.165	110.9	32.709	88.1	22.658	97.2	32.052	103.5	1:55.584 (1)	83.84		12:26:00.713
4 -	28.439	107.8	32.464	88.7	22.734	96.0	32.027	102.7	1:55.664 (2)	83.78	0.080	12:27:56.377

P20	21	Troy JEFFREY	Honda - Stiggymotorsport	
IDEAL LAP TIME : 1:54.225		BEST LAP TIME : 1:55.587		DIFFERENCE : 1.362

LAP	SECTOR 1	SECTOR 2	SECTOR 3	SECTOR 4	LAP TIME	MPH	DIFF	TIME OF DAY				
1 -	28.810	114.5	32.484	91.4	22.257	104.5	32.036	111.6	1:55.587 (1)	83.84		12:22:08.248
2 -	27.986	115.9	33.406	91.9	22.546	100.6	31.824	110.5	1:55.762 (2)	83.71	0.175	12:24:04.010
3 -	28.551	112.5	34.378	88.4	23.184	98.8	31.498	110.1	1:57.611 (3)	82.40	2.024	12:26:01.621

P21	61	Harrison MACKAY	Honda - True Heros Racing / Super Soco	
IDEAL LAP TIME : 1:55.444		BEST LAP TIME : 1:55.609		DIFFERENCE : 0.165

LAP	SECTOR 1	SECTOR 2	SECTOR 3	SECTOR 4	LAP TIME	MPH	DIFF	TIME OF DAY				
1 -	28.516	114.5	32.727	92.9	22.978	102.7	31.829	108.9	1:56.050 (2)	83.50	0.441	12:22:09.813
2 -	28.538	112.9	32.631	92.1	22.893	102.6	31.547	109.2	1:55.609 (1)	83.82		12:24:05.422
3 -	28.373	114.7	33.253	88.7	23.196	96.2	32.344	108.5	1:57.166 (3)	82.71	1.557	12:26:02.588

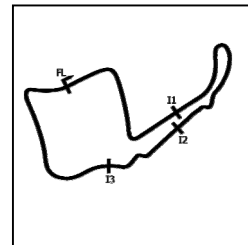
Weather / Track : Cloudy / Dry

Oulton Park International
Circuit Length = 2.6920 miles
Start: 12:18 Flag 12:26 End: 12:29

2021 Bennetts British Superbike Championship - Round 1

2021 Honda British Talent Cup

WARM UP - SECTOR ANALYSIS



SECTOR 1 = FL to I1, SECTOR 2 = I1 to I2 SECTOR 3 = I2 to I3, SECTOR 4 = I3 to FL, DIFF = Difference To Personal Best Lap, P = Crossed Finish Line in Pit Lane, D = Time Disallowed

P22 33		JJ CUNNINGHAM				Honda - JCRsupersport						
IDEAL LAP TIME : 1:56.066		BEST LAP TIME : 1:56.589				DIFFERENCE : 0.523						
LAP	SECTOR 1	SECTOR 2	SECTOR 3	SECTOR 4	LAP TIME	MPH	DIFF	TIME OF DAY				
1 -	29.167	109.8	33.638	90.3	22.901	99.5	32.045	106.6	1:57.751 (3)	82.30	1.162	12:22:12.872
2 -	29.088	109.2	33.003	88.3	22.787	98.8	31.711	106.0	1:56.589 (1)	83.12		12:24:09.461
3 -	28.952	108.5	32.616	89.9	23.030	98.3	32.033	106.3	1:56.631 (2)	83.09	0.042	12:26:06.092

P23 99		Peter WILLIS				Honda - WM Racing						
IDEAL LAP TIME : 1:55.844		BEST LAP TIME : 1:56.596				DIFFERENCE : 0.752						
LAP	SECTOR 1	SECTOR 2	SECTOR 3	SECTOR 4	LAP TIME	MPH	DIFF	TIME OF DAY				
1 -	28.656	112.7	32.947	92.5	22.959	102.6	32.034	107.8	1:56.596 (1)	83.11		12:22:07.051
2 -	28.613	112.5	32.571	92.5	23.853	100.6	31.756	107.7	1:56.793 (2)	82.97	0.197	12:24:03.844
3 -	28.558	112.5	34.768	87.1	23.166	102.7	31.963	107.0	1:58.455 (3)	81.81	1.859	12:26:02.299

P24 53		Kiyano VEIJER				Honda - Microlise Cresswell Racing						
IDEAL LAP TIME : 1:56.885		BEST LAP TIME : 1:56.968				DIFFERENCE : 0.083						
LAP	SECTOR 1	SECTOR 2	SECTOR 3	SECTOR 4	LAP TIME	MPH	DIFF	TIME OF DAY				
1 -	29.996	112.4	34.046	93.0	23.372	101.2	32.604	108.5	2:00.018 (3)	80.74	3.050	12:22:21.432
2 -	29.218	113.9	33.138	93.4	22.961	101.2	32.360	108.2	1:57.677 (2)	82.35	0.709	12:24:19.109
3 -	29.301	114.5	32.996	92.9	22.633	101.0	32.038	108.7	1:56.968 (1)	82.85		12:26:16.077

P25 44		Lucas HILL				Honda - Ashcourt Racing						
IDEAL LAP TIME : 1:57.549		BEST LAP TIME : 1:57.931				DIFFERENCE : 0.382						
LAP	SECTOR 1	SECTOR 2	SECTOR 3	SECTOR 4	LAP TIME	MPH	DIFF	TIME OF DAY				
1 -	29.647	106.8	33.252	89.5	23.066	97.2	32.113	104.6	1:58.078 (2)	82.07	0.147	12:22:12.585
2 -	29.360	107.5	33.352	89.9	23.258	97.5	32.383	104.8	1:58.353 (3)	81.88	0.422	12:24:10.938
3 -	29.118	106.0	33.461	89.2	23.181	96.6	32.171	104.0	1:57.931 (1)	82.17		12:26:08.869

P26 2		Rhys COATES				Honda - Ernie Coates Race Support / SP125 Racing						
IDEAL LAP TIME : 1:58.174		BEST LAP TIME : 1:58.174				DIFFERENCE : 0.000						
LAP	SECTOR 1	SECTOR 2	SECTOR 3	SECTOR 4	LAP TIME	MPH	DIFF	TIME OF DAY				
1 -	30.099	108.9	34.754	89.1	24.289	97.8	32.984	105.0	2:02.126 (3)	79.35	3.952	12:22:19.611
2 -	29.696	108.9	33.302	89.4	23.570	98.3	32.732	105.1	1:59.300 (2)	81.23	1.126	12:24:18.911
3 -	29.197	109.6	33.192	89.9	23.423	98.5	32.362	106.0	1:58.174 (1)	82.00		12:26:17.085

P27 8		Ross MOORE				Honda - B Moore Honda						
IDEAL LAP TIME : 1:59.122		BEST LAP TIME : 1:59.345				DIFFERENCE : 0.223						
LAP	SECTOR 1	SECTOR 2	SECTOR 3	SECTOR 4	LAP TIME	MPH	DIFF	TIME OF DAY				
1 -	30.136	108.0	34.081	88.1	23.946	97.3	32.730	104.6	2:00.893 (3)	80.16	1.548	12:22:23.685
2 -	29.826	107.7	33.885	88.6	23.344	97.5	32.570	103.8	1:59.625 (2)	81.01	0.280	12:24:23.310
3 -	29.599	106.5	34.108	88.8	23.149	97.1	32.489	103.8	1:59.345 (1)	81.20		12:26:22.655

P28 51		Holly HARRIS				Honda - MJL Racing						
IDEAL LAP TIME : 2:00.505		BEST LAP TIME : 2:00.723				DIFFERENCE : 0.218						
LAP	SECTOR 1	SECTOR 2	SECTOR 3	SECTOR 4	LAP TIME	MPH	DIFF	TIME OF DAY				
1 -	30.960	110.3	35.603	90.1	23.577	99.4	32.960	106.1	2:03.100 (3)	78.72	2.377	12:22:53.088
2 -	30.218	110.5	34.866	88.8	23.316	99.4	32.484	106.5	2:00.884 (2)	80.17	0.161	12:24:53.972
3 -	30.343	110.7	34.556	90.4	23.247	98.8	32.577	106.5	2:00.723 (1)	80.27		12:26:54.695

P29 22		Anthony EAGLE				Honda - Microlise Cresswell Racing						
IDEAL LAP TIME : 2:01.397		BEST LAP TIME : 2:02.156				DIFFERENCE : 0.759						
LAP	SECTOR 1	SECTOR 2	SECTOR 3	SECTOR 4	LAP TIME	MPH	DIFF	TIME OF DAY				
1 -	29.919	107.2	34.874	87.6	24.082	96.2	33.803	105.5	2:02.678 (2)	78.99	0.522	12:22:08.693
2 -	29.760	108.5	36.424	86.0	24.344	95.3	33.470	103.5	2:03.998 (3)	78.15	1.842	12:24:12.691
3 -	30.279	105.0	34.421	86.4	23.883	94.3	33.573	103.2	2:02.156 (1)	79.33		12:26:14.847

Weather / Track : Cloudy / Dry

Oulton Park International
Circuit Length = 2.6920 miles
Start: 12:18 Flag 12:26 End: 12:29

MCRCB BULLETIN TK276**2021 Bennetts British Superbike Championship - Round 1****2021 Honda British Talent Cup****WARM UP - BEST SPEEDS**

POS	INTERMEDIATE 1			INTERMEDIATE 2			INTERMEDIATE 3			FINISH LINE		
	NO	NAME	MPH	NO	NAME	MPH	NO	NAME	MPH	NO	NAME	MPH
1	57	GARNES	116.1	57	GARNES	96.1	57	GARNES	105.3	57	GARNES	112.9
2	67	O'GORMAN	115.9	67	O'GORMAN	95.1	21	JEFFREY	104.5	21	JEFFREY	111.6
3	48	WALKER	115.9	43	HITCHCOCK	94.1	43	HITCHCOCK	104.2	67	O'GORMAN	110.3
4	41	HOPKINS	115.9	24	BUCHANAN	93.7	67	O'GORMAN	103.4	48	WALKER	109.6
5	21	JEFFREY	115.9	21	JEFFREY	93.5	66	DOBSON	103.2	66	DOBSON	109.4
6	61	MACKAY	114.7	53	VEIJER	93.4	24	BUCHANAN	103.0	43	HITCHCOCK	109.2
7	53	VEIJER	114.5	52	BELFORD	93.2	48	WALKER	102.9	61	MACKAY	109.2
8	4	MOUNSEY	113.9	4	MOUNSEY	93.2	61	MACKAY	102.7	24	BUCHANAN	109.1
9	66	DOBSON	113.9	9	STUART-CAMPBELL	93.0	99	WILLIS	102.7	52	BELFORD	108.7
10	29	BROWN	113.9	48	WALKER	92.9	52	BELFORD	102.6	53	VEIJER	108.7
11	43	HITCHCOCK	113.5	61	MACKAY	92.9	4	MOUNSEY	102.1	4	MOUNSEY	108.5
12	24	BUCHANAN	113.5	66	DOBSON	92.5	9	STUART-CAMPBELL	101.6	9	STUART-CAMPBELL	108.5
13	15	CROSBY	113.3	99	WILLIS	92.5	29	BROWN	101.6	41	HOPKINS	108.5
14	74	BROWN	113.1	74	BROWN	92.1	74	BROWN	101.5	99	WILLIS	108.5
15	9	STUART-CAMPBELL	113.1	5	JOHNSON	92.0	41	HOPKINS	101.2	15	CROSBY	108.0
16	34	COOK	112.9	29	BROWN	91.5	53	VEIJER	101.2	74	BROWN	107.5
17	99	WILLIS	112.7	41	HOPKINS	91.5	34	COOK	100.9	29	BROWN	107.3
18	52	BELFORD	112.4	7	LYONS	91.1	15	CROSBY	100.7	34	COOK	106.8
19	5	JOHNSON	111.6	15	CROSBY	91.0	5	JOHNSON	100.6	7	LYONS	106.6
20	96	BANHAM	111.1	23	STEPHENSON	91.0	23	STEPHENSON	99.8	33	CUNNINGHAM	106.6
21	14	PENDRILL	110.9	34	COOK	90.9	96	BANHAM	99.7	51	HARRIS	106.5
22	51	HARRIS	110.7	51	HARRIS	90.4	33	CUNNINGHAM	99.5	96	BANHAM	106.1
23	7	LYONS	110.0	33	CUNNINGHAM	90.3	51	HARRIS	99.4	5	JOHNSON	106.0
24	33	CUNNINGHAM	109.8	2	COATES	90.3	14	PENDRILL	98.9	14	PENDRILL	106.0
25	2	COATES	109.6	96	BANHAM	90.0	7	LYONS	98.6	2	COATES	106.0
26	23	STEPHENSON	109.4	14	PENDRILL	89.9	2	COATES	98.5	22	EAGLE	105.5
27	22	EAGLE	108.5	44	HILL	89.9	44	HILL	97.5	23	STEPHENSON	105.3
28	8	MOORE	108.0	8	MOORE	88.8	8	MOORE	97.5	44	HILL	104.8
29	44	HILL	107.5	22	EAGLE	87.8	22	EAGLE	96.8	8	MOORE	104.6

Weather / Track : Cloudy / Dry

Oulton Park International
Circuit Length = 2.6920 miles
Start: 12:18 Flag 12:26 End: 12:29Results can be found at www.tsl-timing.com

Printed - 12:33 Sunday, 27 June 2021

MCRCB BULLETIN TK277

2021 Bennetts British Superbike Championship - Round 1

2021 Honda British Talent Cup

WARM UP - STATISTICS

Competitors Started 29
Planned Start 2021-06-27 @ 12:18:00.000
Actual Start 2021-06-27 @ 12:18:01.829
Finish Time 2021-06-27 @ 12:26:25.548
Track Length 2.6920mi.
Total Laps 105
Total Distance Covered 282.6629mi.

Session Fastest Lap History

NO	NAME	LAP TIME	TIME OF DAY	LAP	VEHICLE
74	Carter BROWN	1:50.997	12:21:45.890	1	Honda
74	Carter BROWN	1:49.588	12:23:35.478	2	Honda
74	Carter BROWN	1:49.447	12:25:24.925	3	Honda

Flag History

TYPE	TIME OF DAY
GREEN	12:18:01.829
FINISH	12:26:25.548

Flag Statistics

TYPE	COUNT	TOTAL LAPS	TOTAL TIME
Green	1	4	11:42.131
Red	0	0	0.000
Safety Car	0	0	0.000
FCY	0	0	0.000

Weather / Track : Cloudy / Dry

Results can be found at www.tsl-timing.com

Oulton Park International
Circuit Length = 2.6920 miles
Start: 12:18 Flag 12:26 End: 12:29

Printed - 12:33 Sunday, 27 June 2021

MCRCB BULLETIN TK278

2021 Bennetts British Superbike Championship - Round 1

2021 Honda British Talent Cup

WARM UP - SESSION NOTES

TIME

MESSAGE

12:20:48

#74 - EXCEEDED TRACK LIMITS AT T3 - LAP TIME CANCELLED

Weather / Track : Cloudy / Dry

Results can be found at www.tsl-timing.com

Oulton Park International
Circuit Length = 2.6920 miles
Start: 12:18 Flag 12:26 End: 12:29

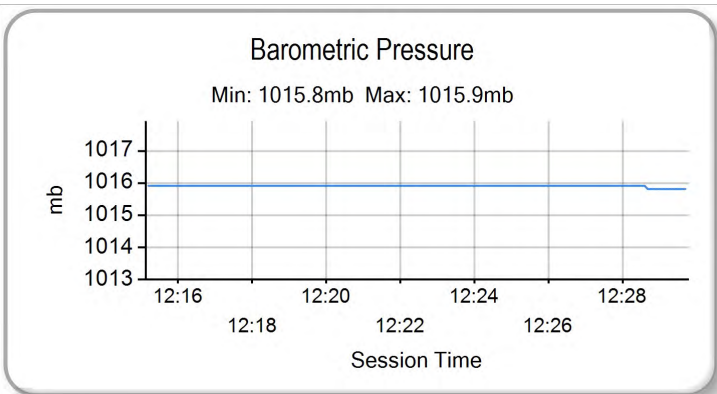
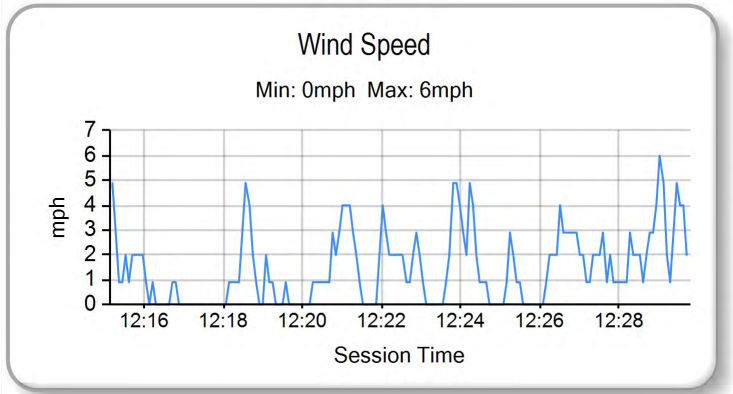
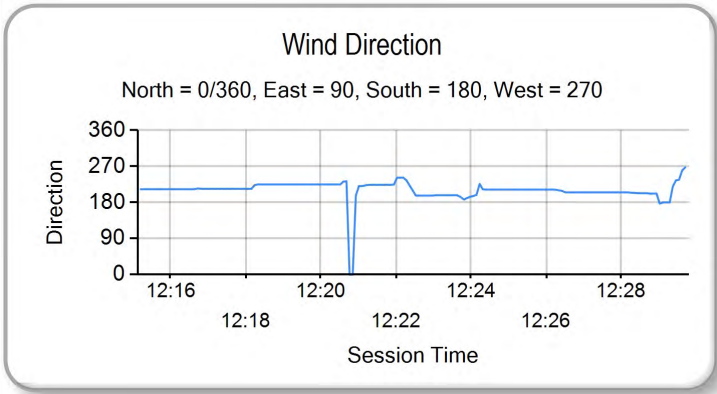
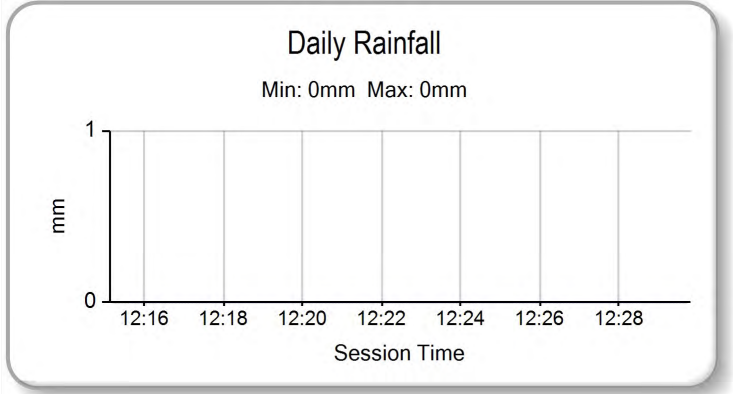
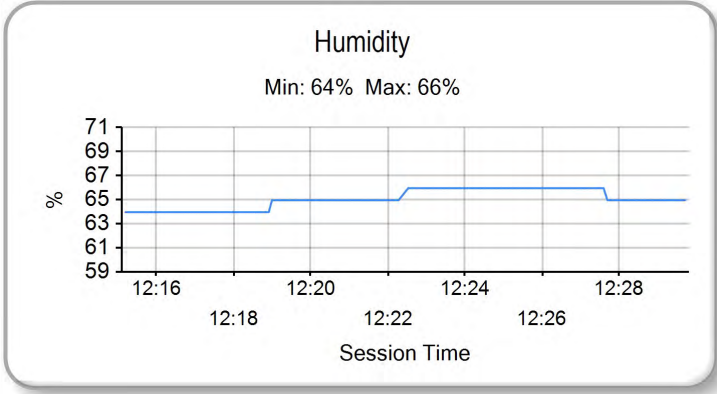
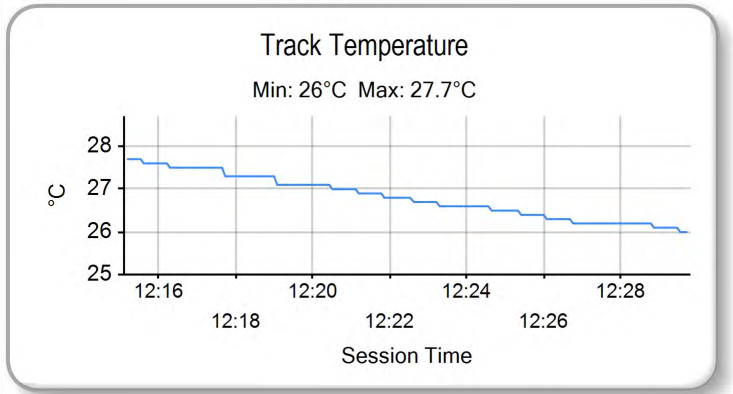
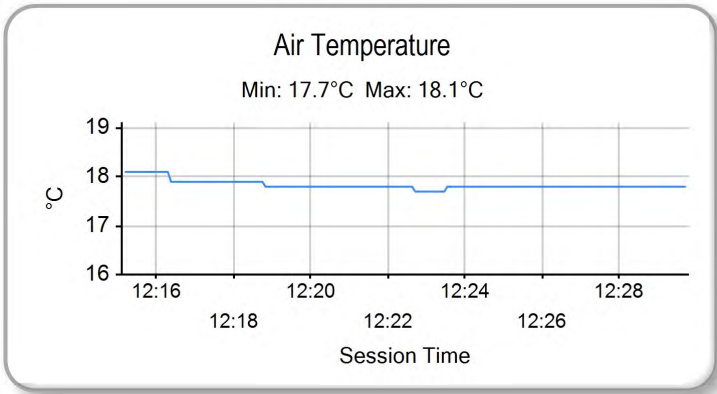
Printed - 12:34 Sunday, 27 June 2021

MCRCB BULLETIN TK279

2021 Bennetts British Superbike Championship - Round 1

2021 Honda British Talent Cup

WARM UP - WEATHER CONDITIONS



Weather / Track : Cloudy / Dry

Results can be found at www.tsl-timing.com

Oulton Park International
Circuit Length = 2.6920 miles
Start: 12:18 Flag 12:26 End: 12:29

Printed - 12:34 Sunday, 27 June 2021

RACE 2 - GRID (14 Laps) - FINAL

ROW 10	29	53	Kiyano VEIJER	28	34	James COOK						
ROW 9	27	51	Holly HARRIS	2:01.643	26	22	Anthony EAGLE	2:01.412	25	8	Ross MOORE	1:57.948
ROW 8	24	44	Lucas HILL	1:55.990	23	14	Evan PENDRILL	1:55.479	22	33	JJ CUNNINGHAM	1:54.040
ROW 7	21	9	Bailey STUART-CAMPBELL	1:53.697	20	2	Rhys COATES	1:53.670	19	41	Luca HOPKINS	1:53.589
ROW 6	18	99	Peter WILLIS	1:53.462	17	61	Harrison MACKAY	1:53.343	16	29	Lucas BROWN	1:52.736
ROW 5	15	21	Troy JEFFREY	1:52.458	14	4	Sullivan MOUNSEY	1:52.424	13	23	Rhys STEPHENSON	1:52.424
ROW 4	12	96	Rossi BANHAM	1:52.257	11	66	Rossi DOBSON	1:51.858	10	5	Mason JOHNSON	1:51.578
ROW 3	9	24	Cormac BUCHANAN	1:51.051	8	48	Ollie WALKER	1:50.845	7	7	Jamie LYONS	1:50.842
ROW 2	6	15	Harrison CROSBY	1:50.689	5	43	Ryan HITCHCOCK	1:50.627	4	57	Johnny GARNES	1:50.404
ROW 1	3	74	Carter BROWN	1:49.585	2	52	Evan BELFORD	1:49.546	1	67	Casey O'GORMAN	1:49.164
Pole												

Oulton Park International
Circuit Length = 2.6920 miles

Chief Steward :

Steward :

Steward :

RACE 2 - CLASSIFICATION

POS	NO	NAME	NAT	ENTRY	LAPS	TIME	GAP	DIFF	MPH	BEST	ON
1	67	Casey O'GORMAN	GBR	Honda - Microlise Cresswell Racing	10	18:21.067			88.01	1:49.257	10
2	74	Carter BROWN	GBR	Honda - City Lifting / RS Racing	10	18:21.435	0.368	0.368	87.98	1:47.979	10
3	52	Evan BELFORD	GBR	Honda - City Lifting by RS Racing	10	18:26.682	5.615	5.247	87.57	1:49.673	7
4	57	Johnny GARNES	GBR	Honda - City Lifting by RS Racing	10	18:31.543	10.476	4.861	87.18	1:50.043	6
5	24	Cormac BUCHANAN	NZL	Honda - Microlise Cresswell Racing	10	18:33.971	12.904	2.428	86.99	1:49.453	5
6	15	Harrison CROSBY	GBR	Honda - Banks Racing	10	18:34.210	13.143	0.239	86.97	1:49.777	8
7	7	Jamie LYONS	GBR	Honda - C&M Motors Ltd / Tooltec Racing	10	18:35.938	14.871	1.728	86.84	1:50.317	8
8	4	Sullivan MOUNSEY	GBR	Honda - iForce Lloyd & Jones	9	16:56.464	1 Lap	1 Lap	85.80	1:51.529	4
9	21	Troy JEFFREY	GBR	Honda - Stiggymotorsport	9	16:56.649	1 Lap	0.185	85.79	1:51.400	5
10	9	Bailey STUART-CAMPBELL	GBR	Honda - Team 151s	9	16:59.403	1 Lap	2.754	85.56	1:51.793	9
11	34	James COOK	GBR	Honda - Wilson Racing	9	16:59.658	1 Lap	0.255	85.54	1:51.399	9
12	5	Mason JOHNSON	GBR	Honda - Johnson Racing	9	17:00.600	1 Lap	0.942	85.46	1:51.437	2
13	61	Harrison MACKAY	GBR	Honda - True Heros Racing / Super Soco	9	17:06.831	1 Lap	6.231	84.94	1:52.697	5
14	41	Luca HOPKINS	GBR	Honda - Wilson Racing	9	17:11.077	1 Lap	4.246	84.59	1:53.035	8
15	23	Rhys STEPHENSON	GBR	Honda - Rocket Racing	9	17:19.389	1 Lap	8.312	83.91	1:52.390	6
16	53	Kiyano VEIJER	NLD	Honda - Microlise Cresswell Racing	9	17:20.549	1 Lap	1.160	83.82	1:53.552	9
17	99	Peter WILLIS	GBR	Honda - WM Racing	9	17:21.929	1 Lap	1.380	83.71	1:54.057	9
18	33	JJ CUNNINGHAM	GBR	Honda - JCRsupersport	9	17:22.080	1 Lap	0.151	83.69	1:53.968	9
19	96	Rossi BANHAM	GBR	Honda - MJL Racing	9	17:28.822	1 Lap	6.742	83.16	1:53.350	9
20	14	Evan PENDRILL	GBR	Honda - EPRacing / SP125 Racing	9	17:36.462	1 Lap	7.640	82.56	1:54.862	9
21	2	Rhys COATES	GBR	Honda - Ernie Coates Race Support / SP125 Racing	9	17:37.534	1 Lap	1.072	82.47	1:54.762	5
22	44	Lucas HILL	GBR	Honda - Ashcourt Racing	9	17:49.399	1 Lap	11.865	81.56	1:56.594	5
23	51	Holly HARRIS	GBR	Honda - MJL Racing	9	17:56.381	1 Lap	6.982	81.03	1:56.928	9
24	8	Ross MOORE	GBR	Honda - B Moore Honda	9	17:56.999	1 Lap	0.618	80.98	1:57.515	7
25	22	Anthony EAGLE	GBR	Honda - Microlise Cresswell Racing	9	18:14.189	1 Lap	17.190	79.71	1:59.466	8

NOT CLASSIFIED

DNF	43	Ryan HITCHCOCK	GBR	Honda - Wilson Racing	9	16:45.161	1 Lap		86.77	1:50.262	8
DNF	29	Lucas BROWN	GBR	Honda - Amphibian Scaffolding / SP125 Racing	5	9:34.082	5 Laps	4 Laps	84.40	1:52.931	2
DNF	48	Ollie WALKER	GBR	Honda - Moto Rapido / SP125 Racing	3	5:37.174	7 Laps	2 Laps	86.22	1:50.525	2
DNF	66	Rossi DOBSON	GBR	Honda - WM Racing	1	1:59.018	9 Laps	2 Laps	81.42		

FASTEST LAP

74	Carter BROWN	GBR	Honda - City Lifting / RS Racing	10	1:47.979	89.75 mph	144.44 kph
----	--------------	-----	----------------------------------	----	----------	-----------	------------

New Lap Record

Weather / Track : Cloudy / Dry

These results are provisional until the conclusion of any judicial and technical matters.

Oulton Park International: 2.6920 miles

Race Distance: 10 Laps / 26.92 miles

Start: 15:16 Flag 15:32 End: 15:38

Race Director : Stuart Higgs	Stewards :	Timekeeper : Richard Evans
------------------------------	------------	----------------------------

Results can be found at www.britishsuperbike.com

Printed - 15:40 Sunday, 27 June 2021



MCRCB BULLETIN TK324

2021 Bennetts British Superbike Championship - Round 1

2021 Honda British Talent Cup

RACE 2 - LAP CHART

LAP 1 @ 15:17:56.895		
NO	BEHIND	LAP TIME

67		1:54.455
52	0.361	1:54.816
74	0.544	1:54.999
57	1.254	1:55.709
48	1.481	1:55.936
7	2.574	1:57.029
15	2.669	1:57.124
43	2.764	1:57.219
4	3.453	1:57.908
21	3.954	1:58.409
5	4.272	1:58.727
66	4.563	1:59.018
61	5.443	1:59.898
9	5.710	2:00.165
24	5.928	2:00.383
29	6.089	2:00.544
2	7.381	2:01.836
33	7.572	2:02.027
41	7.637	2:02.092
34	7.871	2:02.326
14	8.092	2:02.547
99	9.543	2:03.998
53	9.777	2:04.232
44	10.796	2:05.251
8	11.993	2:06.448
51	14.357	2:08.812
22	14.748	2:09.203
23	16.878	2:11.333
96	17.987	2:12.442

LAP 2 @ 15:19:47.397		
NO	BEHIND	LAP TIME

52		1:50.141
67	0.068	1:50.570
74	0.456	1:50.414
57	1.336	1:50.584
48	1.504	1:50.525
7	3.039	1:50.967
15	3.136	1:50.969
43	3.342	1:51.080
4	4.758	1:51.807
21	4.872	1:51.420
5	5.207	1:51.437
24	5.842	1:50.416
61	8.114	1:53.173
9	8.200	1:52.992
29	8.518	1:52.931
34	10.370	1:53.001
41	11.084	1:53.949
2	12.529	1:55.650
14	12.658	1:55.068
33	13.015	1:55.945
53	13.956	1:54.681
99	14.399	1:55.358
44	18.353	1:58.059
23	21.248	1:54.872
96	24.456	1:56.971
51	24.655	2:00.800
8	25.147	2:03.656
22	26.204	2:01.958

LAP 3 @ 15:21:36.803		
NO	BEHIND	LAP TIME

67		1:49.338
52	0.723	1:50.129
74	0.852	1:49.802
57	2.623	1:50.693
48	2.811	1:50.713
15	4.884	1:51.154
7	5.079	1:51.446
43	5.472	1:51.536
4	7.463	1:52.111
24	7.540	1:51.104
21	7.728	1:52.262
5	8.217	1:52.416
9	11.335	1:52.541
29	12.265	1:53.153
61	12.420	1:53.712
34	13.292	1:52.328
41	15.470	1:53.792
2	18.658	1:55.535
14	18.826	1:55.574
33	19.116	1:55.507
99	19.547	1:54.554
53	19.711	1:55.161
23	25.577	1:53.735
44	26.918	1:57.971
96	30.245	1:55.195
51	34.307	1:59.058
8	34.865	1:59.124
22	38.340	2:01.542

LAP 4 @ 15:23:26.303		
NO	BEHIND	LAP TIME

67		1:49.500
52	1.928	1:50.705
74	2.012	1:50.660
57	3.198	1:50.075
15	6.174	1:50.790
7	6.240	1:50.661
43	6.638	1:50.666
24	8.814	1:50.774
4	9.492	1:51.529
21	10.213	1:51.985
5	11.036	1:52.319
9	14.096	1:52.261
34	15.818	1:52.026
29	16.953	1:54.188
61	17.022	1:54.102
41	20.076	1:54.106
2	24.676	1:55.518
53	24.853	1:54.642
99	25.290	1:55.243
33	25.745	1:56.129
23	29.919	1:53.842
14	32.645	2:03.319
96	35.982	1:55.237
44	36.213	1:58.795
51	43.297	1:58.490
8	43.787	1:58.422
22	49.214	2:00.374

LAP 5 @ 15:25:15.589		
NO	BEHIND	LAP TIME

67		1:49.286
74	3.000	1:50.274
52	3.048	1:50.406
57	4.063	1:50.151
15	8.358	1:51.470
7	8.512	1:51.558
43	8.830	1:51.478
24	8.981	1:49.453
4	12.047	1:51.841
21	12.327	1:51.400
5	14.178	1:52.428
9	17.205	1:52.395
34	18.698	1:52.166
61	20.433	1:52.697
29	20.933	1:53.266
41	24.253	1:53.463
53	29.561	1:53.994
2	30.152	1:54.762
99	30.458	1:54.454
33	30.650	1:54.191
23	33.650	1:53.017
14	39.245	1:55.886
96	40.888	1:54.192
44	43.521	1:56.594
51	51.827	1:57.816
8	52.207	1:57.706
22	59.623	1:59.695

LAP 6 @ 15:27:05.086		
NO	BEHIND	LAP TIME

67		1:49.497
74	3.215	1:49.712
52	3.773	1:50.222
57	4.609	1:50.043
24	10.055	1:50.571
15	10.342	1:51.481
7	10.418	1:51.403
43	10.664	1:51.331
21	14.902	1:52.072
4	14.975	1:52.425
5	18.110	1:53.429
9	20.206	1:52.498
34	20.763	1:51.562
61	24.608	1:53.672
41	28.815	1:54.059
53	34.920	1:54.856
99	35.772	1:54.811
2	36.059	1:55.404
33	36.250	1:55.097
23	36.543	1:52.390
14	45.398	1:55.650
96	45.648	1:54.257
44	51.642	1:57.618
8	1:00.855	1:58.145
51	1:00.934	1:58.604
22	1:11.460	2:01.334

LAP 7 @ 15:28:55.488		
NO	BEHIND	LAP TIME

67		1:50.402
74	2.411	1:49.598

52	3.044	1:49.673
57	4.576	1:50.369
24	9.790	1:50.137
15	10.967	1:51.027
7	11.149	1:51.133
43	11.474	1:51.212
4	17.484	1:52.911
21	17.630	1:53.130
5	21.517	1:53.809
9	22.448	1:52.644
34	22.738	1:52.377
61	27.344	1:53.138
41	31.756	1:53.343
53	39.208	1:54.690
99	40.429	1:55.059
23	40.759	1:54.618
33	40.919	1:55.071
2	41.182	1:55.525
96	49.062	1:53.816
14	53.476	1:58.480
44	59.653	1:58.413
8	1:07.968	1:57.515
51	1:08.150	1:57.618
22	1:21.836	2:00.778

LAP 8 @ 15:30:44.921		
NO	BEHIND	LAP TIME

67		1:49.433
74	2.178	1:49.200
52	3.349	1:49.738
57	5.662	1:50.519
24	10.598	1:50.241
15	11.311	1:49.777
7	12.033	1:50.317
43	12.303	1:50.262
4	21.155	1:53.104
21	21.283	1:53.086
9	25.129	1:52.114
5	25.488	1:53.404
34	25.778	1:52.473
61	31.602	1:53.691
41	35.358	1:53.035
23	44.099	1:52.773
53	44.516	1:54.741
99	45.391	1:54.395
33	45.631	1:54.145
2	51.880	2:00.131
96	52.991	1:53.362
14	59.119	1:55.076
44	1:08.663	1:58.443
8	1:16.883	1:58.348
51	1:16.972	1:58.255
22	1:31.869	1:59.466

LAP 9 @ 15:32:34.250		
NO	BEHIND	LAP TIME

67		1:49.329
74	1.646	1:48.797
52	4.056	1:50.036
57	8.310	1:51.977
24	12.223	1:50.954
15	12.377	1:50.395
7	13.077	1:50.373
43	13.351	1:50.377

LAP 10 @ 15:34:23.507		
NO	BEHIND	LAP TIME

67		1:49.257
74	0.368	1:47.979
52	5.615	1:50.816
57	10.476	1:51.423
24	12.904	1:49.938
15	13.143	1:50.023
7	14.871	1:51.051

Weather / Track : Cloudy / Dry

Oulton Park International
 Circuit Length = 2.6920 miles
 Start: 15:16 Flag 15:32 End: 15:38

MCRCB BULLETIN TK325

2021 Bennetts British Superbike Championship - Round 1

2021 Honda British Talent Cup

RACE 2 - POSITION CHART

No	Name	Lap											
		Pos	1	2	3	4	5	6	7	8	9	10	
67	O'GORMAN	1	67	52	67	67	67	67	67	67	67	67	67
52	BELFORD	2	52	67	52	52	74	74	74	74	74	74	74
74	BROWN	3	74	74	74	74	52	52	52	52	52	52	52
57	GARNESS	4	57	57	57	57	57	57	57	57	57	57	57
43	HITCHCOCK	5	48	48	48	15	15	24	24	24	24	24	24
15	CROSBY	6	7	7	15	7	7	15	15	15	15	15	15
7	LYONS	7	15	15	7	43	43	7	7	7	7	7	7
48	WALKER	8	43	43	43	24	24	43	43	43	43	43	43
24	BUCHANAN	9	4	4	4	4	4	21	4	4	4	4	4
5	JOHNSON	10	21	21	24	21	21	4	21	21	21	21	21
66	DOBSON	11	5	5	21	5	5	5	5	9	9	9	9
96	BANHAM	12	66	24	5	9	9	9	9	5	34	34	34
23	STEPHENSON	13	61	61	9	34	34	34	34	34	5	5	5
4	MOUNSEY	14	9	9	29	29	61	61	61	61	61	61	61
21	JEFFREY	15	24	29	61	61	29	41	41	41	41	41	41
29	BROWN	16	29	34	34	41	41	53	53	23	23	23	23
61	MACKAY	17	2	41	41	2	53	99	99	53	53	53	53
99	WILLIS	18	33	2	2	53	2	2	23	99	99	99	99
41	HOPKINS	19	41	14	14	99	99	33	33	33	33	33	33
2	COATES	20	34	33	33	33	33	23	2	2	96	96	96
9	STUART-CAMPBELL	21	14	53	99	23	23	14	96	96	14	14	14
33	CUNNINGHAM	22	99	99	53	14	14	96	14	14	2	2	2
14	PENDRILL	23	53	44	23	96	96	44	44	44	44	44	44
44	HILL	24	44	23	44	44	44	8	8	8	51	51	51
8	MOORE	25	8	96	96	51	51	51	51	51	8	8	8
22	EAGLE	26	51	51	51	8	8	22	22	22	22	22	22
51	HARRIS	27	22	8	8	22	22						
34	COOK	28	23	22	22								
53	VEIJER	29	96										

Weather / Track : Cloudy / Dry

Results can be found at www.tsl-timing.com

Oulton Park International
 Circuit Length = 2.6920 miles
 Start: 15:16 Flag 15:32 End: 15:38

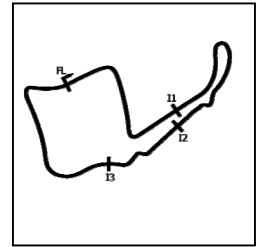
Printed - 15:41 Sunday, 27 June 2021

MCRCB BULLETIN TK326

2021 Bennetts British Superbike Championship - Round 1

2021 Honda British Talent Cup

RACE 2 - SECTOR ANALYSIS



SECTOR 1 = FL to I1, SECTOR 2 = I1 to I2 SECTOR 3 = I2 to I3, SECTOR 4 = I3 to FL, DIFF = Difference To Personal Best Lap, P = Crossed Finish Line in Pit Lane, D = Time Disallowed

P1 67		Casey O'GORMAN				Honda - Microlise Cresswell Racing						
IDEAL LAP TIME : 1:49.015		BEST LAP TIME : 1:49.257				DIFFERENCE : 0.242						
LAP	SECTOR 1	SECTOR 2		SECTOR 3		SECTOR 4		LAP TIME	MPH	DIFF	TIME OF DAY	
1 -		112.5	30.739	93.4	21.614	100.9	30.536	107.7	1:54.455	84.67	5.198	15:17:56.895
2 -	27.357	112.7	30.971	94.6	21.672	101.0	30.570	110.1	1:50.570	87.64	1.313	15:19:47.465
3 -	27.302	113.1	30.270	93.4	21.411	101.3	30.355	107.7	1:49.338	88.63	0.081	15:21:36.803
4 -	27.424	112.7	30.324	93.0	21.587	101.5	30.165	107.2	1:49.500	88.50	0.243	15:23:26.303
5 -	27.341	112.5	30.236	93.2	21.511	100.9	30.198	108.2	1:49.286 (2)	88.67	0.029	15:25:15.589
6 -	27.350	112.7	30.436	93.7	21.516	101.5	30.195	107.7	1:49.497	88.50	0.240	15:27:05.086
7 -	27.800	111.4	30.579	92.9	21.688	100.3	30.335	107.0	1:50.402	87.78	1.145	15:28:55.488
8 -	27.289	112.9	30.406	93.0	21.494	101.6	30.244	107.7	1:49.433	88.55	0.176	15:30:44.921
9 -	27.256	112.9	30.370	92.0	21.544	101.3	30.159	108.0	1:49.329 (3)	88.64	0.072	15:32:34.250
10 -	27.271	113.1	30.232	93.0	21.638	101.3	30.116	108.4	1:49.257 (1)	88.70		15:34:23.507

P2 74		Carter BROWN				Honda - City Lifting / RS Racing						
IDEAL LAP TIME : 1:47.979		BEST LAP TIME : 1:47.979				DIFFERENCE : 0.000						
LAP	SECTOR 1	SECTOR 2		SECTOR 3		SECTOR 4		LAP TIME	MPH	DIFF	TIME OF DAY	
1 -		114.3	30.706	92.1	21.735	101.5	30.414	108.5	1:54.999	84.27	7.020	15:17:57.439
2 -	27.320	113.3	30.694	92.4	22.207	100.1	30.193	107.5	1:50.414	87.77	2.435	15:19:47.853
3 -	27.600	113.1	30.230	91.9	21.512	102.2	30.460	108.2	1:49.802	88.26	1.823	15:21:37.655
4 -	27.415	114.5	31.379	88.4	21.506	101.9	30.360	108.7	1:50.660	87.57	2.681	15:23:28.315
5 -	27.551	111.8	30.616	92.0	21.697	101.6	30.410	106.6	1:50.274	87.88	2.295	15:25:18.589
6 -	27.542	111.2	30.475	91.1	21.517	101.0	30.178	107.0	1:49.712	88.33	1.733	15:27:08.301
7 -	27.401	112.9	30.477	91.1	21.487	100.9	30.233	107.0	1:49.598	88.42	1.619	15:28:57.899
8 -	27.147	112.4	30.491	88.8	21.488	101.5	30.074	107.0	1:49.200 (3)	88.74	1.221	15:30:47.099
9 -	27.181	112.2	30.188	91.5	21.419	101.3	30.009	107.5	1:48.797 (2)	89.07	0.818	15:32:35.896
10 -	26.851	112.5	30.068	91.9	21.258	101.8	29.802	109.1	1:47.979 (1)	89.75		15:34:23.875

P3 52		Evan BELFORD				Honda - City Lifting by RS Racing						
IDEAL LAP TIME : 1:49.405		BEST LAP TIME : 1:49.673				DIFFERENCE : 0.268						
LAP	SECTOR 1	SECTOR 2		SECTOR 3		SECTOR 4		LAP TIME	MPH	DIFF	TIME OF DAY	
1 -		112.7	30.689	92.8	21.831	101.3	30.299	108.5	1:54.816	84.40	5.143	15:17:57.256
2 -	27.153	114.5	30.716	93.2	21.702	100.9	30.570	107.3	1:50.141	87.98	0.468	15:19:47.397
3 -	27.503	113.9	30.537	92.8	21.671	101.5	30.418	108.0	1:50.129	87.99	0.456	15:21:37.526
4 -	27.450	112.5	30.952	92.1	21.766	101.3	30.537	107.7	1:50.705	87.54	1.032	15:23:28.231
5 -	27.383	112.7	30.666	92.5	21.744	101.0	30.613	107.7	1:50.406	87.77	0.733	15:25:18.637
6 -	27.798	110.7	30.657	93.2	21.543	101.3	30.224	108.5	1:50.222	87.92	0.549	15:27:08.859
7 -	27.193	113.5	30.539	92.5	21.617	101.6	30.324	108.7	1:49.673 (1)	88.36		15:28:58.532
8 -	27.270	113.1	30.485	92.3	21.660	101.3	30.323	108.2	1:49.738 (2)	88.31	0.065	15:30:48.270
9 -	27.374	112.5	30.637	92.8	21.607	101.6	30.418	108.0	1:50.036 (3)	88.07	0.363	15:32:38.306
10 -	27.556	112.9	30.963	92.5	21.652	101.2	30.645	108.0	1:50.816	87.45	1.143	15:34:29.122

P4 57		Johnny GARNES				Honda - City Lifting by RS Racing						
IDEAL LAP TIME : 1:49.555		BEST LAP TIME : 1:50.043				DIFFERENCE : 0.488						
LAP	SECTOR 1	SECTOR 2		SECTOR 3		SECTOR 4		LAP TIME	MPH	DIFF	TIME OF DAY	
1 -		115.9	30.939	96.0	21.802	104.5	30.463	110.7	1:55.709	83.75	5.666	15:17:58.149
2 -	27.511	116.1	30.888	95.3	21.819	103.8	30.366	110.7	1:50.584	87.63	0.541	15:19:48.733
3 -	27.427	115.9	30.959	95.8	21.815	103.5	30.492	110.5	1:50.693	87.55	0.650	15:21:39.426
4 -	27.395	115.5	30.741	95.4	21.501	104.0	30.438	110.1	1:50.075 (2)	88.04	0.032	15:23:29.501
5 -	27.240	115.9	30.697	95.0	21.754	103.4	30.460	110.7	1:50.151 (3)	87.98	0.108	15:25:19.652
6 -	27.565	115.5	30.580	94.7	21.664	104.2	30.234	111.4	1:50.043 (1)	88.06		15:27:09.695
7 -	27.451	115.5	30.809	95.7	21.731	103.7	30.378	110.3	1:50.369	87.80	0.326	15:29:00.064
8 -	27.473	115.3	30.882	94.9	21.688	103.7	30.476	109.8	1:50.519	87.68	0.476	15:30:50.583
9 -	27.590	115.3	31.537	91.6	22.128	102.9	30.722	110.0	1:51.977	86.54	1.934	15:32:42.560
10 -	27.486	115.7	31.215	94.7	21.952	103.2	30.770	110.1	1:51.423	86.97	1.380	15:34:33.983

Weather / Track : Cloudy / Dry

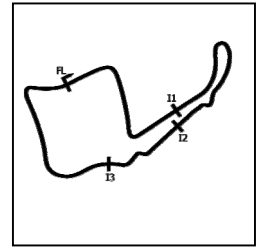
Oulton Park International
Circuit Length = 2.6920 miles
Start: 15:16 Flag 15:32 End: 15:38

MCRCB BULLETIN TK326

2021 Bennetts British Superbike Championship - Round 1

2021 Honda British Talent Cup

RACE 2 - SECTOR ANALYSIS



SECTOR 1 = FL to I1, SECTOR 2 = I1 to I2 SECTOR 3 = I2 to I3, SECTOR 4 = I3 to FL, DIFF = Difference To Personal Best Lap, P = Crossed Finish Line in Pit Lane, D = Time Disallowed

P5 24		Cormac BUCHANAN				Honda - Microlise Cresswell Racing						
IDEAL LAP TIME : 1:49.347		BEST LAP TIME : 1:49.453				DIFFERENCE : 0.106						
LAP	SECTOR 1	SECTOR 2		SECTOR 3		SECTOR 4		LAP TIME	MPH	DIFF	TIME OF DAY	
1 -	115.3	31.661	92.8	21.625	102.7	31.135	108.9	2:00.383	80.50	10.930	15:18:02.823	
2 -	27.550	113.9	30.775	92.3	21.631	101.3	30.460	108.9	1:50.416	87.77	0.963	15:19:53.239
3 -	27.623	112.5	30.916	93.3	21.681	102.7	30.884	107.7	1:51.104	87.22	1.651	15:21:44.343
4 -	27.867	114.1	30.813	91.9	21.635	101.0	30.459	107.5	1:50.774	87.48	1.321	15:23:35.117
5 -	27.468	112.0	30.377	92.3	21.550	100.6	30.058	109.2	1:49.453 (1)	88.54		15:25:24.570
6 -	27.705	114.5	30.658	93.3	21.741	101.6	30.467	107.3	1:50.571	87.64	1.118	15:27:15.141
7 -	27.462	112.0	30.477	91.8	21.524	100.0	30.674	106.6	1:50.137	(3)	0.684	15:29:05.278
8 -	27.641	111.2	30.729	91.5	21.452	100.7	30.419	107.0	1:50.241	87.91	0.788	15:30:55.519
9 -	27.923	108.9	30.837	92.0	21.743	101.6	30.451	107.3	1:50.954	87.34	1.501	15:32:46.473
10 -	27.460	111.6	30.491	91.1	21.456	100.7	30.531	106.8	1:49.938	(2)	0.485	15:34:36.411

P6 15		Harrison CROSBY				Honda - Banks Racing						
IDEAL LAP TIME : 1:49.715		BEST LAP TIME : 1:49.777				DIFFERENCE : 0.062						
LAP	SECTOR 1	SECTOR 2		SECTOR 3		SECTOR 4		LAP TIME	MPH	DIFF	TIME OF DAY	
1 -	113.9	31.181	91.3	22.003	99.7	30.611	108.0	1:57.124	82.74	7.347	15:17:59.564	
2 -	27.969	112.0	30.730	90.9	21.765	100.9	30.505	107.0	1:50.969	87.33	1.192	15:19:50.533
3 -	27.545	111.8	30.836	90.4	21.956	99.8	30.817	106.3	1:51.154	87.18	1.377	15:21:41.687
4 -	27.279	110.3	30.679	90.0	21.934	99.5	30.898	105.6	1:50.790	87.47	1.013	15:23:32.477
5 -	27.603	111.1	30.820	89.2	22.133	98.1	30.914	105.1	1:51.470	86.94	1.693	15:25:23.947
6 -	27.618	110.5	30.869	89.4	21.934	98.5	31.060	105.3	1:51.481	86.93	1.704	15:27:15.428
7 -	27.563	112.2	30.851	89.8	21.763	99.2	30.850	105.6	1:51.027	87.28	1.250	15:29:06.455
8 -	27.253	111.4	30.472	90.9	21.559	100.1	30.493	106.1	1:49.777 (1)	88.28		15:30:56.232
9 -	27.219	111.4	30.636	89.4	21.847	99.8	30.693	106.5	1:50.395	(3)	0.618	15:32:46.627
10 -	27.365	111.8	30.568	90.5	21.625	100.3	30.465	107.3	1:50.023	(2)	0.246	15:34:36.650

P7 7		Jamie LYONS				Honda - C&M Motors Ltd / Tooltec Racing						
IDEAL LAP TIME : 1:50.242		BEST LAP TIME : 1:50.317				DIFFERENCE : 0.075						
LAP	SECTOR 1	SECTOR 2		SECTOR 3		SECTOR 4		LAP TIME	MPH	DIFF	TIME OF DAY	
1 -	111.8	31.385	92.0	22.137	99.8	30.586	107.2	1:57.029	82.81	6.712	15:17:59.469	
2 -	27.540	111.4	31.015	91.9	21.931	99.5	30.481	107.0	1:50.967	87.33	0.650	15:19:50.436
3 -	27.557	111.4	31.179	91.8	21.968	100.4	30.742	107.7	1:51.446	86.95	1.129	15:21:41.882
4 -	27.570	111.8	30.725	91.4	21.859	100.6	30.507	107.2	1:50.661	(3)	0.344	15:23:32.543
5 -	27.840	111.6	30.775	91.3	22.080	100.1	30.863	107.5	1:51.558	86.87	1.241	15:25:24.101
6 -	27.842	112.0	30.774	91.8	21.925	100.4	30.862	108.0	1:51.403	86.99	1.086	15:27:15.504
7 -	27.447	112.5	31.215	90.9	22.070	100.0	30.401	107.3	1:51.133	87.20	0.816	15:29:06.637
8 -	27.420	112.5	30.694	91.5	21.852	100.1	30.351	106.3	1:50.317 (1)	87.84		15:30:56.954
9 -	27.534	112.0	30.711	91.4	21.788	100.0	30.340	106.5	1:50.373	(2)	0.056	15:32:47.327
10 -	27.539	111.6	30.979	91.6	22.011	99.5	30.522	105.6	1:51.051	87.26	0.734	15:34:38.378

P8 4		Sullivan MOUNSEY				Honda - iForce Lloyd & Jones						
IDEAL LAP TIME : 1:51.293		BEST LAP TIME : 1:51.529				DIFFERENCE : 0.236						
LAP	SECTOR 1	SECTOR 2		SECTOR 3		SECTOR 4		LAP TIME	MPH	DIFF	TIME OF DAY	
1 -	113.9	31.286	92.9	21.963	102.2	30.656	108.9	1:57.908	82.19	6.379	15:18:00.348	
2 -	27.676	113.5	31.222	93.3	21.930	101.9	30.979	107.5	1:51.807	(2)	0.278	15:19:52.155
3 -	27.844	112.4	31.231	92.4	22.069	100.7	30.967	107.7	1:52.111	86.44	0.582	15:21:44.266
4 -	27.873	112.4	31.119	93.4	21.842	102.2	30.695	108.2	1:51.529 (1)	86.89		15:23:35.795
5 -	27.728	112.5	31.171	92.9	21.884	101.0	31.058	107.0	1:51.841	(3)	0.312	15:25:27.636
6 -	27.844	112.5	31.245	93.2	22.157	100.1	31.179	107.7	1:52.425	86.20	0.896	15:27:20.061
7 -	28.301	111.4	31.241	92.8	22.039	101.2	31.330	106.5	1:52.911	85.83	1.382	15:29:12.972
8 -	28.280	112.4	31.418	92.8	22.252	101.2	31.154	106.3	1:53.104	85.68	1.575	15:31:06.076
9 -	28.090	111.8	31.465	92.5	22.126	100.7	31.147	106.8	1:52.828	85.89	1.299	15:32:58.904

Weather / Track : Cloudy / Dry

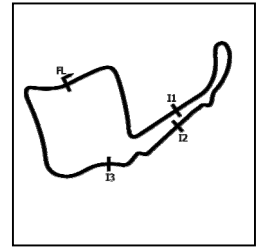
Oulton Park International
Circuit Length = 2.6920 miles
Start: 15:16 Flag 15:32 End: 15:38

MCRCB BULLETIN TK326

2021 Bennetts British Superbike Championship - Round 1

2021 Honda British Talent Cup

RACE 2 - SECTOR ANALYSIS



SECTOR 1 = FL to I1, SECTOR 2 = I1 to I2 SECTOR 3 = I2 to I3, SECTOR 4 = I3 to FL, DIFF = Difference To Personal Best Lap, P = Crossed Finish Line in Pit Lane, D = Time Disallowed

P9 21		Troy JEFFREY				Honda - Stiggymotorsport						
IDEAL LAP TIME : 1:51.122		BEST LAP TIME : 1:51.400				DIFFERENCE : 0.278						
LAP	SECTOR 1	SECTOR 2		SECTOR 3		SECTOR 4		LAP TIME	MPH	DIFF	TIME OF DAY	
1 -		114.3	31.819	93.7	22.028	103.0	30.773	110.7	1:58.409	81.84	7.009	15:18:00.849
2 -	27.571	113.5	30.985	94.7	21.892	103.7	30.972	107.8	1:51.420 (2)	86.97	0.020	15:19:52.269
3 -	27.784	112.9	31.311	94.5	22.032	102.6	31.135	109.6	1:52.262	86.32	0.862	15:21:44.531
4 -	27.947	114.1	31.288	93.3	21.944	103.4	30.806	109.6	1:51.985 (3)	86.54	0.585	15:23:36.516
5 -	27.626	113.7	31.042	93.3	22.058	101.3	30.674	109.4	1:51.400 (1)	86.99		15:25:27.916
6 -	27.681	113.9	31.291	95.1	22.065	101.3	31.035	108.0	1:52.072	86.47	0.672	15:27:19.988
7 -	28.398	112.7	32.022	93.7	22.002	102.2	30.708	110.3	1:53.130	85.66	1.730	15:29:13.118
8 -	28.248	111.2	31.558	93.9	22.228	103.2	31.052	109.2	1:53.086	85.69	1.686	15:31:06.204
9 -	28.177	112.7	31.664	93.4	22.045	102.7	30.999	109.6	1:52.885	85.85	1.485	15:32:59.089

P10 9		Bailey STUART-CAMPBELL				Honda - Team 151s						
IDEAL LAP TIME : 1:51.591		BEST LAP TIME : 1:51.793				DIFFERENCE : 0.202						
LAP	SECTOR 1	SECTOR 2		SECTOR 3		SECTOR 4		LAP TIME	MPH	DIFF	TIME OF DAY	
1 -		112.7	31.739	90.9	22.205	101.2	31.209	107.8	2:00.165	80.64	8.372	15:18:02.605
2 -	28.004	113.9	31.669	92.6	22.112	100.6	31.207	108.7	1:52.992	85.76	1.199	15:19:55.597
3 -	28.107	111.1	31.297	90.9	22.040	100.1	31.097	107.0	1:52.541	86.11	0.748	15:21:48.138
4 -	27.759	112.0	31.463	91.5	21.955	101.0	31.084	106.1	1:52.261 (3)	86.32	0.468	15:23:40.399
5 -	28.013	111.2	31.351	91.1	21.942	99.7	31.089	107.2	1:52.395	86.22	0.602	15:25:32.794
6 -	27.907	111.1	31.368	91.5	22.048	100.1	31.175	107.5	1:52.498	86.14	0.705	15:27:25.292
7 -	28.112	111.4	31.461	90.8	21.980	100.6	31.091	106.5	1:52.644	86.03	0.851	15:29:17.936
8 -	27.774	112.4	31.259	91.6	22.141	99.7	30.940	106.5	1:52.114 (2)	86.44	0.321	15:31:10.050
9 -	27.806	110.7	31.146	90.8	21.746	100.6	31.095	106.5	1:51.793 (1)	86.68		15:33:01.843

P11 34		James COOK				Honda - Wilson Racing						
IDEAL LAP TIME : 1:51.133		BEST LAP TIME : 1:51.399				DIFFERENCE : 0.266						
LAP	SECTOR 1	SECTOR 2		SECTOR 3		SECTOR 4		LAP TIME	MPH	DIFF	TIME OF DAY	
1 -		113.3	32.553	91.9	22.266	101.5	31.571	107.8	2:02.326	79.22	10.927	15:18:04.766
2 -	28.345	112.0	31.463	89.2	22.193	98.9	31.000	105.8	1:53.001	85.76	1.602	15:19:57.767
3 -	27.977	110.3	31.443	88.6	22.017	99.8	30.891	107.0	1:52.328	86.27	0.929	15:21:50.095
4 -	27.371	111.6	31.797	91.8	22.060	99.1	30.798	105.3	1:52.026 (3)	86.50	0.627	15:23:42.121
5 -	27.805	109.2	31.448	89.4	22.039	98.3	30.874	105.5	1:52.166	86.40	0.767	15:25:34.287
6 -	27.612	110.1	31.225	89.7	21.890	99.4	30.835	107.0	1:51.562 (2)	86.86	0.163	15:27:25.849
7 -	27.638	110.5	31.725	90.6	21.820	100.7	31.194	106.3	1:52.377	86.23	0.978	15:29:18.226
8 -	27.672	112.4	31.524	90.6	21.828	97.3	31.449	105.5	1:52.473	86.16	1.074	15:31:10.699
9 -	27.507	112.7	31.162	90.1	21.802	99.7	30.928	106.8	1:51.399 (1)	86.99		15:33:02.098

P12 5		Mason JOHNSON				Honda - Johnson Racing						
IDEAL LAP TIME : 1:51.437		BEST LAP TIME : 1:51.437				DIFFERENCE : 0.000						
LAP	SECTOR 1	SECTOR 2		SECTOR 3		SECTOR 4		LAP TIME	MPH	DIFF	TIME OF DAY	
1 -		112.2	31.526	90.8	22.525	99.4	31.181	104.2	1:58.727	81.62	7.290	15:18:01.167
2 -	27.526	111.4	31.085	90.9	21.994	99.7	30.832	106.3	1:51.437 (1)	86.96		15:19:52.604
3 -	27.588	111.4	31.499	90.0	22.325	100.1	31.004	106.3	1:52.416 (3)	86.20	0.979	15:21:45.020
4 -	27.692	110.7	31.438	89.7	22.162	99.8	31.027	105.0	1:52.319 (2)	86.28	0.882	15:23:37.339
5 -	27.813	109.8	31.162	89.1	22.325	98.2	31.128	104.6	1:52.428	86.20	0.991	15:25:29.767
6 -	28.015	108.0	31.533	89.7	22.573	97.2	31.308	104.3	1:53.429	85.43	1.992	15:27:23.196
7 -	28.187	108.2	31.589	89.2	22.637	97.6	31.396	102.7	1:53.809	85.15	2.372	15:29:17.005
8 -	28.341	107.7	31.327	89.3	22.495	96.1	31.241	103.8	1:53.404	85.45	1.967	15:31:10.409
9 -	27.761	110.0	31.334	90.8	22.391	98.5	31.145	105.1	1:52.631	86.04	1.194	15:33:03.040

Weather / Track : Cloudy / Dry

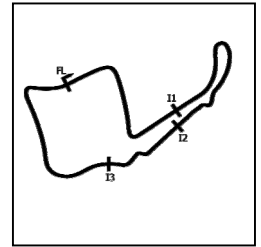
Oulton Park International
Circuit Length = 2.6920 miles
Start: 15:16 Flag 15:32 End: 15:38

MCRCB BULLETIN TK326

2021 Bennetts British Superbike Championship - Round 1

2021 Honda British Talent Cup

RACE 2 - SECTOR ANALYSIS



SECTOR 1 = FL to I1, SECTOR 2 = I1 to I2 SECTOR 3 = I2 to I3, SECTOR 4 = I3 to FL, DIFF = Difference To Personal Best Lap, P = Crossed Finish Line in Pit Lane, D = Time Disallowed

P13 61		Harrison MACKAY				Honda - True Heros Racing / Super Soco				
IDEAL LAP TIME : 1:52.472		BEST LAP TIME : 1:52.697				DIFFERENCE : 0.225				
LAP	SECTOR 1	SECTOR 2	SECTOR 3	SECTOR 4	LAP TIME	MPH	DIFF	TIME OF DAY		
1 -	114.1	31.946 92.8	22.248 101.8	31.288 108.4	1:59.898	80.82	7.201	15:18:02.338		
2 -	28.002 112.2	31.713 91.3	22.267 100.3	31.191 106.6	1:53.173	85.63	0.476	15:19:55.511		
3 -	28.291 112.0	32.053 92.5	22.280 101.3	31.088 108.4	1:53.712	85.22	1.015	15:21:49.223		
4 -	27.897 113.9	31.995 91.4	22.905 98.5	31.305 107.3	1:54.102	84.93	1.405	15:23:43.325		
5 -	27.824 111.8	31.618 92.1	22.291 100.3	30.964 107.2	1:52.697 (1)	85.99		15:25:36.022		
6 -	28.185 111.2	31.809 91.9	22.277 100.1	31.401 106.8	1:53.672	85.25	0.975	15:27:29.694		
7 -	28.203 111.2	31.507 91.4	22.218 100.6	31.210 106.6	1:53.138 (3)	85.65	0.441	15:29:22.832		
8 -	28.457 112.0	31.557 91.5	22.386 100.0	31.291 106.5	1:53.691	85.24	0.994	15:31:16.523		
9 -	27.920 112.2	31.466 91.9	22.231 100.7	31.131 106.8	1:52.748 (2)	85.95	0.051	15:33:09.271		

P14 41		Luca HOPKINS				Honda - Wilson Racing				
IDEAL LAP TIME : 1:52.697		BEST LAP TIME : 1:53.035				DIFFERENCE : 0.338				
LAP	SECTOR 1	SECTOR 2	SECTOR 3	SECTOR 4	LAP TIME	MPH	DIFF	TIME OF DAY		
1 -	112.7	32.568 92.1	22.546 99.8	31.459 108.7	2:02.092	79.37	9.057	15:18:04.532		
2 -	28.415 112.2	32.107 91.0	22.304 100.7	31.123 107.8	1:53.949	85.04	0.914	15:19:58.481		
3 -	28.207 112.9	31.825 89.1	22.491 99.1	31.269 107.0	1:53.792	85.16	0.757	15:21:52.273		
4 -	28.311 112.2	31.893 91.0	22.467 98.6	31.435 107.2	1:54.106	84.93	1.071	15:23:46.379		
5 -	28.247 112.0	31.833 91.0	22.181 99.2	31.202 106.8	1:53.463	85.41	0.428	15:25:39.842		
6 -	28.241 112.5	31.636 91.1	22.824 98.2	31.358 108.2	1:54.059	84.96	1.024	15:27:33.901		
7 -	28.175 112.5	31.550 91.0	22.294 99.4	31.324 106.5	1:53.343 (3)	85.50	0.308	15:29:27.244		
8 -	28.169 112.0	31.508 90.8	22.109 99.5	31.249 106.5	1:53.035 (1)	85.73		15:31:20.279		
9 -	28.093 112.9	31.372 90.4	22.364 99.1	31.409 106.3	1:53.238 (2)	85.58	0.203	15:33:13.517		

P15 23		Rhys STEPHENSON				Honda - Rocket Racing				
IDEAL LAP TIME : 1:52.019		BEST LAP TIME : 1:52.390				DIFFERENCE : 0.371				
LAP	SECTOR 1	SECTOR 2	SECTOR 3	SECTOR 4	LAP TIME	MPH	DIFF	TIME OF DAY		
1 -	76.7	33.727 87.6	22.670 96.4	31.388 104.0	2:11.333	73.79	18.943	15:18:13.773		
2 -	28.617 107.5	32.296 88.7	22.452 96.2	31.507 103.4	1:54.872	84.36	2.482	15:20:08.645		
3 -	28.301 108.0	31.373 89.7	22.691 96.9	31.370 103.0	1:53.735	85.20	1.345	15:22:02.380		
4 -	28.315 107.8	31.692 88.8	22.326 97.1	31.509 104.2	1:53.842	85.12	1.452	15:23:56.222		
5 -	28.342 107.2	31.461 88.5	22.079 97.3	31.135 104.3	1:53.017	85.75	0.627	15:25:49.239		
6 -	28.052 108.7	31.093 89.3	22.254 98.3	30.991 106.5	1:52.390 (1)	86.22		15:27:41.629		
7 -	28.196 111.2	32.214 90.3	22.420 99.1	31.788 104.5	1:54.618	84.55	2.228	15:29:36.247		
8 -	28.088 108.5	30.953 89.9	22.393 96.2	31.339 103.0	1:52.773 (2)	85.93	0.383	15:31:29.020		
9 -	28.140 108.2	31.148 89.3	22.023 96.8	31.498 102.6	1:52.809 (3)	85.90	0.419	15:33:21.829		

P16 53		Kiyano VEIJER				Honda - Microlise Cresswell Racing				
IDEAL LAP TIME : 1:53.288		BEST LAP TIME : 1:53.552				DIFFERENCE : 0.264				
LAP	SECTOR 1	SECTOR 2	SECTOR 3	SECTOR 4	LAP TIME	MPH	DIFF	TIME OF DAY		
1 -	112.9	33.160 93.9	22.780 102.7	31.654 108.9	2:04.232	78.00	10.680	15:18:06.672		
2 -	28.562 114.9	32.218 93.7	22.460 102.1	31.441 110.1	1:54.681	84.50	1.129	15:20:01.353		
3 -	28.266 110.5	31.927 93.3	22.966 98.8	32.002 109.8	1:55.161	84.15	1.609	15:21:56.514		
4 -	28.465 115.9	32.286 91.0	22.362 101.3	31.529 108.2	1:54.642 (3)	84.53	1.090	15:23:51.156		
5 -	28.447 112.5	31.689 92.6	22.244 100.9	31.614 107.5	1:53.994 (2)	85.01	0.442	15:25:45.150		
6 -	28.606 109.8	31.884 92.6	22.553 100.0	31.813 106.8	1:54.856	84.37	1.304	15:27:40.006		
7 -	28.593 110.9	31.920 91.9	22.484 100.7	31.693 106.3	1:54.690	84.49	1.138	15:29:34.696		
8 -	28.650 112.0	31.606 91.9	22.832 95.8	31.653 107.7	1:54.741	84.46	1.189	15:31:29.437		
9 -	28.359 113.5	31.434 92.6	22.415 100.6	31.344 107.5	1:53.552 (1)	85.34		15:33:22.989		

Weather / Track : Cloudy / Dry

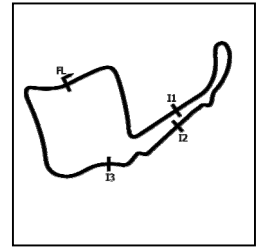
Oulton Park International
Circuit Length = 2.6920 miles
Start: 15:16 Flag 15:32 End: 15:38

MCRCB BULLETIN TK326

2021 Bennetts British Superbike Championship - Round 1

2021 Honda British Talent Cup

RACE 2 - SECTOR ANALYSIS



SECTOR 1 = FL to I1, SECTOR 2 = I1 to I2 SECTOR 3 = I2 to I3, SECTOR 4 = I3 to FL, DIFF = Difference To Personal Best Lap, P = Crossed Finish Line in Pit Lane, D = Time Disallowed

P17 99		Peter WILLIS				Honda - WM Racing						
IDEAL LAP TIME : 1:53.916		BEST LAP TIME : 1:54.057				DIFFERENCE : 0.141						
LAP	SECTOR 1	SECTOR 2		SECTOR 3		SECTOR 4		LAP TIME	MPH	DIFF	TIME OF DAY	
1 -		113.3	33.655	91.8	22.683	101.2	31.852	107.0	2:03.998	78.15	9.941	15:18:06.438
2 -	28.607	111.6	32.327	92.0	22.788	102.2	31.636	108.0	1:55.358	84.01	1.301	15:20:01.796
3 -	28.245	113.7	32.007	92.3	22.516	101.6	31.786	108.7	1:54.554	84.60	0.497	15:21:56.350
4 -	28.420	113.9	32.657	92.3	22.404	102.2	31.762	108.2	1:55.243	84.09	1.186	15:23:51.593
5 -	28.284	111.4	32.223	91.6	22.417	101.5	31.530	107.3	1:54.454 (3)	84.67	0.397	15:25:46.047
6 -	28.326	109.1	32.155	92.5	22.708	100.6	31.622	107.3	1:54.811	84.41	0.754	15:27:40.858
7 -	28.487	112.7	32.250	91.3	22.652	100.9	31.670	107.3	1:55.059	84.22	1.002	15:29:35.917
8 -	28.521	110.1	32.062	91.8	22.260	101.2	31.552	107.7	1:54.395 (2)	84.71	0.338	15:31:30.312
9 -	28.191	112.9	32.003	92.1	22.401	101.2	31.462	107.0	1:54.057 (1)	84.96		15:33:24.369

P18 33		JJ CUNNINGHAM				Honda - JCRsupersport						
IDEAL LAP TIME : 1:53.807		BEST LAP TIME : 1:53.968				DIFFERENCE : 0.161						
LAP	SECTOR 1	SECTOR 2		SECTOR 3		SECTOR 4		LAP TIME	MPH	DIFF	TIME OF DAY	
1 -		111.2	32.271	89.4	22.815	99.2	31.541	106.0	2:02.027	79.41	8.059	15:18:04.467
2 -	29.212	110.3	32.551	91.1	22.723	98.3	31.459	106.8	1:55.945	83.58	1.977	15:20:00.412
3 -	28.642	108.9	32.325	90.4	22.745	98.9	31.795	106.6	1:55.507	83.90	1.539	15:21:55.919
4 -	28.678	109.4	32.787	86.9	22.750	100.4	31.914	106.1	1:56.129	83.45	2.161	15:23:52.048
5 -	28.298	110.5	32.092	90.4	22.272	100.6	31.529	106.6	1:54.191 (3)	84.86	0.223	15:25:46.239
6 -	28.382	111.4	32.097	91.5	22.840	99.1	31.778	105.8	1:55.097	84.20	1.129	15:27:41.336
7 -	28.431	111.2	32.419	89.8	22.869	100.4	31.352	105.8	1:55.071	84.22	1.103	15:29:36.407
8 -	28.263	112.0	32.018	90.6	22.403	98.9	31.461	106.6	1:54.145 (2)	84.90	0.177	15:31:30.552
9 -	28.317	108.2	31.920	89.9	22.308	99.5	31.423	106.0	1:53.968 (1)	85.03		15:33:24.520

P19 96		Rossi BANHAM				Honda - MJL Racing						
IDEAL LAP TIME : 1:53.165		BEST LAP TIME : 1:53.350				DIFFERENCE : 0.185						
LAP	SECTOR 1	SECTOR 2		SECTOR 3		SECTOR 4		LAP TIME	MPH	DIFF	TIME OF DAY	
1 -	OUTLAP	102.6	33.726	84.2	23.472	94.7	32.187	100.9	2:12.442	73.17	19.092	15:18:14.882
2 -	29.409	105.6	32.209	88.4	22.920	95.5	32.433	101.9	1:56.971	82.85	3.621	15:20:11.853
3 -	28.974	106.5	32.000	88.1	22.465	96.6	31.756	102.2	1:55.195	84.12	1.845	15:22:07.048
4 -	28.897	106.8	32.088	87.4	22.566	97.3	31.686	103.4	1:55.237	84.09	1.887	15:24:02.285
5 -	28.723	107.3	31.725	88.0	22.296	97.6	31.448	102.7	1:54.192	84.86	0.842	15:25:56.477
6 -	28.585	108.0	31.649	89.1	22.732	97.9	31.291	105.1	1:54.257	84.82	0.907	15:27:50.734
7 -	28.528	108.4	31.592	89.1	22.141	97.9	31.555	103.2	1:53.816 (3)	85.14	0.466	15:29:44.550
8 -	28.396	108.5	31.585	89.0	22.144	98.1	31.237	104.2	1:53.362 (2)	85.48	0.012	15:31:37.912
9 -	28.526	110.0	31.640	90.3	22.099	97.3	31.085	103.8	1:53.350 (1)	85.49		15:33:31.262

P20 14		Evan PENDRILL				Honda - EPRacing / SP125 Racing						
IDEAL LAP TIME : 1:54.348		BEST LAP TIME : 1:54.862				DIFFERENCE : 0.514						
LAP	SECTOR 1	SECTOR 2		SECTOR 3		SECTOR 4		LAP TIME	MPH	DIFF	TIME OF DAY	
1 -		109.4	32.759	90.1	22.680	99.5	31.577	106.3	2:02.547	79.08	7.685	15:18:04.987
2 -	28.791	110.5	32.214	89.1	22.629	98.2	31.434	104.5	1:55.068 (2)	84.22	0.206	15:20:00.055
3 -	28.971	107.0	32.153	89.5	22.789	97.8	31.661	103.4	1:55.574	83.85	0.712	15:21:55.629
4 -	28.688	108.4	32.316	88.0	30.063	92.6	32.252	102.9	2:03.319	78.58	8.457	15:23:58.948
5 -	29.023	106.5	32.353	87.6	22.620	96.4	31.890	102.9	1:55.886	83.62	1.024	15:25:54.834
6 -	28.861	106.0	32.147	87.9	22.815	95.8	31.827	102.2	1:55.650	83.79	0.788	15:27:50.484
7 -	28.459	105.6	32.273	88.5	25.927	94.9	31.821	102.4	1:58.480	81.79	3.618	15:29:48.964
8 -	28.581	107.0	32.218	87.6	22.576	96.5	31.701	102.6	1:55.076 (3)	84.21	0.214	15:31:44.040
9 -	28.251	106.1	32.396	86.8	22.516	96.0	31.699	103.4	1:54.862 (1)	84.37		15:33:38.902

Weather / Track : Cloudy / Dry

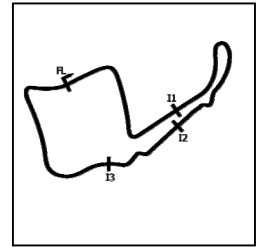
Oulton Park International
Circuit Length = 2.6920 miles
Start: 15:16 Flag 15:32 End: 15:38

MCRCB BULLETIN TK326

2021 Bennetts British Superbike Championship - Round 1

2021 Honda British Talent Cup

RACE 2 - SECTOR ANALYSIS



SECTOR 1 = FL to I1, SECTOR 2 = I1 to I2 SECTOR 3 = I2 to I3, SECTOR 4 = I3 to FL, DIFF = Difference To Personal Best Lap, P = Crossed Finish Line in Pit Lane, D = Time Disallowed

P21 2		Rhys COATES				Honda - Ernie Coates Race Support / SP125 Racing							
IDEAL LAP TIME : 1:54.256		BEST LAP TIME : 1:54.762				DIFFERENCE : 0.506							
LAP	SECTOR 1	SECTOR 2		SECTOR 3		SECTOR 4		LAP TIME	MPH	DIFF	TIME OF DAY		
1 -	111.8	32.311	89.7	22.816	98.9	31.515	106.3	2:01.836	79.54	7.074	15:18:04.276		
2 -	29.291	110.7	32.203	90.0	22.704	99.2	31.452	106.1	1:55.650	83.79	0.888	15:19:59.926	
3 -	29.018	109.1	32.103	89.4	22.728	98.3	31.686	104.6	1:55.535	83.88	0.773	15:21:55.461	
4 -	28.766	108.2	32.221	89.0	22.880	98.2	31.651	104.5	1:55.518	(3)	83.89	0.756	15:23:50.979
5 -	28.708	108.0	32.010	90.6	22.473	98.6	31.571	105.3	1:54.762	(1)	84.44		15:25:45.741
6 -	28.524	109.8	31.954	90.5	22.997	98.3	31.929	105.6	1:55.404	(2)	83.97	0.642	15:27:41.145
7 -	28.377	110.7	32.410	90.4	22.973	99.8	31.765	106.1	1:55.525	83.88	0.763	15:29:36.670	
8 -	31.457	73.1	33.653	87.8	23.062	96.6	31.959	104.0	2:00.131	80.67	5.369	15:31:36.801	
9 -	29.153	107.2	32.028	89.2	30.059	96.9	31.933	104.6	2:03.173	78.68	8.411	15:33:39.974	

P22 44		Lucas HILL				Honda - Ashcourt Racing							
IDEAL LAP TIME : 1:56.571		BEST LAP TIME : 1:56.594				DIFFERENCE : 0.023							
LAP	SECTOR 1	SECTOR 2		SECTOR 3		SECTOR 4		LAP TIME	MPH	DIFF	TIME OF DAY		
1 -	109.2	33.290	89.4	23.335	98.3	32.254	104.0	2:05.251	77.37	8.657	15:18:07.691		
2 -	29.403	107.5	33.274	89.0	22.864	96.6	32.518	102.9	1:58.059	82.08	1.465	15:20:05.750	
3 -	29.353	107.0	33.135	88.4	23.260	96.6	32.223	103.4	1:57.971	(3)	82.14	1.377	15:22:03.721
4 -	29.208	107.5	33.473	88.1	23.245	95.7	32.869	104.0	1:58.795	81.58	2.201	15:24:02.516	
5 -	28.928	108.9	32.874	88.6	22.715	96.1	32.077	103.4	1:56.594	(1)	83.12		15:25:59.110
6 -	28.905	107.5	32.904	89.2	23.230	95.7	32.579	101.9	1:57.618	(2)	82.39	1.024	15:27:56.728
7 -	29.395	106.1	33.522	86.4	23.126	95.8	32.370	102.9	1:58.413	81.84	1.819	15:29:55.141	
8 -	29.291	107.0	33.521	87.9	22.973	95.7	32.658	101.6	1:58.443	81.82	1.849	15:31:53.584	
9 -	29.366	106.5	32.943	88.5	23.091	95.7	32.855	103.4	1:58.255	81.95	1.661	15:33:51.839	

P23 51		Holly HARRIS				Honda - MJL Racing							
IDEAL LAP TIME : 1:56.836		BEST LAP TIME : 1:56.928				DIFFERENCE : 0.092							
LAP	SECTOR 1	SECTOR 2		SECTOR 3		SECTOR 4		LAP TIME	MPH	DIFF	TIME OF DAY		
1 -	112.5	34.887	90.4	23.692	97.8	32.979	106.6	2:08.812	75.23	11.884	15:18:11.252		
2 -	30.157	110.3	34.460	90.4	23.205	99.4	32.978	106.5	2:00.800	80.22	3.872	15:20:12.052	
3 -	29.764	111.1	33.909	89.4	23.126	99.5	32.259	106.5	1:59.058	81.39	2.130	15:22:11.110	
4 -	29.698	110.9	33.647	90.4	22.997	99.8	32.148	106.5	1:58.490	81.79	1.562	15:24:09.600	
5 -	29.382	110.9	33.524	91.0	22.946	99.1	31.964	106.8	1:57.816	(3)	82.25	0.888	15:26:07.416
6 -	29.627	110.1	33.556	90.9	22.888	98.8	32.533	105.3	1:58.604	81.71	1.676	15:28:06.020	
7 -	29.442	110.9	33.343	90.3	22.988	99.7	31.845	106.6	1:57.618	(2)	82.39	0.690	15:30:03.638
8 -	29.258	111.2	33.482	90.8	23.186	99.4	32.329	105.8	1:58.255	81.95	1.327	15:32:01.893	
9 -	29.348	110.7	33.253	91.1	22.480	99.8	31.847	107.3	1:56.928	(1)	82.88		15:33:58.821

P24 8		Ross MOORE				Honda - B Moore Honda							
IDEAL LAP TIME : 1:56.963		BEST LAP TIME : 1:57.515				DIFFERENCE : 0.552							
LAP	SECTOR 1	SECTOR 2		SECTOR 3		SECTOR 4		LAP TIME	MPH	DIFF	TIME OF DAY		
1 -	110.0	33.996	88.7	23.276	96.4	32.279	104.8	2:06.448	76.64	8.933	15:18:08.888		
2 -	29.388	107.8	32.982	87.9	28.867	95.4	32.419	104.0	2:03.656	78.37	6.141	15:20:12.544	
3 -	29.934	106.5	33.419	88.7	23.203	98.2	32.568	103.2	1:59.124	81.35	1.609	15:22:11.668	
4 -	29.394	109.4	33.690	87.4	23.006	97.6	32.332	103.2	1:58.422	81.83	0.907	15:24:10.090	
5 -	29.424	108.0	33.218	87.4	23.067	96.8	31.997	103.4	1:57.706	(3)	82.33	0.191	15:26:07.796
6 -	29.441	109.4	33.558	88.6	23.075	96.8	32.071	102.7	1:58.145	82.02	0.630	15:28:05.941	
7 -	29.401	107.0	32.902	87.8	23.116	97.1	32.096	103.5	1:57.515	(1)	82.46		15:30:03.456
8 -	29.344	107.2	33.287	87.6	23.225	96.4	32.492	103.2	1:58.348	81.88	0.833	15:32:01.804	
9 -	29.405	106.5	33.471	88.0	22.720	97.1	32.039	103.5	1:57.635	(2)	82.38	0.120	15:33:59.439

Weather / Track : Cloudy / Dry

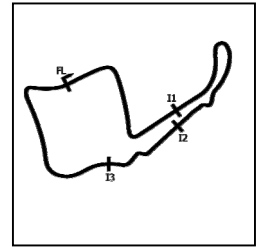
Oulton Park International
Circuit Length = 2.6920 miles
Start: 15:16 Flag 15:32 End: 15:38

MCRCB BULLETIN TK326

2021 Bennetts British Superbike Championship - Round 1

2021 Honda British Talent Cup

RACE 2 - SECTOR ANALYSIS



SECTOR 1 = FL to I1, SECTOR 2 = I1 to I2 SECTOR 3 = I2 to I3, SECTOR 4 = I3 to FL, DIFF = Difference To Personal Best Lap, P = Crossed Finish Line in Pit Lane, D = Time Disallowed

P25 22		Anthony EAGLE				Honda - Microlise Cresswell Racing						
IDEAL LAP TIME : 1:59.191		BEST LAP TIME : 1:59.466				DIFFERENCE : 0.275						
LAP	SECTOR 1	SECTOR 2		SECTOR 3		SECTOR 4		LAP TIME	MPH	DIFF	TIME OF DAY	
1 -		109.6	34.374	86.3	23.849	95.5	33.473	103.4	2:09.203	75.00	9.737	15:18:11.643
2 -	30.763	105.6	33.998	87.0	23.811	95.3	33.386	102.6	2:01.958	79.46	2.492	15:20:13.601
3 -	30.494	105.5	33.613	87.6	23.902	94.2	33.533	101.6	2:01.542	79.73	2.076	15:22:15.143
4 -	30.004	105.3	33.674	86.4	23.533	94.9	33.163	101.0	2:00.374	80.50	0.908	15:24:15.517
5 -	29.906	105.5	33.148	86.8	23.484	94.1	33.157	101.2	1:59.695 (2)	80.96	0.229	15:26:15.212
6 -	30.039	104.6	33.853	87.1	23.848	93.9	33.594	101.9	2:01.334	79.87	1.868	15:28:16.546
7 -	29.749	104.6	33.794	86.2	23.752	93.5	33.483	100.7	2:00.778	80.24	1.312	15:30:17.324
8 -	29.728	105.6	33.277	87.4	23.354	94.3	33.107	101.3	1:59.466 (1)	81.12		15:32:16.790
9 -	29.717	105.0	33.761	86.2	23.389	94.3	32.972	102.2	1:59.839 (3)	80.86	0.373	15:34:16.629

P26 43		Ryan HITCHCOCK				Honda - Wilson Racing						
IDEAL LAP TIME : 1:49.699		BEST LAP TIME : 1:50.262				DIFFERENCE : 0.563						
LAP	SECTOR 1	SECTOR 2		SECTOR 3		SECTOR 4		LAP TIME	MPH	DIFF	TIME OF DAY	
1 -		114.1	31.543	92.6	21.881	101.9	30.589	110.1	1:57.219	82.67	6.957	15:17:59.659
2 -	27.761	112.9	30.969	93.7	21.908	101.9	30.442	108.7	1:51.080	87.24	0.818	15:19:50.739
3 -	27.611	113.3	31.002	93.4	21.940	102.1	30.983	106.5	1:51.536	86.88	1.274	15:21:42.275
4 -	27.537	113.5	30.590	93.0	21.852	101.2	30.687	108.0	1:50.666 (3)	87.57	0.404	15:23:32.941
5 -	27.544	113.3	30.862	93.0	22.013	102.2	31.059	107.7	1:51.478	86.93	1.216	15:25:24.419
6 -	27.789	114.1	31.104	93.0	21.827	101.3	30.611	108.0	1:51.331	87.04	1.069	15:27:15.750
7 -	27.818	112.4	30.808	92.4	21.957	101.6	30.629	107.5	1:51.212	87.14	0.950	15:29:06.962
8 -	27.267	115.1	30.865	91.9	21.839	101.9	30.291	108.2	1:50.262 (1)	87.89		15:30:57.224
9 -	27.320	114.3	30.949	92.4	21.606	102.4	30.502	107.2	1:50.377 (2)	87.80	0.115	15:32:47.601

P27 29		Lucas BROWN				Honda - Amphibian Scaffolding / SP125 Racing						
IDEAL LAP TIME : 1:52.479		BEST LAP TIME : 1:52.931				DIFFERENCE : 0.452						
LAP	SECTOR 1	SECTOR 2		SECTOR 3		SECTOR 4		LAP TIME	MPH	DIFF	TIME OF DAY	
1 -		111.4	31.872	90.5	22.196	101.2	31.654	105.3	2:00.544	80.39	7.613	15:18:02.984
2 -	28.059	111.6	31.581	90.8	21.947	100.6	31.344	106.8	1:52.931 (1)	85.81		15:19:55.915
3 -	28.085	112.2	31.446	90.6	22.128	99.1	31.494	105.6	1:53.153 (2)	85.64	0.222	15:21:49.068
4 -	27.898	110.0	32.453	91.8	22.508	98.2	31.329	105.3	1:54.188	84.87	1.257	15:23:43.256
5 -	27.975	112.7	31.757	90.6	22.346	98.9	31.188	106.1	1:53.266 (3)	85.56	0.335	15:25:36.522

P28 48		Ollie WALKER				Honda - Moto Rapido / SP125 Racing						
IDEAL LAP TIME : 1:50.065		BEST LAP TIME : 1:50.525				DIFFERENCE : 0.460						
LAP	SECTOR 1	SECTOR 2		SECTOR 3		SECTOR 4		LAP TIME	MPH	DIFF	TIME OF DAY	
1 -		113.3	30.821	93.0	21.763	102.1	30.423	110.3	1:55.936	83.59	5.411	15:17:58.376
2 -	27.385	115.1	30.968	93.7	21.844	102.4	30.328	109.1	1:50.525 (1)	87.68		15:19:48.901
3 -	27.421	113.5	30.620	91.4	22.143	102.9	30.529	109.2	1:50.713 (2)	87.53	0.188	15:21:39.614

P29 66		Rossi DOBSON				Honda - WM Racing						
IDEAL LAP TIME :		BEST LAP TIME :				DIFFERENCE :						
LAP	SECTOR 1	SECTOR 2		SECTOR 3		SECTOR 4		LAP TIME	MPH	DIFF	TIME OF DAY	
1 -		114.5	31.670	91.9	22.113	102.1	31.049	108.4	1:59.018	81.42		15:18:01.458

Weather / Track : Cloudy / Dry

Oulton Park International
Circuit Length = 2.6920 miles
Start: 15:16 Flag 15:32 End: 15:38

MCRCB BULLETIN TK327

2021 Bennetts British Superbike Championship - Round 1

2021 Honda British Talent Cup

RACE 2 - BEST SECTORS

SECTOR 1				SECTOR 2				SECTOR 3				SECTOR 4				IDEAL / BEST COMPARISON		
POS	NO	NAME	TIME	NO	NAME	TIME	NO	NAME	TIME	NO	NAME	TIME	POS	NO	NAME	IDEAL	BEST	DIFF
															PERFECT LAP	1:47.979		
1	74	BROWN	26.851	74	BROWN	30.068	74	BROWN	21.258	74	BROWN	29.802	1	74	BROWN	1:47.979	1:47.979	0.000
2	52	BELFORD	27.153	67	O'GORMA	30.232	67	O'GORMA	21.411	24	BUCHANA	30.058	2	67	O'GORMAN	1:49.015	1:49.257	0.242
3	15	CROSBY	27.219	24	BUCHANA	30.377	24	BUCHANA	21.452	67	O'GORMA	30.116	3	24	BUCHANAN	1:49.347	1:49.453	0.106
4	57	GARNESS	27.240	15	CROSBY	30.472	57	GARNESS	21.501	52	BELFORD	30.224	4	52	BELFORD	1:49.405	1:49.673	0.268
5	67	O'GORMA	27.256	52	BELFORD	30.485	52	BELFORD	21.543	57	GARNESS	30.234	5	57	GARNESS	1:49.555	1:50.043	0.488
6	43	HITCHCO	27.267	43	HITCHCO	30.535	15	CROSBY	21.559	43	HITCHCO	30.291	6	43	HITCHCOCK	1:49.699	1:50.262	0.563
7	48	WALKER	27.354	57	GARNESS	30.580	43	HITCHCO	21.606	48	WALKER	30.328	7	15	CROSBY	1:49.715	1:49.777	0.062
8	34	COOK	27.371	48	WALKER	30.620	9	STUART-	21.746	7	LYONS	30.340	8	48	WALKER	1:50.065	1:50.525	0.460
9	7	LYONS	27.420	7	LYONS	30.694	48	WALKER	21.763	15	CROSBY	30.465	9	7	LYONS	1:50.242	1:50.317	0.075
10	24	BUCHANA	27.460	23	STEPHEN	30.953	7	LYONS	21.788	4	MOUNSEY	30.656	10	21	JEFFREY	1:51.122	1:51.400	0.278
11	5	JOHNSON	27.526	21	JEFFREY	30.985	34	COOK	21.802	21	JEFFREY	30.674	11	34	COOK	1:51.133	1:51.399	0.266
12	21	JEFFREY	27.571	5	JOHNSON	31.085	4	MOUNSEY	21.842	34	COOK	30.798	12	4	MOUNSEY	1:51.293	1:51.529	0.236
13	4	MOUNSEY	27.676	4	MOUNSEY	31.119	21	JEFFREY	21.892	5	JOHNSON	30.832	13	5	JOHNSON	1:51.437	1:51.437	0.000
14	9	STUART-	27.759	9	STUART-	31.146	29	BROWN	21.947	9	STUART-	30.940	14	9	STUART-CAMPBELL	1:51.591	1:51.793	0.202
15	61	MACKAY	27.824	34	COOK	31.162	5	JOHNSON	21.994	61	MACKAY	30.964	15	23	STEPHENSON	1:52.019	1:52.390	0.371
16	29	BROWN	27.898	41	HOPKINS	31.372	23	STEPHEN	22.023	23	STEPHEN	30.991	16	61	MACKAY	1:52.472	1:52.697	0.225
17	23	STEPHEN	28.052	53	VEIJER	31.434	96	BANHAM	22.099	66	DOBSON	31.049	17	29	BROWN	1:52.479	1:52.931	0.452
18	41	HOPKINS	28.093	29	BROWN	31.446	41	HOPKINS	22.109	96	BANHAM	31.085	18	41	HOPKINS	1:52.697	1:53.035	0.338
19	99	WILLIS	28.191	61	MACKAY	31.466	66	DOBSON	22.113	41	HOPKINS	31.123	19	96	BANHAM	1:53.165	1:53.350	0.185
20	14	PENDRIL	28.251	96	BANHAM	31.585	61	MACKAY	22.218	29	BROWN	31.188	20	53	VEIJER	1:53.288	1:53.552	0.264
21	33	CUNNING	28.263	66	DOBSON	31.670	53	VEIJER	22.244	53	VEIJER	31.344	21	33	CUNNINGHAM	1:53.807	1:53.968	0.161
22	53	VEIJER	28.266	33	CUNNING	31.920	99	WILLIS	22.260	33	CUNNING	31.352	22	99	WILLIS	1:53.916	1:54.057	0.141
23	2	COATES	28.377	2	COATES	31.954	33	CUNNING	22.272	14	PENDRIL	31.434	23	2	COATES	1:54.256	1:54.762	0.506
24	96	BANHAM	28.396	99	WILLIS	32.003	2	COATES	22.473	2	COATES	31.452	24	14	PENDRILL	1:54.348	1:54.862	0.514
25	44	HILL	28.905	14	PENDRIL	32.147	51	HARRIS	22.480	99	WILLIS	31.462	25	44	HILL	1:56.571	1:56.594	0.023
26	51	HARRIS	29.258	44	HILL	32.874	14	PENDRIL	22.516	51	HARRIS	31.845	26	51	HARRIS	1:56.836	1:56.928	0.092
27	8	MOORE	29.344	8	MOORE	32.902	44	HILL	22.715	8	MOORE	31.997	27	8	MOORE	1:56.963	1:57.515	0.552
28	22	EAGLE	29.717	22	EAGLE	33.148	8	MOORE	22.720	44	HILL	32.077	28	22	EAGLE	1:59.191	1:59.466	0.275
29				51	HARRIS	33.253	22	EAGLE	23.354	22	EAGLE	32.972	29	66	DOBSON			

Weather / Track : Cloudy / Dry

Results can be found at www.tsl-timing.com

Oulton Park International
Circuit Length = 2.6920 miles
Start: 15:16 Flag 15:32 End: 15:38

Printed - 15:42 Sunday, 27 June 2021

MCRCB BULLETIN TK328**2021 Bennetts British Superbike Championship - Round 1****2021 Honda British Talent Cup****RACE 2 - BEST SPEEDS**

POS	INTERMEDIATE 1			INTERMEDIATE 2			INTERMEDIATE 3			FINISH LINE		
	NO	NAME	MPH	NO	NAME	MPH	NO	NAME	MPH	NO	NAME	MPH
1	57	GARNESS	116.1	57	GARNESS	96.0	57	GARNESS	104.5	57	GARNESS	111.4
2	53	VEIJER	115.9	21	JEFFREY	95.1	21	JEFFREY	103.7	21	JEFFREY	110.7
3	24	BUCHANAN	115.3	67	O'GORMAN	94.6	48	WALKER	102.9	48	WALKER	110.3
4	43	HITCHCOCK	115.1	53	VEIJER	93.9	24	BUCHANAN	102.7	67	O'GORMAN	110.1
5	48	WALKER	115.1	43	HITCHCOCK	93.7	53	VEIJER	102.7	53	VEIJER	110.1
6	74	BROWN	114.5	48	WALKER	93.7	43	HITCHCOCK	102.4	43	HITCHCOCK	110.1
7	52	BELFORD	114.5	4	MOUNSEY	93.4	74	BROWN	102.2	24	BUCHANAN	109.2
8	66	DOBSON	114.5	24	BUCHANAN	93.3	4	MOUNSEY	102.2	74	BROWN	109.1
9	21	JEFFREY	114.3	52	BELFORD	93.2	99	WILLIS	102.2	4	MOUNSEY	108.9
10	61	MACKAY	114.1	61	MACKAY	92.8	66	DOBSON	102.1	52	BELFORD	108.7
11	15	CROSBY	113.9	9	STUART-CAMPBELL	92.6	61	MACKAY	101.8	9	STUART-CAMPBELL	108.7
12	4	MOUNSEY	113.9	99	WILLIS	92.5	67	O'GORMAN	101.6	41	HOPKINS	108.7
13	9	STUART-CAMPBELL	113.9	74	BROWN	92.4	52	BELFORD	101.6	99	WILLIS	108.7
14	99	WILLIS	113.9	41	HOPKINS	92.1	34	COOK	101.5	61	MACKAY	108.4
15	34	COOK	113.3	7	LYONS	92.0	9	STUART-CAMPBELL	101.2	66	DOBSON	108.4
16	67	O'GORMAN	113.1	34	COOK	91.9	29	BROWN	101.2	15	CROSBY	108.0
17	41	HOPKINS	112.9	66	DOBSON	91.9	15	CROSBY	100.9	7	LYONS	108.0
18	29	BROWN	112.7	29	BROWN	91.8	41	HOPKINS	100.7	34	COOK	107.8
19	7	LYONS	112.5	33	CUNNINGHAM	91.5	7	LYONS	100.6	51	HARRIS	107.3
20	51	HARRIS	112.5	15	CROSBY	91.3	33	CUNNINGHAM	100.6	33	CUNNINGHAM	106.8
21	5	JOHNSON	112.2	51	HARRIS	91.1	5	JOHNSON	100.1	29	BROWN	106.8
22	33	CUNNINGHAM	112.0	5	JOHNSON	90.9	2	COATES	99.8	23	STEPHENSON	106.5
23	2	COATES	111.8	2	COATES	90.6	51	HARRIS	99.8	5	JOHNSON	106.3
24	23	STEPHENSON	111.2	23	STEPHENSON	90.3	14	PENDRILL	99.5	14	PENDRILL	106.3
25	14	PENDRILL	110.5	96	BANHAM	90.3	23	STEPHENSON	99.1	2	COATES	106.3
26	96	BANHAM	110.0	14	PENDRILL	90.1	44	HILL	98.3	96	BANHAM	105.1
27	8	MOORE	110.0	44	HILL	89.4	8	MOORE	98.2	8	MOORE	104.8
28	22	EAGLE	109.6	8	MOORE	88.7	96	BANHAM	98.1	44	HILL	104.0
29	44	HILL	109.2	22	EAGLE	87.6	22	EAGLE	95.5	22	EAGLE	103.4

Weather / Track : Cloudy / Dry

Oulton Park International
Circuit Length = 2.6920 miles
Start: 15:16 Flag 15:32 End: 15:38

Results can be found at www.tsl-timing.com

Printed - 15:43 Sunday, 27 June 2021

2021 Honda British Talent Cup
RIDERS POINTS AFTER ROUND 2



	TOTAL	GAP	DIFF															Wins	Seconds	Thirds								
				1	2	3	4	5	6	7	8	9	10	11	12	13	14				15	16	17	18				
				25th-27th June	Oulton Park International	9th-11th July	Knockhill	23rd-25th July	Brands Hatch GP	30th July-1st August	Thruxton	13th-15th August	Donington Park National	27th-29th August	Silverstone GP	3rd-5th September	Snetterton 300	10th-12th September	Silverstone National	1st-3rd October	Donington Park GP							
1	Casey O'GORMAN (Honda)	50			25	25																		2	0	0		
2	Evan BELFORD (Honda)	36	14		20	16																		0	1	1		
3	Carter BROWN (Honda)	36	14	0	16	20																		0	1	1		
4	Johnny GARNESSE (Honda)	24	26	12	11	13																		0	0	0		
5	Harrison CROSBY (Honda)	19	31	5	9	10																		0	0	0		
6	Jamie LYONS (Honda)	17	33	2	8	9																		0	0	0		
7	Ryan HITCHCOCK (Honda)	13	37	4	13																			0	0	0		
8	Cormac BUCHANAN (Honda)	11	39	2		11																		0	0	0		
9	Troy JEFFREY (Honda)	11	39	0	4	7																		0	0	0		
10	Mason JOHNSON (Honda)	11	39	0	7	4																		0	0	0		
11	Ollie WALKER (Honda)	10	40	1	10																			0	0	0		
12	Sullivan MOUNSEY (Honda)	8	42	2		8																		0	0	0		
13	Bailey STUART-CAMPBELL (Honda)	6	44	2		6																		0	0	0		
14	Rossi DOBSON (Honda)	6	44	0	6																			0	0	0		
15	Rhys STEPHENSON (Honda)	6	44	0	5	1																		0	0	0		
16	Harrison MACKAY (Honda)	6	44	0	3	3																		0	0	0		
17	James COOK (Honda)	5	45	1		5																		0	0	0		
18	Luca HOPKINS (Honda)	3	47	2	1	2																		0	0	0		
19	Lucas BROWN (Honda)	2	48	1	2																			0	0	0		

MCRCB BULLETIN TK329

2021 Bennetts British Superbike Championship - Round 1

2021 Honda British Talent Cup

RACE 2 - STATISTICS

Competitors Started 29
Planned Start 2021-06-27 @ 15:15:00.000
Actual Start 2021-06-27 @ 15:16:02.439
Finish Time 2021-06-27 @ 15:32:47.602
Track Length 2.6920mi.
Total Laps 250
Total Distance Covered 673.0071mi.

Session Fastest Lap History

NO	NAME	LAP TIME	TIME OF DAY	LAP	VEHICLE
52	Evan BELFORD	1:50.141	15:19:47.421	2	Honda
67	Casey O'GORMAN	1:49.338	15:21:36.823	3	Honda
67	Casey O'GORMAN	1:49.286	15:25:15.608	5	Honda
74	Carter BROWN	1:49.200	15:30:47.125	8	Honda
74	Carter BROWN	1:48.797	15:32:35.922	9	Honda
74	Carter BROWN	1:47.979	15:34:23.900	10	Honda

Session Leader History

NO	NAME	FROM LAP	LAPS LED	DISTANCE	VEHICLE
67	Casey O'GORMAN	1	1	2.69 miles	Honda
52	Evan BELFORD	2	1	2.69 miles	Honda
67	Casey O'GORMAN	3	8	21.53 miles	Honda

Flag History

TYPE	TIME OF DAY
GREEN	15:16:02.439
FINISH	15:32:47.602

Flag Statistics

TYPE	COUNT	TOTAL LAPS	TOTAL TIME
Green	1	10	22:41.727
Red	0	0	0.000
Safety Car	0	0	0.000
FCY	0	0	0.000

Weather / Track : Cloudy / Dry

Results can be found at www.tsl-timing.com

Oulton Park International
Circuit Length = 2.6920 miles
Start: 15:16 Flag 15:32 End: 15:38

Printed - 15:45 Sunday, 27 June 2021

MCRCB BULLETIN TK330

2021 Bennetts British Superbike Championship - Round 1

2021 Honda British Talent Cup

RACE 2 - SESSION NOTES

TIME	MESSAGE
15:03:01	PITLANE OPEN
15:08:02	PITLANE CLOSED
15:08:14	5 MINUTES TO WARM UP LAP
15:10:04	3 MINUTES TO WARM UP LAP
15:12:02	1 MINUTE TO WARM UP LAP
15:12:38	30 SECONDS TO WARM UP LAP
15:13:00	GREEN FLAG - WARM UP LAP
15:13:01	NO.22 AND 24 LEFT THE GRID
15:15:06	RACE START
15:18:10	NO JUMP STARTS
15:18:14	
15:19:01	NO. 66 - FALLER AT T3 CASCADES - RIDER OK
15:23:23	NO. 48 - STOPPED TECHNICAL PROBLEM T5 SHELL
15:27:18	NO. 29 - FALLER AT T10/11 HIZZYS - RIDER OK
15:32:48	TWO THIRDS DISTANCE COMPLETED
15:34:29	NO. 45 - FALLER AT T10/11 HIZZYS - RIDER BEING ASSESSED
15:35:05	RESULT DECLARED
15:35:16	RESULT DECLARED OVER TWO THIRDS DISTANCE
15:38:07	UPDATE: RIDER NO.43 TO MEDICAL CENTRE

Weather / Track : Cloudy / Dry

Results can be found at www.tsl-timing.com

Oulton Park International
Circuit Length = 2.6920 miles
Start: 15:16 Flag 15:32 End: 15:38

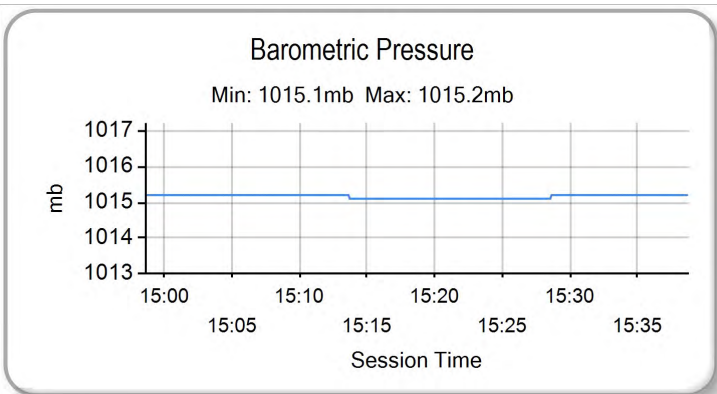
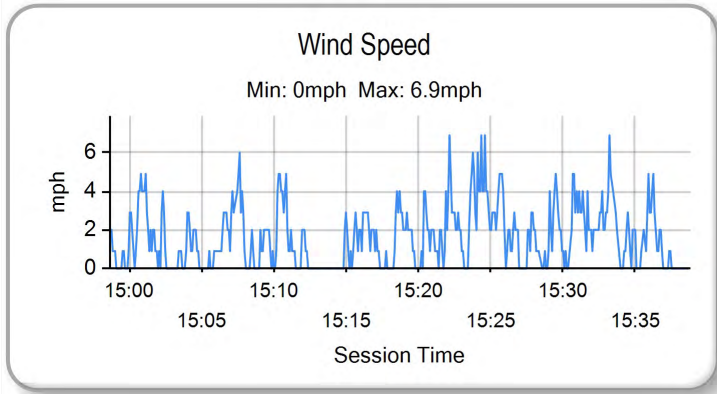
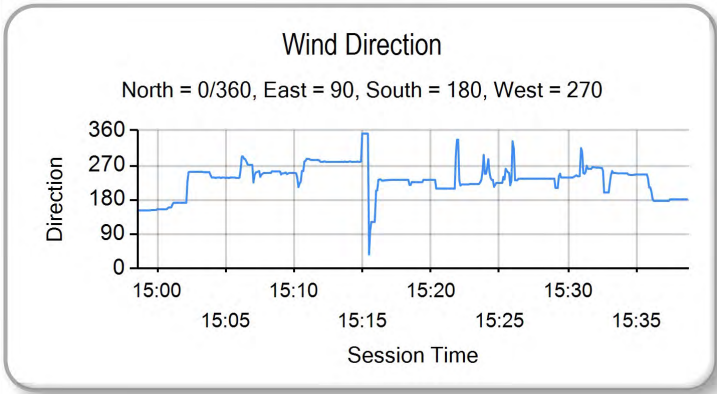
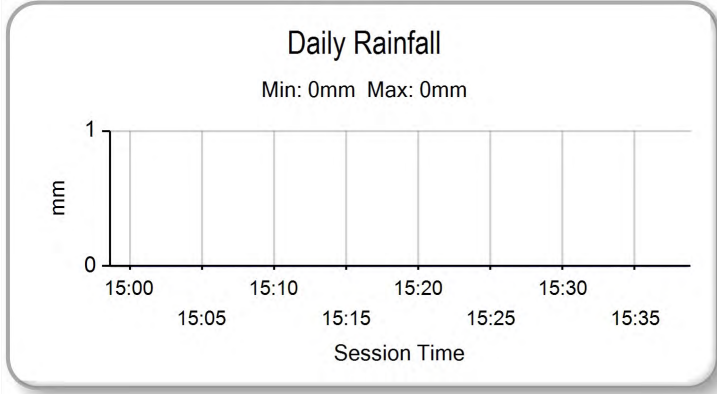
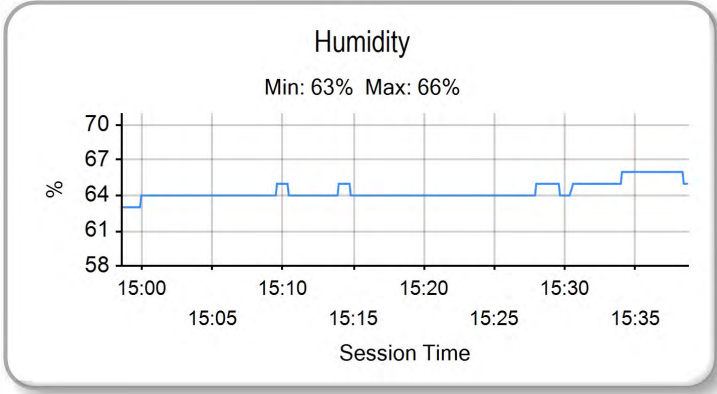
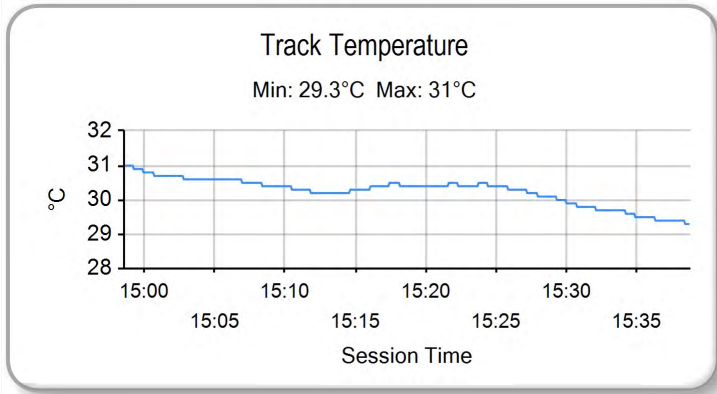
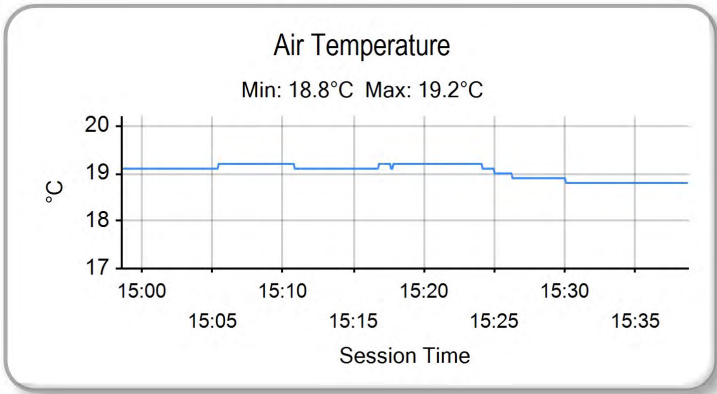
Printed - 15:46 Sunday, 27 June 2021

MCRCB BULLETIN TK331

2021 Bennetts British Superbike Championship - Round 1

2021 Honda British Talent Cup

RACE 2 - WEATHER CONDITIONS



Weather / Track : Cloudy / Dry

Results can be found at www.tsl-timing.com

Oulton Park International
Circuit Length = 2.6920 miles
Start: 15:16 Flag 15:32 End: 15:38

Printed - 15:49 Sunday, 27 June 2021