



HEL PERFORMANCE BRITISH MOTOSTAR

Round 7

TT Circuit Assen

20th – 22nd September 2019

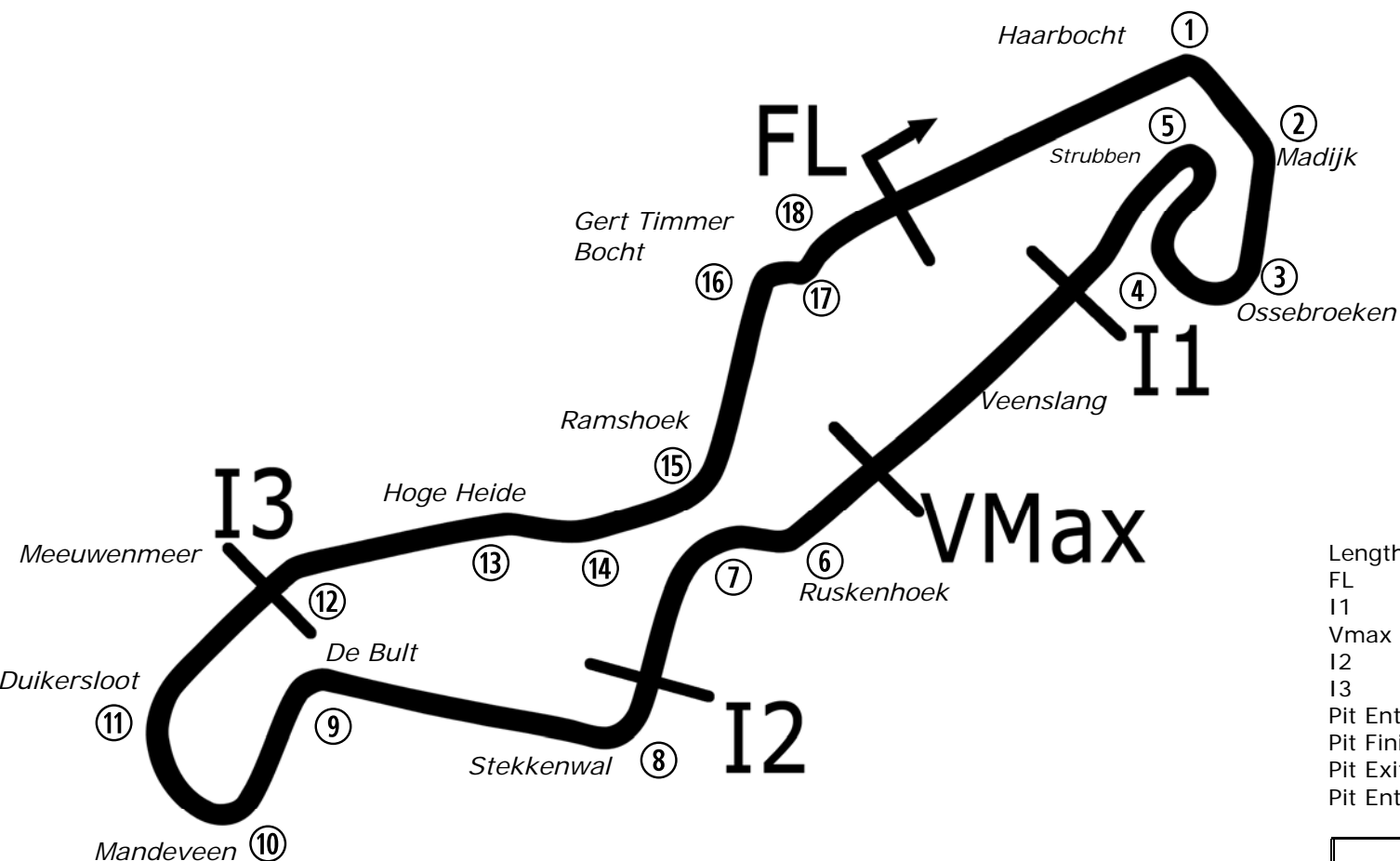
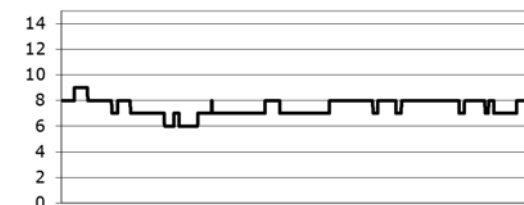


Results Provided by Timing Solutions Ltd
www.tsl-timing.com

Assen



Circuit Altitude (m)



Length	2.8222 miles	4542.0 m	
FL		52.96232 N	6.52416 E
I1	1289m	52.96199 N	6.52805 E
Vmax	1624m	52.95945 N	6.52529 E
I2	2178m	52.95566 N	6.52088 E
I3	3354m	52.95562 N	6.51282 E
Pit Entry	4380m	52.96222 N	6.52433 E
Pit Finish	0m	52.96176 N	6.52350 E
Pit Exit	287m after FL	52.96384 N	6.52760 E
Pit Entry–Pit Exit 449m, 26.9s @60kph, 20.2s @80kph			

Lap Records		Best Sector Information					
		Sector 1 (FL - I1)	Sector 2 (I1 - I2)	VMAX	Sector 3 (I2 - F3)	Sector 4 (I3 - I4)	FL Trap (mph)
Superbike	1:36.330	N/A	N/A	188.5	N/A	21.928	141.1
Supersport	1:39.159	N/A	N/A	161.7	N/A	22.641	128.9
Motostar	1:45.436	N/A	N/A	133.2	N/A	24.315	112.6
600 Sidecar	1:43.688	N/A	N/A	N/A	N/A	N/A	N/A
Ducati Cup	1:41.436	N/A	N/A	162.0	N/A	23.454	127.0
British Talent Cup	1:47.369	N/A	N/A	130.4	N/A	24.852	107.8

2019 HEL Performance British Motostar Championship
MOTO 3 GP RIDER PERFORMANCE CHART AFTER ROUND 12



#	NAME / BIKE	4th-6th May		14th-16th June		28th-30th June		2nd-3rd August		16th-18th August		6th-8th September		20th-22nd September		4th-6th October		18th-20th October	
		1	2	3	4	5	6	7	8	9	10	11	12	13	14	15	16	17	18
1	Victor RODRIGUEZ (DR Moto)	DF	DF	5	3														
2	Raul RODRIGUEZ (DR Moto)			14	12	1*	1	DF	4	2	DF								
3	Thomas SNOW (Mahindra)							9	7										
7	Edmund BEST (KTM)	6	5	8		6	4	6		6	DF	DF	3						
11	Dan JONES (KTM)	DF	2	1*	DF	DF	DF	5	3	3*	DF	1*	DF						
14	Jack NIXON (KTM)	3	DF	6	2	DF	DF			DF	5	6	4						
21	Jerry van de BUNT (KTM)			9	6					8	6	7	6						
33	Kamil BARCIK (WSRT)																		
39	Connor SELLORS (Mahindra)	11	11	12	9														
45	Scott SWANN (ITS KTM)	2*	3	3	DF*	3	2*	4	DF	DF	2	DF	DF*						
47	Jake ARCHER (KTM)									5	4	5	5						
48	Sharni PINFOLD (KTM)	9	10	11	8			8	6	10	DF	9	9						
54	Sam BURMAN (KTM)	10	8	13	10	9	8	7	5	9	7	8	7						
56	Bradley WILSON (Honda)	12	DF	DF	DF	10	DF												
64	Asher DURHAM (Mahindra)	4	4*	4	4	5	5	1	1	4	1	4	DF						
70	Joshua WHATLEY (KTM)	5	6	7	5	4	3	3*	DF*	1	3	3	2						
88	Harry LEIGH (KTM)	8	9	15	11	8	7												
96	Brandon PAASCH (KTM)	1	1	2	1	2	DF	2	2	DF	DF	2	1						
99	Jamie DAVIES (KTM)	7	7	10	7	7	6			7	DF	DF	8						

* Denotes Fastest Lap

Denotes Pole Position

DF = Did Not Finish

Change of Team / Machine



2019 HEL Performance British Motostar Championship



MOTO 3 STANDARD RIDER PERFORMANCE CHART AFTER ROUND 12

#	NAME / BIKE	4th-6th May		14th-16th June		28th-30th June		2nd-3rd August		16th-18th August		6th-8th September		20th-22nd September		4th-6th October		18th-20th October	
		1	2	3	4	5	6	7	8	9	10	11	12	13	14	15	16	17	18
2	Brian HART (Honda)																		
3	Lous RENDELL (Honda)									7	8	8	10						
16	Harvey CLARIDGE (Honda)	6	6	6	DF	3	1			5	5	3	DF						
17	Franco BOURNE (Honda)	5	4	5	3	4	3	1*	1*	3	3	2	3						
18	Jodie FIELDHOUSE (Honda)	11	9	7	DF			3	2	9	9	DF	11						
19	Scott OGDEN (Honda)	2	1	1*	1*	2	9			1*	1*	1*	2						
20	Jack HART (Honda)											7	5						
22	Ross MAGUIRE (Honda)			11	8	7	6												
27	Calum BEACH (Honda)	13	13	13	11														
35	Jeremy KNIGHT (Honda)	7	DF	DF	5	DF		2	4	DF	6	DF	9						
37	Corey TINKER (Honda)	9	12	10	7	6	DF			8	7	6	6						
41	Kyal TINKER (Honda)	12	11	14	9	10	8												
46	Ash BARNES (Honda)			12	10														
56	Bradley WILSON (Honda)							5											
57	Josh HIATT (Honda)	10	7	8		5	5	4	3	6	DF	4	7						
66	Annabel THOMAS (Honda)	8	8	9	6	9	DF	DF											
69	Rhys IRWIN (Honda)	4	5	4	4														
71	Charlie FARRER (Honda)	3	3	3	DF	DF*	4			4	4								
72	Cameron HORSMAN (Honda)	1*	2*	2	2	1	2			2	2	DF	1						
77	Jamie LYONS (Honda)	DF	10			8	7					5	4						
88	Harry LEIGH (Honda)											DF	8						

* Denotes Fastest Lap

Denotes Pole Position

DF = Did Not Finish

Change of Team / Machine



POS	NO	CL	PIC NAME	NAT	ENTRY	TIME	ON	LAPS	GAP	DIFF	MPH
1	96		1 Brandon PAASCH	USA	KTM - FPW Racing	1:47.685	14	14			94.35
2	70		2 Joshua WHATLEY	GBR	KTM - KRP	1:47.883	13	16	0.198	0.198	94.17
3	64		3 Asher DURHAM	GBR	Mahindra - Microlise Cresswell Racing	1:47.965	12	12	0.280	0.082	94.10
4	21		4 Jerry van de BUNT	NED	KTM - Raha61/LJ-Racing	1:48.310	6	9	0.625	0.345	93.80
5	23		5 Ryan van de LAGEMAAT	NED	KTM - Qnium Racing	1:48.450	12	15	0.765	0.140	93.68
6	14		6 Jack NIXON	GBR	KTM - Santander Salt	1:48.606	13	13	0.921	0.156	93.55
7	11		7 Dan JONES	GBR	KTM - City Lifting/RS Racing	1:48.706	3	3	1.021	0.100	93.46
8	99		8 Jamie DAVIS	GBR	KTM - FPW Racing	1:49.986	11	13	2.301	1.280	92.37
9	45		9 Scott SWANN	GBR	IFS KTM - IFS Team Swann Racing	1:50.592	15	15	2.907	0.606	91.87
10	7		10 Edmund BEST	GBR	KTM - SymCirrus Motorsport	1:50.820	13	14	3.135	0.228	91.68
11	72	S	1 Cameron HORSMAN	GBR	Honda - Nova Racing/SP 125	1:51.948	14	15	4.263	1.128	90.75
12	19	S	2 Scott OGDEN	GBR	Honda - Premium Motorhomes Scott Ogden Racing	1:52.064	13	16	4.379	0.116	90.66
13	16	S	3 Harvey CLARIDGE	GBR	Honda - Nova Racing/SP 125	1:52.909	13	16	5.224	0.845	89.98
14	17	S	4 Franco BOURNE	GBR	Honda - Franco Bourne / SP125	1:53.078	8	10	5.393	0.169	89.85
15	5	S	5 Osian JONES	GBR	Honda - SymCirrus Motorsport	1:54.142	13	13	6.457	1.064	89.01
16	37	S	6 Corey TINKER	GBR	Honda - Microlise Cresswell Racing	1:54.663	13	14	6.978	0.521	88.60
17	57	S	7 Josh HIATT	GBR	Honda - Sorrymate.com	1:55.985	15	15	8.300	1.322	87.59
18	35	S	8 Jeremy KNIGHT	GBR	Honda - Jeremy Knight Racing / SP125	1:57.525	10	14	9.840	1.540	86.45
19	18	S	9 Jodie FIELDHOUSE	GBR	Honda - Go Pink Racing	1:57.898	14	14	10.213	0.373	86.17
20	66	S	10 Annabel THOMAS	GBR	Honda - Four Anjels Racing	2:01.676	8	9	13.991	3.778	83.50
21	56	S	11 Bradley WILSON	GBR	Honda - B.Wilson Racing	2:02.741	13	13	15.056	1.065	82.77

CLASS "" - QUALIFYING LAPTIME (110.0% of 1:47.685) = 1:58.453
 CLASS "S" - QUALIFYING LAPTIME (110.0% of 1:51.948) = 2:03.142

22	48		11 Sharni PINFOLD	AUS	Honda - City Lifting/RS Racing	2:00.051	13	14	12.366		84.63
----	----	--	-------------------	-----	--------------------------------	----------	----	----	--------	--	-------

Weather / Track : Cloudy / Dry

These results are provisional until the conclusion of any judicial and technical matters.

Assen

Circuit Length = 2.8222 miles

Start: 09:00 Flag 09:30 End: 09:32

Race Director :	Stewards :	Timekeeper :
-----------------	------------	--------------

Results can be found at www.britishsuperbike.com

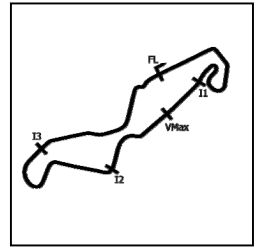
Printed - 09:33 Friday, 20 September 2019

MCRCB BULLETIN TK002

2019 Bennetts British Superbike Championship - Stena Line Round 10

2019 HEL Performance British Motostar Championship

FREE PRACTICE 1 - SECTOR ANALYSIS



SECTOR 1 = FL to I1, SECTOR 2 = I1 to I2 SECTOR 3 = I2 to I3, SECTOR 4 = I3 to FL, DIFF = Difference To Personal Best Lap, P = Crossed Finish Line in Pit Lane, D = Time Disallowed

P1 96		Brandon PAASCH				KTM - FPW Racing				
IDEAL LAP TIME : 1:47.539		BEST LAP TIME : 1:47.685				DIFFERENCE : 0.146				
LAP	SECTOR 1	SECTOR 2	SECTOR 3	SECTOR 4	SPEED TRAP	LAP TIME	MPH	DIFF	TIME OF DAY	
1-	OUTLAP	18.326	33.181	26.845	104.7	127.5			09:02:47.658	
2-	37.267	17.763	31.762	25.810	108.3	129.5	1:52.602	90.23	4.917	09:04:40.260
3-	36.368	17.458	32.227	25.907	107.2	129.5	1:51.960	90.74	4.275	09:06:32.220
4-	37.095	17.527	31.100	25.407	107.2	128.5	1:51.129	91.42	3.444	09:08:23.349
5-	35.728	17.573	30.989	25.158	108.0	128.3	1:49.448	92.83	1.763	09:10:12.797
6-	35.401	17.533	30.725	25.365	106.0	128.5	1:49.024	93.19	1.339	09:12:01.821
7-	37.756	17.351	30.762	25.777	108.0	129.3	1:51.646	91.00	3.961	09:13:53.467
8-	35.531	17.215	30.196	IN PIT		129.3	1:57.799	P 86.25	10.114	09:15:51.266
9-	OUTLAP	17.728	31.347	25.698	107.5	127.3	6:52.036	24.65	5:04.351	09:22:43.302
10-	35.595	17.338	30.517	25.050	109.6	128.8	1:48.500	93.64	0.815	09:24:31.802
11-	35.304	17.286	30.244	25.059	108.5	128.3	1:47.893	(2) 94.16	0.208	09:26:19.695
12-	35.324	17.136	30.220	25.232	108.5	128.8	1:47.912	(3) 94.15	0.227	09:28:07.607
13-	35.389	17.402	30.679	25.616	108.5	127.8	1:49.086	93.13	1.401	09:29:56.693
14-	35.414	17.172	30.099	25.000	108.0	128.3	1:47.685	(1) 94.35		09:31:44.378

P2 70		Joshua WHATLEY				KTM - KRP				
IDEAL LAP TIME : 1:47.755		BEST LAP TIME : 1:47.883				DIFFERENCE : 0.128				
LAP	SECTOR 1	SECTOR 2	SECTOR 3	SECTOR 4	SPEED TRAP	LAP TIME	MPH	DIFF	TIME OF DAY	
1-	OUTLAP	18.785	32.506	26.926	108.3	126.6				09:02:47.094
2-	37.201	17.643	31.891	26.172	108.5	129.5	1:52.907	89.98	5.024	09:04:40.001
3-	36.211	17.556	33.433	25.716	109.6	129.3	1:52.916	89.97	5.033	09:06:32.917
4-	36.623	17.467	31.108	25.610	109.6	128.0	1:50.808	91.69	2.925	09:08:23.725
5-	35.691	17.316	31.276	25.231	109.6	132.1	1:49.514	92.77	1.631	09:10:13.239
6-	35.459	17.219	30.883	25.206	110.4	131.3	1:48.767	93.41	0.884	09:12:02.006
7-	35.550	17.789	31.768	25.812	107.8	131.8	1:50.919	91.59	3.036	09:13:52.925
8-	35.413	17.329	30.491	25.300	109.3	129.8	1:48.533	93.61	0.650	09:15:41.458
9-	35.370	17.227	30.521	25.399	108.3	129.8	1:48.517	93.62	0.634	09:17:29.975
10-	35.183	17.240	30.583	25.150	109.3	130.0	1:48.156	(3) 93.93	0.273	09:19:18.131
11-	36.297	17.989	32.374	IN PIT		124.2	2:07.360	P 79.77	19.477	09:21:25.491
12-	OUTLAP	17.208	31.141	25.474	106.7	131.8	3:09.775	53.53	1:21.892	09:24:35.266
13-	35.261	17.070	30.437	25.115	108.5	131.0	1:47.883	(1) 94.17		09:26:23.149
14-	35.270	17.086	30.387	25.297	108.8	131.3	1:48.040	(2) 94.04	0.157	09:28:11.189
15-	36.477	17.256	30.903	25.463	107.8	131.3	1:50.099	92.28	2.216	09:30:01.288
16-	35.712	17.434	30.584	25.580	109.1	130.0	1:49.310	92.94	1.427	09:31:50.598

P3 64		Asher DURHAM				Mahindra - Microlise Cresswell Racing				
IDEAL LAP TIME : 1:47.927		BEST LAP TIME : 1:47.965				DIFFERENCE : 0.038				
LAP	SECTOR 1	SECTOR 2	SECTOR 3	SECTOR 4	SPEED TRAP	LAP TIME	MPH	DIFF	TIME OF DAY	
1-	OUTLAP	18.878	32.803	27.070	102.6	125.9				09:10:07.285
2-	39.176	22.006	31.911	26.072	107.2	87.3	1:59.165	85.26	11.200	09:12:06.450
3-	36.506	17.584	31.719	26.283	107.2	128.0	1:52.092	90.64	4.127	09:13:58.542
4-	36.291	17.657	31.396	26.159	105.0	127.3	1:51.503	91.12	3.538	09:15:50.045
5-	36.590	17.735	31.577	25.668	107.5	127.0	1:51.570	91.06	3.605	09:17:41.615
6-	36.049	17.646	30.956	25.482	107.2	127.0	1:50.133	92.25	2.168	09:19:31.748
7-	35.938	17.519	30.725	25.330	107.2	127.3	1:49.512	92.77	1.547	09:21:21.260
8-	35.943	17.415	31.051	25.313	107.5	127.8	1:49.722	92.59	1.757	09:23:10.982
9-	35.829	17.460	30.665	25.758	107.0	126.6	1:49.712	92.60	1.747	09:25:00.694
10-	35.551	17.350	30.313	25.315	107.8	127.5	1:48.529	(2) 93.61	0.564	09:26:49.223
11-	35.454	17.527	30.428	25.161	106.7	125.9	1:48.570	(3) 93.58	0.605	09:28:37.793
12-	35.404	17.292	30.351	24.918	108.3	127.0	1:47.965	(1) 94.10		09:30:25.758

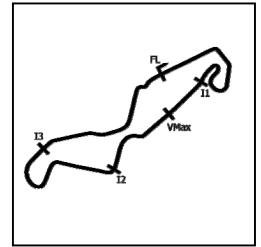
Weather / Track : Cloudy / Dry

Assen

Circuit Length = 2.8222 miles

Start: 09:00 Flag 09:30 End: 09:32

FREE PRACTICE 1 - SECTOR ANALYSIS



SECTOR 1 = FL to I1, SECTOR 2 = I1 to I2 SECTOR 3 = I2 to I3, SECTOR 4 = I3 to FL, DIFF = Difference To Personal Best Lap, P = Crossed Finish Line in Pit Lane, D = Time Disallowed

P4 21		Jerry van de BUNT				KTM - Raha61/LJ-Racing					
IDEAL LAP TIME : 1:48.189		BEST LAP TIME : 1:48.310				DIFFERENCE : 0.121					
LAP	SECTOR 1	SECTOR 2	SECTOR 3	SECTOR 4	SPEED TRAP	LAP TIME	MPH	DIFF	TIME OF DAY		
1-	OUTLAP	18.195	32.246	26.819	106.0	128.0			09:02:45.210		
2-	36.326	17.648	31.516	25.608	108.0	129.3	1:51.098	91.45	2.788	09:04:36.308	
3-	40.279	17.698	33.114	25.751	109.6	127.8	1:56.842	86.95	8.532	09:06:33.150	
4-	37.478	17.436	31.250	25.266	109.9	129.5	1:51.430	91.17	3.120	09:08:24.580	
5-	35.741	17.376	31.285	25.261	107.5	129.8	1:49.663	(2)	92.64	1.353	09:10:14.243
6-	35.378	17.193	30.739	25.000	109.6	129.5	1:48.310	(1)	93.80		09:12:02.553
7-	35.710	17.433	31.614	25.925	107.2	130.3	1:50.682	(3)	91.79	2.372	09:13:53.235
8-	36.387	17.201	30.618	IN PIT		129.8	1:59.593	P	84.95	11.283	09:15:52.828
9-	OUTLAP	17.685	32.219	IN PIT		128.0	3:22.023	P	50.29	1:33.713	09:19:14.851

P5 23		Ryan van de LAGEMAAT				KTM - Qnium Racing					
IDEAL LAP TIME : 1:48.231		BEST LAP TIME : 1:48.450				DIFFERENCE : 0.219					
LAP	SECTOR 1	SECTOR 2	SECTOR 3	SECTOR 4	SPEED TRAP	LAP TIME	MPH	DIFF	TIME OF DAY		
1-	OUTLAP	18.690	34.387	26.994	104.5	125.4			09:03:44.786		
2-	37.413	18.074	32.763	26.320	106.5	129.0	1:54.570	88.68	6.120	09:05:39.356	
3-	36.688	17.811	32.022	26.002	106.2	129.5	1:52.523	90.29	4.073	09:07:31.879	
4-	38.236	20.027	34.667	IN PIT		110.0	2:08.918	P	78.81	20.468	09:09:40.797
5-	OUTLAP	18.460	32.353	25.827	108.3	126.1	2:42.963	62.34	54.513	09:12:23.760	
6-	36.148	17.390	31.519	25.650	108.5	132.8	1:50.707	91.77	2.257	09:14:14.467	
7-	36.012	17.475	31.261	25.629	108.3	131.0	1:50.377	92.04	1.927	09:16:04.844	
8-	35.750	17.637	30.997	25.500	108.5	129.8	1:49.884	92.46	1.434	09:17:54.728	
9-	35.843	17.926	32.065	IN PIT		129.3	2:01.842	P	83.38	13.392	09:19:56.570
10-	OUTLAP	17.819	31.574	26.328	108.0	128.8	2:47.182	60.77	58.732	09:22:43.752	
11-	35.720	17.431	30.817	25.111	109.6	132.1	1:49.079	(3)	93.14	0.629	09:24:32.831
12-	35.395	17.341	30.646	25.068	110.1	131.3	1:48.450	(1)	93.68		09:26:21.281
13-	35.227	17.497	31.963	25.377	109.6	132.3	1:50.064	92.31	1.614	09:28:11.345	
14-	36.385	17.327	30.979	25.317	107.2	131.0	1:50.008	92.35	1.558	09:30:01.353	
15-	35.561	17.365	30.609	25.092	108.8	130.3	1:48.627	(2)	93.53	0.177	09:31:49.980

P6 14		Jack NIXON				KTM - Santander Salt					
IDEAL LAP TIME : 1:48.606		BEST LAP TIME : 1:48.606				DIFFERENCE : 0.000					
LAP	SECTOR 1	SECTOR 2	SECTOR 3	SECTOR 4	SPEED TRAP	LAP TIME	MPH	DIFF	TIME OF DAY		
1-	OUTLAP	19.288	34.033	27.806	107.8	124.5			09:03:57.077		
2-	37.735	18.330	32.718	26.473	107.8	127.3	1:55.256	88.15	6.650	09:05:52.333	
3-	35.983	17.843	32.024	26.462	108.5	129.3	1:52.312	90.46	3.706	09:07:44.645	
4-	36.359	18.407	32.154	26.363	109.1	128.8	1:53.283	89.68	4.677	09:09:37.928	
5-	36.493	17.972	31.703	26.027	108.8	128.5	1:52.195	90.55	3.589	09:11:30.123	
6-	35.967	17.725	31.636	25.711	109.9	129.0	1:51.039	91.50	2.433	09:13:21.162	
7-	37.588	19.560	34.198	IN PIT		116.5	2:08.882	P	78.83	20.276	09:15:30.044
8-	OUTLAP	19.832	33.797	27.350	107.0	117.1	7:05.500	23.87	5:16.894	09:22:35.544	
9-	37.383	18.656	32.756	27.088	108.8	123.1	1:55.883	87.67	7.277	09:24:31.427	
10-	36.135	17.336	30.959	25.343	110.1	130.0	1:49.773	(2)	92.55	1.167	09:26:21.200
11-	35.685	17.543	31.136	25.788	109.6	131.5	1:50.152	(3)	92.23	1.546	09:28:11.352
12-	36.544	17.291	31.086	25.444	109.6	131.8	1:50.365	92.05	1.759	09:30:01.717	
13-	35.429	17.260	30.899	25.018	109.6	131.0	1:48.606	(1)	93.55		09:31:50.323

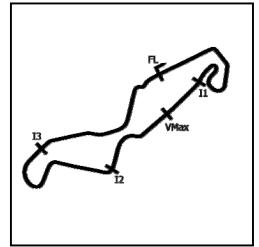
P7 11		Dan JONES				KTM - City Lifting/RS Racing					
IDEAL LAP TIME : 1:48.706		BEST LAP TIME : 1:48.706				DIFFERENCE : 0.000					
LAP	SECTOR 1	SECTOR 2	SECTOR 3	SECTOR 4	SPEED TRAP	LAP TIME	MPH	DIFF	TIME OF DAY		
1-	OUTLAP	17.849	31.698	25.958	106.7	129.0			09:04:01.497		
2-	36.004	17.395	31.067	25.605	107.2	129.5	1:50.071	(2)	92.30	1.365	09:05:51.568
3-	35.490	17.241	30.752	25.223	106.7	129.0	1:48.706	(1)	93.46		09:07:40.274

MCRCB BULLETIN TK002

2019 Bennetts British Superbike Championship - Stena Line Round 10

2019 HEL Performance British Motostar Championship

FREE PRACTICE 1 - SECTOR ANALYSIS



SECTOR 1 = FL to I1, SECTOR 2 = I1 to I2 SECTOR 3 = I2 to I3, SECTOR 4 = I3 to FL, DIFF = Difference To Personal Best Lap, P = Crossed Finish Line in Pit Lane, D = Time Disallowed

P8 99		Jamie DAVIS			KTM - FPW Racing					
IDEAL LAP TIME : 1:49.742		BEST LAP TIME : 1:49.986			DIFFERENCE : 0.244					
LAP	SECTOR 1	SECTOR 2	SECTOR 3	SECTOR 4	SPEED TRAP	LAP TIME	MPH	DIFF	TIME OF DAY	
1-	OUTLAP	18.669	34.811	27.484	105.7	125.6			09:02:52.018	
2-	37.792	17.893	33.199	26.643	107.0	128.8	1:55.527	87.94	5.541	09:04:47.545
3-	37.024	17.991	32.498	26.460	107.2	128.8	1:53.973	89.14	3.987	09:06:41.518
4-	36.885	17.705	32.423	27.213	105.2	128.8	1:54.226	88.94	4.240	09:08:35.744
5-	36.779	18.358	32.312	26.304	107.0	130.3	1:53.753	89.31	3.767	09:10:29.497
6-	37.352	17.966	32.174	26.280	106.7	126.1	1:53.772	89.30	3.786	09:12:23.269
7-	36.459	17.876	31.619	25.913	107.8	128.8	1:51.867	90.82	1.881	09:14:15.136
8-	36.432	17.600	31.745	IN PIT		130.3	2:02.460	P	12.474	09:16:17.596
9-	OUTLAP	17.920	31.938	25.889	108.0	127.8	6:26.846	26.26	4:36.860	09:22:44.442
10-	36.187	17.560	31.607	25.688	108.3	129.5	1:51.042	91.49	1.056	09:24:35.484
11-	35.841	17.383	31.205	25.557	108.0	129.5	1:49.986 (1)	92.37		09:26:25.470
12-	35.660	17.489	31.178	25.742	107.8	129.5	1:50.069 (2)	92.30	0.083	09:28:15.539
13-	35.906	17.553	31.142	25.603	108.3	129.8	1:50.204 (3)	92.19	0.218	09:30:05.743

P9 45		Scott SWANN			IFS KTM - IFS Team Swann Racing					
IDEAL LAP TIME : 1:50.129		BEST LAP TIME : 1:50.592			DIFFERENCE : 0.463					
LAP	SECTOR 1	SECTOR 2	SECTOR 3	SECTOR 4	SPEED TRAP	LAP TIME	MPH	DIFF	TIME OF DAY	
1-	OUTLAP	18.519	34.131	26.956	107.2	126.8			09:05:06.300	
2-	38.517	17.985	32.980	26.953	108.8	128.0	1:56.435	87.26	5.843	09:07:02.735
3-	37.546	17.967	32.416	26.151	108.5	128.3	1:54.080	89.06	3.488	09:08:56.815
4-	37.199	17.778	32.346	26.158	109.1	129.0	1:53.481	89.53	2.889	09:10:50.296
5-	37.012	17.833	32.154	26.284	109.9	128.8	1:53.283	89.68	2.691	09:12:43.579
6-	36.980	17.849	31.916	26.025	108.8	128.5	1:52.770	90.09	2.178	09:14:36.349
7-	36.851	17.681	32.032	26.060	108.8	128.3	1:52.624	90.21	2.032	09:16:28.973
8-	36.839	17.645	31.967	25.973	109.3	128.0	1:52.424	90.37	1.832	09:18:21.397
9-	37.214	18.075	32.821	26.000	108.3	129.8	1:54.110	89.03	3.518	09:20:15.507
10-	36.694	17.939	31.617	25.519	109.3	129.8	1:51.769	90.90	1.177	09:22:07.276
11-	36.319	17.955	31.786	25.926	107.8	129.8	1:51.986	90.72	1.394	09:23:59.262
12-	36.424	17.531	31.423	25.786	109.6	128.5	1:51.164	91.39	0.572	09:25:50.426
13-	36.274	17.561	31.394	25.691	108.5	128.5	1:50.920 (3)	91.59	0.328	09:27:41.346
14-	36.518	17.479	31.395	25.402	109.6	129.0	1:50.794 (2)	91.70	0.202	09:29:32.140
15-	36.514	17.355	31.098	25.625	109.1	130.0	1:50.592 (1)	91.87		09:31:22.732

P10 7		Edmund BEST			KTM - SymCirrus Motorsport					
IDEAL LAP TIME : 1:50.572		BEST LAP TIME : 1:50.820			DIFFERENCE : 0.248					
LAP	SECTOR 1	SECTOR 2	SECTOR 3	SECTOR 4	SPEED TRAP	LAP TIME	MPH	DIFF	TIME OF DAY	
1-	OUTLAP	18.769	34.017	27.279	105.2	124.0			09:05:06.696	
2-	38.054	18.277	32.844	26.643	105.2	124.9	1:55.818	87.72	4.998	09:07:02.514
3-	37.280	18.205	31.934	26.263	105.2	124.9	1:53.682	89.37	2.862	09:08:56.196
4-	36.861	17.950	31.863	26.349	104.7	125.4	1:53.023	89.89	2.203	09:10:49.219
5-	36.570	17.899	31.541	26.258	105.5	125.9	1:52.268	90.49	1.448	09:12:41.487
6-	36.413	17.910	31.588	26.171	104.7	125.6	1:52.082	90.64	1.262	09:14:33.569
7-	36.428	17.780	31.341	26.083	106.2	125.9	1:51.632	91.01	0.812	09:16:25.201
8-	36.291	18.002	31.615	IN PIT		123.3	1:56.976	P	6.156	09:18:22.177
9-	OUTLAP	17.939	31.415	26.137	104.5	125.6	3:49.445	44.28	1:58.625	09:22:11.622
10-	36.103	17.755	31.111	26.341	105.5	125.2	1:51.310	91.27	0.490	09:24:02.932
11-	35.886	17.813	31.153	26.009	105.7	125.9	1:50.861 (2)	91.64	0.041	09:25:53.793
12-	36.130	17.803	31.227	25.910	105.2	125.4	1:51.070 (3)	91.47	0.250	09:27:44.863
13-	35.996	17.795	31.191	25.838	106.5	125.2	1:50.820 (1)	91.68		09:29:35.683
14-	35.868	17.778	31.387	26.228	104.5	126.1	1:51.261	91.31	0.441	09:31:26.944

Weather / Track : Cloudy / Dry

Assen

Circuit Length = 2.8222 miles

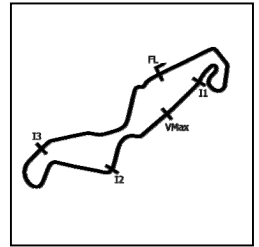
Start: 09:00 Flag 09:30 End: 09:32

MCRCB BULLETIN TK002

2019 Bennetts British Superbike Championship - Stena Line Round 10

2019 HEL Performance British Motostar Championship

FREE PRACTICE 1 - SECTOR ANALYSIS



SECTOR 1 = FL to I1, SECTOR 2 = I1 to I2 SECTOR 3 = I2 to I3, SECTOR 4 = I3 to FL, DIFF = Difference To Personal Best Lap, P = Crossed Finish Line in Pit Lane, D = Time Disallowed

P11 72 S		Cameron HORSMAN				Honda - Nova Racing/SP 125				
IDEAL LAP TIME : 1:51.652		BEST LAP TIME : 1:51.948		DIFFERENCE : 0.296						
LAP	SECTOR 1	SECTOR 2	SECTOR 3	SECTOR 4	SPEED TRAP	LAP TIME	MPH	DIFF	TIME OF DAY	
1-	OUTLAP	19.029	34.640	27.664	100.9	120.4			09:02:52.322	
2-	39.428	21.276	32.255	26.234	100.9	92.8	1:59.193	85.24	7.245	09:04:51.515
3-	37.257	18.422	32.327	26.445	100.9	118.9	1:54.451	88.77	2.503	09:06:45.966
4-	36.997	18.442	32.435	26.084	102.6	120.2	1:53.958	89.15	2.010	09:08:39.924
5-	36.883	18.674	31.803	26.092	102.8	121.1	1:53.452	89.55	1.504	09:10:33.376
6-	37.049	18.061	32.425	IN PIT		121.5	2:02.452	P 82.97	10.504	09:12:35.828
7-	OUTLAP	18.584	32.034	26.225	102.1	116.9	3:41.381	45.89	1:49.433	09:16:17.209
8-	36.516	18.275	32.108	26.003	102.1	119.6	1:52.902	89.99	0.954	09:18:10.111
9-	36.881	18.859	31.922	27.295	102.1	119.4	1:54.957	88.38	3.009	09:20:05.068
10-	37.084	18.331	31.672	25.952	102.8	123.3	1:53.039	89.88	1.091	09:21:58.107
11-	36.845	18.420	31.719	26.049	101.9	118.7	1:53.033	89.88	1.085	09:23:51.140
12-	36.587	18.252	31.643	25.910	102.8	119.1	1:52.392	(3) 90.39	0.444	09:25:43.532
13-	36.991	18.398	31.685	26.040	102.3	120.6	1:53.114	89.82	1.166	09:27:36.646
14-	36.392	18.241	31.426	25.889	103.0	118.7	1:51.948	(1) 90.75		09:29:28.594
15-	36.276	18.220	31.531	25.950	102.6	118.9	1:51.977	(2) 90.73	0.029	09:31:20.571

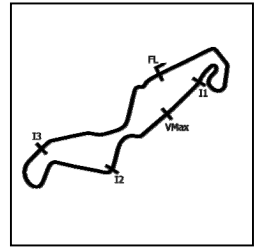
P12 19 S		Scott OGDEN				Honda - Premium Motorhomes Scott Ogden Racing				
IDEAL LAP TIME : 1:51.722		BEST LAP TIME : 1:52.064		DIFFERENCE : 0.342						
LAP	SECTOR 1	SECTOR 2	SECTOR 3	SECTOR 4	SPEED TRAP	LAP TIME	MPH	DIFF	TIME OF DAY	
1-	OUTLAP	20.534	36.233	31.023	99.8	116.5			09:02:46.172	
2-	38.571	18.980	33.290	27.592	100.9	120.2	1:58.433	85.78	6.369	09:04:44.605
3-	38.020	18.884	33.070	27.414	101.9	119.4	1:57.388	86.55	5.324	09:06:41.993
4-	37.500	18.726	33.086	27.095	101.9	120.2	1:56.407	87.28	4.343	09:08:38.400
5-	37.565	19.806	32.864	26.666	101.6	117.1	1:56.901	86.91	4.837	09:10:35.301
6-	37.098	18.462	31.769	27.284	101.2	119.6	1:54.613	88.64	2.549	09:12:29.914
7-	37.017	18.433	32.078	26.747	100.7	119.8	1:54.275	88.90	2.211	09:14:24.189
8-	36.885	18.341	31.898	26.364	103.0	120.2	1:53.488	89.52	1.424	09:16:17.677
9-	36.404	18.243	32.007	26.206	101.9	120.2	1:52.860	(3) 90.02	0.796	09:18:10.537
10-	36.581	18.185	31.379	27.410	102.6	121.1	1:53.555	89.47	1.491	09:20:04.092
11-	36.501	18.449	31.632	26.296	101.9	118.7	1:52.878	90.01	0.814	09:21:56.970
12-	38.532	18.298	31.977	26.313	102.1	120.0	1:55.120	88.25	3.056	09:23:52.090
13-	36.343	18.387	31.319	26.015	103.3	119.4	1:52.064	(1) 90.66		09:25:44.154
14-	36.611	18.517	32.245	26.972	103.0	121.1	1:54.345	88.85	2.281	09:27:38.499
15-	37.091	18.449	31.464	26.254	101.9	119.6	1:53.258	89.70	1.194	09:29:31.757
16-	36.568	18.317	31.179	26.077	102.1	118.9	1:52.141	(2) 90.60	0.077	09:31:23.898

P13 16 S		Harvey CLARIDGE				Honda - Nova Racing/SP 125				
IDEAL LAP TIME : 1:52.644		BEST LAP TIME : 1:52.909		DIFFERENCE : 0.265						
LAP	SECTOR 1	SECTOR 2	SECTOR 3	SECTOR 4	SPEED TRAP	LAP TIME	MPH	DIFF	TIME OF DAY	
1-	OUTLAP	19.363	34.620	28.350	98.7	120.6			09:02:53.451	
2-	39.648	19.152	33.032	27.613	98.3	118.3	1:59.445	85.06	6.536	09:04:52.896
3-	37.922	18.833	32.602	26.989	101.9	119.8	1:56.346	87.32	3.437	09:06:49.242
4-	37.758	18.724	32.676	26.984	101.4	119.4	1:56.142	87.48	3.233	09:08:45.384
5-	37.570	18.646	31.922	27.343	100.3	119.8	1:55.481	87.98	2.572	09:10:40.865
6-	37.372	18.505	32.087	26.771	100.7	119.1	1:54.735	88.55	1.826	09:12:35.600
7-	37.170	18.395	31.790	26.622	101.6	119.6	1:53.977	89.14	1.068	09:14:29.577
8-	37.179	18.465	31.652	26.645	101.4	119.6	1:53.941	89.17	1.032	09:16:23.518
9-	36.926	18.365	31.716	26.544	100.3	119.8	1:53.551	89.47	0.642	09:18:17.069
10-	37.666	18.388	31.682	26.836	101.9	119.4	1:54.572	88.67	1.663	09:20:11.641
11-	36.919	18.452	31.611	26.643	102.1	118.9	1:53.625	89.41	0.716	09:22:05.266
12-	37.147	18.798	31.990	26.497	102.8	121.1	1:54.432	88.78	1.523	09:23:59.698
13-	36.627	18.205	31.605	26.472	100.0	120.6	1:52.909	(1) 89.98		09:25:52.607
14-	37.209	18.345	31.481	26.363	100.9	120.9	1:53.398	89.59	0.489	09:27:46.005
15-	36.885	18.221	31.493	26.559	101.4	120.6	1:53.158	(3) 89.78	0.249	09:29:39.163
16-	36.809	18.281	31.449	26.435	102.6	119.8	1:52.974	(2) 89.93	0.065	09:31:32.137

Weather / Track : Cloudy / Dry

Assen
Circuit Length = 2.8222 miles
Start: 09:00 Flag 09:30 End: 09:32

FREE PRACTICE 1 - SECTOR ANALYSIS



SECTOR 1 = FL to I1, SECTOR 2 = I1 to I2 SECTOR 3 = I2 to I3, SECTOR 4 = I3 to FL, DIFF = Difference To Personal Best Lap, P = Crossed Finish Line in Pit Lane, D = Time Disallowed

P14		17 S		Franco BOURNE		Honda - Franco Bourne / SP125				
IDEAL LAP TIME : 1:53.078		BEST LAP TIME : 1:53.078		DIFFERENCE : 0.000						
LAP	SECTOR 1	SECTOR 2	SECTOR 3	SECTOR 4	SPEED TRAP	LAP TIME	MPH	DIFF	TIME OF DAY	
1-	OUTLAP	19.673	35.107	29.068	96.4	114.3			09:02:27.227	
2-	38.663	18.830	32.923	28.161	93.2	117.9	1:58.577	85.68	5.499	09:04:25.804
3-	38.314	19.551	32.007	27.289	99.4	118.3	1:57.161	86.71	4.083	09:06:22.965
4-	37.489	18.692	31.955	26.952	100.5	117.5	1:55.088	88.28	2.010	09:08:18.053
5-	40.607	20.399	33.594	IN PIT		106.0	2:10.648	P 77.76	17.570	09:10:28.701
6-	OUTLAP	18.888	32.169	26.930	99.6	117.3	2:42.560	62.50	49.482	09:13:11.261
7-	37.182	18.550	31.544	26.609	99.4	117.5	1:53.885	(3) 89.21	0.807	09:15:05.146
8-	36.869	18.423	31.259	26.527	100.5	117.5	1:53.078	(1) 89.85		09:16:58.224
9-	36.963	18.484	31.745	26.584	100.0	116.9	1:53.776	(2) 89.29	0.698	09:18:52.000
10-	51.228	19.847	32.378	IN PIT		110.5	2:17.221	P 74.04	24.143	09:21:09.221

P15		5 S		Osian JONES		Honda - SymCirrus Motorsport				
IDEAL LAP TIME : 1:53.887		BEST LAP TIME : 1:54.142		DIFFERENCE : 0.255						
LAP	SECTOR 1	SECTOR 2	SECTOR 3	SECTOR 4	SPEED TRAP	LAP TIME	MPH	DIFF	TIME OF DAY	
1-	OUTLAP	19.678	34.439	29.433	104.2	123.8				09:04:34.627
2-	39.520	19.299	33.660	28.335	105.0	124.2	2:00.814	84.09	6.672	09:06:35.441
3-	38.528	18.833	33.138	28.259	105.2	126.8	1:58.758	85.55	4.616	09:08:34.199
4-	37.912	19.187	32.729	27.748	105.0	125.6	1:57.576	86.41	3.434	09:10:31.775
5-	37.862	18.617	32.440	IN PIT		125.6	2:06.964	P 80.02	12.822	09:12:38.739
6-	OUTLAP	18.868	33.617	28.361	104.2	124.2	5:13.211	32.43	3:19.069	09:17:51.950
7-	39.113	19.304	32.978	27.969	104.7	121.5	1:59.364	85.11	5.222	09:19:51.314
8-	37.950	19.075	32.865	27.637	104.5	123.3	1:57.527	86.44	3.385	09:21:48.841
9-	37.684	18.825	32.609	27.561	104.5	124.0	1:56.679	87.07	2.537	09:23:45.520
10-	38.087	19.032	32.643	27.521	104.2	121.7	1:57.283	86.62	3.141	09:25:42.803
11-	37.375	18.842	32.164	27.111	105.2	123.8	1:55.492	(3) 87.97	1.350	09:27:38.295
12-	37.753	18.651	31.687	27.030	104.7	120.2	1:55.121	(2) 88.25	0.979	09:29:33.416
13-	36.899	18.421	31.942	26.880	105.2	125.6	1:54.142	(1) 89.01		09:31:27.558

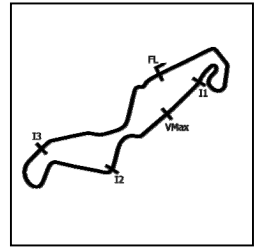
P16		37 S		Corey TINKER		Honda - Microlise Cresswell Racing				
IDEAL LAP TIME : 1:54.527		BEST LAP TIME : 1:54.663		DIFFERENCE : 0.136						
LAP	SECTOR 1	SECTOR 2	SECTOR 3	SECTOR 4	SPEED TRAP	LAP TIME	MPH	DIFF	TIME OF DAY	
1-	OUTLAP	21.794	35.679	30.180	98.3	116.3				09:03:12.638
2-	39.355	21.059	34.489	29.319	99.6	118.3	2:04.222	81.79	9.559	09:05:16.860
3-	39.016	20.466	34.070	28.913	99.6	115.7	2:02.465	82.96	7.802	09:07:19.325
4-	38.291	20.095	33.872	28.399	100.3	115.3	2:00.657	84.20	5.994	09:09:19.982
5-	38.051	19.633	33.666	28.518	99.8	115.3	1:59.868	84.76	5.205	09:11:19.850
6-	38.347	19.553	33.414	28.092	99.6	115.7	1:59.406	85.08	4.743	09:13:19.256
7-	37.852	19.393	33.426	IN PIT		115.7	2:14.208	P 75.70	19.545	09:15:33.464
8-	OUTLAP	19.440	33.425	27.988	100.7	117.7	4:47.767	35.30	2:53.104	09:20:21.231
9-	38.207	19.166	33.037	27.643	99.8	117.5	1:58.053	86.06	3.390	09:22:19.284
10-	37.544	19.213	32.973	27.345	101.2	116.7	1:57.075	86.78	2.412	09:24:16.359
11-	38.003	19.024	32.610	27.335	100.9	116.9	1:56.972	86.85	2.309	09:26:13.331
12-	36.934	19.085	32.095	27.601	100.0	117.3	1:55.715	(3) 87.80	1.052	09:28:09.046
13-	36.740	18.955	32.124	26.844	100.9	116.9	1:54.663	(1) 88.60		09:30:03.709
14-	36.864	18.868	32.075	27.343	99.6	116.7	1:55.150	(2) 88.23	0.487	09:31:58.859

MCRCB BULLETIN TK002

2019 Bennetts British Superbike Championship - Stena Line Round 10

2019 HEL Performance British Motostar Championship

FREE PRACTICE 1 - SECTOR ANALYSIS



SECTOR 1 = FL to I1, SECTOR 2 = I1 to I2 SECTOR 3 = I2 to I3, SECTOR 4 = I3 to FL, DIFF = Difference To Personal Best Lap, P = Crossed Finish Line in Pit Lane, D = Time Disallowed

P17 57 S		Josh HIATT		Honda - Sorrymate.com						
IDEAL LAP TIME : 1:55.669		BEST LAP TIME : 1:55.985		DIFFERENCE : 0.316						
LAP	SECTOR 1	SECTOR 2	SECTOR 3	SECTOR 4	SPEED TRAP	LAP TIME	MPH	DIFF	TIME OF DAY	
1-	OUTLAP	21.274	35.457	29.115	97.6	112.9			09:02:13.834	
2-	40.439	19.800	34.085	28.558	98.1	115.7	2:02.882	82.68	6.897	09:04:16.716
3-	39.283	20.029	33.997	27.639	99.6	114.5	2:00.948	84.00	4.963	09:06:17.664
4-	38.227	19.897	33.562	27.815	97.6	115.1	1:59.501	85.02	3.516	09:08:17.165
5-	38.594	20.174	33.139	27.465	99.4	115.1	1:59.372	85.11	3.387	09:10:16.537
6-	37.752	19.577	33.165	27.410	99.6	115.7	1:57.904	86.17	1.919	09:12:14.441
7-	37.745	19.214	33.091	27.470	99.6	116.1	1:57.520	86.45	1.535	09:14:11.961
8-	37.979	19.057	32.871	27.402	98.7	116.7	1:57.309	86.61	1.324	09:16:09.270
9-	37.678	19.183	32.628	27.045	99.4	115.9	1:56.534	87.18	0.549	09:18:05.804
10-	38.303	19.316	32.803	IN PIT		115.5	2:07.092	P 79.94	11.107	09:20:12.896
11-	OUTLAP	19.499	32.729	27.166	100.0	114.3	3:01.429	56.00	1:05.444	09:23:14.325
12-	37.410	19.049	32.720	27.259	100.5	115.9	1:56.438	(2) 87.25	0.453	09:25:10.763
13-	37.688	19.086	32.664	27.141	99.8	116.1	1:56.579	87.15	0.594	09:27:07.342
14-	37.577	19.082	32.639	27.203	98.5	115.5	1:56.501	(3) 87.21	0.516	09:29:03.843
15-	37.598	18.992	32.222	27.173	100.0	115.3	1:55.985	(1) 87.59		09:30:59.828

P18 35 S		Jeremy KNIGHT		Honda - Jeremy Knight Racing / SP125						
IDEAL LAP TIME : 1:56.893		BEST LAP TIME : 1:57.525		DIFFERENCE : 0.632						
LAP	SECTOR 1	SECTOR 2	SECTOR 3	SECTOR 4	SPEED TRAP	LAP TIME	MPH	DIFF	TIME OF DAY	
1-	OUTLAP	20.250	34.586	29.201	97.4	112.9			09:02:27.726	
2-	39.429	19.692	33.908	28.616	97.0	114.7	2:01.645	83.52	4.120	09:04:29.371
3-	38.725	19.202	34.143	29.343	97.4	117.3	2:01.413	83.68	3.888	09:06:30.784
4-	39.615	19.591	33.121	28.430	96.8	114.5	2:00.757	84.13	3.232	09:08:31.541
5-	38.785	19.745	33.810	28.303	99.1	115.1	2:00.643	84.21	3.118	09:10:32.184
6-	38.127	18.785	32.811	28.061	97.6	118.5	1:57.784	(2) 86.26	0.259	09:12:29.968
7-	38.278	19.225	33.096	IN PIT		115.9	2:08.123	P 79.30	10.598	09:14:38.091
8-	OUTLAP	19.562	33.435	27.763	98.3	114.3	3:40.860	46.00	1:43.335	09:18:18.951
9-	38.742	19.034	33.048	27.548	97.6	117.1	1:58.372	85.83	0.847	09:20:17.323
10-	38.134	19.176	32.433	27.782	99.1	114.3	1:57.525	(1) 86.45		09:22:14.848
11-	38.773	19.186	32.587	27.763	97.6	115.5	1:58.309	85.87	0.784	09:24:13.157
12-	38.637	19.108	32.928	27.855	96.6	114.5	1:58.528	85.71	1.003	09:26:11.685
13-	38.464	19.389	32.516	27.807	97.8	114.5	1:58.176	(3) 85.97	0.651	09:28:09.861
14-	38.630	19.112	32.654	27.896	94.5	116.5	1:58.292	85.89	0.767	09:30:08.153

P19 18 S		Jodie FIELDHOUSE		Honda - Go Pink Racing						
IDEAL LAP TIME : 1:57.489		BEST LAP TIME : 1:57.898		DIFFERENCE : 0.409						
LAP	SECTOR 1	SECTOR 2	SECTOR 3	SECTOR 4	SPEED TRAP	LAP TIME	MPH	DIFF	TIME OF DAY	
1-	OUTLAP	22.767	35.862	31.991	96.8	100.0			09:04:18.055	
2-	41.325	21.085	34.721	IN PIT		119.1	2:18.141	P 73.54	20.243	09:06:36.196
3-	OUTLAP	20.977	34.009	29.872	100.0	118.7	3:16.413	51.72	1:18.515	09:09:52.609
4-	39.912	20.777	33.956	29.512	100.5	119.6	2:04.157	81.83	6.259	09:11:56.766
5-	39.900	20.479	34.363	29.400	99.4	120.0	2:04.142	81.84	6.244	09:14:00.908
6-	39.192	20.031	33.740	29.219	100.7	120.2	2:02.182	83.15	4.284	09:16:03.090
7-	39.262	19.644	33.239	28.853	100.9	120.0	2:00.998	83.96	3.100	09:18:04.088
8-	38.744	19.388	32.874	28.892	100.9	119.4	1:59.898	84.74	2.000	09:20:03.986
9-	38.031	19.428	32.819	28.750	100.5	121.3	1:59.028	85.35	1.130	09:22:03.014
10-	38.853	19.735	33.210	28.220	101.2	118.9	2:00.018	84.65	2.120	09:24:03.032
11-	38.008	19.541	32.888	28.541	100.9	119.1	1:58.978	85.39	1.080	09:26:02.010
12-	38.676	19.239	32.473	28.436	100.7	119.1	1:58.824	(3) 85.50	0.926	09:28:00.834
13-	38.569	19.270	32.424	28.336	100.0	119.6	1:58.599	(2) 85.66	0.701	09:29:59.433
14-	38.302	19.006	32.539	28.051	101.2	121.3	1:57.898	(1) 86.17		09:31:57.331

Weather / Track : Cloudy / Dry

Assen

Circuit Length = 2.8222 miles

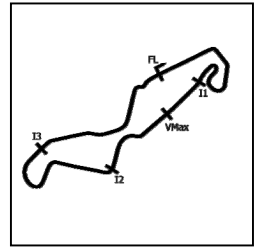
Start: 09:00 Flag 09:30 End: 09:32

MCRCB BULLETIN TK002

2019 Bennetts British Superbike Championship - Stena Line Round 10

2019 HEL Performance British Motostar Championship

FREE PRACTICE 1 - SECTOR ANALYSIS



SECTOR 1 = FL to I1, SECTOR 2 = I1 to I2 SECTOR 3 = I2 to I3, SECTOR 4 = I3 to FL, DIFF = Difference To Personal Best Lap, P = Crossed Finish Line in Pit Lane, D = Time Disallowed

P20 66 S		Annabel THOMAS			Honda - Four Anjels Racing						
IDEAL LAP TIME : 2:01.527		BEST LAP TIME : 2:01.676			DIFFERENCE : 0.149						
LAP	SECTOR 1	SECTOR 2	SECTOR 3	SECTOR 4	SPEED TRAP	LAP TIME	MPH	DIFF	TIME OF DAY		
1-	OUTLAP	23.410	36.952	32.090	94.9	104.3			09:04:21.489		
2-	41.711	21.270	35.412	31.648	97.4	115.1	2:10.041	78.13	8.365	09:06:31.530	
3-	39.716	20.086	34.271	30.519	96.6	118.9	2:04.592	81.54	2.916	09:08:36.122	
4-	40.563	20.494	34.523	29.995	97.8	111.6	2:05.575	80.90	3.899	09:10:41.697	
5-	39.455	20.215	34.874	IN PIT		117.9	2:14.405	P	75.59	12.729	09:12:56.102
6-	OUTLAP	20.603	35.021	29.156	98.7	116.7	11:09.284	15.18	9:07.608	09:24:05.386	
7-	39.176	19.688	33.905	29.474	97.6	117.5	2:02.243	(2)	83.11	0.567	09:26:07.629
8-	38.867	19.599	33.972	29.238	95.3	117.5	2:01.676	(1)	83.50		09:28:09.305
9-	40.573	19.653	34.022	29.362	95.8	118.7	2:03.610	(3)	82.19	1.934	09:30:12.915

P21 56 S		Bradley WILSON			Honda - B.Wilson Racing						
IDEAL LAP TIME : 2:02.610		BEST LAP TIME : 2:02.741			DIFFERENCE : 0.131						
LAP	SECTOR 1	SECTOR 2	SECTOR 3	SECTOR 4	SPEED TRAP	LAP TIME	MPH	DIFF	TIME OF DAY		
1-	OUTLAP	22.570	38.448	32.950	93.5	104.5				09:03:07.554	
2-	43.924	21.631	36.298	30.844	95.8	113.1	2:12.697	76.56	9.956	09:05:20.251	
3-	42.496	21.083	36.286	30.608	96.8	113.9	2:10.473	77.87	7.732	09:07:30.724	
4-	42.970	21.314	36.674	30.463	95.8	112.5	2:11.421	77.31	8.680	09:09:42.145	
5-	42.008	21.150	36.146	30.202	95.8	114.1	2:09.506	78.45	6.765	09:11:51.651	
6-	42.485	20.733	38.092	29.545	95.8	112.0	2:10.855	77.64	8.114	09:14:02.506	
7-	41.425	20.142	35.289	29.823	96.4	114.5	2:06.679	80.20	3.938	09:16:09.185	
8-	41.412	19.762	34.914	29.486	94.9	114.5	2:05.574	(3)	80.90	2.833	09:18:14.759
9-	41.186	19.663	35.146	28.940	96.2	114.3	2:04.935	(2)	81.32	2.194	09:20:19.694
10-	42.002	20.374	34.629	IN PIT		112.4	2:14.593	P	75.48	11.852	09:22:34.287
11-	OUTLAP	20.137	34.739	29.018	97.0	113.5	4:10.209	40.60	2:07.468	09:26:44.496	
12-	40.250	19.668	36.834	29.903	96.2	114.7	2:06.655	80.21	3.914	09:28:51.151	
13-	39.972	19.759	34.035	28.975	95.8	114.3	2:02.741	(1)	82.77		09:30:53.892

P22 48		Sharni PINFOLD			Honda - City Lifting/RS Racing						
IDEAL LAP TIME : 1:59.777		BEST LAP TIME : 2:00.051			DIFFERENCE : 0.274						
LAP	SECTOR 1	SECTOR 2	SECTOR 3	SECTOR 4	SPEED TRAP	LAP TIME	MPH	DIFF	TIME OF DAY		
1-	OUTLAP	22.970	36.352	31.036	98.7	102.2				09:02:18.080	
2-	41.677	20.465	36.035	30.208	100.5	119.4	2:08.385	79.13	8.334	09:04:26.465	
3-	40.104	19.979	35.427	30.262	101.2	120.2	2:05.772	80.78	5.721	09:06:32.237	
4-	39.966	19.989	34.586	29.665	102.1	121.3	2:04.206	81.80	4.155	09:08:36.443	
5-	39.412	19.827	34.723	29.256	100.7	120.9	2:03.218	82.45	3.167	09:10:39.661	
6-	40.208	19.546	35.027	29.004	102.1	120.4	2:03.785	82.07	3.734	09:12:43.446	
7-	39.957	19.526	35.132	29.562	100.9	120.4	2:04.177	81.82	4.126	09:14:47.623	
8-	40.123	19.680	34.952	29.213	100.7	119.6	2:03.968	81.95	3.917	09:16:51.591	
9-	40.592	19.592	34.914	IN PIT		118.7	2:10.064	P	78.11	10.013	09:19:01.655
10-	OUTLAP	19.503	34.509	28.595	101.4	120.0	3:12.514	52.77	1:12.463	09:22:14.169	
11-	39.649	19.765	34.022	28.490	101.4	113.5	2:01.926	83.33	1.875	09:24:16.095	
12-	39.573	19.141	33.716	27.937	100.9	121.1	2:00.367	(2)	84.40	0.316	09:26:16.462
13-	39.008	19.116	33.789	28.138	101.4	121.5	2:00.051	(1)	84.63		09:28:16.513
14-	39.382	19.193	34.088	28.109	102.1	120.0	2:00.772	(3)	84.12	0.721	09:30:17.285

Weather / Track : Cloudy / Dry

Assen
Circuit Length = 2.8222 miles
Start: 09:00 Flag 09:30 End: 09:32

MCRCB BULLETIN TK003

2019 Bennetts British Superbike Championship - Stena Line Round 10

2019 HEL Performance British Motostar Championship

FREE PRACTICE 1 - BEST SECTORS

SECTOR 1				SECTOR 2				SECTOR 3				SECTOR 4				IDEAL / BEST COMPARISON		
POS	NO	NAME	TIME	NO	NAME	TIME	NO	NAME	TIME	NO	NAME	TIME	NO	NAME	IDEAL	BEST	DIFF	
1	70	WHATLEY	35.183	70	WHATLEY	17.070	96	PAASCH	30.099	64	DURHAM	24.918	1	96	PAASCH	1:47.539	1:47.685	0.146
2	23	van de	35.227	96	PAASCH	17.136	64	DURHAM	30.313	96	PAASCH	25.000	2	70	WHATLEY	1:47.755	1:47.883	0.128
3	96	PAASCH	35.304	21	van de	17.193	70	WHATLEY	30.387	21	van de	25.000	3	64	DURHAM	1:47.927	1:47.965	0.038
4	21	van de	35.378	11	JONES	17.241	23	van de	30.609	14	NIXON	25.018	4	21	van de BUNT	1:48.189	1:48.310	0.121
5	64	DURHAM	35.404	14	NIXON	17.260	21	van de	30.618	23	van de	25.068	5	23	van de LAGEMAAT	1:48.231	1:48.450	0.219
6	14	NIXON	35.429	64	DURHAM	17.292	11	JONES	30.752	70	WHATLEY	25.115	6	14	NIXON	1:48.606	1:48.606	0.000
7	11	JONES	35.490	23	van de	17.327	14	NIXON	30.899	11	JONES	25.223	7	11	JONES	1:48.706	1:48.706	0.000
8	99	DAVIS	35.660	45	SWANN	17.355	45	SWANN	31.098	45	SWANN	25.402	8	99	DAVIS	1:49.742	1:49.986	0.244
9	7	BEST	35.868	99	DAVIS	17.383	7	BEST	31.111	99	DAVIS	25.557	9	45	SWANN	1:50.129	1:50.592	0.463
10	45	SWANN	36.274	7	BEST	17.755	99	DAVIS	31.142	7	BEST	25.838	10	7	BEST	1:50.572	1:50.820	0.248
11	72	HORSMAN	36.276	72	HORSMAN	18.061	19	OGDEN	31.179	72	HORSMAN	25.889	11	72	HORSMAN	1:51.652	1:51.948	0.296
12	19	OGDEN	36.343	19	OGDEN	18.185	17	BOURNE	31.259	19	OGDEN	26.015	12	19	OGDEN	1:51.722	1:52.064	0.342
13	16	CLARIDG	36.627	16	CLARIDG	18.205	72	HORSMAN	31.426	16	CLARIDG	26.363	13	16	CLARIDGE	1:52.644	1:52.909	0.265
14	37	TINKER	36.740	5	JONES	18.421	16	CLARIDG	31.449	17	BOURNE	26.527	14	17	BOURNE	1:53.078	1:53.078	0.000
15	17	BOURNE	36.869	17	BOURNE	18.423	5	JONES	31.687	37	TINKER	26.844	15	5	JONES	1:53.887	1:54.142	0.255
16	5	JONES	36.899	35	KNIGHT	18.785	37	TINKER	32.075	5	JONES	26.880	16	37	TINKER	1:54.527	1:54.663	0.136
17	57	HIATT	37.410	37	TINKER	18.868	57	HIATT	32.222	57	HIATT	27.045	17	57	HIATT	1:55.669	1:55.985	0.316
18	18	FIELDHO	38.008	57	HIATT	18.992	18	FIELDHO	32.424	35	KNIGHT	27.548	18	35	KNIGHT	1:56.893	1:57.525	0.632
19	35	KNIGHT	38.127	18	FIELDHO	19.006	35	KNIGHT	32.433	48	PINFOLD	27.937	19	18	FIELDHOUSE	1:57.489	1:57.898	0.409
20	66	THOMAS	38.867	48	PINFOLD	19.116	48	PINFOLD	33.716	18	FIELDHO	28.051	20	48	PINFOLD	1:59.777	2:00.051	0.274
21	48	PINFOLD	39.008	66	THOMAS	19.599	66	THOMAS	33.905	56	WILSON	28.940	21	66	THOMAS	2:01.527	2:01.676	0.149
22	56	WILSON	39.972	56	WILSON	19.663	56	WILSON	34.035	66	THOMAS	29.156	22	56	WILSON	2:02.610	2:02.741	0.131

PERFECT LAP 1:47.270

Weather / Track : Cloudy / Dry

Results can be found at www.tsl-timing.com

Assen

Circuit Length = 2.8222 miles

Start: 09:00 Flag 09:30 End: 09:32

Printed - 09:35 Friday, 20 September 2019

MCRCB BULLETIN TK004**2019 Bennetts British Superbike Championship - Stena Line Round 10****2019 HEL Performance British Motostar Championship****FREE PRACTICE 1 - BEST SPEEDS**

POS	SECTOR 1		SECTOR 2		FINISH LINE		VMAX			
	NO	NAME	MPH	NO	NAME	MPH	NO	NAME	MPH	
1					70	WHATLEY	110.4	23	van de LAGEMAAT	132.8
2					23	van de LAGEMAAT	110.1	70	WHATLEY	132.1
3					14	NIXON	110.1	14	NIXON	131.8
4					21	van de BUNT	109.9	21	van de BUNT	130.3
5					45	SWANN	109.9	11	JONES	130.3
6					96	PAASCH	109.6	99	DAVIS	130.3
7					64	DURHAM	108.3	45	SWANN	130.0
8					99	DAVIS	108.3	96	PAASCH	129.5
9					11	JONES	107.2	64	DURHAM	128.0
10					7	BEST	106.5	5	JONES	126.8
11					5	JONES	105.2	7	BEST	126.1
12					19	OGDEN	103.3	72	HORSMAN	123.3
13					72	HORSMAN	103.0	48	PINFOLD	121.5
14					16	CLARIDGE	102.8	18	FIELDHOUSE	121.3
15					48	PINFOLD	102.1	19	OGDEN	121.1
16					37	TINKER	101.2	16	CLARIDGE	121.1
17					18	FIELDHOUSE	101.2	66	THOMAS	118.9
18					17	BOURNE	100.5	35	KNIGHT	118.5
19					57	HIATT	100.5	17	BOURNE	118.3
20					35	KNIGHT	99.1	37	TINKER	118.3
21					66	THOMAS	98.7	57	HIATT	116.7
22					56	WILSON	97.0	56	WILSON	114.7

Weather / Track : Cloudy / Dry

Results can be found at www.tsl-timing.com

Assen

Circuit Length = 2.8222 miles

Start: 09:00 Flag 09:30 End: 09:40

Printed - 09:42 Friday, 20 September 2019

MCRCB BULLETIN TK005

2019 Bennetts British Superbike Championship - Stena Line Round 10

2019 HEL Performance British Motostar Championship

FREE PRACTICE 1 - STATISTICS

Competitors Started 22
Planned Start 2019-09-20 @ 09:00:00.000
Actual Start 2019-09-20 @ 09:00:04.042
Finish Time 2019-09-20 @ 09:30:04.042
Track Length 2.8222mi.
Total Laps 287
Total Distance Covered 809.9909mi.

Session Fastest Lap History

NO	CL	NAME	LAP TIME	TIME OF DAY	LAP	VEHICLE
57	S	Josh HIATT	2:02.882	09:04:16.715	2	Honda
17	S	Franco BOURNE	1:58.577	09:04:25.810	2	Honda
21		Jerry van de BUNT	1:51.098	09:04:36.308	2	KTM
11		Dan JONES	1:50.071	09:05:51.566	2	KTM
11		Dan JONES	1:48.706	09:07:40.273	3	KTM
21		Jerry van de BUNT	1:48.310	09:12:02.552	6	KTM
70		Joshua WHATLEY	1:48.156	09:19:18.136	10	KTM
96		Brandon PAASCH	1:47.893	09:26:19.702	11	KTM
70		Joshua WHATLEY	1:47.883	09:26:23.154	13	KTM
96		Brandon PAASCH	1:47.685	09:31:44.385	14	KTM

Flag History

TYPE	TIME OF DAY
GREEN	09:00:04.042
FINISH	09:30:04.042

Flag Statistics

TYPE	COUNT	TOTAL LAPS	TOTAL TIME
Green	1	16	32:47.846
Red	0	0	0.000
Safety Car	0	0	0.000
FCY	0	0	0.000

Weather / Track : Cloudy / Dry

MCRCB BULLETIN TK005

2019 Bennetts British Superbike Championship - Stena Line Round 10

2019 HEL Performance British Motostar Championship

FREE PRACTICE 1 - STATISTICS

CLASS :

11 Starters

Fastest Lap History

NO	NAME	LAP TIME	TIME OF DAY	LAP	VEHICLE
48	Sharni PINFOLD	2:08.385	09:04:26.471	2	Honda
21	Jerry van de BUNT	1:51.098	09:04:36.308	2	KTM
11	Dan JONES	1:50.071	09:05:51.566	2	KTM
11	Dan JONES	1:48.706	09:07:40.273	3	KTM
21	Jerry van de BUNT	1:48.310	09:12:02.552	6	KTM
70	Joshua WHATLEY	1:48.156	09:19:18.136	10	KTM
96	Brandon PAASCH	1:47.893	09:26:19.702	11	KTM
70	Joshua WHATLEY	1:47.883	09:26:23.154	13	KTM
96	Brandon PAASCH	1:47.685	09:31:44.385	14	KTM

Weather / Track : Cloudy / Dry

Results can be found at www.tsl-timing.com

Page 2 of 3

Assen

Circuit Length = 2.8222 miles

Start: 09:00 Flag 09:30 End: 09:32

Printed - 09:41 Friday, 20 September 2019

MCRCB BULLETIN TK005

2019 Bennetts British Superbike Championship - Stena Line Round 10

2019 HEL Performance British Motostar Championship

FREE PRACTICE 1 - STATISTICS

CLASS : S

11 Starters

Fastest Lap History

NO	NAME	LAP TIME	TIME OF DAY	LAP	VEHICLE
57	Josh HIATT	2:02.882	09:04:16.715	2	Honda
17	Franco BOURNE	1:58.577	09:04:25.810	2	Honda
19	Scott OGDEN	1:58.433	09:04:44.611	2	Honda
17	Franco BOURNE	1:57.161	09:06:22.970	3	Honda
72	Cameron HORSMAN	1:54.451	09:06:45.972	3	Honda
72	Cameron HORSMAN	1:53.958	09:08:39.930	4	Honda
72	Cameron HORSMAN	1:53.452	09:10:33.382	5	Honda
17	Franco BOURNE	1:53.078	09:16:58.230	8	Honda
72	Cameron HORSMAN	1:52.902	09:18:10.116	8	Honda
19	Scott OGDEN	1:52.860	09:18:10.544	9	Honda
72	Cameron HORSMAN	1:52.392	09:25:43.538	12	Honda
19	Scott OGDEN	1:52.064	09:25:44.160	13	Honda
72	Cameron HORSMAN	1:51.948	09:29:28.598	14	Honda

Weather / Track : Cloudy / Dry

Results can be found at www.tsl-timing.com

Page 3 of 3

Assen

Circuit Length = 2.8222 miles

Start: 09:00 Flag 09:30 End: 09:32

Printed - 09:41 Friday, 20 September 2019



POS	NO	CL	PIC NAME	NAT	ENTRY	TIME	ON	LAPS	GAP	DIFF	MPH
1	96		1 Brandon PAASCH	USA	KTM - FPW Racing	1:45.743	13	13			96.08
2	64		2 Asher DURHAM	GBR	Mahindra - Microlise Cresswell Racing	1:46.129	15	15	0.386	0.386	95.73
3	70		3 Joshua WHATLEY	GBR	KTM - KRP	1:46.362	15	15	0.619	0.233	95.52
4	21		4 Jerry van de BUNT	NED	KTM - Raha61/LJ-Racing	1:46.534	17	17	0.791	0.172	95.37
5	14		5 Jack NIXON	GBR	KTM - Santander Salt	1:47.033	11	15	1.290	0.499	94.92
6	23		6 Ryan van de LAGEMAAT	NED	KTM - Qnium Racing	1:47.054	8	15	1.311	0.021	94.90
7	45		7 Scott SWANN	GBR	IFS KTM - IFS Team Swann Racing	1:47.248	15	17	1.505	0.194	94.73
8	99		8 Jamie DAVIS	GBR	KTM - FPW Racing	1:47.744	11	15	2.001	0.496	94.29
9	11		9 Dan JONES	GBR	KTM - City Lifting/RS Racing	1:48.222	12	12	2.479	0.478	93.88
10	7		10 Edmund BEST	GBR	KTM - SymCirrus Motorsport	1:49.543	16	16	3.800	1.321	92.75
11	19	S	1 Scott OGDEN	GBR	Honda - Premium Motorhomes Scott Ogden Racing	1:49.557	4	7	3.814	0.014	92.73
12	72	S	2 Cameron HORSMAN	GBR	Honda - Nova Racing/SP 125	1:50.087	14	16	4.344	0.530	92.29
13	16	S	3 Harvey CLARIDGE	GBR	Honda - Nova Racing/SP 125	1:51.051	8	16	5.308	0.964	91.49
14	17	S	4 Franco BOURNE	GBR	Honda - Franco Bourne / SP125	1:51.271	11	14	5.528	0.220	91.31
15	5	S	5 Osian JONES	GBR	Honda - SymCirrus Motorsport	1:52.415	5	6	6.672	1.144	90.38
16	57	S	6 Josh HIATT	GBR	Honda - Sorrymate.com	1:52.831	15	16	7.088	0.416	90.04
17	37	S	7 Corey TINKER	GBR	Honda - Microlise Cresswell Racing	1:52.977	15	15	7.234	0.146	89.93
18	35	S	8 Jeremy KNIGHT	GBR	Honda - Jeremy Knight Racing / SP125	1:54.247	13	15	8.504	1.270	88.93
19	48		11 Sharni PINFOLD	AUS	Honda - City Lifting/RS Racing	1:55.865	12	15	10.122	1.618	87.68
20	66	S	9 Annabel THOMAS	GBR	Honda - Four Anjels Racing	1:57.975	11	11	12.232	2.110	86.12
21	56	S	10 Bradley WILSON	GBR	Honda - B.Wilson Racing	1:58.347	15	15	12.604	0.372	85.85

CLASS "" - QUALIFYING LAPTIME (110.0% of 1:45.743) = 1:56.317
 CLASS "S" - QUALIFYING LAPTIME (110.0% of 1:49.557) = 2:00.512

22	18	S	11 Jodie FIELDHOUSE	GBR	Honda - Go Pink Racing			3			
----	----	---	---------------------	-----	------------------------	--	--	---	--	--	--

- #72 - Lap 4 time cancelled - Exceeded track limits at turn 15
- #16 - Lap 10 time cancelled - Exceeded track limits at turn 15
- #14 - Lap 9 time cancelled - Exceeded track limits at turn 11
- #96 - Lap 10 time cancelled - Exceeded track limits at turn 17
- #96 - Lap 12 time cancelled - Exceeded track limits at turn 11
- #16 - Lap 16 time cancelled - Exceeded track limits at turn 11

Assen
 Circuit Length = 2.8222 miles
 Start: 13:45 Flag 14:15 End: 14:17

Weather / Track : Cloudy / Dry
 These results are provisional until the conclusion of any judicial and technical matters.

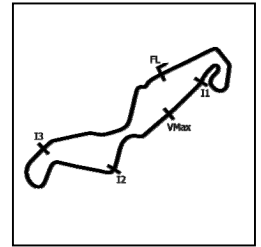
Race Director :	Stewards :	Timekeeper :
-----------------	------------	--------------

Results can be found at www.britishsuperbike.com

Printed - 14:17 Friday, 20 September 2019



FREE PRACTICE 2 - SECTOR ANALYSIS



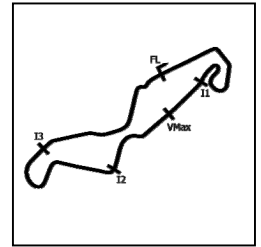
SECTOR 1 = FL to I1, SECTOR 2 = I1 to I2 SECTOR 3 = I2 to I3, SECTOR 4 = I3 to FL, DIFF = Difference To Personal Best Lap, P = Crossed Finish Line in Pit Lane, D = Time Disallowed

P1 96		Brandon PAASCH				KTM - FPW Racing				
IDEAL LAP TIME : 1:45.328		BEST LAP TIME : 1:45.743				DIFFERENCE : 0.415				
LAP	SECTOR 1	SECTOR 2	SECTOR 3	SECTOR 4	SPEED TRAP	LAP TIME	MPH	DIFF	TIME OF DAY	
1-	OUTLAP	20.925	31.078	25.051	108.3	99.5			13:48:51.040	
2-	35.110	17.124	29.961	24.773	108.3	128.8	1:46.968	94.98	1.225	13:50:38.008
3-	34.796	17.074	29.589	24.449	109.3	129.3	1:45.908 (3)	95.93	0.165	13:52:23.916
4-	34.511	17.045	38.799	IN PIT		130.0	2:11.434 P	77.30	25.691	13:54:35.350
5-	OUTLAP	20.037	31.459	25.151	106.5	106.5	7:23.355	22.91	5:37.612	14:01:58.705
6-	34.901	17.103	29.679	24.622	108.8	127.8	1:46.305	95.57	0.562	14:03:45.010
7-	34.656	16.944	29.661	24.838	108.5	127.8	1:46.099	95.76	0.356	14:05:31.109
8-	34.826	17.027	29.770	24.696	108.8	128.0	1:46.319	95.56	0.576	14:07:17.428
9-	34.558	16.893	29.562	24.758	109.1	128.5	1:45.771 (2)	96.05	0.028	14:09:03.199
10-	34.630	16.814	29.554	24.551	105.7	129.3	1:45.549 D	96.26		14:10:48.748
11-	37.625	17.682	31.066	25.117	108.3	123.5	1:51.490	91.13	5.747	14:12:40.238
12-	34.610	16.976	29.795	24.683	108.5	128.8	1:46.064 D	95.79	0.321	14:14:26.302
13-	34.615	16.925	29.656	24.547	109.6	129.5	1:45.743 (1)	96.08		14:16:12.045

P2 64		Asher DURHAM				Mahindra - Microlise Cresswell Racing				
IDEAL LAP TIME : 1:46.129		BEST LAP TIME : 1:46.129				DIFFERENCE : 0.000				
LAP	SECTOR 1	SECTOR 2	SECTOR 3	SECTOR 4	SPEED TRAP	LAP TIME	MPH	DIFF	TIME OF DAY	
1-	OUTLAP	17.945	31.116	25.825	106.2	122.9				13:48:04.839
2-	35.854	17.235	30.532	25.299	106.5	127.0	1:48.920	93.28	2.791	13:49:53.759
3-	35.503	17.165	30.324	25.209	107.5	127.3	1:48.201	93.90	2.072	13:51:41.960
4-	35.161	17.189	30.000	25.132	108.0	126.8	1:47.482	94.52	1.353	13:53:29.442
5-	34.788	17.125	30.083	24.939	108.0	126.6	1:46.935	95.01	0.806	13:55:16.377
6-	35.111	17.152	30.075	24.827	107.2	125.6	1:47.165	94.80	1.036	13:57:03.542
7-	34.958	17.042	30.137	24.786	107.8	126.3	1:46.923 (3)	95.02	0.794	13:58:50.465
8-	38.443	18.464	31.270	IN PIT		118.5	2:03.671 P	82.15	17.542	14:00:54.136
9-	OUTLAP	17.884	30.690	25.184	106.5	125.2	4:22.722	38.67	2:36.593	14:05:16.858
10-	35.390	17.156	30.700	24.962	106.5	128.0	1:48.208	93.89	2.079	14:07:05.066
11-	35.212	17.108	30.086	24.893	107.5	127.5	1:47.299	94.69	1.170	14:08:52.365
12-	34.936	17.029	30.580	24.867	107.0	128.0	1:47.412	94.59	1.283	14:10:39.777
13-	35.098	17.108	29.995	24.819	108.0	126.6	1:47.020	94.93	0.891	14:12:26.797
14-	34.856	17.004	30.023	24.852	107.8	127.8	1:46.735 (2)	95.19	0.606	14:14:13.532
15-	34.773	16.961	29.903	24.492	109.1	128.0	1:46.129 (1)	95.73		14:15:59.661

P3 70		Joshua WHATLEY				KTM - KRP				
IDEAL LAP TIME : 1:46.116		BEST LAP TIME : 1:46.362				DIFFERENCE : 0.246				
LAP	SECTOR 1	SECTOR 2	SECTOR 3	SECTOR 4	SPEED TRAP	LAP TIME	MPH	DIFF	TIME OF DAY	
1-	OUTLAP	18.045	31.680	25.633	108.3	125.6				13:46:58.079
2-	35.485	17.195	30.652	25.351	109.3	130.5	1:48.683	93.48	2.321	13:48:46.762
3-	35.311	17.114	30.167	25.210	110.4	129.8	1:47.802	94.24	1.440	13:50:34.564
4-	35.637	17.559	30.510	24.880	110.1	124.9	1:48.586	93.56	2.224	13:52:23.150
5-	34.742	17.552	33.003	IN PIT		131.5	2:03.213 P	82.46	16.851	13:54:26.363
6-	OUTLAP	17.308	30.765	24.932	108.8	128.5	3:04.900	54.94	1:18.538	13:57:31.263
7-	34.842	17.081	30.253	24.938	108.5	129.0	1:47.114	94.85	0.752	13:59:18.377
8-	34.815	17.003	30.119	25.038	107.8	129.5	1:46.975	94.97	0.613	14:01:05.352
9-	34.894	16.961	30.103	24.891	109.3	129.5	1:46.849	95.08	0.487	14:02:52.201
10-	34.741	17.000	29.992	24.844	108.8	129.5	1:46.577 (3)	95.33	0.215	14:04:38.778
11-	35.477	17.653	31.397	IN PIT		125.6	2:03.339 P	82.37	16.977	14:06:42.117
12-	OUTLAP	17.875	30.909	24.951	109.9	125.2	4:04.315	41.58	2:17.953	14:10:46.432
13-	34.892	16.792	29.944	24.778	108.3	131.8	1:46.406 (2)	95.48	0.044	14:12:32.838
14-	36.082	16.863	30.248	24.812	111.0	131.0	1:48.005	94.07	1.643	14:14:20.843
15-	34.602	16.852	30.125	24.783	110.1	131.3	1:46.362 (1)	95.52		14:16:07.205

FREE PRACTICE 2 - SECTOR ANALYSIS



SECTOR 1 = FL to I1, SECTOR 2 = I1 to I2 SECTOR 3 = I2 to I3, SECTOR 4 = I3 to FL, DIFF = Difference To Personal Best Lap, P = Crossed Finish Line in Pit Lane, D = Time Disallowed

P4 21 Jerry van de BUNT		KTM - Raha61/LJ-Racing								
IDEAL LAP TIME : 1:46.475		BEST LAP TIME : 1:46.534		DIFFERENCE : 0.059						
LAP	SECTOR 1	SECTOR 2	SECTOR 3	SECTOR 4	SPEED TRAP	LAP TIME	MPH	DIFF	TIME OF DAY	
1-	OUTLAP	18.548	32.553	26.568	104.5	128.0			13:47:02.659	
2-	37.336	17.606	31.022	25.451	107.5	130.0	1:51.415	91.19	4.881	13:48:54.074
3-	35.541	17.390	30.758	25.429	108.0	130.5	1:49.118	93.11	2.584	13:50:43.192
4-	35.118	17.107	30.430	25.175	109.9	130.5	1:47.830	94.22	1.296	13:52:31.022
5-	35.122	17.026	30.514	25.457	108.8	130.3	1:48.119	93.97	1.585	13:54:19.141
6-	36.095	17.165	30.464	25.294	108.0	128.0	1:49.018	93.19	2.484	13:56:08.159
7-	35.037	17.275	30.955	25.303	107.2	126.8	1:48.570	93.58	2.036	13:57:56.729
8-	35.033	17.132	30.664	25.017	107.8	127.5	1:47.846	94.20	1.312	13:59:44.575
9-	34.916	16.911	30.508	25.039	108.0	128.8	1:47.374	94.62	0.840	14:01:31.949
10-	36.657	17.924	30.428	25.044	108.8	121.7	1:50.053	92.32	3.519	14:03:22.002
11-	35.753	18.153	30.624	25.224	107.5	121.7	1:49.754	92.57	3.220	14:05:11.756
12-	42.492	17.049	30.667	25.130	108.8	129.8	1:55.338	88.09	8.804	14:07:07.094
13-	34.913	16.867	30.506	25.103	107.2	129.3	1:47.389	94.61	0.855	14:08:54.483
14-	34.996	16.879	31.007	25.083	107.0	129.3	1:47.965	94.10	1.431	14:10:42.448
15-	34.869	16.812	30.225	25.096	106.5	130.3	1:47.002 (2)	94.95	0.468	14:12:29.450
16-	34.857	16.877	30.349	24.933	107.5	130.0	1:47.016 (3)	94.94	0.482	14:14:16.466
17-	34.804	16.816	30.280	24.634	108.5	129.8	1:46.534 (1)	95.37		14:16:03.000

P5 14 Jack NIXON		KTM - Santander Salt								
IDEAL LAP TIME : 1:46.777		BEST LAP TIME : 1:47.033		DIFFERENCE : 0.256						
LAP	SECTOR 1	SECTOR 2	SECTOR 3	SECTOR 4	SPEED TRAP	LAP TIME	MPH	DIFF	TIME OF DAY	
1-	OUTLAP	17.916	32.009	26.481	106.7	128.8			13:47:02.667	
2-	36.635	17.640	30.920	25.479	107.2	128.0	1:50.674	91.80	3.641	13:48:53.341
3-	35.432	17.253	30.610	25.227	109.9	129.5	1:48.522	93.62	1.489	13:50:41.863
4-	35.344	17.273	30.516	25.332	108.5	129.3	1:48.465	93.67	1.432	13:52:30.328
5-	35.067	17.443	30.412	25.417	108.5	128.0	1:48.339	93.78	1.306	13:54:18.667
6-	44.545	18.887	32.913	IN PIT		117.9	2:10.070 P	78.11	23.037	13:56:28.737
7-	OUTLAP	19.475	34.512	26.544	105.5	115.1	5:27.725	31.00	3:40.692	14:01:56.462
8-	36.783	17.907	30.053	25.052	108.8	119.6	1:49.795	92.53	2.762	14:03:46.257
9-	34.878	17.083	30.153	25.212	108.5	128.5	1:47.326 D	94.66	0.293	14:05:33.583
10-	34.959	17.122	30.422	25.194	109.1	128.3	1:47.697	94.34	0.664	14:07:21.280
11-	34.791	17.177	30.096	24.969	108.3	128.3	1:47.033 (1)	94.92		14:09:08.313
12-	34.732	17.178	30.593	25.627	108.8	129.3	1:48.130	93.96	1.097	14:10:56.443
13-	34.855	17.277	30.263	25.423	109.1	129.5	1:47.818	94.23	0.785	14:12:44.261
14-	34.846	17.257	30.220	25.117	108.5	128.5	1:47.440 (3)	94.56	0.407	14:14:31.701
15-	34.672	17.166	30.218	25.099	109.3	128.3	1:47.155 (2)	94.81	0.122	14:16:18.856

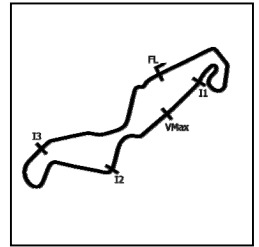
P6 23 Ryan van de LAGEMAAT		KTM - Qnium Racing								
IDEAL LAP TIME : 1:46.857		BEST LAP TIME : 1:47.054		DIFFERENCE : 0.197						
LAP	SECTOR 1	SECTOR 2	SECTOR 3	SECTOR 4	SPEED TRAP	LAP TIME	MPH	DIFF	TIME OF DAY	
1-	OUTLAP	17.966	31.822	25.556	107.0	128.5			13:46:57.910	
2-	35.503	17.255	30.646	25.296	107.2	129.8	1:48.700	93.46	1.646	13:48:46.610
3-	35.673	17.027	30.208	24.876	107.8	131.8	1:47.784	94.26	0.730	13:50:34.394
4-	35.031	17.160	30.303	24.929	108.5	130.5	1:47.423	94.58	0.369	13:52:21.817
5-	35.153	18.347	32.618	IN PIT		120.9	2:02.529 P	82.92	15.475	13:54:24.346
6-	OUTLAP	17.648	30.552	24.964	107.8	128.0	2:44.913	61.60	57.859	13:57:09.259
7-	36.029	17.556	30.504	24.950	108.5	126.1	1:49.039	93.17	1.985	13:58:58.298
8-	35.003	17.119	30.177	24.755	108.8	130.0	1:47.054 (1)	94.90		14:00:45.352
9-	35.718	17.819	31.166	IN PIT		127.0	2:00.436 P	84.36	13.382	14:02:45.788
10-	OUTLAP	21.451	34.494	25.261	107.8	99.1	4:08.403	40.90	2:21.349	14:06:54.191
11-	35.221	17.142	30.344	24.989	108.0	130.0	1:47.696	94.34	0.642	14:08:41.887
12-	34.927	17.129	30.333	24.909	109.3	129.8	1:47.298 (3)	94.69	0.244	14:10:29.185
13-	37.841	18.068	30.220	24.726	110.4	117.3	1:50.855	91.65	3.801	14:12:20.040
14-	35.023	17.111	30.362	25.050	109.3	130.8	1:47.546	94.47	0.492	14:14:07.586
15-	35.119	17.069	30.214	24.757	108.8	131.8	1:47.159 (2)	94.81	0.105	14:15:54.745

MCRCB BULLETIN TK037

2019 Bennetts British Superbike Championship - Stena Line Round 10

2019 HEL Performance British Motostar Championship

FREE PRACTICE 2 - SECTOR ANALYSIS



SECTOR 1 = FL to I1, SECTOR 2 = I1 to I2 SECTOR 3 = I2 to I3, SECTOR 4 = I3 to FL, DIFF = Difference To Personal Best Lap, P = Crossed Finish Line in Pit Lane, D = Time Disallowed

P7 45		Scott SWANN		IFS KTM - IFS Team Swann Racing						
IDEAL LAP TIME : 1:46.963		BEST LAP TIME : 1:47.248		DIFFERENCE : 0.285						
LAP	SECTOR 1	SECTOR 2	SECTOR 3	SECTOR 4	SPEED TRAP	LAP TIME	MPH	DIFF	TIME OF DAY	
1-	OUTLAP	18.000	31.867	26.451	108.8	131.0			13:47:02.779	
2-	36.864	17.480	30.958	25.400	109.6	130.8	1:50.702	91.77	3.454	13:48:53.481
3-	35.613	17.178	30.590	25.313	109.9	131.5	1:48.694	93.47	1.446	13:50:42.175
4-	35.476	17.101	30.341	25.344	110.1	131.8	1:48.262	93.84	1.014	13:52:30.437
5-	35.277	17.318	30.574	25.273	109.6	131.0	1:48.442	93.69	1.194	13:54:18.879
6-	35.341	17.401	30.627	25.434	108.5	127.5	1:48.803	93.38	1.555	13:56:07.682
7-	35.837	17.217	30.902	25.437	109.3	129.0	1:49.393	92.87	2.145	13:57:57.075
8-	35.249	17.125	30.395	25.134	109.3	129.3	1:47.903	94.16	0.655	13:59:44.978
9-	35.189	17.011	30.555	25.317	107.8	129.0	1:48.072	94.01	0.824	14:01:33.050
10-	35.667	17.245	30.403	25.104	108.8	127.3	1:48.419	93.71	1.171	14:03:21.469
11-	35.372	17.094	30.661	24.952	109.1	127.8	1:48.079	94.00	0.831	14:05:09.548
12-	35.338	17.098	30.129	24.840	109.1	129.8	1:47.405 (2)	94.59	0.157	14:06:56.953
13-	35.252	17.032	30.313	25.466	107.2	128.8	1:48.063	94.02	0.815	14:08:45.016
14-	35.272	17.038	30.298	24.976	109.1	128.8	1:47.584	94.43	0.336	14:10:32.600
15-	35.073	16.985	30.310	24.880	109.3	129.0	1:47.248 (1)	94.73		14:12:19.848
16-	35.336	17.139	30.397	24.776	109.9	128.8	1:47.648	94.38	0.400	14:14:07.496
17-	35.281	17.113	30.343	24.815	110.7	130.8	1:47.552 (3)	94.46	0.304	14:15:55.048

P8 99		Jamie DAVIS		KTM - FPW Racing						
IDEAL LAP TIME : 1:47.655		BEST LAP TIME : 1:47.744		DIFFERENCE : 0.089						
LAP	SECTOR 1	SECTOR 2	SECTOR 3	SECTOR 4	SPEED TRAP	LAP TIME	MPH	DIFF	TIME OF DAY	
1-	OUTLAP	18.195	32.168	25.857	106.7	127.8			13:46:59.797	
2-	36.317	17.499	31.208	25.592	106.5	129.0	1:50.616	91.85	2.872	13:48:50.413
3-	35.677	17.399	30.524	25.194	108.0	127.5	1:48.794	93.38	1.050	13:50:39.207
4-	35.350	17.296	30.916	IN PIT		128.5	1:58.119 P	86.01	10.375	13:52:37.326
5-	OUTLAP	17.465	30.853	25.474	107.8	126.6	3:59.371	42.44	2:11.627	13:56:36.697
6-	35.961	17.543	31.067	25.430	107.5	125.4	1:50.001	92.36	2.257	13:58:26.698
7-	35.599	17.321	30.969	25.458	106.7	126.8	1:49.347	92.91	1.603	14:00:16.045
8-	35.432	17.354	30.873	25.305	107.2	126.6	1:48.964	93.24	1.220	14:02:05.009
9-	35.232	17.169	30.607	25.157	107.8	127.3	1:48.165	93.93	0.421	14:03:53.174
10-	35.231	17.084	30.468	25.211	107.8	127.0	1:47.994 (3)	94.08	0.250	14:05:41.168
11-	35.176	17.033	30.458	25.077	107.8	127.3	1:47.744 (1)	94.29		14:07:28.912
12-	35.102	17.056	30.551	25.176	107.5	127.0	1:47.885 (2)	94.17	0.141	14:09:16.797
13-	36.502	18.776	32.072	IN PIT		117.5	2:03.997 P	81.93	16.253	14:11:20.794
14-	OUTLAP	17.647	31.130	26.007	106.7	122.9	2:09.025	78.74	21.281	14:13:29.819
15-	35.342	17.018	30.678	25.393	107.8	127.8	1:48.431	93.70	0.687	14:15:18.250

P9 11		Dan JONES		KTM - City Lifting/RS Racing						
IDEAL LAP TIME : 1:47.874		BEST LAP TIME : 1:48.222		DIFFERENCE : 0.348						
LAP	SECTOR 1	SECTOR 2	SECTOR 3	SECTOR 4	SPEED TRAP	LAP TIME	MPH	DIFF	TIME OF DAY	
1-	OUTLAP	18.477	32.072	26.019	105.0	126.6			13:48:38.074	
2-	36.361	17.993	31.770	25.518	106.5	127.8	1:51.642	91.00	3.420	13:50:29.716
3-	35.765	17.433	30.812	25.268	106.2	128.5	1:49.278	92.97	1.056	13:52:18.994
4-	36.948	20.244	31.314	IN PIT		111.4	2:02.004 P	83.27	13.782	13:54:20.998
5-	OUTLAP	17.839	31.057	25.302	107.2	125.2	4:17.529	39.45	2:29.307	13:58:38.527
6-	36.104	17.398	30.837	25.252	107.2	128.0	1:49.591	92.70	1.369	14:00:28.118
7-	35.463	17.318	30.447	25.292	107.0	129.0	1:48.520 (3)	93.62	0.298	14:02:16.638
8-	35.548	17.380	30.579	25.076	106.7	127.5	1:48.583	93.57	0.361	14:04:05.221
9-	36.990	18.535	32.393	IN PIT		120.9	2:03.011 P	82.59	14.789	14:06:08.232
10-	OUTLAP	17.414	31.029	25.308	106.7	128.0	5:48.580	29.14	4:00.358	14:11:56.812
11-	35.302	17.206	30.763	25.178	107.8	129.5	1:48.449 (2)	93.68	0.227	14:13:45.261
12-	35.149	17.203	30.446	25.424	106.7	128.5	1:48.222 (1)	93.88		14:15:33.483

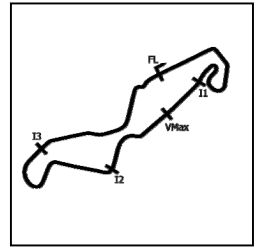
Weather / Track : Cloudy / Dry

Assen

Circuit Length = 2.8222 miles

Start: 13:45 Flag 14:15 End: 14:17

FREE PRACTICE 2 - SECTOR ANALYSIS



SECTOR 1 = FL to I1, SECTOR 2 = I1 to I2, SECTOR 3 = I2 to I3, SECTOR 4 = I3 to FL, DIFF = Difference To Personal Best Lap, P = Crossed Finish Line in Pit Lane, D = Time Disallowed

P10 7		Edmund BEST				KTM - SymCircus Motorsport				
IDEAL LAP TIME : 1:49.254		BEST LAP TIME : 1:49.543				DIFFERENCE : 0.289				
LAP	SECTOR 1	SECTOR 2	SECTOR 3	SECTOR 4	SPEED TRAP	LAP TIME	MPH	DIFF	TIME OF DAY	
1-	OUTLAP	18.300	31.905	26.505	105.2	123.5			13:48:05.129	
2-	36.422	17.654	31.662	25.998	104.7	125.9	1:51.736	90.93	2.193	13:49:56.865
3-	36.136	17.779	31.136	26.038	105.5	124.7	1:51.089	91.45	1.546	13:51:47.954
4-	35.976	17.633	31.125	25.927	106.2	124.7	1:50.661	91.81	1.118	13:53:38.615
5-	35.740	17.624	30.982	25.882	106.0	124.2	1:50.228	92.17	0.685	13:55:28.843
6-	39.834	22.315	33.033	25.912	105.7	87.2	2:01.094	83.90	11.551	13:57:29.937
7-	36.425	17.443	30.918	25.664	105.2	126.6	1:50.450	91.98	0.907	13:59:20.387
8-	35.572	17.581	30.893	25.887	105.7	124.7	1:49.933	92.42	0.390	14:01:10.320
9-	35.530	17.741	31.046	25.722	105.5	122.4	1:50.039	92.33	0.496	14:03:00.359
10-	35.810	17.540	30.733	25.820	105.0	124.7	1:49.903	92.44	0.360	14:04:50.262
11-	35.889	17.513	30.872	25.653	105.5	125.2	1:49.927	92.42	0.384	14:06:40.189
12-	35.749	17.642	30.864	25.575	105.5	125.2	1:49.830 (2)	92.50	0.287	14:08:30.019
13-	35.823	17.597	31.029	25.597	106.0	124.7	1:50.046	92.32	0.503	14:10:20.065
14-	35.802	17.533	30.896	25.660	106.0	124.9	1:49.891 (3)	92.45	0.348	14:12:09.956
15-	35.711	17.636	30.983	25.700	105.5	124.7	1:50.030	92.33	0.487	14:13:59.986
16-	35.694	17.464	30.837	25.548	106.0	125.4	1:49.543 (1)	92.75		14:15:49.529

P11 19 S		Scott OGDEN				Honda - Premium Motorhomes Scott Ogden Racing				
IDEAL LAP TIME : 1:49.475		BEST LAP TIME : 1:49.557				DIFFERENCE : 0.082				
LAP	SECTOR 1	SECTOR 2	SECTOR 3	SECTOR 4	SPEED TRAP	LAP TIME	MPH	DIFF	TIME OF DAY	
1-	OUTLAP	19.081	32.421	26.313	100.5	116.9			13:46:59.236	
2-	36.105	18.450	31.157	25.932	102.3	119.6	1:51.644	91.00	2.087	13:48:50.880
3-	35.763	17.975	30.868	25.857	101.2	121.3	1:50.463 (2)	91.97	0.906	13:50:41.343
4-	35.662	18.033	30.290	25.572	103.5	120.6	1:49.557 (1)	92.73		13:52:30.900
5-	35.662	17.951	30.451	IN PIT		120.6	1:55.755 P	87.77	6.198	13:54:26.655
6-	OUTLAP	19.564	34.019	26.421	100.5	117.1	6:11.227	27.36	4:21.670	14:00:37.882
7-	35.991	18.190	31.008	26.220	101.2	118.5	1:51.409 (3)	91.19	1.852	14:02:29.291

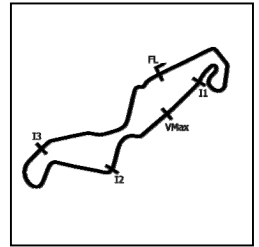
P12 72 S		Cameron HORSMAN				Honda - Nova Racing/SP 125				
IDEAL LAP TIME : 1:49.729		BEST LAP TIME : 1:50.087				DIFFERENCE : 0.358				
LAP	SECTOR 1	SECTOR 2	SECTOR 3	SECTOR 4	SPEED TRAP	LAP TIME	MPH	DIFF	TIME OF DAY	
1-	OUTLAP	18.195	31.668	26.031	103.3	119.4			13:47:03.487	
2-	36.924	18.083	31.095	25.526	101.9	120.2	1:51.628	91.01	1.541	13:48:55.115
3-	36.140	17.881	31.082	25.675	102.1	120.9	1:50.778	91.71	0.691	13:50:45.893
4-	36.060	17.907	31.042	26.095	98.9	120.4	1:51.404 D	91.44	1.017	13:52:36.997
5-	36.453	17.980	30.995	25.917	102.6	119.1	1:51.345	91.24	1.258	13:54:28.342
6-	36.201	18.049	31.093	25.695	101.9	119.1	1:51.038	91.50	0.951	13:56:19.380
7-	36.134	18.090	30.827	25.719	101.4	117.9	1:50.770	91.72	0.683	13:58:10.150
8-	36.015	18.029	30.980	25.811	102.1	118.3	1:50.835	91.66	0.748	14:00:00.985
9-	37.533	18.310	31.471	IN PIT		118.5	2:01.684 P	83.49	11.597	14:02:02.669
10-	OUTLAP	18.242	31.148	26.056	102.1	117.7	3:05.171	54.86	1:15.084	14:05:07.840
11-	36.323	18.162	30.611	25.662	102.6	118.7	1:50.758	91.73	0.671	14:06:58.598
12-	36.248	17.951	30.787	25.692	101.6	118.9	1:50.678	91.79	0.591	14:08:49.276
13-	36.504	18.148	31.304	25.450	102.8	120.2	1:51.406	91.19	1.319	14:10:40.682
14-	36.080	17.846	30.639	25.522	102.6	120.0	1:50.087 (1)	92.29		14:12:30.769
15-	35.822	17.852	30.796	25.633	101.6	119.8	1:50.103 (2)	92.27	0.016	14:14:20.872
16-	35.931	17.873	31.053	25.558	103.0	120.4	1:50.415 (3)	92.01	0.328	14:16:11.287

MCRCB BULLETIN TK037

2019 Bennetts British Superbike Championship - Stena Line Round 10

2019 HEL Performance British Motostar Championship

FREE PRACTICE 2 - SECTOR ANALYSIS



SECTOR 1 = FL to I1, SECTOR 2 = I1 to I2 SECTOR 3 = I2 to I3, SECTOR 4 = I3 to FL, DIFF = Difference To Personal Best Lap, P = Crossed Finish Line in Pit Lane, D = Time Disallowed

P13		16 S		Harvey CLARIDGE		Honda - Nova Racing/SP 125				
IDEAL LAP TIME : 1:50.545		BEST LAP TIME : 1:51.051		DIFFERENCE : 0.506						
LAP	SECTOR 1	SECTOR 2	SECTOR 3	SECTOR 4	SPEED TRAP	LAP TIME	MPH	DIFF	TIME OF DAY	
1-	OUTLAP	18.292	31.903	26.182	102.6	121.3			13:47:00.233	
2-	36.362	17.995	30.912	26.050	102.3	122.0	1:51.319 (3)	91.27	0.268	13:48:51.552
3-	36.033	17.922	30.730	26.711	102.3	122.0	1:51.396	91.20	0.345	13:50:42.948
4-	36.276	17.975	30.766	26.198	102.3	121.5	1:51.215 (2)	91.35	0.164	13:52:34.163
5-	36.109	18.110	30.955	26.342	102.1	119.8	1:51.516	91.10	0.465	13:54:25.679
6-	36.353	18.043	31.002	26.456	101.4	122.2	1:51.854	90.83	0.803	13:56:17.533
7-	36.393	18.614	31.453	26.342	101.9	116.3	1:52.802	90.07	1.751	13:58:10.335
8-	36.050	18.021	31.120	25.860	101.9	119.8	1:51.051 (1)	91.49		14:00:01.386
9-	36.460	18.138	31.040	26.294	101.4	119.1	1:51.932	90.77	0.881	14:01:53.318
10-	36.113	18.158	30.880	26.471	100.7	118.9	1:51.622 D	91.02	0.571	14:03:44.940
11-	36.185	17.980	30.887	26.621	98.7	121.1	1:51.673	90.98	0.622	14:05:36.613
12-	37.781	21.496	31.712	26.399	101.2	83.7	1:57.388	86.55	6.337	14:07:34.001
13-	37.044	19.011	32.040	IN PIT		116.7	2:05.943 P	80.67	14.892	14:09:39.944
14-	OUTLAP	18.259	31.868	26.516	101.6	119.6	2:13.352	76.19	22.301	14:11:53.296
15-	36.132	18.224	31.104	26.237	100.7	118.9	1:51.697	90.96	0.646	14:13:44.993
16-	36.234	17.969	30.815	26.768	96.6	122.9	1:51.786 D	90.88	0.735	14:15:36.779

P14		17 S		Franco BOURNE		Honda - Franco Bourne / SP125				
IDEAL LAP TIME : 1:50.798		BEST LAP TIME : 1:51.271		DIFFERENCE : 0.473						
LAP	SECTOR 1	SECTOR 2	SECTOR 3	SECTOR 4	SPEED TRAP	LAP TIME	MPH	DIFF	TIME OF DAY	
1-	OUTLAP	18.357	32.557	27.324	94.3	119.8			13:47:06.055	
2-	37.736	18.346	31.676	26.499	99.6	118.5	1:54.257	88.92	2.986	13:49:00.312
3-	36.918	18.210	31.370	26.901	98.7	118.7	1:53.399	89.59	2.128	13:50:53.711
4-	37.046	18.539	31.540	26.475	95.3	116.7	1:53.600	89.43	2.329	13:52:47.311
5-	36.879	18.306	31.640	IN PIT		116.7	2:03.599 P	82.20	12.328	13:54:50.910
6-	OUTLAP	23.526	35.098	26.644	99.4	98.6	5:47.689	29.22	3:56.418	14:00:38.599
7-	36.654	18.224	31.000	26.087	100.5	117.9	1:51.965	90.74	0.694	14:02:30.564
8-	38.097	18.378	31.099	26.236	100.3	116.7	1:53.810	89.27	2.539	14:04:24.374
9-	36.677	18.181	30.864	26.195	99.1	117.5	1:51.917	90.78	0.646	14:06:16.291
10-	36.568	18.101	30.994	26.132	99.4	117.3	1:51.795	90.88	0.524	14:08:08.086
11-	36.238	18.047	30.927	26.059	100.0	118.3	1:51.271 (1)	91.31		14:09:59.357
12-	38.792	18.231	30.918	26.218	101.2	117.1	1:54.159	89.00	2.888	14:11:53.516
13-	36.093	18.197	31.063	26.290	100.7	119.1	1:51.643 (3)	91.00	0.372	14:13:45.159
14-	36.342	17.868	30.778	26.452	96.8	121.1	1:51.440 (2)	91.17	0.169	14:15:36.599

P15		5 S		Osian JONES		Honda - SymCircus Motorsport				
IDEAL LAP TIME : 1:52.308		BEST LAP TIME : 1:52.415		DIFFERENCE : 0.107						
LAP	SECTOR 1	SECTOR 2	SECTOR 3	SECTOR 4	SPEED TRAP	LAP TIME	MPH	DIFF	TIME OF DAY	
1-	OUTLAP	19.221	33.242	27.560	104.0	122.6			14:07:09.453	
2-	37.609	18.473	31.983	26.685	104.2	124.9	1:54.750	88.54	2.335	14:09:04.203
3-	36.651	18.314	31.498	26.791	105.0	124.9	1:53.254	89.71	0.839	14:10:57.457
4-	36.423	18.205	31.500	26.503	105.5	125.4	1:52.631 (2)	90.20	0.216	14:12:50.088
5-	36.205	18.312	31.489	26.409	105.5	127.0	1:52.415 (1)	90.38		14:14:42.503
6-	36.727	18.336	31.526	26.451	105.0	125.2	1:53.040 (3)	89.88	0.625	14:16:35.543

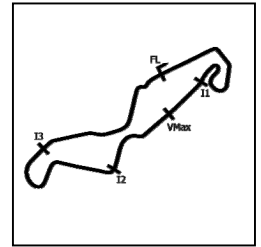
Weather / Track : Cloudy / Dry

Assen

Circuit Length = 2.8222 miles

Start: 13:45 Flag 14:15 End: 14:17

FREE PRACTICE 2 - SECTOR ANALYSIS



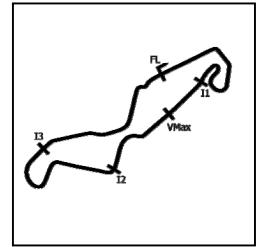
SECTOR 1 = FL to I1, SECTOR 2 = I1 to I2 SECTOR 3 = I2 to I3, SECTOR 4 = I3 to FL, DIFF = Difference To Personal Best Lap, P = Crossed Finish Line in Pit Lane, D = Time Disallowed

P16		57 S		Josh HIATT		Honda - Sorrymate.com				
IDEAL LAP TIME : 1:52.634		BEST LAP TIME : 1:52.831		DIFFERENCE : 0.197						
LAP	SECTOR 1	SECTOR 2	SECTOR 3	SECTOR 4	SPEED TRAP	LAP TIME	MPH	DIFF	TIME OF DAY	
1-	OUTLAP	19.013	32.742	27.393	99.6	117.5			13:47:03.377	
2-	37.305	18.500	31.974	26.893	99.6	120.0	1:54.672	88.60	1.841	13:48:58.049
3-	37.155	19.126	32.201	27.578	99.1	115.9	1:56.060	87.54	3.229	13:50:54.109
4-	36.947	18.901	31.648	26.637	100.0	117.7	1:54.133	89.02	1.302	13:52:48.242
5-	37.994	18.764	31.782	26.688	100.5	116.5	1:55.228	88.17	2.397	13:54:43.470
6-	36.701	18.721	31.641	26.707	101.4	115.5	1:53.770	(3) 89.30	0.939	13:56:37.240
7-	36.697	18.704	32.095	26.769	100.5	116.7	1:54.265	88.91	1.434	13:58:31.505
8-	36.914	18.584	31.849	26.492	100.5	116.9	1:53.839	89.25	1.008	14:00:25.344
9-	37.782	18.550	31.793	27.000	99.1	116.5	1:55.125	88.25	2.294	14:02:20.469
10-	36.779	18.503	31.784	26.701	99.6	116.7	1:53.767	(2) 89.30	0.936	14:04:14.236
11-	37.312	18.448	31.716	26.640	100.5	117.1	1:54.116	89.03	1.285	14:06:08.352
12-	37.081	18.633	32.120	26.981	99.4	116.1	1:54.815	88.49	1.984	14:08:03.167
13-	36.812	18.521	31.839	26.641	99.8	116.3	1:53.813	89.27	0.982	14:09:56.980
14-	37.995	19.037	32.719	27.125	101.6	115.1	1:56.876	86.93	4.045	14:11:53.856
15-	36.419	18.156	31.838	26.418	100.7	117.9	1:52.831	(1) 90.04		14:13:46.687
16-	36.728	18.430	31.997	26.725	100.3	117.3	1:53.880	89.21	1.049	14:15:40.567

P17		37 S		Corey TINKER		Honda - Microlise Cresswell Racing				
IDEAL LAP TIME : 1:52.249		BEST LAP TIME : 1:52.977		DIFFERENCE : 0.728						
LAP	SECTOR 1	SECTOR 2	SECTOR 3	SECTOR 4	SPEED TRAP	LAP TIME	MPH	DIFF	TIME OF DAY	
1-	OUTLAP	18.919	32.905	27.003	100.7	119.6			13:47:04.039	
2-	36.869	18.488	31.836	26.996	100.3	122.0	1:54.189	88.97	1.212	13:48:58.228
3-	37.008	18.902	32.185	27.486	100.5	117.5	1:55.581	87.90	2.604	13:50:53.809
4-	36.752	18.710	31.917	26.612	100.3	117.5	1:53.991	89.13	1.014	13:52:47.800
5-	36.450	18.832	31.494	26.837	100.5	115.9	1:53.613	(3) 89.42	0.636	13:54:41.413
6-	36.683	18.836	31.920	26.755	100.3	116.3	1:54.194	88.97	1.217	13:56:35.607
7-	36.829	18.428	31.833	26.610	100.3	116.9	1:53.700	89.35	0.723	13:58:29.307
8-	36.470	18.640	32.034	26.778	100.5	116.9	1:53.922	89.18	0.945	14:00:23.229
9-	36.642	18.654	31.791	26.902	99.4	116.9	1:53.989	89.13	1.012	14:02:17.218
10-	36.222	18.373	32.219	26.911	100.3	118.5	1:53.725	89.33	0.748	14:04:10.943
11-	36.463	18.698	31.829	26.783	100.0	117.3	1:53.773	89.30	0.796	14:06:04.716
12-	36.536	18.543	31.745	26.748	100.0	116.9	1:53.572	(2) 89.46	0.595	14:07:58.288
13-	36.620	18.912	32.518	IN PIT		115.9	2:10.917	P 77.60	17.940	14:10:09.205
14-	OUTLAP	18.722	32.478	26.995	99.1	117.3	3:34.818	47.29	1:41.841	14:13:44.023
15-	36.774	18.543	31.500	26.160	102.1	118.1	1:52.977	(1) 89.93		14:15:37.000

P18		35 S		Jeremy KNIGHT		Honda - Jeremy Knight Racing / SP125				
IDEAL LAP TIME : 1:53.965		BEST LAP TIME : 1:54.247		DIFFERENCE : 0.282						
LAP	SECTOR 1	SECTOR 2	SECTOR 3	SECTOR 4	SPEED TRAP	LAP TIME	MPH	DIFF	TIME OF DAY	
1-	OUTLAP	18.737	32.731	27.968	96.0	119.1			13:47:07.498	
2-	38.339	18.805	32.904	27.638	97.6	117.7	1:57.686	86.33	3.439	13:49:05.184
3-	38.240	19.223	32.502	27.513	98.1	115.7	1:57.478	86.48	3.231	13:51:02.662
4-	37.889	18.783	33.638	27.499	98.5	115.7	1:57.809	86.24	3.562	13:53:00.471
5-	37.741	18.810	32.251	27.216	98.9	115.1	1:56.018	87.57	1.771	13:54:56.489
6-	37.836	19.144	32.567	27.294	98.7	113.9	1:56.841	86.95	2.594	13:56:53.330
7-	37.547	18.873	32.148	27.190	98.7	114.5	1:55.758	87.77	1.511	13:58:49.088
8-	37.253	18.799	32.067	27.142	98.3	114.5	1:55.261	88.14	1.014	14:00:44.349
9-	37.461	18.693	32.063	27.086	97.8	116.5	1:55.303	88.11	1.056	14:02:39.652
10-	37.730	19.897	32.768	IN PIT		110.3	2:07.674	P 79.57	13.427	14:04:47.326
11-	OUTLAP	19.022	32.106	26.987	98.9	116.5	4:10.743	40.52	2:16.496	14:08:58.069
12-	37.426	18.488	31.836	27.043	98.7	117.1	1:54.793	(3) 88.50	0.546	14:10:52.862
13-	37.238	18.558	31.452	26.999	99.6	116.9	1:54.247	(1) 88.93		14:12:47.109
14-	37.038	18.498	31.750	27.093	99.1	117.1	1:54.379	(2) 88.82	0.132	14:14:41.488
15-	37.382	18.834	31.764	27.054	99.1	115.9	1:55.034	88.32	0.787	14:16:36.522

FREE PRACTICE 2 - SECTOR ANALYSIS



SECTOR 1 = FL to I1, SECTOR 2 = I1 to I2 SECTOR 3 = I2 to I3, SECTOR 4 = I3 to FL, DIFF = Difference To Personal Best Lap, P = Crossed Finish Line in Pit Lane, D = Time Disallowed

P19 48		Sharni PINFOLD				Honda - City Lifting/RS Racing					
IDEAL LAP TIME : 1:55.546		BEST LAP TIME : 1:55.865		DIFFERENCE : 0.319							
LAP	SECTOR 1	SECTOR 2	SECTOR 3	SECTOR 4	SPEED TRAP	LAP TIME	MPH	DIFF	TIME OF DAY		
1-	OUTLAP	19.704	34.039	28.558	100.0	121.1			13:47:11.889		
2-	38.909	19.238	33.273	28.636	100.9	120.6	2:00.056	84.62	4.191	13:49:11.945	
3-	38.928	19.133	33.490	27.974	101.4	118.3	1:59.525	85.00	3.660	13:51:11.470	
4-	39.128	19.563	33.468	IN PIT		116.1	2:06.776	P	80.14	10.911	13:53:18.246
5-	OUTLAP	19.072	32.817	27.820	101.2	118.3	3:03.315	55.42	1:07.450	13:56:21.561	
6-	38.538	18.987	32.979	27.465	101.9	118.7	1:57.969	86.12	2.104	13:58:19.530	
7-	38.806	19.092	32.900	27.535	101.6	117.7	1:58.333	85.86	2.468	14:00:17.863	
8-	38.013	18.838	32.704	27.346	101.2	118.9	1:56.901	86.91	1.036	14:02:14.764	
9-	38.106	18.688	32.384	27.459	101.4	120.0	1:56.637	87.10	0.772	14:04:11.401	
10-	37.681	18.684	32.612	27.406	101.2	120.0	1:56.383	(3)	87.29	0.518	14:06:07.784
11-	38.013	18.853	32.653	27.136	101.6	119.6	1:56.655	87.09	0.790	14:08:04.439	
12-	37.837	18.593	32.351	27.084	101.6	119.1	1:55.865	(1)	87.68		14:10:00.304
13-	37.853	19.159	32.188	27.348	101.6	115.7	1:56.548	87.17	0.683	14:11:56.852	
14-	37.773	18.611	32.640	27.242	101.6	120.4	1:56.266	(2)	87.38	0.401	14:13:53.118
15-	37.880	18.723	32.604	27.253	101.9	119.8	1:56.460	87.24	0.595	14:15:49.578	

P20 66 S		Annabel THOMAS				Honda - Four Anjels Racing					
IDEAL LAP TIME : 1:57.856		BEST LAP TIME : 1:57.975		DIFFERENCE : 0.119							
LAP	SECTOR 1	SECTOR 2	SECTOR 3	SECTOR 4	SPEED TRAP	LAP TIME	MPH	DIFF	TIME OF DAY		
1-	OUTLAP	19.629	33.693	28.758	98.3	119.1				13:47:12.565	
2-	38.512	19.294	33.123	29.095	98.3	121.5	2:00.024	84.65	2.049	13:49:12.589	
3-	38.561	19.215	33.243	28.355	99.1	120.2	1:59.374	85.11	1.399	13:51:11.963	
4-	38.388	19.184	33.189	29.372	97.8	118.7	2:00.133	84.57	2.158	13:53:12.096	
5-	38.255	19.489	33.489	28.899	98.5	117.5	2:00.132	84.57	2.157	13:55:12.228	
6-	39.491	19.392	33.457	IN PIT		118.7	2:12.170	P	76.87	14.195	13:57:24.398
7-	OUTLAP	19.991	33.805	28.687	97.2	117.7	10:15.751	16.50	8:17.776	14:07:40.149	
8-	38.424	19.219	32.985	28.836	98.3	117.5	1:59.464	85.04	1.489	14:09:39.613	
9-	38.213	19.123	33.132	28.821	98.1	117.7	1:59.289	(3)	85.17	1.314	14:11:38.902
10-	38.079	18.907	32.893	28.328	98.3	117.9	1:58.207	(2)	85.95	0.232	14:13:37.109
11-	37.877	18.891	32.760	28.447	97.2	118.5	1:57.975	(1)	86.12		14:15:35.084

P21 56 S		Bradley WILSON				Honda - B.Wilson Racing					
IDEAL LAP TIME : 1:58.195		BEST LAP TIME : 1:58.347		DIFFERENCE : 0.152							
LAP	SECTOR 1	SECTOR 2	SECTOR 3	SECTOR 4	SPEED TRAP	LAP TIME	MPH	DIFF	TIME OF DAY		
1-	OUTLAP	20.495	36.998	29.417	95.8	114.1				13:47:19.410	
2-	39.885	19.533	34.167	28.574	97.0	115.3	2:02.159	83.17	3.812	13:49:21.569	
3-	39.681	19.334	33.804	28.610	96.8	115.3	2:01.429	83.67	3.082	13:51:22.998	
4-	39.952	19.566	33.959	28.909	96.8	113.9	2:02.386	83.01	4.039	13:53:25.384	
5-	40.534	19.380	33.962	28.513	96.8	114.1	2:02.389	83.01	4.042	13:55:27.773	
6-	39.632	19.518	33.799	28.296	96.2	113.5	2:01.245	83.79	2.898	13:57:29.018	
7-	42.334	19.725	33.863	28.598	96.6	111.2	2:04.520	81.59	6.173	13:59:33.538	
8-	39.292	19.111	33.155	28.277	96.6	113.9	1:59.835	(2)	84.78	1.488	14:01:33.373
9-	39.198	19.255	32.967	28.471	92.8	115.1	1:59.891	(3)	84.74	1.544	14:03:33.264
10-	39.566	19.384	33.384	IN PIT		113.7	2:08.730	P	78.92	10.383	14:05:41.994
11-	OUTLAP	20.286	33.544	28.544	95.1	111.4	3:03.651	55.32	1:05.304	14:08:45.645	
12-	39.167	19.039	33.711	28.859	94.5	115.3	2:00.776	84.12	2.429	14:10:46.421	
13-	39.833	19.133	32.913	28.052	97.4	114.9	1:59.931	84.71	1.584	14:12:46.352	
14-	39.011	18.983	32.828	29.326	93.2	115.9	2:00.148	84.56	1.801	14:14:46.500	
15-	38.517	19.135	32.761	27.934	98.7	115.5	1:58.347	(1)	85.85		14:16:44.847

P22 18 S		Jodie FIELDHOUSE				Honda - Go Pink Racing					
IDEAL LAP TIME : 1:59.631		BEST LAP TIME :		DIFFERENCE :							
LAP	SECTOR 1	SECTOR 2	SECTOR 3	SECTOR 4	SPEED TRAP	LAP TIME	MPH	DIFF	TIME OF DAY		
1-	OUTLAP	20.226	33.691	28.565	98.5	120.6				13:47:11.258	
2-	38.634	19.585	32.847	IN PIT		120.0	2:11.562	P	77.22		13:49:22.820
3-	OUTLAP	21.803	36.477	IN PIT		100.7	2:59.609	P	56.56		13:52:22.429

MCRCB BULLETIN TK038

2019 Bennetts British Superbike Championship - Stena Line Round 10

2019 HEL Performance British Motostar Championship

FREE PRACTICE 2 - BEST SECTORS

SECTOR 1				SECTOR 2				SECTOR 3				SECTOR 4				IDEAL / BEST COMPARISON		
POS	NO	NAME	TIME	NO	NAME	TIME	NO	NAME	TIME	NO	NAME	TIME	POS	NO	NAME	IDEAL	BEST	DIFF
																PERFECT LAP	1:45.306	
1	96	PAASCH	34.511	70	WHATLEY	16.792	96	PAASCH	29.554	96	PAASCH	24.449	1	96	PAASCH	1:45.328	1:45.743	0.415
2	70	WHATLEY	34.602	21	van de	16.812	64	DURHAM	29.903	64	DURHAM	24.492	2	70	WHATLEY	1:46.116	1:46.362	0.246
3	14	NIXON	34.672	96	PAASCH	16.814	70	WHATLEY	29.944	21	van de	24.634	3	64	DURHAM	1:46.129	1:46.129	0.000
4	64	DURHAM	34.773	64	DURHAM	16.961	14	NIXON	30.053	23	van de	24.726	4	21	van de BUNT	1:46.475	1:46.534	0.059
5	21	van de	34.804	45	SWANN	16.985	45	SWANN	30.129	45	SWANN	24.776	5	14	NIXON	1:46.777	1:47.033	0.256
6	23	van de	34.927	99	DAVIS	17.018	23	van de	30.177	70	WHATLEY	24.778	6	23	van de LAGEMAAT	1:46.857	1:47.054	0.197
7	45	SWANN	35.073	23	van de	17.027	21	van de	30.225	14	NIXON	24.969	7	45	SWANN	1:46.963	1:47.248	0.285
8	99	DAVIS	35.102	14	NIXON	17.083	19	OGDEN	30.290	11	JONES	25.076	8	99	DAVIS	1:47.655	1:47.744	0.089
9	11	JONES	35.149	11	JONES	17.203	11	JONES	30.446	99	DAVIS	25.077	9	11	JONES	1:47.874	1:48.222	0.348
10	7	BEST	35.530	7	BEST	17.443	99	DAVIS	30.458	72	HORSMAN	25.450	10	7	BEST	1:49.254	1:49.543	0.289
11	19	OGDEN	35.662	72	HORSMAN	17.846	72	HORSMAN	30.611	7	BEST	25.548	11	19	OGDEN	1:49.475	1:49.557	0.082
12	72	HORSMAN	35.822	17	BOURNE	17.868	16	CLARIDG	30.730	19	OGDEN	25.572	12	72	HORSMAN	1:49.729	1:50.087	0.358
13	16	CLARIDG	36.033	16	CLARIDG	17.922	7	BEST	30.733	16	CLARIDG	25.860	13	16	CLARIDGE	1:50.545	1:51.051	0.506
14	17	BOURNE	36.093	19	OGDEN	17.951	17	BOURNE	30.778	17	BOURNE	26.059	14	17	BOURNE	1:50.798	1:51.271	0.473
15	5	JONES	36.205	57	HIATT	18.156	35	KNIGHT	31.452	37	TINKER	26.160	15	37	TINKER	1:52.249	1:52.977	0.728
16	37	TINKER	36.222	5	JONES	18.205	5	JONES	31.489	5	JONES	26.409	16	5	JONES	1:52.308	1:52.415	0.107
17	57	HIATT	36.419	37	TINKER	18.373	37	TINKER	31.494	57	HIATT	26.418	17	57	HIATT	1:52.634	1:52.831	0.197
18	35	KNIGHT	37.038	35	KNIGHT	18.488	57	HIATT	31.641	35	KNIGHT	26.987	18	35	KNIGHT	1:53.965	1:54.247	0.282
19	48	PINFOLD	37.681	48	PINFOLD	18.593	48	PINFOLD	32.188	48	PINFOLD	27.084	19	48	PINFOLD	1:55.546	1:55.865	0.319
20	66	THOMAS	37.877	66	THOMAS	18.891	66	THOMAS	32.760	56	WILSON	27.934	20	66	THOMAS	1:57.856	1:57.975	0.119
21	56	WILSON	38.517	56	WILSON	18.983	56	WILSON	32.761	66	THOMAS	28.328	21	56	WILSON	1:58.195	1:58.347	0.152
22	18	FIELDHO	38.634	18	FIELDHO	19.585	18	FIELDHO	32.847	18	FIELDHO	28.565	22	18	FIELDHOUSE	1:59.631		

Weather / Track : Cloudy / Dry

Results can be found at www.tsl-timing.com

Assen

Circuit Length = 2.8222 miles

Start: 13:45 Flag 14:15 End: 14:17

Printed - 14:19 Friday, 20 September 2019

MCRCB BULLETIN TK039**2019 Bennetts British Superbike Championship - Stena Line Round 10****2019 HEL Performance British Motostar Championship****FREE PRACTICE 2 - BEST SPEEDS**

POS	FINISH LINE			VMAX		
	NO	NAME	MPH	NO	NAME	MPH
1	70	WHATLEY	111.0	70	WHATLEY	131.8
2	45	SWANN	110.7	23	van de LAGEMAAT	131.8
3	23	van de LAGEMAAT	110.4	45	SWANN	131.8
4	21	van de BUNT	109.9	21	van de BUNT	130.5
5	14	NIXON	109.9	96	PAASCH	130.0
6	96	PAASCH	109.6	14	NIXON	129.5
7	64	DURHAM	109.1	11	JONES	129.5
8	99	DAVIS	108.0	99	DAVIS	129.0
9	11	JONES	107.8	64	DURHAM	128.0
10	7	BEST	106.2	5	JONES	127.0
11	5	JONES	105.5	7	BEST	126.6
12	19	OGDEN	103.5	16	CLARIDGE	122.9
13	72	HORSMAN	103.3	37	TINKER	122.0
14	16	CLARIDGE	102.6	66	THOMAS	121.5
15	37	TINKER	102.1	19	OGDEN	121.3
16	48	PINFOLD	101.9	17	BOURNE	121.1
17	57	HIATT	101.6	48	PINFOLD	121.1
18	17	BOURNE	101.2	72	HORSMAN	120.9
19	35	KNIGHT	99.6	18	FIELDHOUSE	120.6
20	66	THOMAS	99.1	57	HIATT	120.0
21	56	WILSON	98.7	35	KNIGHT	119.1
22	18	FIELDHOUSE	98.5	56	WILSON	115.9

Weather / Track : Cloudy / Dry

Results can be found at www.tsl-timing.com

Assen

Circuit Length = 2.8222 miles

Start: 13:45 Flag 14:15 End: 14:17

Printed - 14:19 Friday, 20 September 2019

MCRCB BULLETIN TK040

2019 Bennetts British Superbike Championship - Stena Line Round 10

2019 HEL Performance British Motostar Championship

FREE PRACTICE 2 - STATISTICS

Competitors Started 22
Planned Start 2019-09-20 @ 13:45:00.000
Actual Start 2019-09-20 @ 13:45:00.091
Finish Time 2019-09-20 @ 14:15:00.091
Track Length 2.8222mi.
Total Laps 299
Total Distance Covered 843.8581mi.

Session Fastest Lap History

NO	CL	NAME	LAP TIME	TIME OF DAY	LAP	VEHICLE
23		Ryan van de LAGEMAAT	1:48.700	13:48:46.612	2	KTM
70		Joshua WHATLEY	1:48.683	13:48:46.767	2	KTM
23		Ryan van de LAGEMAAT	1:47.784	13:50:34.394	3	KTM
96		Brandon PAASCH	1:46.968	13:50:38.015	2	KTM
96		Brandon PAASCH	1:45.908	13:52:23.923	3	KTM
96		Brandon PAASCH	1:45.771	14:09:03.206	9	KTM
96		Brandon PAASCH	1:45.743	14:16:12.052	13	KTM

Flag History

TYPE	TIME OF DAY
GREEN	13:45:00.091
FINISH	14:15:00.091

Flag Statistics

TYPE	COUNT	TOTAL LAPS	TOTAL TIME
Green	1	17	32:31.731
Red	0	0	0.000
Safety Car	0	0	0.000
FCY	0	0	0.000

Weather / Track : Cloudy / Dry

MCRCB BULLETIN TK040

2019 Bennetts British Superbike Championship - Stena Line Round 10

2019 HEL Performance British Motostar Championship

FREE PRACTICE 2 - STATISTICS

CLASS :

11 Starters

Fastest Lap History

NO	NAME	LAP TIME	TIME OF DAY	LAP	VEHICLE
23	Ryan van de LAGEMAAT	1:48.700	13:48:46.612	2	KTM
70	Joshua WHATLEY	1:48.683	13:48:46.767	2	KTM
23	Ryan van de LAGEMAAT	1:47.784	13:50:34.394	3	KTM
96	Brandon PAASCH	1:46.968	13:50:38.015	2	KTM
96	Brandon PAASCH	1:45.908	13:52:23.923	3	KTM
96	Brandon PAASCH	1:45.771	14:09:03.206	9	KTM
96	Brandon PAASCH	1:45.743	14:16:12.052	13	KTM

Weather / Track : Cloudy / Dry

Results can be found at www.tsl-timing.com

Page 2 of 3

Assen

Circuit Length = 2.8222 miles

Start: 13:45 Flag 14:15 End: 14:17

Printed - 14:20 Friday, 20 September 2019

MCRCB BULLETIN TK040

2019 Bennetts British Superbike Championship - Stena Line Round 10

2019 HEL Performance British Motostar Championship

FREE PRACTICE 2 - STATISTICS

CLASS : S

11 Starters

Fastest Lap History

NO	NAME	LAP TIME	TIME OF DAY	LAP	VEHICLE
19	Scott OGDEN	1:51.644	13:48:50.886	2	Honda
16	Harvey CLARIDGE	1:51.319	13:48:51.556	2	Honda
19	Scott OGDEN	1:50.463	13:50:41.349	3	Honda
19	Scott OGDEN	1:49.557	13:52:30.906	4	Honda

Weather / Track : Cloudy / Dry

Results can be found at www.tsl-timing.com

Page 3 of 3

Assen

Circuit Length = 2.8222 miles

Start: 13:45 Flag 14:15 End: 14:17

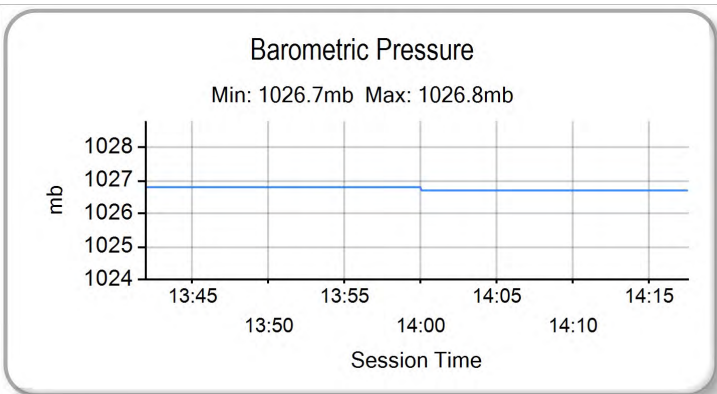
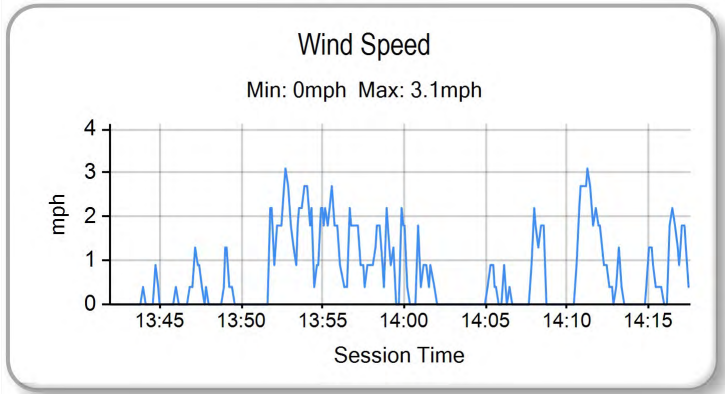
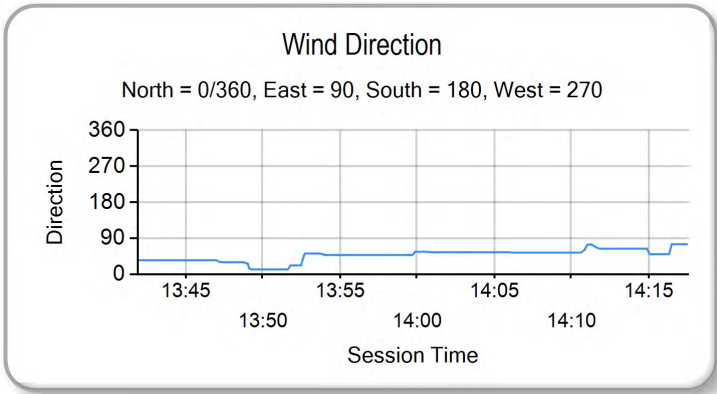
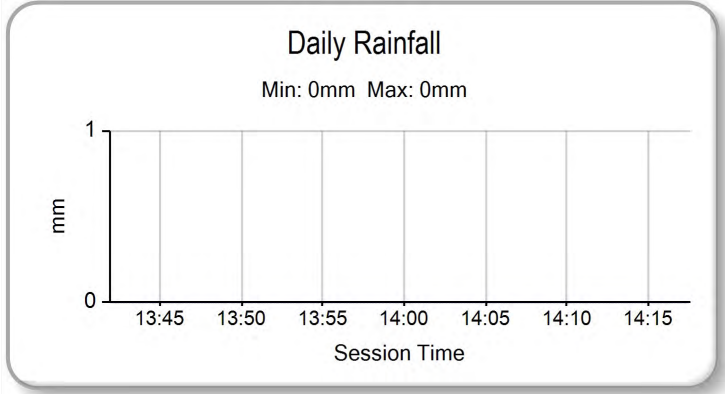
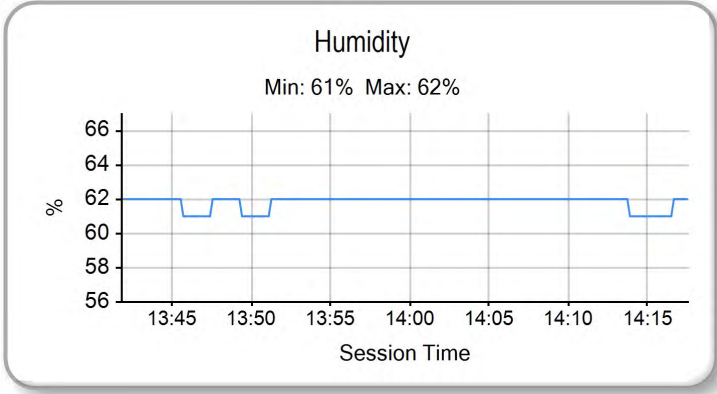
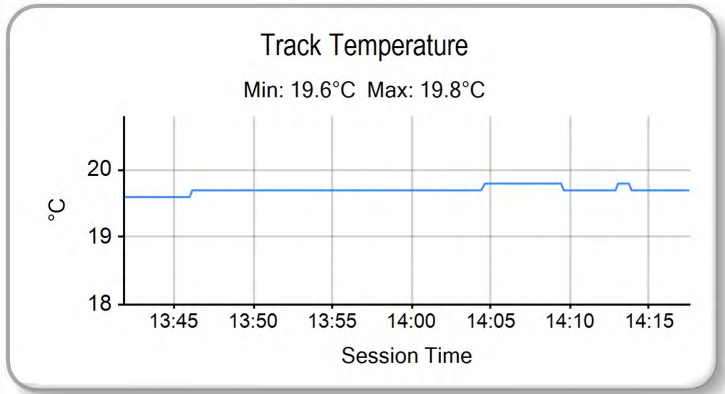
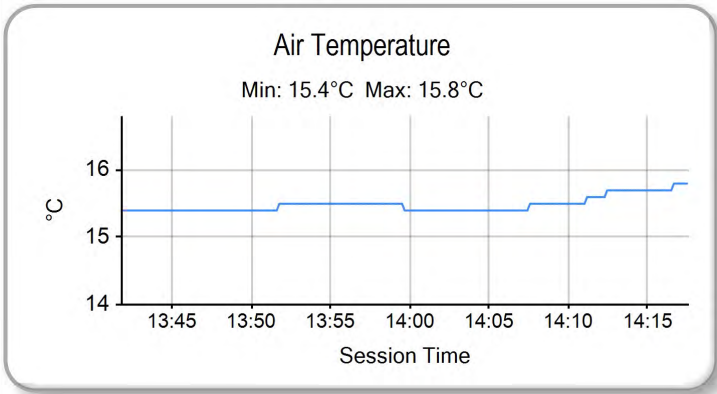
Printed - 14:20 Friday, 20 September 2019

MCRCB BULLETIN TK041

2019 Bennetts British Superbike Championship - Stena Line Round 10

2019 HEL Performance British Motostar Championship

FREE PRACTICE 2 - WEATHER CONDITIONS



Weather / Track : Cloudy / Dry

Results can be found at www.tsl-timing.com

Assen
Circuit Length = 2.8222 miles
Start: 13:45 Flag 14:15 End: 14:17

Printed - 14:20 Friday, 20 September 2019



POS	NO	CL	PIC NAME	NAT	ENTRY	TIME	ON	LAPS	GAP	DIFF	MPH
1	11		1 Dan JONES	GBR	KTM - City Lifting/RS Racing	1:45.696	8	13			96.12
2	96		2 Brandon PAASCH	USA	KTM - FPW Racing	1:45.893	11	14	0.197	0.197	95.94
3	21		3 Jerry van de BUNT	NED	KTM - Raha61/LJ-Racing	1:46.267	15	16	0.571	0.374	95.60
4	70		4 Joshua WHATLEY	GBR	KTM - KRP	1:46.303	14	14	0.607	0.036	95.57
5	64		5 Asher DURHAM	GBR	Mahindra - Microlise Cresswell Racing	1:46.532	15	15	0.836	0.229	95.37
6	23		6 Ryan van de LAGEMAAT	NED	KTM - Qnium Racing	1:47.118	14	14	1.422	0.586	94.85
7	45		7 Scott SWANN	GBR	IFS KTM - IFS Team Swann Racing	1:47.325	11	15	1.629	0.207	94.66
8	14		8 Jack NIXON	GBR	KTM - Santander Salt	1:47.358	14	15	1.662	0.033	94.63
9	99		9 Jamie DAVIS	GBR	KTM - FPW Racing	1:47.389	12	15	1.693	0.031	94.61
10	7		10 Edmund BEST	GBR	KTM - SymCirrus Motorsport	1:48.552	12	16	2.856	1.163	93.59
11	5		11 Osian JONES	GBR	KTM - SymCirrus Motorsport	1:48.694	14	14	2.998	0.142	93.47
12	19	S	1 Scott OGDEN	GBR	Honda - Premium Motorhomes Scott Ogden Racing	1:49.392	9	16	3.696	0.698	92.87
13	72	S	2 Cameron HORSMAN	GBR	Honda - Nova Racing/SP 125	1:49.913	7	16	4.217	0.521	92.43
14	16	S	3 Harvey CLARIDGE	GBR	Honda - Nova Racing/SP 125	1:50.152	8	16	4.456	0.239	92.23
15	17	S	4 Franco BOURNE	GBR	Honda - Franco Bourne / SP125	1:51.629	7	15	5.933	1.477	91.01
16	37	S	5 Corey TINKER	GBR	Honda - Microlise Cresswell Racing	1:51.756	8	14	6.060	0.127	90.91
17	35	S	6 Jeremy KNIGHT	GBR	Honda - Jeremy Knight Racing / SP125	1:52.323	14	15	6.627	0.567	90.45
18	18	S	7 Jodie FIELDHOUSE	GBR	Honda - Go Pink Racing	1:54.809	12	13	9.113	2.486	88.49
19	57	S	8 Josh HIATT	GBR	Honda - Sorrymate.com	1:54.924	3	8	9.228	0.115	88.40
20	48		12 Sharni PINFOLD	AUS	Honda - City Lifting/RS Racing	1:55.171	15	15	9.475	0.247	88.21
21	66	S	9 Annabel THOMAS	GBR	Honda - Four Anjels Racing	1:57.131	6	10	11.435	1.960	86.74
22	56	S	10 Bradley WILSON	GBR	Honda - B.Wilson Racing	1:58.621	8	14	12.925	1.490	85.65

CLASS "" - QUALIFYING LAPTIME (110.0% of 1:45.696) = 1:56.265

CLASS "S" - QUALIFYING LAPTIME (110.0% of 1:49.392) = 2:00.331

- #16 - Lap 5 time cancelled - Exceeded track limits at turn 11
 #5 - Lap 6 time cancelled - Exceeded track limits at turn 11
 #64 - Lap 10 time cancelled - Course cut at turns 6/7/8
 #17 - Lap 11 time cancelled - Cut the chicane turns 16/17/18
 #11 - Lap 10 time cancelled - Exceeded track limits at turn 11

Weather / Track : Sunny / Dry

These results are provisional until the conclusion of any judicial and technical matters.

Assen

Circuit Length = 2.8222 miles

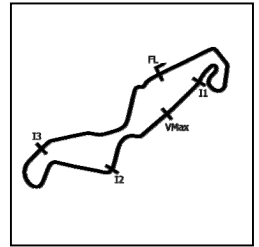
Start: 10:00 Flag 10:30 End: 10:32

Race Director :	Stewards :	Timekeeper :
-----------------	------------	--------------

Results can be found at www.britishsuperbike.com

Printed - 10:32 Saturday, 21 September 2019

QUALIFYING - SECTOR ANALYSIS



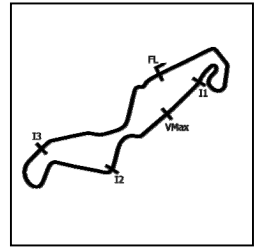
SECTOR 1 = FL to I1, SECTOR 2 = I1 to I2 SECTOR 3 = I2 to I3, SECTOR 4 = I3 to FL, DIFF = Difference To Personal Best Lap, P = Crossed Finish Line in Pit Lane, D = Time Disallowed

P1 11 Dan JONES		KTM - City Lifting/RS Racing								
IDEAL LAP TIME : 1:45.695		BEST LAP TIME : 1:45.696		DIFFERENCE : 0.001						
LAP	SECTOR 1	SECTOR 2	SECTOR 3	SECTOR 4	SPEED TRAP	LAP TIME	MPH	DIFF	TIME OF DAY	
1-	OUTLAP	17.613	31.221	25.684	104.0	127.8			10:02:35.162	
2-	36.092	17.340	30.891	25.235	105.7	129.3	1:49.558	92.73	3.862	10:04:24.720
3-	35.495	17.250	30.650	25.204	107.5	129.0	1:48.599	93.55	2.903	10:06:13.319
4-	35.292	17.187	30.431	24.898	108.3	128.8	1:47.808	94.24	2.112	10:08:01.127
5-	35.532	17.313	30.974	IN PIT		128.5	1:58.560	P	85.69	10:09:59.687
6-	OUTLAP	17.443	30.508	25.485	108.8	128.5	5:45.546	29.40	3:59.850	10:15:45.233
7-	35.109	17.100	30.093	24.716	108.3	129.3	1:47.018	94.93	1.322	10:17:32.251
8-	34.558	16.856	29.825	24.457	108.8	130.5	1:45.696	(1)	96.12	10:19:17.947
9-	34.896	19.375	31.142	IN PIT		114.1	1:56.847	P	86.95	10:21:14.794
10-	OUTLAP	17.147	30.571	25.152	107.2	129.8	4:42.357	D	35.98	10:25:57.151
11-	35.034	17.025	30.301	25.328	108.5	129.8	1:47.688	94.34	1.992	10:27:44.839
12-	34.721	16.985	29.869	24.941	108.3	129.5	1:46.516	(3)	95.38	10:29:31.355
13-	34.609	17.005	29.824	24.779	108.0	129.3	1:46.217	(2)	95.65	10:31:17.572

P2 96 Brandon PAASCH		KTM - FPW Racing								
IDEAL LAP TIME : 1:45.664		BEST LAP TIME : 1:45.893		DIFFERENCE : 0.229						
LAP	SECTOR 1	SECTOR 2	SECTOR 3	SECTOR 4	SPEED TRAP	LAP TIME	MPH	DIFF	TIME OF DAY	
1-	OUTLAP	18.904	32.071	26.559	105.5	124.7			10:02:02.464	
2-	41.301	17.459	30.443	25.385	108.5	129.8	1:54.588	88.66	8.695	10:03:57.052
3-	46.531	21.779	31.400	25.687	107.2	89.5	2:05.397	81.02	19.504	10:06:02.449
4-	35.487	17.119	29.912	25.037	108.8	128.5	1:47.555	94.46	1.662	10:07:50.004
5-	35.368	17.084	29.778	25.033	108.5	129.5	1:47.263	94.72	1.370	10:09:37.267
6-	34.968	17.332	30.371	24.745	109.3	130.5	1:47.416	94.58	1.523	10:11:24.683
7-	34.779	16.918	29.696	24.617	109.6	130.5	1:46.010	(2)	95.84	10:13:10.693
8-	35.511	17.454	30.314	IN PIT		128.5	1:57.718	P	86.30	10:15:08.411
9-	OUTLAP	17.846	31.382	25.432	106.7	126.3	6:41.871	25.28	4:55.978	10:21:50.282
10-	35.108	17.225	29.867	25.193	108.0	128.0	1:47.393	94.60	1.500	10:23:37.675
11-	34.548	16.941	29.663	24.741	107.8	129.3	1:45.893	(1)	95.94	10:25:23.568
12-	34.785	16.904	29.595	24.939	108.3	129.0	1:46.223	(3)	95.64	10:27:09.791
13-	34.746	17.039	29.901	24.845	108.5	129.0	1:46.531	95.37	0.638	10:28:56.322
14-	34.918	17.137	29.717	24.851	108.8	128.8	1:46.623	95.29	0.730	10:30:42.945

P3 21 Jerry van de BUNT		KTM - Raha61/LJ-Racing								
IDEAL LAP TIME : 1:46.170		BEST LAP TIME : 1:46.267		DIFFERENCE : 0.097						
LAP	SECTOR 1	SECTOR 2	SECTOR 3	SECTOR 4	SPEED TRAP	LAP TIME	MPH	DIFF	TIME OF DAY	
1-	OUTLAP	18.145	32.936	26.799	106.0	128.5			10:01:59.821	
2-	36.506	17.515	31.509	25.852	107.5	128.8	1:51.382	91.21	5.115	10:03:51.203
3-	36.322	17.963	32.115	26.845	104.5	124.7	1:53.245	89.71	6.978	10:05:44.448
4-	36.688	21.262	34.904	26.418	106.0	79.8	1:59.272	85.18	13.005	10:07:43.720
5-	35.253	17.041	30.293	25.211	108.0	130.5	1:47.798	94.25	1.531	10:09:31.518
6-	35.908	17.416	30.415	25.412	108.0	129.3	1:49.151	93.08	2.884	10:11:20.669
7-	35.001	17.066	30.201	24.980	107.2	130.3	1:47.248	94.73	0.981	10:13:07.917
8-	36.754	18.856	30.706	IN PIT		104.0	2:03.219	P	82.45	10:15:11.136
9-	OUTLAP	17.658	32.405	26.237	107.8	128.3	2:07.399	79.75	21.132	10:17:18.535
10-	34.848	16.974	30.231	25.934	107.5	129.3	1:47.987	94.08	1.720	10:19:06.522
11-	34.763	16.950	30.200	24.984	106.2	129.8	1:46.897	95.04	0.630	10:20:53.419
12-	37.239	22.494	34.087	25.232	107.2	90.3	1:59.052	85.34	12.785	10:22:52.471
13-	34.789	16.890	30.248	24.880	107.2	129.5	1:46.807	95.12	0.540	10:24:39.278
14-	34.612	16.879	30.346	24.827	107.0	130.3	1:46.664	(3)	95.25	10:26:25.942
15-	34.564	16.821	30.107	24.775	108.0	130.0	1:46.267	(1)	95.60	10:28:12.209
16-	34.651	16.900	30.117	24.678	108.0	129.5	1:46.346	(2)	95.53	10:29:58.555

QUALIFYING - SECTOR ANALYSIS



SECTOR 1 = FL to I1, SECTOR 2 = I1 to I2 SECTOR 3 = I2 to I3, SECTOR 4 = I3 to FL, DIFF = Difference To Personal Best Lap, P = Crossed Finish Line in Pit Lane, D = Time Disallowed

P4 70		Joshua WHATLEY				KTM - KRP				
IDEAL LAP TIME : 1:46.131		BEST LAP TIME : 1:46.303				DIFFERENCE : 0.172				
LAP	SECTOR 1	SECTOR 2	SECTOR 3	SECTOR 4	SPEED TRAP	LAP TIME	MPH	DIFF	TIME OF DAY	
1-	OUTLAP	19.812	32.523	26.618	107.8	117.3			10:02:02.097	
2-	36.609	17.546	31.164	25.308	108.8	132.1	1:50.627	4.324	10:03:52.724	
3-	35.446	17.492	32.788	IN PIT		130.8	2:08.214	P 21.911	10:06:00.938	
4-	OUTLAP	20.655	33.906	25.340	106.7	98.9	4:07.075	41.12	2:20.772	10:10:08.013
5-	35.183	17.010	30.660	25.283	110.4	133.1	1:48.136	93.95	1.833	10:11:56.149
6-	35.486	17.086	30.331	25.327	108.8	131.0	1:48.230	93.87	1.927	10:13:44.379
7-	34.953	16.922	30.115	24.996	109.9	131.5	1:46.986	94.96	0.683	10:15:31.365
8-	39.296	21.076	33.557	25.911	109.3	106.6	1:59.840	84.78	13.537	10:17:31.205
9-	35.002	16.899	30.172	24.819	110.7	131.5	1:46.892	95.05	0.589	10:19:18.097
10-	35.597	17.603	31.678	IN PIT		129.0	2:02.829	P 82.71	16.526	10:21:20.926
11-	OUTLAP	16.982	30.223	24.912	109.3	131.8	4:05.460	41.39	2:19.157	10:25:26.386
12-	34.830	16.877	30.174	24.895	110.1	132.1	1:46.776	(3) 95.15	0.473	10:27:13.162
13-	34.620	16.761	30.239	25.063	110.1	132.1	1:46.683	(2) 95.23	0.380	10:28:59.845
14-	34.726	16.827	29.961	24.789	109.9	132.1	1:46.303	(1) 95.57		10:30:46.148

P5 64		Asher DURHAM				Mahindra - Microlise Cresswell Racing				
IDEAL LAP TIME : 1:46.491		BEST LAP TIME : 1:46.532				DIFFERENCE : 0.041				
LAP	SECTOR 1	SECTOR 2	SECTOR 3	SECTOR 4	SPEED TRAP	LAP TIME	MPH	DIFF	TIME OF DAY	
1-	OUTLAP	18.229	34.615	28.494	96.2	124.2			10:02:30.516	
2-	38.300	24.772	31.175	25.581	105.7	96.5	1:59.828	84.78	13.296	10:04:30.344
3-	36.049	17.620	30.573	25.323	106.7	126.1	1:49.565	92.73	3.033	10:06:19.909
4-	35.319	17.366	30.216	25.157	106.5	127.8	1:48.058	94.02	1.526	10:08:07.967
5-	42.957	20.438	33.954	25.437	106.2	96.8	2:02.786	82.74	16.254	10:10:10.753
6-	35.363	17.111	30.235	24.939	107.0	127.5	1:47.648	94.38	1.116	10:11:58.401
7-	35.184	17.094	29.917	24.748	107.2	129.3	1:46.943	(3) 95.00	0.411	10:13:45.344
8-	34.870	17.012	30.045	24.936	107.5	131.3	1:46.863	(2) 95.07	0.331	10:15:32.207
9-	41.058	18.595	30.766	IN PIT		119.1	2:05.744	P 80.80	19.212	10:17:37.951
10-	OUTLAP	23.325	30.884	25.464	106.0	110.0	3:55.040	D 43.22	2:08.508	10:21:32.991
11-	35.326	17.060	30.073	25.139	107.2	127.8	1:47.598	94.42	1.066	10:23:20.589
12-	35.031	17.104	30.067	24.878	106.7	127.3	1:47.080	94.88	0.548	10:25:07.669
13-	34.931	17.024	30.415	25.141	107.0	128.8	1:47.511	94.50	0.979	10:26:55.180
14-	35.086	17.052	29.885	25.015	107.2	128.3	1:47.038	94.92	0.506	10:28:42.218
15-	34.884	17.011	29.862	24.775	106.7	128.0	1:46.532	(1) 95.37		10:30:28.750

P6 23		Ryan van de LAGEMAAT				KTM - Qnium Racing				
IDEAL LAP TIME : 1:46.907		BEST LAP TIME : 1:47.118				DIFFERENCE : 0.211				
LAP	SECTOR 1	SECTOR 2	SECTOR 3	SECTOR 4	SPEED TRAP	LAP TIME	MPH	DIFF	TIME OF DAY	
1-	OUTLAP	19.849	32.501	26.528	106.2	107.0			10:02:01.529	
2-	36.798	17.728	31.284	25.496	108.5	131.0	1:51.306	91.28	4.188	10:03:52.835
3-	35.681	17.294	32.419	IN PIT		131.5	2:07.318	P 79.80	20.200	10:06:00.153
4-	OUTLAP	21.005	32.815	25.671	106.0	101.6	4:06.927	41.14	2:19.809	10:10:07.080
5-	35.604	17.384	30.685	25.307	108.0	129.5	1:48.980	93.22	1.862	10:11:56.060
6-	35.965	17.143	30.328	24.973	109.9	131.5	1:48.409	93.72	1.291	10:13:44.469
7-	35.236	17.098	30.227	24.941	108.5	131.3	1:47.502	94.51	0.384	10:15:31.971
8-	38.583	22.065	34.296	26.063	107.5	98.3	2:01.007	83.96	13.889	10:17:32.978
9-	35.146	17.632	33.096	IN PIT		130.5	2:04.170	P 81.82	17.052	10:19:37.148
10-	OUTLAP	18.624	31.737	IN PIT		120.2	3:33.280	P 47.63	1:46.162	10:23:10.428
11-	OUTLAP	17.137	30.221	24.968	108.3	131.3	2:16.619	74.36	29.501	10:25:27.047
12-	35.026	17.139	30.193	24.935	108.5	130.5	1:47.293	(3) 94.69	0.175	10:27:14.340
13-	34.946	17.033	30.336	24.962	108.0	130.8	1:47.277	(2) 94.70	0.159	10:29:01.617
14-	34.760	17.135	30.179	25.044	107.8	131.0	1:47.118	(1) 94.85		10:30:48.735

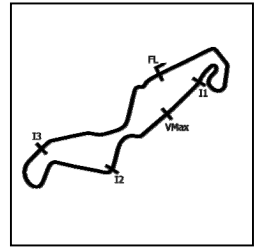
Weather / Track : Sunny / Dry

Assen

Circuit Length = 2.8222 miles

Start: 10:00 Flag 10:30 End: 10:32

QUALIFYING - SECTOR ANALYSIS



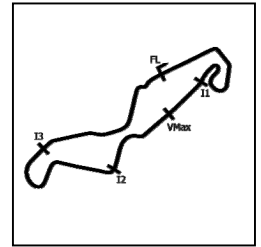
SECTOR 1 = FL to I1, SECTOR 2 = I1 to I2 SECTOR 3 = I2 to I3, SECTOR 4 = I3 to FL, DIFF = Difference To Personal Best Lap, P = Crossed Finish Line in Pit Lane, D = Time Disallowed

P7 45		Scott SWANN		IFS KTM - IFS Team Swann Racing						
IDEAL LAP TIME : 1:47.228		BEST LAP TIME : 1:47.325		DIFFERENCE : 0.097						
LAP	SECTOR 1	SECTOR 2	SECTOR 3	SECTOR 4	SPEED TRAP	LAP TIME	MPH	DIFF	TIME OF DAY	
1-	OUTLAP	18.299	32.223	26.765	108.5	129.3			10:02:01.110	
2-	36.692	17.409	31.227	25.486	107.8	129.5	1:50.814	91.68	3.489	10:03:51.924
3-	36.281	20.681	31.200	25.917	108.8	87.8	1:54.079	89.06	6.754	10:05:46.003
4-	40.264	18.560	32.356	25.140	109.1	121.3	1:56.320	87.34	8.995	10:07:42.323
5-	35.438	17.672	30.627	25.178	108.8	131.5	1:48.915	93.28	1.590	10:09:31.238
6-	35.561	17.335	30.347	25.292	108.0	130.8	1:48.535	93.61	1.210	10:11:19.773
7-	35.626	17.128	30.332	25.160	109.3	129.3	1:48.246	93.86	0.921	10:13:08.019
8-	37.218	22.254	31.710	IN PIT		84.2	2:04.873	P	17.548	10:15:12.892
9-	OUTLAP	17.377	30.314	25.331	108.0	128.3	4:27.344	38.00	2:40.019	10:19:40.236
10-	35.293	16.946	30.265	25.011	107.5	132.6	1:47.515	(2)	0.190	10:21:27.751
11-	35.173	17.043	30.136	24.973	108.3	129.5	1:47.325	(1)	94.66	10:23:15.076
12-	35.237	17.048	30.295	24.993	108.3	129.8	1:47.573	(3)	0.248	10:25:02.649
13-	35.375	17.072	30.181	25.112	108.3	129.5	1:47.740	94.30	0.415	10:26:50.389
14-	35.733	17.065	30.193	24.986	108.8	129.3	1:47.977	94.09	0.652	10:28:38.366
15-	35.283	17.087	30.277	25.068	108.5	130.0	1:47.715	94.32	0.390	10:30:26.081

P8 14		Jack NIXON		KTM - Santander Salt						
IDEAL LAP TIME : 1:46.826		BEST LAP TIME : 1:47.358		DIFFERENCE : 0.532						
LAP	SECTOR 1	SECTOR 2	SECTOR 3	SECTOR 4	SPEED TRAP	LAP TIME	MPH	DIFF	TIME OF DAY	
1-	OUTLAP	18.200	32.354	26.322	107.2	128.3			10:02:04.441	
2-	36.490	17.220	31.067	25.420	108.0	130.5	1:50.197	92.20	2.839	10:03:54.638
3-	35.669	17.281	31.129	IN PIT		130.0	1:57.586	P	10.228	10:05:52.224
4-	OUTLAP	19.166	33.362	27.039	107.2	119.4	4:15.357	39.78	2:27.999	10:10:07.581
5-	35.383	17.376	30.626	25.647	108.5	130.0	1:49.032	93.18	1.674	10:11:56.613
6-	35.523	17.133	30.266	25.229	109.1	131.3	1:48.151	93.94	0.793	10:13:44.764
7-	35.301	17.127	30.535	24.882	109.9	130.8	1:47.845	94.21	0.487	10:15:32.609
8-	36.249	17.942	33.789	28.184	108.0	124.5	1:56.164	87.46	8.806	10:17:28.773
9-	35.149	17.552	30.473	25.786	108.0	128.0	1:48.960	93.24	1.602	10:19:17.733
10-	34.979	17.260	30.196	25.250	108.5	128.5	1:47.685	(2)	0.327	10:21:05.418
11-	38.218	18.634	31.538	26.792	108.0	121.1	1:55.182	88.20	7.824	10:23:00.600
12-	34.866	17.163	30.067	25.603	108.0	128.8	1:47.699	(3)	0.341	10:24:48.299
13-	34.871	17.214	30.390	25.408	108.3	128.5	1:47.883	94.17	0.525	10:26:36.182
14-	34.750	17.257	30.085	25.266	107.0	128.5	1:47.358	(1)	94.63	10:28:23.540
15-	34.884	17.480	31.090	27.769	98.1	128.0	1:51.223	91.34	3.865	10:30:14.763

P9 99		Jamie DAVIS		KTM - FPW Racing						
IDEAL LAP TIME : 1:47.122		BEST LAP TIME : 1:47.389		DIFFERENCE : 0.267						
LAP	SECTOR 1	SECTOR 2	SECTOR 3	SECTOR 4	SPEED TRAP	LAP TIME	MPH	DIFF	TIME OF DAY	
1-	OUTLAP	18.840	33.133	26.296	106.7	124.5			10:02:03.887	
2-	37.612	17.968	31.590	25.794	107.8	130.0	1:52.964	89.94	5.575	10:03:56.851
3-	36.097	17.485	30.948	26.075	107.5	129.3	1:50.605	91.85	3.216	10:05:47.456
4-	35.898	17.527	31.101	25.797	106.2	128.3	1:50.323	92.09	2.934	10:07:37.779
5-	35.718	17.288	30.996	25.829	106.7	127.3	1:49.831	92.50	2.442	10:09:27.610
6-	40.216	17.398	30.784	25.386	108.0	129.5	1:53.784	89.29	6.395	10:11:21.394
7-	35.437	17.218	30.494	25.519	106.7	129.5	1:48.668	93.49	1.279	10:13:10.062
8-	35.338	17.225	30.498	25.420	107.0	127.3	1:48.481	93.65	1.092	10:14:58.543
9-	41.336	18.176	31.608	IN PIT		120.4	2:06.771	P	19.382	10:17:05.314
10-	OUTLAP	17.722	31.006	25.136	107.5	124.7	4:22.948	38.63	2:35.559	10:21:28.262
11-	35.248	17.068	30.352	25.225	107.5	128.5	1:47.893	94.16	0.504	10:23:16.155
12-	34.886	17.059	30.284	25.160	107.8	128.5	1:47.389	(1)	94.61	10:25:03.544
13-	34.949	16.968	30.264	25.248	107.8	129.5	1:47.429	(2)	0.040	10:26:50.973
14-	35.344	17.049	30.358	25.176	108.0	130.5	1:47.927	94.13	0.538	10:28:38.900
15-	35.056	17.062	30.409	25.004	108.8	130.5	1:47.531	(3)	0.142	10:30:26.431

QUALIFYING - SECTOR ANALYSIS



SECTOR 1 = FL to I1, SECTOR 2 = I1 to I2 SECTOR 3 = I2 to I3, SECTOR 4 = I3 to FL, DIFF = Difference To Personal Best Lap, P = Crossed Finish Line in Pit Lane, D = Time Disallowed

P10 7		Edmund BEST			KTM - SymCIRRUS Motorsport					
IDEAL LAP TIME : 1:48.201		BEST LAP TIME : 1:48.552			DIFFERENCE : 0.351					
LAP	SECTOR 1	SECTOR 2	SECTOR 3	SECTOR 4	SPEED TRAP	LAP TIME	MPH	DIFF	TIME OF DAY	
1-	OUTLAP	18.283	32.456	26.228	105.5	125.2			10:02:01.909	
2-	36.771	17.744	31.285	25.768	105.0	128.0	1:51.568	91.06	3.016	10:03:53.477
3-	36.011	17.721	31.248	26.136	106.0	124.9	1:51.116	91.43	2.564	10:05:44.593
4-	36.137	22.694	34.144	26.353	106.2	78.7	1:59.328	85.14	10.776	10:07:43.921
5-	35.683	17.652	31.168	25.845	105.5	127.5	1:50.348	92.07	1.796	10:09:34.269
6-	35.855	17.687	30.909	25.745	106.0	123.5	1:50.196	92.20	1.644	10:11:24.465
7-	35.518	17.454	30.717	25.593	106.2	126.3	1:49.282	92.97	0.730	10:13:13.747
8-	35.354	17.502	30.553	25.374	106.7	126.6	1:48.783	93.39	0.231	10:15:02.530
9-	35.372	17.541	30.666	25.684	105.2	124.9	1:49.263	92.98	0.711	10:16:51.793
10-	37.684	17.830	31.736	IN PIT		125.6	1:57.224	P 86.67	8.672	10:18:49.017
11-	OUTLAP	17.591	30.629	25.416	105.7	125.6	2:39.823	63.57	51.271	10:21:28.840
12-	35.301	17.345	30.387	25.519	105.2	126.3	1:48.552 (1)	93.59		10:23:17.392
13-	35.095	17.390	30.534	25.752	104.7	126.6	1:48.771	93.40	0.219	10:25:06.163
14-	35.258	17.654	31.556	25.415	106.2	125.4	1:49.883	92.46	1.331	10:26:56.046
15-	35.215	17.416	30.448	25.502	105.5	125.2	1:48.581	(2) 93.57	0.029	10:28:44.627
16-	35.326	17.441	30.457	25.491	105.0	125.6	1:48.715	(3) 93.45	0.163	10:30:33.342

P11 5		Osian JONES			KTM - SymCIRRUS Motorsport					
IDEAL LAP TIME : 1:48.386		BEST LAP TIME : 1:48.694			DIFFERENCE : 0.308					
LAP	SECTOR 1	SECTOR 2	SECTOR 3	SECTOR 4	SPEED TRAP	LAP TIME	MPH	DIFF	TIME OF DAY	
1-	OUTLAP	18.915	33.218	27.228	105.7	129.3				10:02:05.248
2-	36.739	17.841	31.775	26.225	105.7	130.5	1:52.580	90.24	3.886	10:03:57.828
3-	36.257	17.834	30.906	25.949	104.7	129.0	1:50.946	91.57	2.252	10:05:48.774
4-	36.090	17.863	32.323	26.244	106.0	129.0	1:52.520	90.29	3.826	10:07:41.294
5-	35.774	18.420	35.025	IN PIT		128.8	2:04.645	P 81.51	15.951	10:09:45.939
6-	OUTLAP	18.208	32.011	26.723	105.2	125.2	5:58.404	D 28.34	4:09.707	10:15:44.340
7-	36.214	17.762	30.995	25.877	106.0	128.3	1:50.848	91.65	2.154	10:17:35.188
8-	35.748	17.768	31.040	26.151	106.2	127.0	1:50.707	91.77	2.013	10:19:25.895
9-	35.991	17.876	30.959	25.895	106.0	126.3	1:50.721	91.76	2.027	10:21:16.616
10-	37.580	20.643	32.488	26.594	104.5	101.9	1:57.305	86.61	8.611	10:23:13.921
11-	38.970	17.413	30.596	25.547	106.5	129.5	1:52.526	90.29	3.832	10:25:06.447
12-	35.226	17.567	30.725	25.799	106.2	130.0	1:49.317	(3) 92.94	0.623	10:26:55.764
13-	35.630	17.658	30.295	25.507	108.0	124.9	1:49.090	(2) 93.13	0.396	10:28:44.854
14-	35.198	17.719	30.297	25.480	107.8	123.3	1:48.694 (1)	93.47		10:30:33.548

P12 19 S		Scott OGDEN			Honda - Premium Motorhomes Scott Ogden Racing					
IDEAL LAP TIME : 1:49.167		BEST LAP TIME : 1:49.392			DIFFERENCE : 0.225					
LAP	SECTOR 1	SECTOR 2	SECTOR 3	SECTOR 4	SPEED TRAP	LAP TIME	MPH	DIFF	TIME OF DAY	
1-	OUTLAP	19.858	33.385	27.256	100.3	116.9				10:02:00.477
2-	37.151	18.612	31.654	26.006	102.1	120.2	1:53.423	89.57	4.031	10:03:53.900
3-	36.062	18.222	30.863	26.968	100.7	120.4	1:52.115	90.62	2.723	10:05:46.015
4-	36.208	18.386	30.977	26.443	102.6	118.3	1:52.014	90.70	2.622	10:07:38.029
5-	35.924	18.115	30.669	26.040	101.9	120.2	1:50.748	91.74	1.356	10:09:28.777
6-	37.230	20.444	30.833	25.843	101.6	99.1	1:54.350	88.85	4.958	10:11:23.127
7-	35.685	17.923	30.877	25.731	101.2	119.8	1:50.216	(3) 92.18	0.824	10:13:13.343
8-	35.659	18.067	30.190	25.561	103.0	121.1	1:49.477	(2) 92.80	0.085	10:15:02.820
9-	35.590	17.857	30.403	25.542	103.3	121.5	1:49.392 (1)	92.87		10:16:52.212
10-	36.730	18.119	30.602	26.219	102.3	120.6	1:51.670	90.98	2.278	10:18:43.882
11-	35.663	17.887	31.690	27.932	97.2	120.6	1:53.172	89.77	3.780	10:20:37.054
12-	40.349	18.027	30.439	IN PIT		120.4	2:02.640	P 82.84	13.248	10:22:39.694
13-	OUTLAP	17.994	31.134	26.087	101.6	123.1	2:11.072	77.51	21.680	10:24:50.766
14-	35.916	17.845	30.812	26.072	101.4	122.9	1:50.645	91.82	1.253	10:26:41.411
15-	36.743	19.212	30.751	25.986	102.3	109.2	1:52.692	90.15	3.300	10:28:34.103
16-	35.799	17.871	30.795	26.068	101.4	121.5	1:50.533	91.91	1.141	10:30:24.636

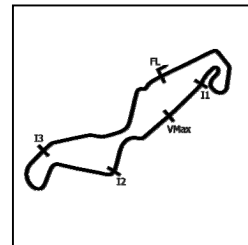
Weather / Track : Sunny / Dry

Assen

Circuit Length = 2.8222 miles

Start: 10:00 Flag 10:30 End: 10:32

QUALIFYING - SECTOR ANALYSIS



SECTOR 1 = FL to I1, SECTOR 2 = I1 to I2 SECTOR 3 = I2 to I3, SECTOR 4 = I3 to FL, DIFF = Difference To Personal Best Lap, P = Crossed Finish Line in Pit Lane, D = Time Disallowed

P13 72 S		Cameron HORSMAN				Honda - Nova Racing/SP 125				
IDEAL LAP TIME : 1:49.805		BEST LAP TIME : 1:49.913				DIFFERENCE : 0.108				
LAP	SECTOR 1	SECTOR 2	SECTOR 3	SECTOR 4	SPEED TRAP	LAP TIME	MPH	DIFF	TIME OF DAY	
1-	OUTLAP	18.567	32.717	27.136	99.8	118.9			10:02:00.981	
2-	37.395	18.292	31.617	25.801	102.6	122.0	1:53.105	89.82	3.192	10:03:54.086
3-	36.761	18.151	31.239	26.119	103.0	121.1	1:52.270	90.49	2.357	10:05:46.356
4-	36.284	18.104	31.015	26.502	102.3	120.9	1:51.905	90.79	1.992	10:07:38.261
5-	36.237	17.810	30.932	26.237	101.2	120.4	1:51.216	91.35	1.303	10:09:29.477
6-	36.276	18.140	30.878	25.810	101.9	119.4	1:51.104	91.44	1.191	10:11:20.581
7-	35.802	17.915	30.535	25.661	102.1	120.4	1:49.913 (1)	92.43		10:13:10.494
8-	36.232	17.918	30.926	25.757	101.6	120.0	1:50.833	91.67	0.920	10:15:01.327
9-	36.237	18.008	30.628	25.658	100.3	118.9	1:50.531 (2)	91.92	0.618	10:16:51.858
10-	36.032	17.976	30.868	26.654	96.6	118.9	1:51.530	91.09	1.617	10:18:43.388
11-	37.204	17.937	31.825	27.298	101.6	120.4	1:54.264	88.91	4.351	10:20:37.652
12-	36.068	18.009	31.013	25.991	101.2	119.8	1:51.081	91.46	1.168	10:22:28.733
13-	36.199	17.991	30.920	26.096	101.6	119.4	1:51.206	91.36	1.293	10:24:19.939
14-	36.174	18.072	31.607	IN PIT		119.1	2:04.591	P	14.678	10:26:24.530
15-	OUTLAP	19.108	31.194	25.794	102.1	113.5	2:36.008	65.12	46.095	10:29:00.538
16-	36.349	17.850	30.753	25.848	102.1	120.9	1:50.800 (3)	91.69	0.887	10:30:51.338

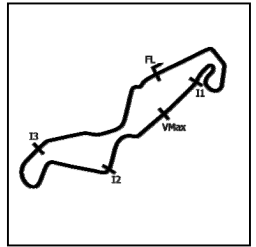
P14 16 S		Harvey CLARIDGE				Honda - Nova Racing/SP 125				
IDEAL LAP TIME : 1:49.809		BEST LAP TIME : 1:50.152				DIFFERENCE : 0.343				
LAP	SECTOR 1	SECTOR 2	SECTOR 3	SECTOR 4	SPEED TRAP	LAP TIME	MPH	DIFF	TIME OF DAY	
1-	OUTLAP	18.902	32.802	27.119	100.9	122.2			10:02:02.910	
2-	36.940	18.203	31.668	26.232	101.6	123.1	1:53.043	89.87	2.891	10:03:55.953
3-	36.168	17.901	30.925	26.201	102.3	122.0	1:51.195	91.37	1.043	10:05:47.148
4-	35.880	18.046	31.049	26.342	103.8	122.0	1:51.317	91.27	1.165	10:07:38.465
5-	36.333	17.871	30.871	26.603	101.6	123.1	1:51.678 D	90.97	1.526	10:09:30.143
6-	36.023	17.978	30.909	25.994	102.6	122.4	1:50.904	91.61	0.752	10:11:21.047
7-	36.232	17.934	30.552	25.946	102.3	121.3	1:50.664 (3)	91.81	0.512	10:13:11.711
8-	35.987	17.934	30.444	25.787	102.6	121.7	1:50.152 (1)	92.23		10:15:01.863
9-	35.918	17.994	30.638	25.614	102.6	122.9	1:50.164 (2)	92.22	0.012	10:16:52.027
10-	36.292	17.907	30.623	26.166	99.6	121.1	1:50.988	91.54	0.836	10:18:43.015
11-	36.170	18.152	31.276	26.511	101.2	118.5	1:52.109	90.62	1.957	10:20:35.124
12-	36.213	18.050	31.270	IN PIT		120.4	2:05.237	P	15.085	10:22:40.361
13-	OUTLAP	17.999	30.624	26.131	102.1	121.7	2:09.762	78.29	19.610	10:24:50.123
14-	36.320	18.014	31.155	26.054	102.3	121.3	1:51.543	91.08	1.391	10:26:41.666
15-	36.307	18.058	30.780	26.509	100.9	120.2	1:51.654	90.99	1.502	10:28:33.320
16-	36.180	18.099	30.875	26.280	103.0	120.2	1:51.434	91.17	1.282	10:30:24.754

P15 17 S		Franco BOURNE				Honda - Franco Bourne / SP125				
IDEAL LAP TIME : 1:51.224		BEST LAP TIME : 1:51.629				DIFFERENCE : 0.405				
LAP	SECTOR 1	SECTOR 2	SECTOR 3	SECTOR 4	SPEED TRAP	LAP TIME	MPH	DIFF	TIME OF DAY	
1-	OUTLAP	19.026	32.164	27.372	99.8	118.7			10:02:03.522	
2-	37.391	18.073	30.982	26.278	100.7	121.1	1:52.724	90.13	1.095	10:03:56.246
3-	36.271	17.904	31.134	26.615	100.5	120.9	1:51.924	90.77	0.295	10:05:48.170
4-	36.356	18.214	31.097	26.328	99.8	119.6	1:51.995	90.71	0.366	10:07:40.165
5-	36.281	18.121	30.809	26.828	98.9	119.6	1:52.039	90.68	0.410	10:09:32.204
6-	41.887	18.284	31.094	26.502	100.0	117.9	1:57.767	86.27	6.138	10:11:29.971
7-	36.337	17.985	30.929	26.378	99.8	118.1	1:51.629 (1)	91.01		10:13:21.600
8-	36.316	18.401	30.956	26.376	100.0	117.9	1:52.049	90.67	0.420	10:15:13.649
9-	36.339	18.095	30.942	26.525	100.3	117.9	1:51.901 (3)	90.79	0.272	10:17:05.550
10-	42.162	19.449	32.313	IN PIT		110.1	2:09.625	P	17.996	10:19:15.175
11-	OUTLAP	18.273	31.100	26.996	92.2	117.9	3:47.507 D	51.44	1:25.878	10:22:32.682
12-	36.809	18.149	30.799	26.264	100.3	117.7	1:52.021	90.69	0.392	10:24:24.703
13-	36.501	18.109	30.785	IN PIT		118.1	2:02.291	P	10.662	10:26:26.994
14-	OUTLAP	19.115	31.750	26.355	100.0	111.1	2:44.995	61.57	53.366	10:29:11.989
15-	36.341	18.111	30.889	26.371	100.0	118.9	1:51.712 (2)	90.94	0.083	10:31:03.701

2019 Bennetts British Superbike Championship - Stena Line Round 10

2019 HEL Performance British Motostar Championship

QUALIFYING - SECTOR ANALYSIS



SECTOR 1 = FL to I1, SECTOR 2 = I1 to I2 SECTOR 3 = I2 to I3, SECTOR 4 = I3 to FL, DIFF = Difference To Personal Best Lap, P = Crossed Finish Line in Pit Lane, D = Time Disallowed

P16		37 S		Corey TINKER		Honda - Microlise Cresswell Racing				
IDEAL LAP TIME : 1:51.419		BEST LAP TIME : 1:51.756		DIFFERENCE : 0.337						
LAP	SECTOR 1	SECTOR 2	SECTOR 3	SECTOR 4	SPEED TRAP	LAP TIME	MPH	DIFF	TIME OF DAY	
1-	OUTLAP	18.929	33.144	27.360	100.3	117.5			10:02:01.143	
2-	38.182	18.506	31.850	26.677	102.3	119.6	1:55.215	88.18	3.459	10:03:56.358
3-	36.457	18.046	31.251	26.394	100.5	122.2	1:52.148	(2) 90.59	0.392	10:05:48.506
4-	36.843	18.373	32.014	26.583	100.0	118.9	1:53.813	89.27	2.057	10:07:42.319
5-	36.494	18.325	31.450	26.241	100.3	118.9	1:52.510	(3) 90.30	0.754	10:09:34.829
6-	36.438	18.418	31.308	26.665	97.6	118.1	1:52.829	90.04	1.073	10:11:27.658
7-	37.024	19.211	31.672	26.485	100.7	114.1	1:54.392	88.81	2.636	10:13:22.050
8-	36.012	18.383	31.133	26.228	102.1	119.4	1:51.756	(1) 90.91		10:15:13.806
9-	37.010	18.982	32.509	IN PIT		116.5	2:14.085	P 75.77	22.329	10:17:27.891
10-	OUTLAP	18.498	31.885	26.691	100.5	117.9	5:34.608	30.36	3:42.852	10:23:02.499
11-	36.484	18.467	31.569	26.930	100.5	118.1	1:53.450	89.55	1.694	10:24:55.949
12-	36.605	18.509	31.669	26.880	99.6	117.3	1:53.663	89.38	1.907	10:26:49.612
13-	37.073	18.297	31.629	26.669	101.2	118.3	1:53.668	89.38	1.912	10:28:43.280
14-	36.598	18.745	31.553	26.922	100.5	117.7	1:53.818	89.26	2.062	10:30:37.098

P17		35 S		Jeremy KNIGHT		Honda - Jeremy Knight Racing / SP125				
IDEAL LAP TIME : 1:52.282		BEST LAP TIME : 1:52.323		DIFFERENCE : 0.041						
LAP	SECTOR 1	SECTOR 2	SECTOR 3	SECTOR 4	SPEED TRAP	LAP TIME	MPH	DIFF	TIME OF DAY	
1-	OUTLAP	19.052	32.881	27.632	98.1	118.5				10:02:05.812
2-	37.612	18.569	32.213	27.477	98.5	118.9	1:55.871	87.68	3.548	10:04:01.683
3-	37.290	18.704	31.855	27.190	97.6	116.9	1:55.039	88.31	2.716	10:05:56.722
4-	37.044	18.623	31.836	27.091	98.9	115.9	1:54.594	88.66	2.271	10:07:51.316
5-	37.396	18.990	31.697	27.184	97.0	114.5	1:55.267	88.14	2.944	10:09:46.583
6-	37.269	18.794	31.774	27.261	97.6	114.5	1:55.098	88.27	2.775	10:11:41.681
7-	37.219	18.768	31.430	27.316	97.6	114.9	1:54.733	88.55	2.410	10:13:36.414
8-	36.907	18.620	31.491	26.767	98.3	114.3	1:53.785	89.29	1.462	10:15:30.199
9-	36.978	18.592	31.506	IN PIT		115.9	2:08.270	P 79.20	15.947	10:17:38.469
10-	OUTLAP	18.644	31.492	27.177	97.4	115.9	3:23.350	49.96	1:31.027	10:21:01.819
11-	36.757	18.597	31.395	27.218	95.5	114.9	1:53.967	89.15	1.644	10:22:55.786
12-	37.023	18.428	31.315	26.937	98.7	116.3	1:53.703	89.35	1.380	10:24:49.489
13-	36.767	18.622	31.466	26.603	99.4	116.9	1:53.458	(3) 89.55	1.135	10:26:42.947
14-	36.589	18.204	30.892	26.638	97.4	118.7	1:52.323	(1) 90.45		10:28:35.270
15-	36.583	18.419	31.368	26.657	97.8	117.5	1:53.027	(2) 89.89	0.704	10:30:28.297

P18		18 S		Jodie FIELDHOUSE		Honda - Go Pink Racing				
IDEAL LAP TIME : 1:54.438		BEST LAP TIME : 1:54.809		DIFFERENCE : 0.371						
LAP	SECTOR 1	SECTOR 2	SECTOR 3	SECTOR 4	SPEED TRAP	LAP TIME	MPH	DIFF	TIME OF DAY	
1-	OUTLAP	19.502	32.975	28.247	99.6	119.8				10:02:37.789
2-	38.329	19.132	32.393	27.898	100.0	120.2	1:57.752	86.28	2.943	10:04:35.541
3-	37.983	18.978	32.156	27.536	100.3	120.0	1:56.653	87.09	1.844	10:06:32.194
4-	37.780	18.944	31.867	27.513	99.4	120.6	1:56.104	87.50	1.295	10:08:28.298
5-	38.089	18.842	31.959	27.559	100.3	120.2	1:56.449	87.24	1.640	10:10:24.747
6-	37.042	18.663	32.001	27.264	100.5	120.6	1:54.970	(3) 88.37	0.161	10:12:19.717
7-	37.254	18.701	31.926	27.086	100.0	120.0	1:54.967	(2) 88.37	0.158	10:14:14.684
8-	37.096	18.713	31.976	27.234	99.4	120.4	1:55.019	88.33	0.210	10:16:09.703
9-	37.423	19.066	32.476	IN PIT		118.9	2:08.615	P 78.99	13.806	10:18:18.318
10-	OUTLAP	18.885	31.946	27.535	99.8	120.6	3:37.946	46.61	1:43.137	10:21:56.264
11-	37.604	18.626	31.707	27.196	99.8	120.0	1:55.133	88.24	0.324	10:23:51.397
12-	37.062	18.603	31.825	27.319	99.1	120.9	1:54.809	(1) 88.49		10:25:46.206
13-	37.833	18.816	32.227	28.366	98.7	120.2	1:57.242	86.65	2.433	10:27:43.448

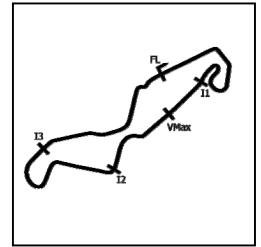
Weather / Track : Sunny / Dry

Assen

Circuit Length = 2.8222 miles

Start: 10:00 Flag 10:30 End: 10:32

QUALIFYING - SECTOR ANALYSIS



SECTOR 1 = FL to I1, SECTOR 2 = I1 to I2 SECTOR 3 = I2 to I3, SECTOR 4 = I3 to FL, DIFF = Difference To Personal Best Lap, P = Crossed Finish Line in Pit Lane, D = Time Disallowed

P19 57 S		Josh HIATT		Honda - Sorrymate.com						
IDEAL LAP TIME : 1:54.650		BEST LAP TIME : 1:54.924		DIFFERENCE : 0.274						
LAP	SECTOR 1	SECTOR 2	SECTOR 3	SECTOR 4	SPEED TRAP	LAP TIME	MPH	DIFF	TIME OF DAY	
1-	OUTLAP	19.291	33.598	27.518	99.8	116.9			10:02:03.264	
2-	37.480	18.490	32.239	26.984	100.7	119.1	1:55.193 (2)	88.20	0.269	10:03:58.457
3-	37.013	18.535	32.236	27.140	99.1	117.3	1:54.924 (1)	88.40		10:05:53.381
4-	37.333	18.706	32.242	26.942	99.8	115.7	1:55.223 (3)	88.17	0.299	10:07:48.604
5-	OUTLAP	20.233	35.446	IN PIT		112.0	15:39.671 P	10.81	13:44.747	10:23:28.275
6-	OUTLAP	19.500	33.752	28.354	96.8	114.5	4:14.948	39.85	2:20.024	10:27:43.223
7-	38.265	19.053	32.919	27.644	98.3	115.7	1:57.881	86.19	2.957	10:29:41.104
8-	37.801	18.960	32.205	27.242	98.5	115.5	1:56.208	87.43	1.284	10:31:37.312

P20 48		Sharni PINFOLD		Honda - City Lifting/RS Racing						
IDEAL LAP TIME : 1:55.105		BEST LAP TIME : 1:55.171		DIFFERENCE : 0.066						
LAP	SECTOR 1	SECTOR 2	SECTOR 3	SECTOR 4	SPEED TRAP	LAP TIME	MPH	DIFF	TIME OF DAY	
1-	OUTLAP	19.178	33.537	27.544	100.5	122.6			10:02:08.660	
2-	39.442	18.605	32.950	27.335	101.4	120.6	1:58.332	85.86	3.161	10:04:06.992
3-	38.219	18.729	32.713	27.372	100.9	120.0	1:57.033	86.81	1.862	10:06:04.025
4-	37.870	18.633	32.622	27.520	100.5	120.0	1:56.645	87.10	1.474	10:08:00.670
5-	37.843	18.610	32.628	27.349	101.2	119.8	1:56.430	87.26	1.259	10:09:57.100
6-	37.982	18.558	32.605	27.289	101.2	119.6	1:56.434	87.26	1.263	10:11:53.534
7-	38.932	18.928	32.921	IN PIT		120.6	2:07.010 P	79.99	11.839	10:14:00.544
8-	OUTLAP	19.015	32.635	28.417	100.9	118.1	4:06.971	41.13	2:11.800	10:18:07.515
9-	37.948	18.590	32.660	27.661	100.0	120.0	1:56.859	86.94	1.688	10:20:04.374
10-	38.083	18.524	32.270	27.273	100.5	120.0	1:56.150	87.47	0.979	10:22:00.524
11-	38.186	18.517	32.333	27.245	101.2	119.6	1:56.281	87.37	1.110	10:23:56.805
12-	37.863	18.497	32.321	27.318	99.4	120.0	1:55.999	87.58	0.828	10:25:52.804
13-	37.959	18.479	32.138	27.033	100.9	120.2	1:55.609 (3)	87.88	0.438	10:27:48.413
14-	37.712	18.461	32.059	27.002	101.4	120.0	1:55.234 (2)	88.16	0.063	10:29:43.647
15-	37.762	18.466	32.070	26.873	101.6	120.0	1:55.171 (1)	88.21		10:31:38.818

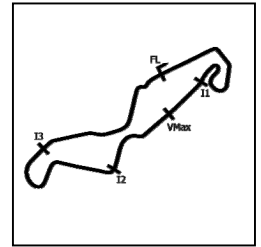
P21 66 S		Annabel THOMAS		Honda - Four Anjels Racing						
IDEAL LAP TIME : 1:56.583		BEST LAP TIME : 1:57.131		DIFFERENCE : 0.548						
LAP	SECTOR 1	SECTOR 2	SECTOR 3	SECTOR 4	SPEED TRAP	LAP TIME	MPH	DIFF	TIME OF DAY	
1-	OUTLAP	19.361	34.203	27.778	97.4	120.0			10:02:09.288	
2-	38.628	19.314	33.095	IN PIT		117.9	2:08.996 P	78.76	11.865	10:04:18.284
3-	OUTLAP	19.337	32.978	28.589	97.4	116.3	2:20.071	72.53	22.940	10:06:38.355
4-	38.196	19.062	32.818	28.165	97.8	117.9	1:58.241	85.92	1.110	10:08:36.596
5-	37.875	19.052	32.893	28.318	97.4	117.9	1:58.138 (3)	86.00	1.007	10:10:34.734
6-	37.714	18.993	32.288	28.136	96.8	117.3	1:57.131 (1)	86.74		10:12:31.865
7-	39.623	20.032	34.158	IN PIT		116.3	2:12.577 P	76.63	15.446	10:14:44.442
8-	OUTLAP	19.281	33.152	27.853	98.5	115.7	7:47.031	21.75	5:49.900	10:22:31.473
9-	38.132	18.803	32.663	27.821	98.5	117.9	1:57.419 (2)	86.52	0.288	10:24:28.892
10-	37.720	18.920	36.967	IN PIT		116.1	2:21.427 P	71.84	24.296	10:26:50.319

MCRCB BULLETIN TK086

2019 Bennetts British Superbike Championship - Stena Line Round 10

2019 HEL Performance British Motostar Championship

QUALIFYING - SECTOR ANALYSIS



SECTOR 1 = FL to I1, SECTOR 2 = I1 to I2 SECTOR 3 = I2 to I3, SECTOR 4 = I3 to FL, DIFF = Difference To Personal Best Lap, P = Crossed Finish Line in Pit Lane, D = Time Disallowed

P22 56 S		Bradley WILSON		Honda - B.Wilson Racing						
IDEAL LAP TIME : 1:58.049		BEST LAP TIME : 1:58.621		DIFFERENCE : 0.572						
LAP	SECTOR 1	SECTOR 2	SECTOR 3	SECTOR 4	SPEED TRAP	LAP TIME	MPH	DIFF	TIME OF DAY	
1 -	OUTLAP	20.058	34.202	28.329	94.5	113.1			10:02:13.020	
2 -	39.626	19.503	33.818	28.141	95.8	113.3	2:01.088	83.90	2.467	10:04:14.108
3 -	39.076	19.562	33.395	28.089	97.4	112.7	2:00.122	84.58	1.501	10:06:14.230
4 -	39.133	19.536	33.314	29.080	85.7	113.3	2:01.063	83.92	2.442	10:08:15.293
5 -	40.449	19.742	32.955	IN PIT		112.7	2:10.389	P 77.92	11.768	10:10:25.682
6 -	OUTLAP	19.538	34.443	28.596	95.5	112.7	3:32.268	47.86	1:33.647	10:13:57.950
7 -	38.899	19.607	32.593	27.641	96.4	113.1	1:58.740	(3) 85.56	0.119	10:15:56.690
8 -	38.775	19.553	32.541	27.752	96.6	111.8	1:58.621	(1) 85.65		10:17:55.311
9 -	38.974	19.382	32.759	27.818	94.7	112.2	1:58.933	85.42	0.312	10:19:54.244
10 -	39.474	19.491	34.262	IN PIT		113.1	2:10.962	P 77.58	12.341	10:22:05.206
11 -	OUTLAP	19.418	34.322	27.992	95.5	113.1	3:08.539	53.88	1:09.918	10:25:13.745
12 -	38.648	19.229	33.360	27.929	96.2	113.5	1:59.166	85.26	0.545	10:27:12.911
13 -	38.843	19.219	32.791	27.779	96.6	113.5	1:58.632	(2) 85.64	0.011	10:29:11.543
14 -	38.817	19.480	32.873	28.197	94.5	112.9	1:59.367	85.11	0.746	10:31:10.910

Weather / Track : Sunny / Dry

Assen

Circuit Length = 2.8222 miles

Start: 10:00 Flag 10:30 End: 10:32

MCRCB BULLETIN TK087

2019 Bennetts British Superbike Championship - Stena Line Round 10

2019 HEL Performance British Motostar Championship

QUALIFYING - BEST SECTORS

SECTOR 1				SECTOR 2				SECTOR 3				SECTOR 4				IDEAL / BEST COMPARISON						
POS	NO	NAME	TIME	NO	NAME	TIME	NO	NAME	TIME	NO	NAME	TIME	NO	NAME	TIME	POS	NO	NAME	IDEAL	BEST	DIFF	
																			PERFECT LAP	1:45.361		
1	96	PAASCH	34.548	70	WHATLEY	16.761	96	PAASCH	29.595	11	JONES	24.457	1	96	PAASCH	1	96	PAASCH	1:45.664	1:45.893	0.229	
2	11	JONES	34.558	21	van de	16.821	11	JONES	29.824	96	PAASCH	24.617	2	11	JONES	2	11	JONES	1:45.695	1:45.696	0.001	
3	21	van de	34.564	11	JONES	16.856	64	DURHAM	29.862	21	van de	24.678	3	70	WHATLEY	3	70	WHATLEY	1:46.131	1:46.303	0.172	
4	70	WHATLEY	34.620	96	PAASCH	16.904	70	WHATLEY	29.961	64	DURHAM	24.748	4	21	van de BUNT	4	21	van de BUNT	1:46.170	1:46.267	0.097	
5	14	NIXON	34.750	45	SWANN	16.946	14	NIXON	30.067	70	WHATLEY	24.789	5	64	DURHAM	5	64	DURHAM	1:46.491	1:46.532	0.041	
6	23	van de	34.760	99	DAVIS	16.968	21	van de	30.107	14	NIXON	24.882	6	14	NIXON	6	14	NIXON	1:46.826	1:47.358	0.532	
7	64	DURHAM	34.870	64	DURHAM	17.011	45	SWANN	30.136	23	van de	24.935	7	23	van de LAGEMAAT	7	23	van de LAGEMAAT	1:46.907	1:47.118	0.211	
8	99	DAVIS	34.886	23	van de	17.033	23	van de	30.179	45	SWANN	24.973	8	99	DAVIS	8	99	DAVIS	1:47.122	1:47.389	0.267	
9	7	BEST	35.095	14	NIXON	17.127	19	OGDEN	30.190	99	DAVIS	25.004	9	45	SWANN	9	45	SWANN	1:47.228	1:47.325	0.097	
10	45	SWANN	35.173	7	BEST	17.345	99	DAVIS	30.264	7	BEST	25.374	10	7	BEST	10	7	BEST	1:48.201	1:48.552	0.351	
11	5	JONES	35.198	5	JONES	17.413	5	JONES	30.295	5	JONES	25.480	11	5	JONES	11	5	JONES	1:48.386	1:48.694	0.308	
12	19	OGDEN	35.590	72	HORSMAN	17.810	7	BEST	30.387	19	OGDEN	25.542	12	19	OGDEN	12	19	OGDEN	1:49.167	1:49.392	0.225	
13	72	HORSMAN	35.802	19	OGDEN	17.845	16	CLARIDG	30.444	16	CLARIDG	25.614	13	72	HORSMAN	13	72	HORSMAN	1:49.805	1:49.913	0.108	
14	16	CLARIDG	35.880	16	CLARIDG	17.871	72	HORSMAN	30.535	72	HORSMAN	25.658	14	16	CLARIDGE	14	16	CLARIDGE	1:49.809	1:50.152	0.343	
15	37	TINKER	36.012	17	BOURNE	17.904	17	BOURNE	30.785	37	TINKER	26.228	15	17	BOURNE	15	17	BOURNE	1:51.224	1:51.629	0.405	
16	17	BOURNE	36.271	37	TINKER	18.046	35	KNIGHT	30.892	17	BOURNE	26.264	16	37	TINKER	16	37	TINKER	1:51.419	1:51.756	0.337	
17	35	KNIGHT	36.583	35	KNIGHT	18.204	37	TINKER	31.133	35	KNIGHT	26.603	17	35	KNIGHT	17	35	KNIGHT	1:52.282	1:52.323	0.041	
18	57	HIATT	37.013	48	PINFOLD	18.461	18	FIELDHO	31.707	48	PINFOLD	26.873	18	18	FIELDHOUSE	18	18	FIELDHOUSE	1:54.438	1:54.809	0.371	
19	18	FIELDHO	37.042	57	HIATT	18.490	48	PINFOLD	32.059	57	HIATT	26.942	19	57	HIATT	19	57	HIATT	1:54.650	1:54.924	0.274	
20	48	PINFOLD	37.712	18	FIELDHO	18.603	57	HIATT	32.205	18	FIELDHO	27.086	20	48	PINFOLD	20	48	PINFOLD	1:55.105	1:55.171	0.066	
21	66	THOMAS	37.714	66	THOMAS	18.803	66	THOMAS	32.288	56	WILSON	27.641	21	66	THOMAS	21	66	THOMAS	1:56.583	1:57.131	0.548	
22	56	WILSON	38.648	56	WILSON	19.219	56	WILSON	32.541	66	THOMAS	27.778	22	56	WILSON	22	56	WILSON	1:58.049	1:58.621	0.572	

Weather / Track : Sunny / Dry

Assen

Circuit Length = 2.8222 miles

Start: 10:00 Flag 10:30 End: 10:32

Results can be found at www.tsl-timing.com

Printed - 10:34 Saturday, 21 September 2019

MCRCB BULLETIN TK088**2019 Bennetts British Superbike Championship - Stena Line Round 10****2019 HEL Performance British Motostar Championship****QUALIFYING - BEST SPEEDS**

POS	FINISH LINE			VMAX		
	NO	NAME	MPH	NO	NAME	MPH
1	70	WHATLEY	110.7	70	WHATLEY	133.1
2	23	van de LAGEMAAT	109.9	45	SWANN	132.6
3	14	NIXON	109.9	23	van de LAGEMAAT	131.5
4	96	PAASCH	109.6	64	DURHAM	131.3
5	45	SWANN	109.3	14	NIXON	131.3
6	11	JONES	108.8	11	JONES	130.5
7	99	DAVIS	108.8	96	PAASCH	130.5
8	21	van de BUNT	108.0	21	van de BUNT	130.5
9	5	JONES	108.0	99	DAVIS	130.5
10	64	DURHAM	107.5	5	JONES	130.5
11	7	BEST	106.7	7	BEST	128.0
12	16	CLARIDGE	103.8	19	OGDEN	123.1
13	19	OGDEN	103.3	16	CLARIDGE	123.1
14	72	HORSMAN	103.0	48	PINFOLD	122.6
15	37	TINKER	102.3	37	TINKER	122.2
16	48	PINFOLD	101.6	72	HORSMAN	122.0
17	17	BOURNE	100.7	17	BOURNE	121.1
18	57	HIATT	100.7	18	FIELDHOUSE	120.9
19	18	FIELDHOUSE	100.5	66	THOMAS	120.0
20	35	KNIGHT	99.4	57	HIATT	119.1
21	66	THOMAS	98.5	35	KNIGHT	118.9
22	56	WILSON	97.4	56	WILSON	113.5

Weather / Track : Sunny / Dry

Results can be found at www.tsl-timing.com

Assen

Circuit Length = 2.8222 miles

Start: 10:00 Flag 10:30 End: 10:32

Printed - 10:35 Saturday, 21 September 2019

MCRCB BULLETIN TK089

2019 Bennetts British Superbike Championship - Stena Line Round 10

2019 HEL Performance British Motostar Championship

QUALIFYING - STATISTICS

Competitors Started 22
Planned Start 2019-09-21 @ 10:00:00.000
Actual Start 2019-09-21 @ 10:00:00.773
Finish Time 2019-09-21 @ 10:30:00.773
Track Length 2.8222mi.
Total Laps 313
Total Distance Covered 883.3698mi.

Session Fastest Lap History

NO	CL	NAME	LAP TIME	TIME OF DAY	LAP	VEHICLE
21		Jerry van de BUNT	1:51.382	10:03:51.201	2	KTM
45		Scott SWANN	1:50.814	10:03:51.929	2	IFS KTM
70		Joshua WHATLEY	1:50.627	10:03:52.728	2	KTM
14		Jack NIXON	1:50.197	10:03:54.644	2	KTM
11		Dan JONES	1:49.558	10:04:24.717	2	KTM
11		Dan JONES	1:48.599	10:06:13.316	3	KTM
96		Brandon PAASCH	1:47.555	10:07:50.011	4	KTM
96		Brandon PAASCH	1:47.263	10:09:37.274	5	KTM
21		Jerry van de BUNT	1:47.248	10:13:07.915	7	KTM
96		Brandon PAASCH	1:46.010	10:13:10.700	7	KTM
11		Dan JONES	1:45.696	10:19:17.944	8	KTM

Flag History

TYPE	TIME OF DAY
GREEN	10:00:00.773
FINISH	10:30:00.773

Flag Statistics

TYPE	COUNT	TOTAL LAPS	TOTAL TIME
Green	1	16	32:26.166
Red	0	0	0.000
Safety Car	0	0	0.000
FCY	0	0	0.000

Weather / Track : Sunny / Dry

Results can be found at www.tsl-timing.com

Page 1 of 3

Assen

Circuit Length = 2.8222 miles

Start: 10:00 Flag 10:30 End: 10:32

Printed - 10:36 Saturday, 21 September 2019

MCRCB BULLETIN TK089

2019 Bennetts British Superbike Championship - Stena Line Round 10

2019 HEL Performance British Motostar Championship

QUALIFYING - STATISTICS

CLASS :

12 Starters

Fastest Lap History

NO	NAME	LAP TIME	TIME OF DAY	LAP	VEHICLE
21	Jerry van de BUNT	1:51.382	10:03:51.201	2	KTM
45	Scott SWANN	1:50.814	10:03:51.929	2	IFS KTM
70	Joshua WHATLEY	1:50.627	10:03:52.728	2	KTM
14	Jack NIXON	1:50.197	10:03:54.644	2	KTM
11	Dan JONES	1:49.558	10:04:24.717	2	KTM
11	Dan JONES	1:48.599	10:06:13.316	3	KTM
96	Brandon PAASCH	1:47.555	10:07:50.011	4	KTM
96	Brandon PAASCH	1:47.263	10:09:37.274	5	KTM
21	Jerry van de BUNT	1:47.248	10:13:07.915	7	KTM
96	Brandon PAASCH	1:46.010	10:13:10.700	7	KTM
11	Dan JONES	1:45.696	10:19:17.944	8	KTM

Weather / Track : Sunny / Dry

Assen

Circuit Length = 2.8222 miles

Start: 10:00 Flag 10:30 End: 10:32

MCRCB BULLETIN TK089

2019 Bennetts British Superbike Championship - Stena Line Round 10

2019 HEL Performance British Motostar Championship

QUALIFYING - STATISTICS

CLASS : S

10 Starters

Fastest Lap History

NO	NAME	LAP TIME	TIME OF DAY	LAP	VEHICLE
19	Scott OGDEN	1:53.423	10:03:53.905	2	Honda
72	Cameron HORSMAN	1:53.105	10:03:54.091	2	Honda
16	Harvey CLARIDGE	1:53.043	10:03:55.957	2	Honda
17	Franco BOURNE	1:52.724	10:03:56.251	2	Honda
19	Scott OGDEN	1:52.115	10:05:46.015	3	Honda
16	Harvey CLARIDGE	1:51.195	10:05:47.152	3	Honda
19	Scott OGDEN	1:50.748	10:09:28.782	5	Honda
72	Cameron HORSMAN	1:49.913	10:13:10.499	7	Honda
19	Scott OGDEN	1:49.477	10:15:02.825	8	Honda
19	Scott OGDEN	1:49.392	10:16:52.217	9	Honda

Weather / Track : Sunny / Dry

Results can be found at www.tsl-timing.com

Page 3 of 3

Assen

Circuit Length = 2.8222 miles

Start: 10:00 Flag 10:30 End: 10:32

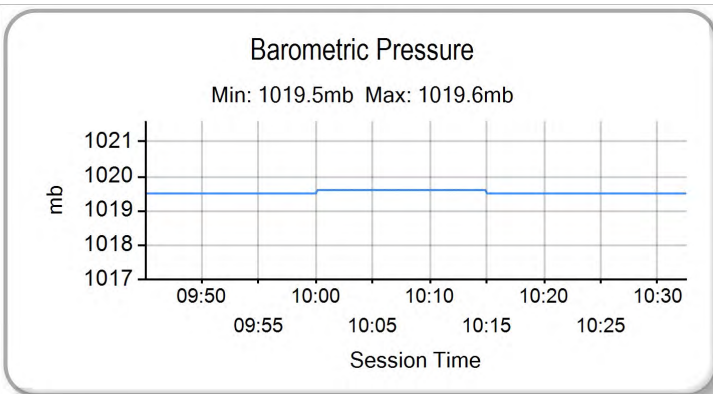
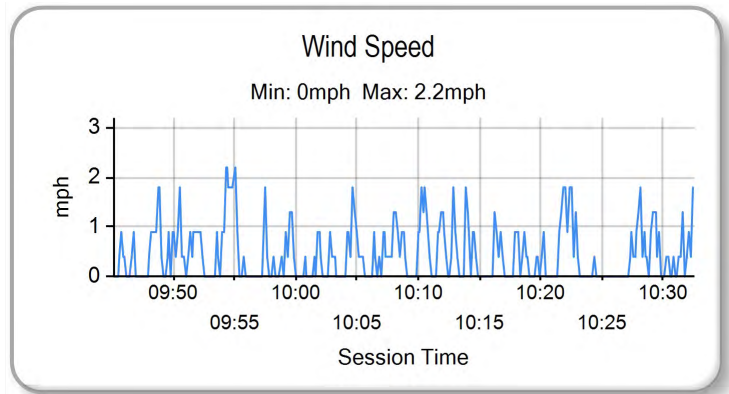
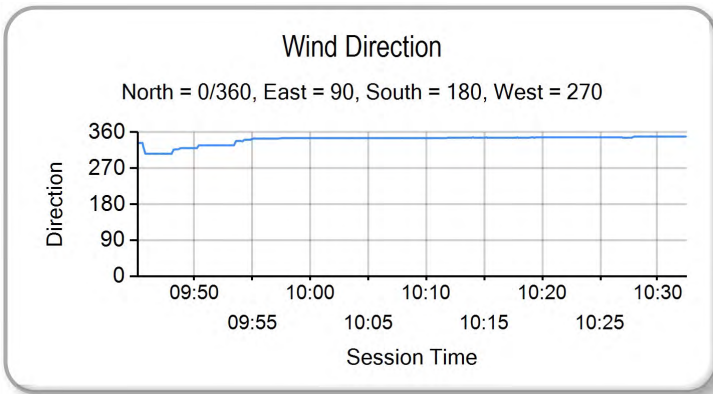
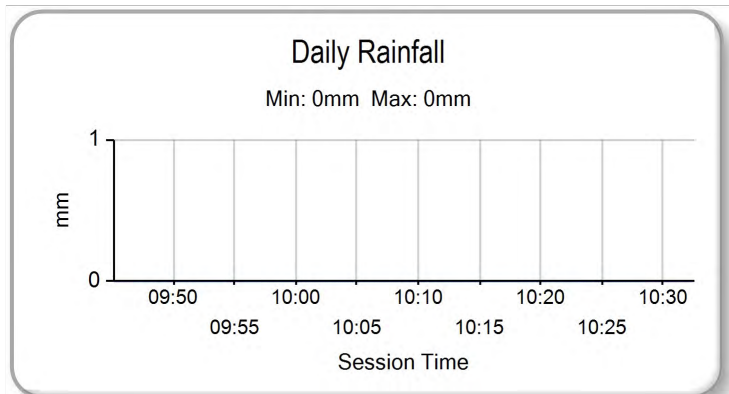
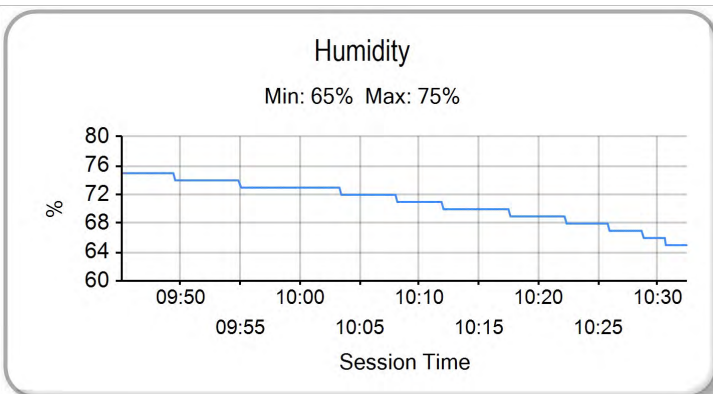
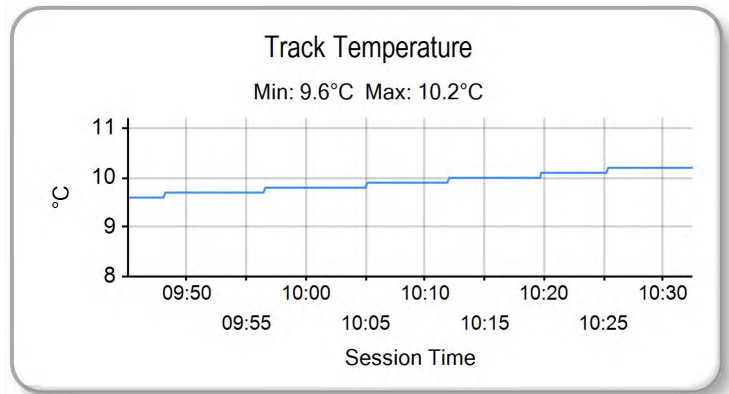
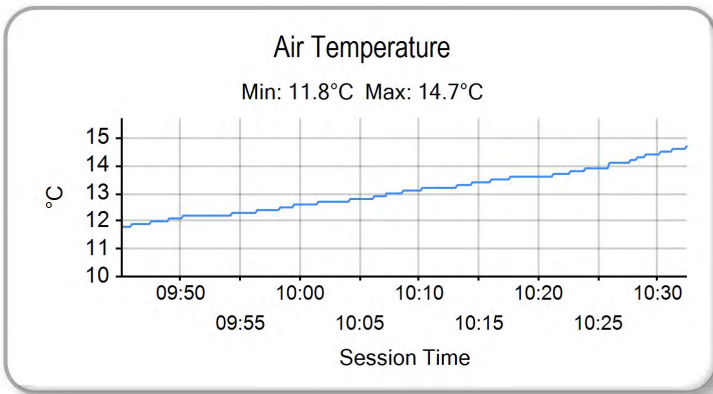
Printed - 10:36 Saturday, 21 September 2019

MCRCB BULLETIN TK090

2019 Bennetts British Superbike Championship - Stena Line Round 10

2019 HEL Performance British Motostar Championship

QUALIFYING - WEATHER CONDITIONS



Weather / Track : Sunny / Dry

Results can be found at www.tsl-timing.com

Assen
Circuit Length = 2.8222 miles
Start: 10:00 Flag 10:30 End: 10:32

Printed - 10:37 Saturday, 21 September 2019



ROW 8			22	56	Bradley WILSON	1:58.621						
ROW 7	21	66	Annabel THOMAS	1:57.131	20	48	Sharni PINFOLD	1:55.171	19	57	Josh HIATT	1:54.924
ROW 6	18	18	Jodie FIELDHOUSE	1:54.809	17	35	Jeremy KNIGHT	1:52.323	16	37	Corey TINKER	1:51.756
ROW 5	15	17	Franco BOURNE	1:51.629	14	16	Harvey CLARIDGE	1:50.152	13	72	Cameron HORSMAN	1:49.913
ROW 4	12	19	Scott OGDEN	1:49.392	11	5	Osian JONES	1:48.694	10	7	Edmund BEST	1:48.552
ROW 3	9	99	Jamie DAVIS	1:47.389	8	14	Jack NIXON	1:47.358	7	45	Scott SWANN	1:47.325
ROW 2	6	23	Ryan van de LAGEMAAT	1:47.118	5	64	Asher DURHAM	1:46.532	4	70	Joshua WHATLEY	1:46.303
ROW 1	3	21	Jerry van de BUNT	1:46.267	2	96	Brandon PAASCH	1:45.893	1	11	Dan JONES	1:45.696
												Pole

Assen
Circuit Length = 2.8222 miles

These results are provisional until the conclusion of any judicial and technical matters.

Race Director :	Stewards :	Timekeeper :
-----------------	------------	--------------

Results can be found at www.britishsuperbike.com

Printed - 10:33 Saturday, 21 September 2019



MCRCB BULLETIN TK125

2019 Bennetts British Superbike Championship - Stena Line Round 10

2019 HEL Performance British Motostar Championship

RACE 2 - CLASSIFICATION



POS	NO	CL	PIC NAME	NAT	ENTRY	LAPS	TIME	GAP	DIFF	MPH	BEST	ON
1	11		1 Dan JONES	GBR	KTM - City Lifting/RS Racing	12	21:20.421			95.22	1:45.797	7
2	96		2 Brandon PAASCH	USA	KTM - FPW Racing	12	21:20.502	0.081	0.081	95.21	1:45.868	5
3	70		3 Joshua WHATLEY	GBR	KTM - KRP	12	21:22.799	2.378	2.297	95.04	1:45.964	3
4	21		4 Jerry van de BUNT	NED	KTM - Raha61/LJ-Racing	12	21:31.216	10.795	8.417	94.42	1:46.403	12
5	64		5 Asher DURHAM	GBR	Mahindra - Microlise Cresswell Racing	12	21:31.967	11.546	0.751	94.36	1:45.942	12
6	14		6 Jack NIXON	GBR	KTM - Santander Salt	12	21:31.982	11.561	0.015	94.36	1:45.990	12
7	23		7 Ryan van de LAGEMAAT	NED	KTM - Qnium Racing	12	21:32.184	11.763	0.202	94.35	1:46.587	9
8	45		8 Scott SWANN	GBR	IFS KTM - IFS Team Swann Racing	12	21:36.479	16.058	4.295	94.04	1:46.827	4
9	99		9 Jamie DAVIS	GBR	KTM - FPW Racing	12	21:39.376	18.955	2.897	93.83	1:46.997	6
10	7		10 Edmund BEST	GBR	KTM - SymCirrus Motorsport	12	21:56.256	35.835	16.880	92.62	1:48.083	3
11	72	S	1 Cameron HORSMAN	GBR	Honda - Nova Racing/SP 125	12	22:11.562	51.141	15.306	91.56	1:49.842	3
12	19	S	2 Scott OGDEN	GBR	Honda - Premium Motorhomes Scott Ogden Racing	12	22:11.655	51.234	0.093	91.55	1:49.790	2
13	5		11 Osian JONES	GBR	KTM - SymCirrus Motorsport	12	22:12.381	51.960	0.726	91.50	1:49.790	3
14	16	S	3 Harvey CLARIDGE	GBR	Honda - Nova Racing/SP 125	12	22:20.001	59.580	7.620	90.98	1:49.913	2
15	17	S	4 Franco BOURNE	GBR	Honda - Franco Bourne / SP125	12	22:31.606	1:11.185	11.605	90.20	1:51.516	2
16	37	S	5 Corey TINKER	GBR	Honda - Microlise Cresswell Racing	12	22:42.067	1:21.646	10.461	89.51	1:52.183	2
17	35	S	6 Jeremy KNIGHT	GBR	Honda - Jeremy Knight Racing / SP125	12	23:02.067	1:41.646	20.000	88.21	1:54.090	8
18	18	S	7 Jodie FIELDHOUSE	GBR	Honda - Go Pink Racing	12	23:02.385	1:41.964	0.318	88.19	1:53.954	2
19	48		12 Sharni PINFOLD	AUS	Honda - City Lifting/RS Racing	12	23:13.367	1:52.946	10.982	87.50	1:54.726	9
20	66	S	8 Annabel THOMAS	GBR	Honda - Four Anjels Racing	12	23:14.349	1:53.928	0.982	87.44	1:54.661	9
21	56	S	9 Bradley WILSON	GBR	Honda - B.Wilson Racing	11	21:52.069	1 Lap	1 Lap	85.17	1:57.738	4

FASTEST LAP

11			Dan JONES	GBR	KTM - City Lifting/RS Racing	7	1:45.797		96.03 mph	154.55 kph
19	S		Scott OGDEN	GBR	Honda - Premium Motorhomes Scott Ogden Racing	2	1:49.790		92.54 mph	148.93 kph

Weather / Track : Sunny / Dry

These results are provisional until the conclusion of any judicial and technical matters.

Assen

Circuit Length = 2.8222 miles

Start: 14:40 Flag 15:01 End: 15:04

Race Director :	Stewards :	Timekeeper :
-----------------	------------	--------------

Results can be found at www.britishsuperbike.com

Printed - 15:09 Saturday, 21 September 2019



MCRCB BULLETIN TK127**2019 Bennetts British Superbike Championship - Stena Line Round 10****2019 HEL Performance British Motostar Championship****RACE 2 - POSITION CHART**

No	Name	Lap													
		Pos	1	2	3	4	5	6	7	8	9	10	11	12	
11	JONES	1	11	11	11	11	11	11	11	11	11	96	96	96	11
96	PAASCH	2	96	96	96	96	96	96	96	96	11	11	11	96	
21	van de BUNT	3	70	70	70	70	70	70	70	70	70	70	70	70	
70	WHATLEY	4	64	23	64	23	23	21	21	21	21	21	21	21	
64	DURHAM	5	23	64	23	64	21	23	23	23	23	64	23	64	
23	van de LAGEMAAT	6	14	14	14	14	64	45	14	64	64	23	14	14	
45	SWANN	7	21	21	21	21	45	64	64	14	14	14	64	23	
14	NIXON	8	45	45	45	45	14	14	45	45	45	45	45	45	
99	DAVIS	9	7	99	99	99	99	99	99	99	99	99	99	99	
7	BEST	10	99	7	7	7	7	7	7	7	7	7	7	7	
5	JONES	11	5	19	72	5	5	19	5	5	5	19	5	72	
19	OGDEN	12	19	72	19	19	19	72	19	72	72	5	72	19	
72	HORSMAN	13	72	16	5	72	72	5	72	19	19	72	19	5	
16	CLARIDGE	14	16	5	16	16	16	16	16	16	16	16	16	16	
17	BOURNE	15	17	17	17	17	17	17	17	17	17	17	17	17	
37	TINKER	16	37	37	37	37	37	37	37	37	37	37	37	37	
35	KNIGHT	17	35	35	35	35	35	35	35	35	35	35	35	35	
18	FIELDHOUSE	18	18	18	18	18	18	18	18	18	18	18	18	18	
48	PINFOLD	19	48	66	66	66	66	48	48	48	48	48	48	48	
66	THOMAS	20	66	48	48	48	48	66	66	66	66	66	66	66	
56	WILSON	21	56	56	56	56	56	56	56	56	56	56	56	56	

Weather / Track : Sunny / Dry

Assen

Circuit Length = 2.8222 miles

Start: 14:40 Flag 15:01 End: 15:04

Results can be found at www.tsl-timing.com

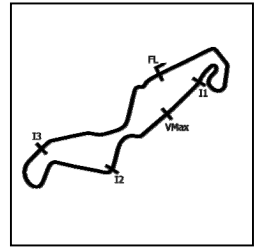
Printed - 15:10 Saturday, 21 September 2019

MCRCB BULLETIN TK128

2019 Bennetts British Superbike Championship - Stena Line Round 10

2019 HEL Performance British Motostar Championship

RACE 2 - SECTOR ANALYSIS



SECTOR 1 = FL to I1, SECTOR 2 = I1 to I2 SECTOR 3 = I2 to I3, SECTOR 4 = I3 to FL, DIFF = Difference To Personal Best Lap, P = Crossed Finish Line in Pit Lane, D = Time Disallowed

P1 11		Dan JONES		KTM - City Lifting/RS Racing						
IDEAL LAP TIME : 1:45.584		BEST LAP TIME : 1:45.797		DIFFERENCE : 0.213						
LAP	SECTOR 1	SECTOR 2	SECTOR 3	SECTOR 4	SPEED TRAP	LAP TIME	MPH	DIFF	TIME OF DAY	
1-		17.008	29.915	25.072	106.0	129.5	1:51.330	91.26	5.533	14:42:27.247
2-	34.599	16.987	29.894	24.868	106.7	129.0	1:46.348	95.53	0.551	14:44:13.595
3-	34.535	16.952	29.794	24.879	106.5	129.0	1:46.160	95.70	0.363	14:45:59.755
4-	34.459	16.926	29.766	24.668	106.7	128.5	1:45.819 (2)	96.01	0.022	14:47:45.574
5-	34.512	16.943	29.714	24.752	107.0	128.3	1:45.921 (3)	95.92	0.124	14:49:31.495
6-	34.389	16.957	29.798	24.888	106.2	129.0	1:46.032	95.82	0.235	14:51:17.527
7-	34.456	16.887	29.692	24.762	105.7	129.3	1:45.797 (1)	96.03		14:53:03.324
8-	34.516	16.906	29.912	24.859	106.5	128.8	1:46.193	95.67	0.396	14:54:49.517
9-	34.521	16.872	29.973	25.191	107.8	128.8	1:46.557	95.34	0.760	14:56:36.074
10-	35.235	16.941	29.802	24.986	107.0	129.5	1:46.964	94.98	1.167	14:58:23.038
11-	35.111	16.936	29.888	24.961	107.8	129.0	1:46.896	95.04	1.099	15:00:09.934
12-	34.945	16.835	29.857	24.767	106.0	130.8	1:46.404	95.48	0.607	15:01:56.338

P2 96		Brandon PAASCH		KTM - FPW Racing						
IDEAL LAP TIME : 1:45.504		BEST LAP TIME : 1:45.868		DIFFERENCE : 0.364						
LAP	SECTOR 1	SECTOR 2	SECTOR 3	SECTOR 4	SPEED TRAP	LAP TIME	MPH	DIFF	TIME OF DAY	
1-		17.010	29.403	24.930	107.0	128.8	1:51.795	90.88	5.927	14:42:27.712
2-	35.069	16.766	29.439	24.807	107.5	130.3	1:46.081	95.77	0.213	14:44:13.793
3-	34.655	16.894	29.636	24.894	107.5	129.8	1:46.079	95.77	0.211	14:45:59.872
4-	34.686	16.936	29.480	24.888	107.2	128.8	1:45.990	95.85	0.122	14:47:45.862
5-	34.551	16.903	29.489	24.925	107.8	129.8	1:45.868 (1)	95.97		14:49:31.730
6-	34.573	16.849	29.545	24.970	107.5	129.8	1:45.937 (3)	95.90	0.069	14:51:17.667
7-	34.735	16.835	29.380	24.972	107.0	129.8	1:45.922 (2)	95.92	0.054	14:53:03.589
8-	34.563	16.910	29.684	24.960	107.8	129.0	1:46.117	95.74	0.249	14:54:49.706
9-	34.618	16.856	29.778	25.004	106.5	129.3	1:46.256	95.61	0.388	14:56:35.962
10-	35.058	17.035	29.675	25.264	106.5	128.0	1:47.032	94.92	1.164	14:58:22.994
11-	34.983	17.026	29.747	25.030	107.2	128.3	1:46.786	95.14	0.918	15:00:09.780
12-	34.831	17.001	29.716	25.091	107.8	128.3	1:46.639	95.27	0.771	15:01:56.419

P3 70		Joshua WHATLEY		KTM - KRP						
IDEAL LAP TIME : 1:45.902		BEST LAP TIME : 1:45.964		DIFFERENCE : 0.062						
LAP	SECTOR 1	SECTOR 2	SECTOR 3	SECTOR 4	SPEED TRAP	LAP TIME	MPH	DIFF	TIME OF DAY	
1-		17.044	29.862	25.110	109.9	130.3	1:51.888	90.80	5.924	14:42:27.805
2-	34.843	16.919	29.933	24.946	108.3	131.3	1:46.641	95.27	0.677	14:44:14.446
3-	34.578	16.797	29.756	24.833	109.3	132.8	1:45.964 (1)	95.88		14:46:00.410
4-	34.714	16.772	29.934	24.906	109.1	131.8	1:46.326	95.55	0.362	14:47:46.736
5-	34.644	16.817	29.788	24.990	108.8	132.1	1:46.239 (2)	95.63	0.275	14:49:32.975
6-	34.712	16.735	29.945	25.026	108.8	132.6	1:46.418	95.47	0.454	14:51:19.393
7-	34.796	16.827	29.983	25.039	108.0	131.5	1:46.645	95.27	0.681	14:53:06.038
8-	34.673	16.947	29.953	24.924	108.8	131.0	1:46.497	95.40	0.533	14:54:52.535
9-	34.839	16.882	30.008	24.953	108.5	131.3	1:46.682	95.23	0.718	14:56:39.217
10-	34.678	16.938	29.964	25.027	108.8	131.0	1:46.607	95.30	0.643	14:58:25.824
11-	34.702	16.837	29.766	24.979	109.1	131.3	1:46.284 (3)	95.59	0.320	15:00:12.108
12-	34.744	16.859	30.002	25.003	107.5	131.3	1:46.608	95.30	0.644	15:01:58.716

Weather / Track : Sunny / Dry

Assen

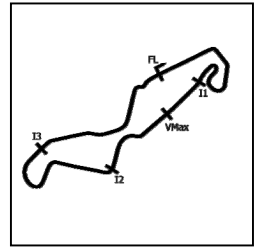
Circuit Length = 2.8222 miles

Start: 14:40 Flag 15:01 End: 15:04

2019 Bennetts British Superbike Championship - Stena Line Round 10

2019 HEL Performance British Motostar Championship

RACE 2 - SECTOR ANALYSIS



SECTOR 1 = FL to I1, SECTOR 2 = I1 to I2 SECTOR 3 = I2 to I3, SECTOR 4 = I3 to FL, DIFF = Difference To Personal Best Lap, P = Crossed Finish Line in Pit Lane, D = Time Disallowed

P4 21		Jerry van de BUNT				KTM - Raha61/LJ-Racing				
IDEAL LAP TIME : 1:46.140		BEST LAP TIME : 1:46.403				DIFFERENCE : 0.263				
LAP	SECTOR 1	SECTOR 2	SECTOR 3	SECTOR 4	SPEED TRAP	LAP TIME	MPH	DIFF	TIME OF DAY	
1-		17.323	30.366	25.067	108.5	128.8	1:53.786	89.29	7.383	14:42:29.703
2-	35.103	17.018	30.043	25.059	109.3	130.5	1:47.223	94.75	0.820	14:44:16.926
3-	35.160	16.953	29.982	25.468	108.5	133.6	1:47.563	94.45	1.160	14:46:04.489
4-	35.194	17.075	30.535	25.301	108.0	132.3	1:48.105	93.98	1.702	14:47:52.594
5-	35.042	17.044	30.124	24.859	108.0	129.8	1:47.069	94.89	0.666	14:49:39.663
6-	34.716	16.873	30.581	25.109	106.2	131.5	1:47.279	94.70	0.876	14:51:26.942
7-	34.757	16.842	30.184	25.069	106.5	130.0	1:46.852	95.08	0.449	14:53:13.794
8-	34.772	16.964	30.201	24.921	107.0	129.5	1:46.858	95.08	0.455	14:55:00.652
9-	34.721	16.855	30.106	24.940	106.7	129.5	1:46.622 (3)	95.29	0.219	14:56:47.274
10-	34.858	16.981	30.089	24.987	106.7	127.0	1:46.915	95.03	0.512	14:58:34.189
11-	34.633	17.045	30.023	24.840	107.8	130.0	1:46.541 (2)	95.36	0.138	15:00:20.730
12-	34.495	16.885	29.963	25.060	105.7	129.8	1:46.403 (1)	95.48		15:02:07.133

P5 64		Asher DURHAM				Mahindra - Microlise Cresswell Racing				
IDEAL LAP TIME : 1:45.873		BEST LAP TIME : 1:45.942				DIFFERENCE : 0.069				
LAP	SECTOR 1	SECTOR 2	SECTOR 3	SECTOR 4	SPEED TRAP	LAP TIME	MPH	DIFF	TIME OF DAY	
1-		17.199	30.071	25.084	106.2	127.5	1:53.196	89.75	7.254	14:42:29.113
2-	35.411	16.889	30.003	25.207	107.0	129.3	1:47.510	94.50	1.568	14:44:16.623
3-	35.055	17.007	30.045	25.170	106.7	129.0	1:47.277	94.70	1.335	14:46:03.900
4-	35.270	17.455	30.507	25.367	104.2	125.4	1:48.599	93.55	2.657	14:47:52.499
5-	35.588	16.971	29.928	25.075	106.2	128.3	1:47.562	94.45	1.620	14:49:40.061
6-	35.299	16.892	30.100	25.091	107.2	130.0	1:47.382	94.61	1.440	14:51:27.443
7-	35.416	16.795	30.097	24.866	107.2	129.8	1:47.174	94.80	1.232	14:53:14.617
8-	34.912	16.744	29.835	24.938	107.2	128.5	1:46.429 (2)	95.46	0.487	14:55:01.046
9-	34.910	16.846	29.921	24.964	107.8	128.8	1:46.641 (3)	95.27	0.699	14:56:47.687
10-	34.960	16.853	29.936	24.954	107.0	128.8	1:46.703	95.21	0.761	14:58:34.390
11-	34.975	17.480	29.897	25.200	104.2	127.8	1:47.552	94.46	1.610	15:00:21.942
12-	34.604	16.754	29.659	24.925	104.5	129.5	1:45.942 (1)	95.90		15:02:07.884

P6 14		Jack NIXON				KTM - Santander Salt				
IDEAL LAP TIME : 1:45.796		BEST LAP TIME : 1:45.990				DIFFERENCE : 0.194				
LAP	SECTOR 1	SECTOR 2	SECTOR 3	SECTOR 4	SPEED TRAP	LAP TIME	MPH	DIFF	TIME OF DAY	
1-		17.085	30.349	25.181	108.3	129.3	1:53.540	89.48	7.550	14:42:29.457
2-	34.809	17.043	30.225	25.236	108.0	129.3	1:47.313	94.67	1.323	14:44:16.770
3-	35.113	16.867	30.132	25.452	107.5	131.5	1:47.564	94.45	1.574	14:46:04.334
4-	35.046	17.266	30.551	25.317	105.7	128.5	1:48.180	93.91	2.190	14:47:52.514
5-	36.913	17.007	29.975	25.324	108.0	131.0	1:49.219	93.02	3.229	14:49:41.733
6-	34.516	16.945	29.721	24.928	108.3	130.0	1:46.110 (2)	95.75	0.120	14:51:27.843
7-	34.768	16.969	29.947	24.918	107.0	131.3	1:46.602 (3)	95.30	0.612	14:53:14.445
8-	34.722	17.073	30.103	25.071	108.3	129.5	1:46.969	94.98	0.979	14:55:01.414
9-	34.786	17.011	29.897	24.957	108.3	130.8	1:46.651	95.26	0.661	14:56:48.065
10-	34.727	17.156	30.043	25.106	108.5	129.3	1:47.032	94.92	1.042	14:58:35.097
11-	34.624	17.148	30.151	24.889	106.2	130.5	1:46.812	95.12	0.822	15:00:21.909
12-	34.346	17.061	29.696	24.887	107.8	129.3	1:45.990 (1)	95.85		15:02:07.899

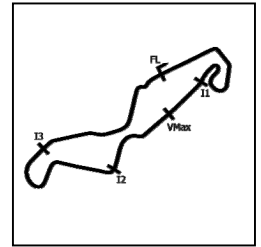
Weather / Track : Sunny / Dry

Assen

Circuit Length = 2.8222 miles

Start: 14:40 Flag 15:01 End: 15:04

RACE 2 - SECTOR ANALYSIS



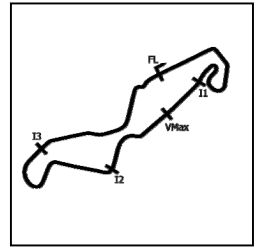
SECTOR 1 = FL to I1, SECTOR 2 = I1 to I2 SECTOR 3 = I2 to I3, SECTOR 4 = I3 to FL, DIFF = Difference To Personal Best Lap, P = Crossed Finish Line in Pit Lane, D = Time Disallowed

P7 23		Ryan van de LAGEMAAT				KTM - Qnium Racing				
IDEAL LAP TIME : 1:45.927		BEST LAP TIME : 1:46.587				DIFFERENCE : 0.660				
LAP	SECTOR 1	SECTOR 2	SECTOR 3	SECTOR 4	SPEED TRAP	LAP TIME	MPH	DIFF	TIME OF DAY	
1-		17.039	30.096	25.075	108.8	131.5	1:53.272	89.69	6.685	14:42:29.189
2-	34.814	17.189	30.129	25.170	106.5	128.3	1:47.302	94.68	0.715	14:44:16.491
3-	34.897	17.249	30.117	25.225	108.0	128.0	1:47.488	94.52	0.901	14:46:03.979
4-	35.246	17.312	30.222	25.190	106.7	128.5	1:47.970	94.10	1.383	14:47:51.949
5-	34.907	17.222	30.161	25.106	107.8	128.5	1:47.396	94.60	0.809	14:49:39.345
6-	34.756	17.135	30.520	25.288	105.7	129.5	1:47.699	94.33	1.112	14:51:27.044
7-	35.021	17.039	30.058	24.902	107.8	130.5	1:47.020	94.93	0.433	14:53:14.064
8-	34.868	17.021	29.840	25.022	108.0	130.0	1:46.751 (2)	95.17	0.164	14:55:00.815
9-	34.841	16.911	29.833	25.002	108.5	130.8	1:46.587 (1)	95.32		14:56:47.402
10-	35.003	16.981	30.177	24.863	107.8	130.3	1:47.024	94.93	0.437	14:58:34.426
11-	35.031	17.267	29.893	24.646	108.0	129.8	1:46.837 (3)	95.09	0.250	15:00:21.263
12-	34.537	17.039	29.851	25.411	100.3	130.3	1:46.838	95.09	0.251	15:02:08.101

P8 45		Scott SWANN				IFS KTM - IFS Team Swann Racing				
IDEAL LAP TIME : 1:46.744		BEST LAP TIME : 1:46.827				DIFFERENCE : 0.083				
LAP	SECTOR 1	SECTOR 2	SECTOR 3	SECTOR 4	SPEED TRAP	LAP TIME	MPH	DIFF	TIME OF DAY	
1-		17.078	30.290	25.500	106.2	132.1	1:54.666	88.60	7.839	14:42:30.583
2-	35.443	17.122	30.079	25.238	107.8	129.5	1:47.882	94.17	1.055	14:44:18.465
3-	35.194	17.103	29.929	25.158	108.0	129.5	1:47.384	94.61	0.557	14:46:05.849
4-	35.014	16.966	29.836	25.011	108.5	129.8	1:46.827 (1)	95.10		14:47:52.676
5-	35.679	16.967	29.867	24.967	109.1	131.5	1:47.480	94.53	0.653	14:49:40.156
6-	35.067	16.927	30.006	25.112	108.3	129.8	1:47.112 (2)	94.85	0.285	14:51:27.268
7-	35.260	16.978	30.118	25.411	108.0	130.8	1:47.767	94.27	0.940	14:53:15.035
8-	35.081	17.095	29.951	25.018	108.0	129.3	1:47.145	94.82	0.318	14:55:02.180
9-	35.044	17.029	30.005	25.051	107.5	129.3	1:47.129 (3)	94.84	0.302	14:56:49.309
10-	35.185	17.220	29.915	25.148	107.0	128.0	1:47.468	94.54	0.641	14:58:36.777
11-	35.199	17.142	30.557	25.096	107.8	128.0	1:47.994	94.08	1.167	15:00:24.771
12-	35.176	17.164	30.150	25.135	106.7	128.5	1:47.625	94.40	0.798	15:02:12.396

P9 99		Jamie DAVIS				KTM - FPW Racing				
IDEAL LAP TIME : 1:46.940		BEST LAP TIME : 1:46.997				DIFFERENCE : 0.057				
LAP	SECTOR 1	SECTOR 2	SECTOR 3	SECTOR 4	SPEED TRAP	LAP TIME	MPH	DIFF	TIME OF DAY	
1-		17.362	30.460	25.413	107.2	129.0	1:54.800	88.50	7.803	14:42:30.717
2-	35.412	17.220	30.091	25.335	107.0	130.3	1:48.058	94.02	1.061	14:44:18.775
3-	35.009	17.124	30.187	25.232	107.2	130.5	1:47.552	94.46	0.555	14:46:06.327
4-	35.033	17.177	30.193	25.430	106.7	128.0	1:47.833	94.22	0.836	14:47:54.160
5-	34.996	17.158	30.231	25.369	108.3	128.8	1:47.754	94.29	0.757	14:49:41.914
6-	34.738	17.010	30.067	25.182	107.0	129.5	1:46.997 (1)	94.95		14:51:28.911
7-	34.919	17.076	30.010	25.437	106.0	128.0	1:47.442 (3)	94.56	0.445	14:53:16.353
8-	34.860	17.196	30.183	25.451	106.0	126.6	1:47.690	94.34	0.693	14:55:04.043
9-	34.918	17.224	30.207	25.547	106.2	127.0	1:47.896	94.16	0.899	14:56:51.939
10-	34.933	17.274	30.273	25.430	106.2	127.0	1:47.910	94.15	0.913	14:58:39.849
11-	35.030	17.203	30.232	25.597	105.5	127.3	1:48.062	94.02	1.065	15:00:27.911
12-	34.847	17.151	30.055	25.329	106.5	127.5	1:47.382 (2)	94.61	0.385	15:02:15.293

RACE 2 - SECTOR ANALYSIS



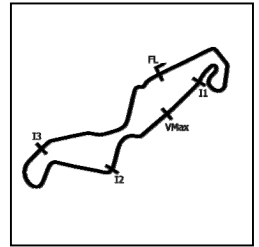
SECTOR 1 = FL to I1, SECTOR 2 = I1 to I2 SECTOR 3 = I2 to I3, SECTOR 4 = I3 to FL, DIFF = Difference To Personal Best Lap, P = Crossed Finish Line in Pit Lane, D = Time Disallowed

P10 7		Edmund BEST				KTM - SymCircus Motorsport				
IDEAL LAP TIME : 1:47.855		BEST LAP TIME : 1:48.083				DIFFERENCE : 0.228				
LAP	SECTOR 1	SECTOR 2	SECTOR 3	SECTOR 4	SPEED TRAP	LAP TIME	MPH	DIFF	TIME OF DAY	
1-		17.346	30.329	25.696	101.9	127.8	1:54.757	88.53	6.674	14:42:30.674
2-	35.555	17.200	30.203	25.362	106.2	128.5	1:48.320 (2)	93.79	0.237	14:44:18.994
3-	35.090	17.257	30.362	25.374	105.0	127.8	1:48.083 (1)	94.00		14:46:07.077
4-	35.098	17.404	30.436	25.648	104.7	124.5	1:48.586 (3)	93.56	0.503	14:47:55.663
5-	35.242	17.333	30.412	25.793	104.7	125.6	1:48.780	93.40	0.697	14:49:44.443
6-	35.273	17.428	30.650	25.795	104.0	125.4	1:49.146	93.08	1.063	14:51:33.589
7-	35.608	17.500	30.480	25.951	103.8	125.2	1:49.539	92.75	1.456	14:53:23.128
8-	35.833	17.564	30.393	25.879	103.5	124.2	1:49.669	92.64	1.586	14:55:12.797
9-	35.421	17.528	30.571	25.812	103.5	124.5	1:49.332	92.92	1.249	14:57:02.129
10-	35.738	17.706	30.676	26.067	103.0	123.8	1:50.187	92.20	2.104	14:58:52.316
11-	35.439	17.724	30.679	25.933	103.8	124.9	1:49.775	92.55	1.692	15:00:42.091
12-	35.581	17.701	30.798	26.002	103.0	124.7	1:50.082	92.29	1.999	15:02:32.173

P11 72 S		Cameron HORSMAN				Honda - Nova Racing/SP 125				
IDEAL LAP TIME : 1:49.421		BEST LAP TIME : 1:49.842				DIFFERENCE : 0.421				
LAP	SECTOR 1	SECTOR 2	SECTOR 3	SECTOR 4	SPEED TRAP	LAP TIME	MPH	DIFF	TIME OF DAY	
1-		17.934	30.461	25.804	102.6	120.0	1:56.906	86.90	7.064	14:42:32.823
2-	35.733	17.695	30.492	25.934	101.9	120.6	1:49.854 (2)	92.48	0.012	14:44:22.677
3-	35.699	17.811	30.229	26.103	101.4	121.1	1:49.842 (1)	92.49		14:46:12.519
4-	36.268	18.079	30.277	26.065	103.0	118.9	1:50.689	91.79	0.847	14:48:03.208
5-	35.893	17.689	30.565	26.128	102.8	121.7	1:50.275	92.13	0.433	14:49:53.483
6-	35.942	17.739	30.983	25.922	101.2	120.4	1:50.586	91.87	0.744	14:51:44.069
7-	35.744	17.917	30.915	26.162	101.6	120.9	1:50.738	91.74	0.896	14:53:34.807
8-	36.006	17.869	30.658	26.048	101.2	122.4	1:50.581	91.87	0.739	14:55:25.388
9-	35.922	17.832	30.382	26.026	100.9	122.0	1:50.162 (3)	92.22	0.320	14:57:15.550
10-	36.032	17.929	30.953	26.347	100.5	120.4	1:51.261	91.31	1.419	14:59:06.811
11-	35.820	17.704	30.547	26.137	100.7	122.4	1:50.208	92.19	0.366	15:00:57.019
12-	35.995	17.843	30.594	26.028	98.3	121.5	1:50.460	91.98	0.618	15:02:47.479

P12 19 S		Scott OGDEN				Honda - Premium Motorhomes Scott Ogden Racing				
IDEAL LAP TIME : 1:49.400		BEST LAP TIME : 1:49.790				DIFFERENCE : 0.390				
LAP	SECTOR 1	SECTOR 2	SECTOR 3	SECTOR 4	SPEED TRAP	LAP TIME	MPH	DIFF	TIME OF DAY	
1-		17.924	30.645	26.058	101.6	121.1	1:56.778	87.00	6.988	14:42:32.695
2-	35.487	17.881	30.550	25.872	100.9	120.9	1:49.790 (1)	92.54		14:44:22.485
3-	35.397	17.981	30.458	26.294	101.6	119.1	1:50.130 (2)	92.25	0.340	14:46:12.615
4-	36.325	17.810	30.321	26.047	100.9	121.7	1:50.503	91.94	0.713	14:48:03.118
5-	35.738	17.887	30.543	26.088	101.4	120.2	1:50.256	92.15	0.466	14:49:53.374
6-	35.717	18.011	30.753	26.073	99.8	119.8	1:50.554	91.90	0.764	14:51:43.928
7-	35.739	18.004	30.903	26.134	99.6	119.1	1:50.780	91.71	0.990	14:53:34.708
8-	35.938	18.156	30.637	26.011	102.1	120.6	1:50.742	91.74	0.952	14:55:25.450
9-	35.718	17.910	30.403	26.167	102.3	120.0	1:50.198 (3)	92.19	0.408	14:57:15.648
10-	35.641	18.186	30.906	26.034	99.6	120.2	1:50.767	91.72	0.977	14:59:06.415
11-	36.100	17.943	30.552	26.079	101.6	121.1	1:50.674	91.80	0.884	15:00:57.089
12-	35.735	17.941	30.600	26.207	99.6	120.2	1:50.483	91.96	0.693	15:02:47.572

RACE 2 - SECTOR ANALYSIS



SECTOR 1 = FL to I1, SECTOR 2 = I1 to I2, SECTOR 3 = I2 to I3, SECTOR 4 = I3 to FL, DIFF = Difference To Personal Best Lap, P = Crossed Finish Line in Pit Lane, D = Time Disallowed

P13 5		Osian JONES		KTM - SymCIRRUS Motorsport						
IDEAL LAP TIME : 1:49.546		BEST LAP TIME : 1:49.790		DIFFERENCE : 0.244						
LAP	SECTOR 1	SECTOR 2	SECTOR 3	SECTOR 4	SPEED TRAP	LAP TIME	MPH	DIFF	TIME OF DAY	
1-		17.462	30.825	25.942	106.0	129.5	1:56.523	87.19	6.733	14:42:32.440
2-	35.585	17.645	31.022	26.347	106.5	126.1	1:50.599	91.86	0.809	14:44:23.039
3-	35.494	17.635	30.771	25.890	107.0	127.3	1:49.790 (1)	92.54		14:46:12.829
4-	35.618	17.675	30.722	26.094	105.0	125.4	1:50.109 (3)	92.27	0.319	14:48:02.938
5-	35.768	17.663	30.765	26.050	104.2	126.3	1:50.246	92.15	0.456	14:49:53.184
6-	35.995	17.834	31.066	26.239	105.5	125.4	1:51.134	91.42	1.344	14:51:44.318
7-	35.588	17.631	30.929	26.069	103.5	127.3	1:50.217	92.18	0.427	14:53:34.535
8-	36.031	17.808	30.882	25.964	104.2	125.4	1:50.685	91.79	0.895	14:55:25.220
9-	35.654	17.554	30.700	25.998	104.0	126.6	1:49.906 (2)	92.44	0.116	14:57:15.126
10-	36.233	18.055	30.820	26.345	105.0	123.1	1:51.453	91.16	1.663	14:59:06.579
11-	35.641	17.699	30.892	26.007	104.2	126.1	1:50.239	92.16	0.449	15:00:56.818
12-	35.783	17.683	30.968	27.046	97.0	126.1	1:51.480	91.13	1.690	15:02:48.298

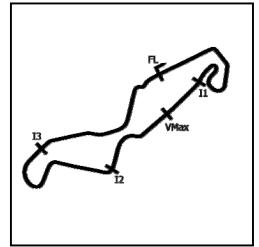
P14 16 S		Harvey CLARIDGE		Honda - Nova Racing/SP 125						
IDEAL LAP TIME : 1:49.808		BEST LAP TIME : 1:49.913		DIFFERENCE : 0.105						
LAP	SECTOR 1	SECTOR 2	SECTOR 3	SECTOR 4	SPEED TRAP	LAP TIME	MPH	DIFF	TIME OF DAY	
1-		17.860	30.254	26.160	104.5	121.1	1:57.022	86.82	7.109	14:42:32.939
2-	35.837	17.706	30.357	26.013	103.3	123.1	1:49.913 (1)	92.43		14:44:22.852
3-	36.848	17.951	30.557	26.089	102.1	120.6	1:51.445	91.16	1.532	14:46:14.297
4-	35.835	17.958	30.578	26.274	101.9	120.2	1:50.645 (2)	91.82	0.732	14:48:04.942
5-	36.020	17.906	30.613	26.376	101.4	120.6	1:50.915	91.60	1.002	14:49:55.857
6-	36.008	17.985	30.579	26.340	101.2	120.6	1:50.912 (3)	91.60	0.999	14:51:46.769
7-	36.034	18.135	30.855	26.490	97.0	119.6	1:51.514	91.11	1.601	14:53:38.283
8-	36.254	18.091	30.761	26.347	100.3	119.6	1:51.453	91.16	1.540	14:55:29.736
9-	36.032	18.032	30.559	26.428	100.5	119.6	1:51.051	91.49	1.138	14:57:20.787
10-	36.158	18.156	30.932	26.529	100.7	119.8	1:51.775	90.89	1.862	14:59:12.562
11-	36.098	18.138	30.665	26.584	100.7	119.4	1:51.485	91.13	1.572	15:01:04.047
12-	36.239	18.249	30.858	26.525	98.9	119.8	1:51.871	90.82	1.958	15:02:55.918

P15 17 S		Franco BOURNE		Honda - Franco Bourne / SP125						
IDEAL LAP TIME : 1:51.224		BEST LAP TIME : 1:51.516		DIFFERENCE : 0.292						
LAP	SECTOR 1	SECTOR 2	SECTOR 3	SECTOR 4	SPEED TRAP	LAP TIME	MPH	DIFF	TIME OF DAY	
1-		17.962	30.782	26.272	99.6	119.1	1:58.168	85.98	6.652	14:42:34.085
2-	36.329	17.996	30.696	26.495	99.1	117.9	1:51.516 (1)	91.10		14:44:25.601
3-	36.321	17.986	30.700	26.594	99.1	117.9	1:51.601 (2)	91.04	0.085	14:46:17.202
4-	36.378	18.164	30.815	26.447	98.7	116.7	1:51.804	90.87	0.288	14:48:09.006
5-	36.294	18.034	31.029	26.612	99.1	117.3	1:51.969	90.74	0.453	14:50:00.975
6-	36.408	17.995	30.835	26.499	98.9	117.1	1:51.737 (3)	90.92	0.221	14:51:52.712
7-	36.514	18.034	30.844	26.541	98.1	117.7	1:51.933	90.77	0.417	14:53:44.645
8-	36.415	18.105	31.310	26.583	98.5	117.1	1:52.413	90.38	0.897	14:55:37.058
9-	36.590	18.042	30.884	26.671	98.5	117.3	1:52.187	90.56	0.671	14:57:29.245
10-	36.492	18.079	31.051	26.618	97.8	116.7	1:52.240	90.52	0.724	14:59:21.485
11-	36.762	18.338	31.255	26.604	97.6	116.7	1:52.959	89.94	1.443	15:01:14.444
12-	36.890	18.187	31.110	26.892	93.7	116.9	1:53.079	89.85	1.563	15:03:07.523

Weather / Track : Sunny / Dry

Assen
Circuit Length = 2.8222 miles
Start: 14:40 Flag 15:01 End: 15:04

RACE 2 - SECTOR ANALYSIS



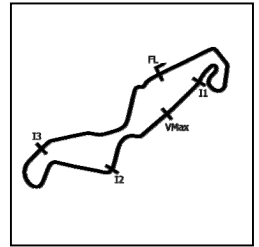
SECTOR 1 = FL to I1, SECTOR 2 = I1 to I2 SECTOR 3 = I2 to I3, SECTOR 4 = I3 to FL, DIFF = Difference To Personal Best Lap, P = Crossed Finish Line in Pit Lane, D = Time Disallowed

P16 37 S		Corey TINKER		Honda - Microlise Cresswell Racing						
IDEAL LAP TIME : 1:51.908		BEST LAP TIME : 1:52.183		DIFFERENCE : 0.275						
LAP	SECTOR 1	SECTOR 2	SECTOR 3	SECTOR 4	SPEED TRAP	LAP TIME	MPH	DIFF	TIME OF DAY	
1-		18.364	31.128	26.361	99.4	117.9	1:58.998	85.38	6.815	14:42:34.915
2-	36.186	18.360	31.099	26.538	99.6	117.7	1:52.183 (1)	90.56		14:44:27.098
3-	36.088	18.447	31.161	26.659	99.4	117.3	1:52.355 (2)	90.42	0.172	14:46:19.453
4-	36.412	18.546	31.404	26.681	100.0	116.3	1:53.043	89.87	0.860	14:48:12.496
5-	36.537	18.458	31.296	26.777	98.9	116.9	1:53.068	89.85	0.885	14:50:05.564
6-	36.328	18.439	31.351	26.780	99.1	117.5	1:52.898	89.99	0.715	14:51:58.462
7-	36.491	18.534	31.266	26.701	99.1	117.3	1:52.992	89.91	0.809	14:53:51.454
8-	36.688	18.541	31.362	26.740	99.1	116.9	1:53.331	89.65	1.148	14:55:44.785
9-	36.231	18.537	31.383	26.672	99.8	116.5	1:52.823 (3)	90.05	0.640	14:57:37.608
10-	36.518	18.475	31.427	26.742	99.6	117.1	1:53.162	89.78	0.979	14:59:30.770
11-	36.509	18.572	31.450	26.898	99.1	116.5	1:53.429	89.57	1.246	15:01:24.199
12-	36.720	18.538	31.549	26.978	99.1	117.1	1:53.785	89.29	1.602	15:03:17.984

P17 35 S		Jeremy KNIGHT		Honda - Jeremy Knight Racing / SP125						
IDEAL LAP TIME : 1:53.396		BEST LAP TIME : 1:54.090		DIFFERENCE : 0.694						
LAP	SECTOR 1	SECTOR 2	SECTOR 3	SECTOR 4	SPEED TRAP	LAP TIME	MPH	DIFF	TIME OF DAY	
1-		18.756	31.605	27.083	97.8	116.1	2:01.699	83.48	7.609	14:42:37.616
2-	36.773	18.517	31.500	27.571	96.0	115.5	1:54.361	88.84	0.271	14:44:31.977
3-	37.272	18.787	31.726	27.505	96.6	116.3	1:55.290	88.12	1.200	14:46:27.267
4-	37.006	18.925	31.723	26.997	97.4	116.1	1:54.651	88.61	0.561	14:48:21.918
5-	36.975	18.624	31.235	27.311	96.0	115.5	1:54.145 (2)	89.01	0.055	14:50:16.063
6-	37.032	18.391	32.021	27.467	96.8	116.9	1:54.911	88.41	0.821	14:52:10.974
7-	36.951	18.604	31.591	27.307	96.2	115.9	1:54.453	88.77	0.363	14:54:05.427
8-	37.000	18.592	31.404	27.094	96.4	115.3	1:54.090 (1)	89.05		14:55:59.517
9-	37.014	18.584	31.468	27.337	95.5	116.1	1:54.403	88.81	0.313	14:57:53.920
10-	37.015	18.465	31.369	27.362	95.3	115.5	1:54.211 (3)	88.95	0.121	14:59:48.131
11-	37.052	19.031	31.574	27.145	96.0	114.5	1:54.802	88.50	0.712	15:01:42.933
12-	37.169	18.719	31.581	27.582	95.8	114.9	1:55.051	88.31	0.961	15:03:37.984

P18 18 S		Jodie FIELDHOUSE		Honda - Go Pink Racing						
IDEAL LAP TIME : 1:53.501		BEST LAP TIME : 1:53.954		DIFFERENCE : 0.453						
LAP	SECTOR 1	SECTOR 2	SECTOR 3	SECTOR 4	SPEED TRAP	LAP TIME	MPH	DIFF	TIME OF DAY	
1-		18.663	32.043	27.295	98.7	122.0	2:02.510	82.93	8.556	14:42:38.427
2-	36.591	18.438	31.565	27.360	99.1	121.1	1:53.954 (1)	89.16		14:44:32.381
3-	37.247	18.707	31.467	28.031	98.7	120.4	1:55.452	88.00	1.498	14:46:27.833
4-	36.737	18.567	31.619	27.468	98.9	119.8	1:54.391	88.81	0.437	14:48:22.224
5-	37.134	18.608	31.583	27.286	99.1	121.3	1:54.611	88.64	0.657	14:50:16.835
6-	36.806	18.414	31.687	28.025	98.9	120.9	1:54.932	88.40	0.978	14:52:11.767
7-	36.920	18.454	31.285	27.528	98.9	121.1	1:54.187 (2)	88.97	0.233	14:54:05.954
8-	36.997	18.440	31.423	27.407	98.9	120.6	1:54.267	88.91	0.313	14:56:00.221
9-	36.796	18.490	31.606	27.315	99.4	121.3	1:54.207 (3)	88.96	0.253	14:57:54.428
10-	37.204	18.391	31.515	27.234	98.7	120.4	1:54.344	88.85	0.390	14:59:48.772
11-	36.829	18.465	31.535	27.560	98.5	121.3	1:54.389	88.82	0.435	15:01:43.161
12-	37.093	18.520	31.793	27.735	99.4	119.6	1:55.141	88.24	1.187	15:03:38.302

RACE 2 - SECTOR ANALYSIS



SECTOR 1 = FL to I1, SECTOR 2 = I1 to I2 SECTOR 3 = I2 to I3, SECTOR 4 = I3 to FL, DIFF = Difference To Personal Best Lap, P = Crossed Finish Line in Pit Lane, D = Time Disallowed

P19 48		Sharni PINFOLD		Honda - City Lifting/RS Racing						
IDEAL LAP TIME : 1:54.497		BEST LAP TIME : 1:54.726		DIFFERENCE : 0.229						
LAP	SECTOR 1	SECTOR 2	SECTOR 3	SECTOR 4	SPEED TRAP	LAP TIME	MPH	DIFF	TIME OF DAY	
1-		18.541	33.026	27.571	99.1	120.4	2:03.205	82.46	8.479	14:42:39.122
2-	37.834	18.678	32.332	27.549	100.3	120.2	1:56.393	87.29	1.667	14:44:35.515
3-	37.644	18.503	32.029	27.691	99.6	119.4	1:55.867	87.68	1.141	14:46:31.382
4-	37.724	18.767	32.023	27.955	99.4	118.1	1:56.469	87.23	1.743	14:48:27.851
5-	37.884	18.462	31.996	27.305	98.1	119.6	1:55.647	87.85	0.921	14:50:23.498
6-	37.718	18.467	31.858	27.197	99.6	118.9	1:55.240	88.16	0.514	14:52:18.738
7-	37.389	18.517	31.821	27.354	99.1	119.1	1:55.081	88.28	0.355	14:54:13.819
8-	37.316	18.613	31.856	27.268	99.8	118.1	1:55.053 (3)	88.30	0.327	14:56:08.872
9-	37.445	18.510	31.680	27.091	99.4	118.7	1:54.726 (1)	88.56		14:58:03.598
10-	37.666	18.518	32.010	27.331	98.9	118.5	1:55.525	87.94	0.799	14:59:59.123
11-	37.418	18.681	31.850	27.472	99.8	118.3	1:55.421	88.02	0.695	15:01:54.544
12-	37.533	18.462	31.628	27.117	100.7	118.5	1:54.740 (2)	88.54	0.014	15:03:49.284

P20 66 S		Annabel THOMAS		Honda - Four Anjels Racing						
IDEAL LAP TIME : 1:54.281		BEST LAP TIME : 1:54.661		DIFFERENCE : 0.380						
LAP	SECTOR 1	SECTOR 2	SECTOR 3	SECTOR 4	SPEED TRAP	LAP TIME	MPH	DIFF	TIME OF DAY	
1-		18.692	32.111	27.854	97.6	120.0	2:03.582	82.21	8.921	14:42:39.499
2-	37.255	18.677	31.929	27.851	97.2	118.1	1:55.712	87.80	1.051	14:44:35.211
3-	37.256	18.904	32.002	27.894	97.4	117.7	1:56.056	87.54	1.395	14:46:31.267
4-	37.751	18.665	32.095	28.017	97.4	117.5	1:56.528	87.19	1.867	14:48:27.795
5-	37.354	18.557	31.911	27.868	96.4	118.1	1:55.690	87.82	1.029	14:50:23.485
6-	37.810	18.850	31.836	27.497	97.6	117.3	1:55.993	87.59	1.332	14:52:19.478
7-	36.963	18.707	31.756	27.455	98.3	118.1	1:54.881 (2)	88.44	0.220	14:54:14.359
8-	37.087	18.619	31.824	27.557	98.1	117.7	1:55.087 (3)	88.28	0.426	14:56:09.446
9-	37.109	18.442	31.813	27.297	97.0	117.7	1:54.661 (1)	88.61		14:58:04.107
10-	37.239	18.736	31.802	27.500	98.1	119.6	1:55.277	88.13	0.616	14:59:59.384
11-	36.931	18.596	31.804	27.838	96.2	117.5	1:55.169	88.21	0.508	15:01:54.553
12-	37.675	18.503	31.611	27.924	94.5	118.9	1:55.713	87.80	1.052	15:03:50.266

P21 56 S		Bradley WILSON		Honda - B.Wilson Racing						
IDEAL LAP TIME : 1:57.251		BEST LAP TIME : 1:57.738		DIFFERENCE : 0.487						
LAP	SECTOR 1	SECTOR 2	SECTOR 3	SECTOR 4	SPEED TRAP	LAP TIME	MPH	DIFF	TIME OF DAY	
1-		19.154	32.933	27.916	96.8	115.9	2:06.087	80.58	8.349	14:42:42.004
2-	38.408	19.157	32.573	28.075	95.3	114.9	1:58.213	85.94	0.475	14:44:40.217
3-	38.409	19.033	32.532	27.893	96.2	115.1	1:57.867 (2)	86.20	0.129	14:46:38.084
4-	38.167	18.996	32.514	28.061	95.5	115.1	1:57.738 (1)	86.29		14:48:35.822
5-	38.762	19.121	32.509	27.776	96.2	115.5	1:58.168	85.98	0.430	14:50:33.990
6-	38.426	19.035	32.751	27.800	95.5	115.5	1:58.012 (3)	86.09	0.274	14:52:32.002
7-	39.305	19.455	32.379	27.709	95.8	113.5	1:58.848	85.48	1.110	14:54:30.850
8-	38.529	19.269	32.438	28.271	93.7	114.7	1:58.507	85.73	0.769	14:56:29.357
9-	38.187	19.297	33.117	28.607	95.1	114.7	1:59.208	85.23	1.470	14:58:28.565
10-	38.691	19.740	32.868	28.131	95.3	114.5	1:59.430	85.07	1.692	15:00:27.995
11-	39.507	19.566	32.474	28.444	94.7	112.9	1:59.991	84.67	2.253	15:02:27.986

Weather / Track : Sunny / Dry

Assen
Circuit Length = 2.8222 miles
Start: 14:40 Flag 15:01 End: 15:04

MCRCB BULLETIN TK129

2019 Bennetts British Superbike Championship - Stena Line Round 10

2019 HEL Performance British Motostar Championship

RACE 2 - BEST SECTORS

SECTOR 1				SECTOR 2				SECTOR 3				SECTOR 4				IDEAL / BEST COMPARISON			
POS	NO	NAME	TIME	NO	NAME	TIME	NO	NAME	TIME	NO	NAME	TIME	POS	NO	NAME	IDEAL	BEST	DIFF	
1	14	NIXON	34.346	70	WHATLEY	16.735	96	PAASCH	29.380	23	van de	24.646	1	96	PAASCH	1:45.504	1:45.868	0.364	
2	11	JONES	34.389	64	DURHAM	16.744	64	DURHAM	29.659	11	JONES	24.668	2	11	JONES	1:45.584	1:45.797	0.213	
3	21	van de	34.495	96	PAASCH	16.766	11	JONES	29.692	96	PAASCH	24.807	3	14	NIXON	1:45.796	1:45.990	0.194	
4	23	van de	34.537	11	JONES	16.835	14	NIXON	29.696	70	WHATLEY	24.833	4	64	DURHAM	1:45.873	1:45.942	0.069	
5	96	PAASCH	34.551	21	van de	16.842	70	WHATLEY	29.756	21	van de	24.840	5	70	WHATLEY	1:45.902	1:45.964	0.062	
6	70	WHATLEY	34.578	14	NIXON	16.867	23	van de	29.833	64	DURHAM	24.866	6	23	van de LAGEMAAT	1:45.927	1:46.587	0.660	
7	64	DURHAM	34.604	23	van de	16.911	45	SWANN	29.836	14	NIXON	24.887	7	21	van de BUNT	1:46.140	1:46.403	0.263	
8	99	DAVIS	34.738	45	SWANN	16.927	21	van de	29.963	45	SWANN	24.967	8	45	SWANN	1:46.744	1:46.827	0.083	
9	45	SWANN	35.014	99	DAVIS	17.010	99	DAVIS	30.010	99	DAVIS	25.182	9	99	DAVIS	1:46.940	1:46.997	0.057	
10	7	BEST	35.090	7	BEST	17.200	7	BEST	30.203	7	BEST	25.362	10	7	BEST	1:47.855	1:48.083	0.228	
11	19	OGDEN	35.397	5	JONES	17.462	72	HORSMAN	30.229	72	HORSMAN	25.804	11	19	OGDEN	1:49.400	1:49.790	0.390	
12	5	JONES	35.494	72	HORSMAN	17.689	16	CLARIDG	30.254	19	OGDEN	25.872	12	72	HORSMAN	1:49.421	1:49.842	0.421	
13	72	HORSMAN	35.699	16	CLARIDG	17.706	19	OGDEN	30.321	5	JONES	25.890	13	5	JONES	1:49.546	1:49.790	0.244	
14	16	CLARIDG	35.835	19	OGDEN	17.810	17	BOURNE	30.696	16	CLARIDG	26.013	14	16	CLARIDGE	1:49.808	1:49.913	0.105	
15	37	TINKER	36.088	17	BOURNE	17.962	5	JONES	30.700	17	BOURNE	26.272	15	17	BOURNE	1:51.224	1:51.516	0.292	
16	17	BOURNE	36.294	37	TINKER	18.360	37	TINKER	31.099	37	TINKER	26.361	16	37	TINKER	1:51.908	1:52.183	0.275	
17	18	FIELDHO	36.591	35	KNIGHT	18.391	35	KNIGHT	31.235	35	KNIGHT	26.997	17	35	KNIGHT	1:53.396	1:54.090	0.694	
18	35	KNIGHT	36.773	18	FIELDHO	18.391	18	FIELDHO	31.285	48	PINFOLD	27.091	18	18	FIELDHOUSE	1:53.501	1:53.954	0.453	
19	66	THOMAS	36.931	66	THOMAS	18.442	66	THOMAS	31.611	18	FIELDHO	27.234	19	66	THOMAS	1:54.281	1:54.661	0.380	
20	48	PINFOLD	37.316	48	PINFOLD	18.462	48	PINFOLD	31.628	66	THOMAS	27.297	20	48	PINFOLD	1:54.497	1:54.726	0.229	
21	56	WILSON	38.167	56	WILSON	18.996	56	WILSON	32.379	56	WILSON	27.709	21	56	WILSON	1:57.251	1:57.738	0.487	

PERFECT LAP 1:45.107

Weather / Track : Sunny / Dry

Assen

Circuit Length = 2.8222 miles

Start: 14:40 Flag 15:01 End: 15:04

Results can be found at www.tsl-timing.com

Printed - 15:11 Saturday, 21 September 2019

MCRCB BULLETIN TK130**2019 Bennetts British Superbike Championship - Stena Line Round 10****2019 HEL Performance British Motostar Championship****RACE 2 - BEST SPEEDS**

POS	FINISH LINE			VMAX		
	NO	NAME	MPH	NO	NAME	MPH
1	70	WHATLEY	109.9	21	van de BUNT	133.6
2	21	van de BUNT	109.3	70	WHATLEY	132.8
3	45	SWANN	109.1	45	SWANN	132.1
4	23	van de LAGEMAAT	108.8	14	NIXON	131.5
5	14	NIXON	108.5	23	van de LAGEMAAT	131.5
6	99	DAVIS	108.3	11	JONES	130.8
7	11	JONES	107.8	99	DAVIS	130.5
8	96	PAASCH	107.8	96	PAASCH	130.3
9	64	DURHAM	107.8	64	DURHAM	130.0
10	5	JONES	107.0	5	JONES	129.5
11	7	BEST	106.2	7	BEST	128.5
12	16	CLARIDGE	104.5	16	CLARIDGE	123.1
13	72	HORSMAN	103.0	72	HORSMAN	122.4
14	19	OGDEN	102.3	18	FIELDHOUSE	122.0
15	48	PINFOLD	100.7	19	OGDEN	121.7
16	37	TINKER	100.0	48	PINFOLD	120.4
17	17	BOURNE	99.6	66	THOMAS	120.0
18	18	FIELDHOUSE	99.4	17	BOURNE	119.1
19	66	THOMAS	98.3	37	TINKER	117.9
20	35	KNIGHT	97.8	35	KNIGHT	116.9
21	56	WILSON	96.8	56	WILSON	115.9

Weather / Track : Sunny / Dry

Results can be found at www.tsl-timing.com

Assen

Circuit Length = 2.8222 miles

Start: 14:40 Flag 15:01 End: 15:04

Printed - 15:12 Saturday, 21 September 2019

MCRCB BULLETIN TK131

2019 Bennetts British Superbike Championship - Stena Line Round 10

2019 HEL Performance British Motostar Championship

RACE 2 - STATISTICS

Competitors Started 21
Planned Start 2019-09-21 @ 14:40:00.000
Actual Start 2019-09-21 @ 14:40:35.916
Finish Time 2019-09-21 @ 15:01:56.337
Track Length 2.8222mi.
Total Laps 251
Total Distance Covered 708.3892mi.

Session Fastest Lap History

NO	CL	NAME	LAP TIME	TIME OF DAY	LAP	VEHICLE
11		Dan JONES	1:46.348	14:44:13.592	2	KTM
96		Brandon PAASCH	1:46.081	14:44:13.800	2	KTM
96		Brandon PAASCH	1:46.079	14:45:59.878	3	KTM
70		Joshua WHATLEY	1:45.964	14:46:00.415	3	KTM
11		Dan JONES	1:45.819	14:47:45.571	4	KTM
11		Dan JONES	1:45.797	14:53:03.321	7	KTM

Session Leader History

NO	CL	NAME	FROM LAP	LAPS LED	DISTANCE	VEHICLE
11		Dan JONES	1	8	22.57 miles	KTM
96		Brandon PAASCH	9	3	8.46 miles	KTM
11		Dan JONES	12	1	2.82 miles	KTM

Flag History

TYPE	TIME OF DAY
GREEN	14:40:35.916
FINISH	15:01:56.337

Flag Statistics

TYPE	COUNT	TOTAL LAPS	TOTAL TIME
Green	1	12	23:45.729
Red	0	0	0.000
Safety Car	0	0	0.000
FCY	0	0	0.000

Weather / Track : Sunny / Dry

MCRCB BULLETIN TK131

2019 Bennetts British Superbike Championship - Stena Line Round 10

2019 HEL Performance British Motostar Championship

RACE 2 - STATISTICS

CLASS :

12 Starters

Fastest Lap History

NO	NAME	LAP TIME	TIME OF DAY	LAP	VEHICLE
11	Dan JONES	1:46.348	14:44:13.592	2	KTM
96	Brandon PAASCH	1:46.081	14:44:13.800	2	KTM
96	Brandon PAASCH	1:46.079	14:45:59.878	3	KTM
70	Joshua WHATLEY	1:45.964	14:46:00.415	3	KTM
11	Dan JONES	1:45.819	14:47:45.571	4	KTM
11	Dan JONES	1:45.797	14:53:03.321	7	KTM

Leader History

NO	NAME	FROM LAP	LAPS LED	DISTANCE	VEHICLE
11	Dan JONES	1	8	22.57 miles	KTM
96	Brandon PAASCH	9	3	8.46 miles	KTM
11	Dan JONES	12	1	2.82 miles	KTM

Weather / Track : Sunny / Dry

Results can be found at www.tsl-timing.com

Page 2 of 3

Assen

Circuit Length = 2.8222 miles

Start: 14:40 Flag 15:01 End: 15:04

Printed - 15:12 Saturday, 21 September 2019

MCRCB BULLETIN TK131

2019 Bennetts British Superbike Championship - Stena Line Round 10

2019 HEL Performance British Motostar Championship

RACE 2 - STATISTICS

CLASS : S

9 Starters

Fastest Lap History

NO	NAME	LAP TIME	TIME OF DAY	LAP	VEHICLE
19	Scott OGDEN	1:49.790	14:44:22.490	2	Honda

Leader History

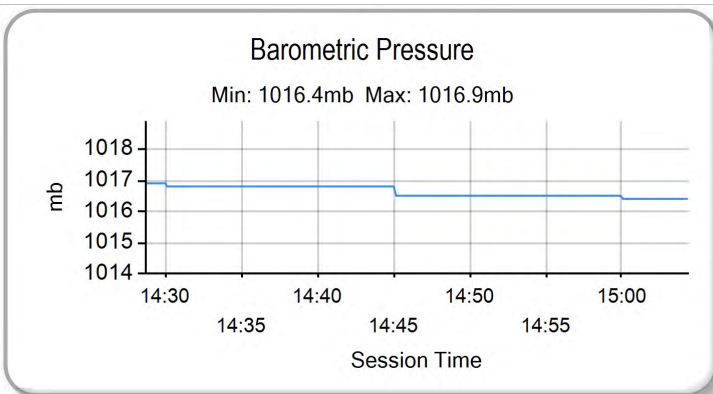
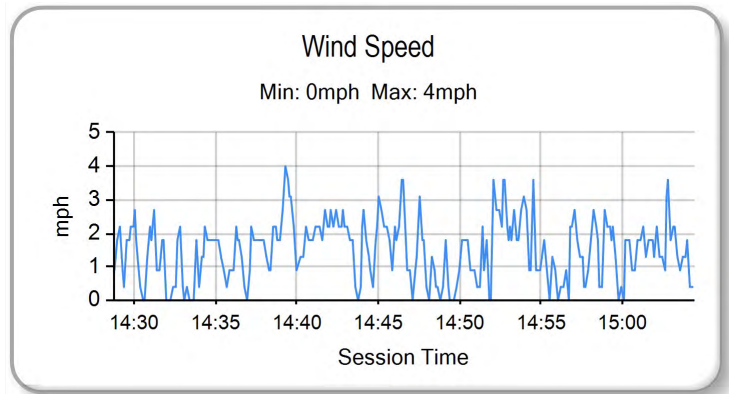
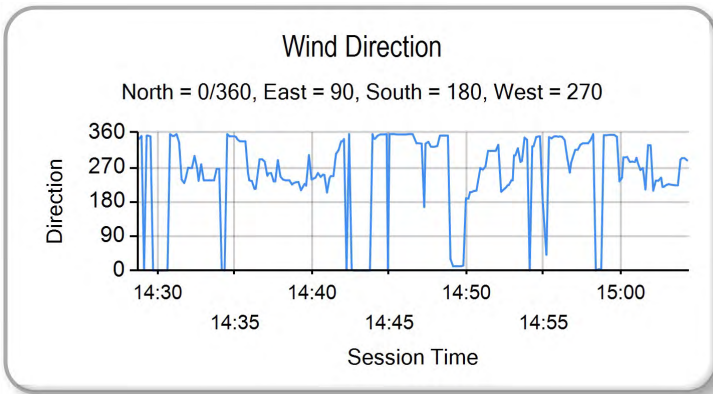
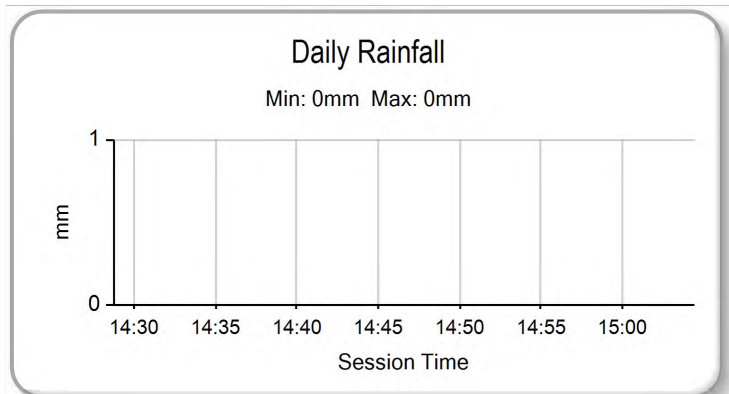
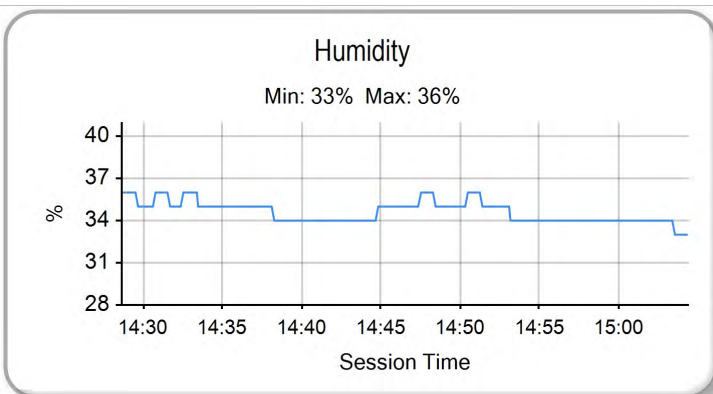
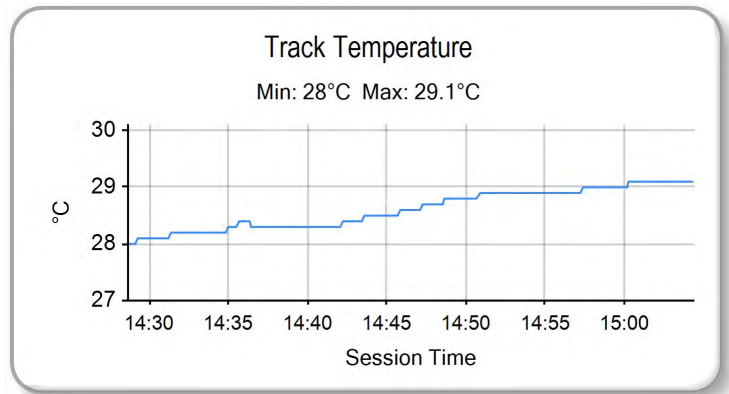
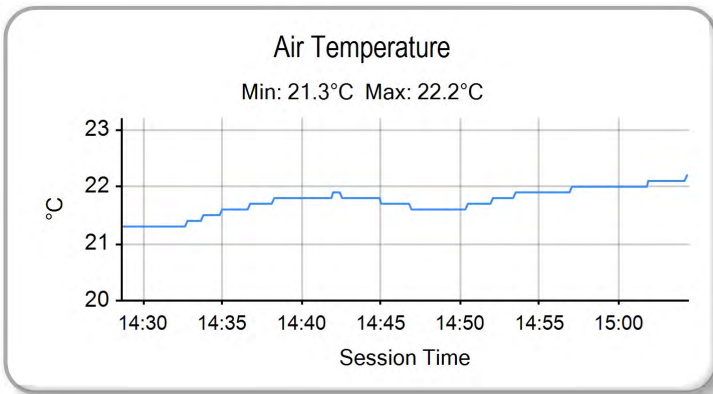
NO	NAME	FROM LAP	LAPS LED	DISTANCE	VEHICLE
19	Scott OGDEN	1	2	5.64 miles	Honda
72	Cameron HORSMAN	3	1	2.82 miles	Honda
19	Scott OGDEN	4	4	11.28 miles	Honda
72	Cameron HORSMAN	8	2	5.64 miles	Honda
19	Scott OGDEN	10	1	2.82 miles	Honda
72	Cameron HORSMAN	11	2	5.64 miles	Honda

MCRCB BULLETIN TK132

2019 Bennetts British Superbike Championship - Stena Line Round 10

2019 HEL Performance British Motostar Championship

RACE 2 - WEATHER CONDITIONS



Weather / Track : Sunny / Dry

Results can be found at www.tsl-timing.com

Assen
Circuit Length = 2.8222 miles
Start: 14:40 Flag 15:01 End: 15:04

Printed - 15:13 Saturday, 21 September 2019

2019 HEL Performance British Motostar Championship

MOTO 3 GP POINTS AFTER ROUND 13

		TOTAL	GAP	DIFF	Rounds																		Wins	Seconds	Thirds
					1	2	3	4	5	6	7	8	9	10	11	12	13	14	15	16	17	18			
1	Brandon PAASCH	220			25	25	20	25	20	20	20	20	25	20						4	6	0			
2	Asher DURHAM	186	34		13	13	13	13	11	11	25	25	13	25	13	11				3	0	0			
3	Joshua WHATLEY	183	37	3	11	10	9	11	13	16	16	25	20	16	20	16				1	2	4			
4	Dan JONES	138	48	45	20	25			11	16	16	25	25							3	1	2			
5	Scott SWANN	125	61	13	20	16	16		16	20	13		16		8					0	2	4			
6	Victor RODRIGUEZ	110	76	15		11	16	25	25		13	20								2	1	1			
7	Edmund BEST	94	92	16	10	11	8	10	13	10	10		16	6						0	0	1			
8	Sam BURMAN	91	95	3	6	8	3	6	7	8	9	11	7	9	8	9				0	0	0			
9	Jack NIXON	90	96	1	16	10	20					11	10	13	10					0	1	1			
10	Jamie DAVIS	76	110	14	9	9	6	9	9	10		9		8	7					0	0	0			
11	Sharni PINFOLD	68	118	8	7	6	5	8			8	10	6	7	7	4				0	0	0			
12	Jerry van de BUNT	67	119	1		7	10					8	10	9	10	13				0	0	0			
13	Jake ARCHER	46	140	21								11	13	11	11					0	0	0			
14	Harry LEIGH	38	148	8	8	7	1	5	8	9										0	0	0			
15	Connor SELLORS	21	165	17	5	5	4	7												0	0	0			
16	Thomas SNOW	16	170	5						7	9									0	0	0			
17	Bradley WILSON	10	176	6	4			6												0	0	0			
18	Ryan van de LAGEMAAT	9	177	1										9						0	0	0			
19	Raul RODRIGUEZ	6	180	3		2	4													0	0	0			
20	Osian JONES	5	181	1										5						0	0	0			
21		0	186	5																0	0	0			
22		0	186	0																0	0	0			
23		0	186	0																0	0	0			
24		0	186	0																0	0	0			
25		0	186	0																0	0	0			

2019 HEL Performance British Motostar Championship

MOTO 3 STANDARD POINTS AFTER ROUND 13

		TOTAL	GAP	DIFF																			Wins	Seconds	Thirds		
					1	2	3	4	5	6	7	8	9	10	11	12	13	14	15	16	17	18					
					4th-6th May	Oulton Park International	14th-16th June	Brands Hatch GP	28th-30th June	Knockhill	2nd-3rd August	Thruxton	16th-18th August	Cadwell Park	6th-8th September	Oulton Park International	20th-22nd September	TT Circuit Assen	4th-6th October	Donington Park GP	18th-20th October	Brands Hatch GP					
1	Scott OGDEN	237			20	25	25	25	20	7			25	25	25	20	20								6	4	0
2	Cameron HORSMAN	220	17		25	20	20	20	25	20			20	20	25	25									4	6	0
3	Franco BOURNE	211	26	9	11	13	11	16	13	16	25	25	16	16	20	16	13								2	1	5
4	Harvey CLARIDGE	125	112	86	10	10	10		16	25			11	11	16	16									1	0	3
5	Josh HIATT	106	131	19	6	9	8		11	11	13	16	10		13	9									0	0	1
6	Charlie FARRER	87	150	19	16	16	16		13				13	13											0	0	3
7	Jodie FIELDHOUSE	85	152	2	5	7	9				16	20	7	7	5	9									0	1	1
8	Corey TINKER	84	153	1	7	4	6	9	10				8	9	10	10	11								0	0	0
9	Jeremy KNIGHT	80	157	4	9		11				20	13	10		7	10									0	1	0
10	Rhys IRWIN	50	187	30	13	11	13	13																	0	0	0
11	Annabel THOMAS	48	189	2	8	8	7	10	7							8									0	0	0
12	Jamie LYONS	47	190	1	6				8	9					11	13									0	0	0
13	Ross MAGUIRE	32	205	15			5	8	9	10															0	0	0
14	Kyal TINKER	32	205	0	4	5	2	7	6	8															0	0	0
15	Louis RENDELL	31	206	1									9	8	8	6									0	0	0
16	Jack HART	20	217	11											9	11									0	0	0
17	Bradley WILSON	18	219	2							11					7									0	0	0
18	Calum BEACH	14	223	4	3	3	3	5																	0	0	0
19	Ash BARNES	10	227	4			4	6																	0	0	0
20	Harry LEIGH	8	229	2											8										0	0	0
21		0	237	8																					0	0	0
22		0	237	0																					0	0	0
23		0	237	0																					0	0	0
24		0	237	0																					0	0	0
25		0	237	0																					0	0	0



ROW 8		22	57	Josh HIATT	
ROW 7		21	56	Bradley WILSON	1:57.738
		20	48	Sharni PINFOLD	1:54.726
		19	66	Annabel THOMAS	1:54.661
ROW 6		18	35	Jeremy KNIGHT	1:54.090
		17	18	Jodie FIELDHOUSE	1:53.954
		16	37	Corey TINKER	1:52.183
ROW 5		15	17	Franco BOURNE	1:51.516
		14	16	Harvey CLARIDGE	1:49.913
		13	72	Cameron HORSMAN	1:49.842
ROW 4		12	5	Osian JONES	1:49.790
		11	19	Scott OGDEN	1:49.790
		10	7	Edmund BEST	1:48.083
ROW 3		9	99	Jamie DAVIS	1:46.997
		8	45	Scott SWANN	1:46.827
		7	23	Ryan van de LAGEMAAT	1:46.587
ROW 2		6	21	Jerry van de BUNT	1:46.403
		5	14	Jack NIXON	1:45.990
		4	70	Joshua WHATLEY	1:45.964
ROW 1		3	64	Asher DURHAM	1:45.942
		2	96	Brandon PAASCH	1:45.868
		1	11	Dan JONES	1:45.797
				Pole	

Assen
Circuit Length = 2.8222 miles

These results are provisional until the conclusion of any judicial and technical matters.

Race Director :	Stewards :	Timekeeper :
-----------------	------------	--------------

Results can be found at www.britishsuperbike.com

Printed - 15:08 Saturday, 21 September 2019





POS	NO	CL	PIC NAME	NAT	ENTRY	TIME	ON	LAPS	GAP	DIFF	MPH
1	96		1 Brandon PAASCH	USA	KTM - FPW Racing	1:46.867	6	6			95.07
2	23		2 Ryan van de LAGEMAAT	NED	KTM - Qnium Racing	1:47.101	4	6	0.234	0.234	94.86
3	21		3 Jerry van de BUNT	NED	KTM - Raha61/LJ-Racing	1:47.140	5	6	0.273	0.039	94.83
4	70		4 Joshua WHATLEY	GBR	KTM - KRP	1:47.276	4	6	0.409	0.136	94.71
5	64		5 Asher DURHAM	GBR	Mahindra - Microlise Cresswell Racing	1:47.937	6	6	1.070	0.661	94.13
6	14		6 Jack NIXON	GBR	KTM - Santander Salt	1:47.979	5	5	1.112	0.042	94.09
7	11		7 Dan JONES	GBR	KTM - City Lifting/RS Racing	1:48.169	6	6	1.302	0.190	93.92
8	45		8 Scott SWANN	GBR	IFS KTM - IFS Team Swann Racing	1:48.536	6	6	1.669	0.367	93.61
9	7		9 Edmund BEST	GBR	KTM - SymCirrus Motorsport	1:49.325	4	6	2.458	0.789	92.93
10	19	S	1 Scott OGDEN	GBR	Honda - Premium Motorhomes Scott Ogden Racing	1:50.573	6	6	3.706	1.248	91.88
11	72	S	2 Cameron HORSMAN	GBR	Honda - Nova Racing/SP 125	1:51.390	3	6	4.523	0.817	91.21
12	17	S	3 Franco BOURNE	GBR	Honda - Franco Bourne / SP125	1:51.438	4	6	4.571	0.048	91.17
13	16	S	4 Harvey CLARIDGE	GBR	Honda - Nova Racing/SP 125	1:51.483	6	6	4.616	0.045	91.13
14	5		10 Osian JONES	GBR	KTM - SymCirrus Motorsport	1:51.564	5	6	4.697	0.081	91.07
15	37	S	5 Corey TINKER	GBR	Honda - Microlise Cresswell Racing	1:53.259	4	6	6.392	1.695	89.70
16	57	S	6 Josh HIATT	GBR	Honda - Sorrymate.com	1:54.831	4	6	7.964	1.572	88.47
17	48		11 Sharni PINFOLD	AUS	Honda - City Lifting/RS Racing	1:55.290	6	6	8.423	0.459	88.12
18	18	S	7 Jodie FIELDHOUSE	GBR	Honda - Go Pink Racing	1:56.049	4	5	9.182	0.759	87.55
19	35	S	8 Jeremy KNIGHT	GBR	Honda - Jeremy Knight Racing / SP125	1:56.640	5	5	9.773	0.591	87.10
20	56	S	9 Bradley WILSON	GBR	Honda - B.Wilson Racing	1:58.865	5	5	11.998	2.225	85.47

Weather / Track : Cloudy / Dry

These results are provisional until the conclusion of any judicial and technical matters.

Assen

Circuit Length = 2.8222 miles

Start: 08:40 Flag 08:50 End: 08:53

Race Director :

Stewards :

Timekeeper :

Results can be found at www.britishsuperbike.com

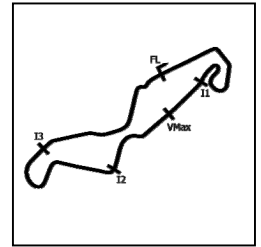
Printed - 08:53 Sunday, 22 September 2019

MCRCB BULLETIN TK187

2019 Bennetts British Superbike Championship - Stena Line Round 10

2019 HEL Performance British Motostar Championship

WARM UP - SECTOR ANALYSIS



SECTOR 1 = FL to I1, SECTOR 2 = I1 to I2, SECTOR 3 = I2 to I3, SECTOR 4 = I3 to FL, DIFF = Difference To Personal Best Lap, P = Crossed Finish Line in Pit Lane, D = Time Disallowed

P1 96		Brandon PAASCH				KTM - FPW Racing				
IDEAL LAP TIME : 1:46.867		BEST LAP TIME : 1:46.867		DIFFERENCE : 0.000						
LAP	SECTOR 1	SECTOR 2	SECTOR 3	SECTOR 4	SPEED TRAP	LAP TIME	MPH	DIFF	TIME OF DAY	
1-	OUTLAP	17.985	32.411	26.396	104.7	128.5			08:42:00.460	
2-	40.232	18.175	31.105	25.369	107.2	124.7	1:54.881	88.44	8.014	08:43:55.341
3-	35.804	17.163	30.398	25.221	106.7	130.8	1:48.586	93.56	1.719	08:45:43.927
4-	35.644	17.121	30.054	25.121	107.0	129.3	1:47.940 (3)	94.12	1.073	08:47:31.867
5-	35.266	17.126	30.189	25.136	106.7	129.0	1:47.717 (2)	94.32	0.850	08:49:19.584
6-	35.048	17.077	29.903	24.839	107.8	129.5	1:46.867 (1)	95.07		08:51:06.451

P2 23		Ryan van de LAGEMAAT				KTM - Qnium Racing				
IDEAL LAP TIME : 1:46.991		BEST LAP TIME : 1:47.101		DIFFERENCE : 0.110						
LAP	SECTOR 1	SECTOR 2	SECTOR 3	SECTOR 4	SPEED TRAP	LAP TIME	MPH	DIFF	TIME OF DAY	
1-	OUTLAP	17.840	31.712	25.721	107.2	129.8			08:42:04.157	
2-	35.715	17.539	30.717	25.453	109.9	129.5	1:49.424	92.85	2.323	08:43:53.581
3-	35.206	17.067	30.262	25.094	109.1	132.1	1:47.629 (3)	94.39	0.528	08:45:41.210
4-	35.051	17.062	30.151	24.837	109.9	132.3	1:47.101 (1)	94.86		08:47:28.311
5-	34.941	17.086	30.217	25.246	109.1	132.6	1:47.490 (2)	94.52	0.389	08:49:15.801
6-	35.184	17.559	31.210	25.692	106.5	127.8	1:49.645	92.66	2.544	08:51:05.446

P3 21		Jerry van de BUNT				KTM - Raha61/LJ-Racing				
IDEAL LAP TIME : 1:46.922		BEST LAP TIME : 1:47.140		DIFFERENCE : 0.218						
LAP	SECTOR 1	SECTOR 2	SECTOR 3	SECTOR 4	SPEED TRAP	LAP TIME	MPH	DIFF	TIME OF DAY	
1-	OUTLAP	18.635	33.683	25.763	109.3	116.1			08:42:00.789	
2-	36.801	17.857	31.400	25.745	106.7	129.3	1:51.803	90.87	4.663	08:43:52.592
3-	35.705	17.244	30.860	25.186	109.3	128.5	1:48.995	93.21	1.855	08:45:41.587
4-	35.155	16.874	30.421	24.867	109.6	131.8	1:47.317 (2)	94.67	0.177	08:47:28.904
5-	34.907	16.908	30.274	25.051	109.9	131.5	1:47.140 (1)	94.83		08:49:16.044
6-	35.622	17.130	30.553	25.087	108.8	132.3	1:48.392 (3)	93.73	1.252	08:51:04.436

P4 70		Joshua WHATLEY				KTM - KRP				
IDEAL LAP TIME : 1:46.631		BEST LAP TIME : 1:47.276		DIFFERENCE : 0.645						
LAP	SECTOR 1	SECTOR 2	SECTOR 3	SECTOR 4	SPEED TRAP	LAP TIME	MPH	DIFF	TIME OF DAY	
1-	OUTLAP	18.531	33.524	25.836	108.3	119.8			08:42:00.465	
2-	37.095	18.351	31.021	26.220	109.1	120.4	1:52.687	90.16	5.411	08:43:53.152
3-	35.316	16.913	30.241	25.172	108.5	132.8	1:47.642 (3)	94.38	0.366	08:45:40.794
4-	35.178	16.878	30.306	24.914	110.1	131.8	1:47.276 (1)	94.71		08:47:28.070
5-	34.979	16.939	30.364	25.091	109.1	132.6	1:47.373 (2)	94.62	0.097	08:49:15.443
6-	38.026	18.927	30.043	24.731	109.3	107.5	1:51.727	90.93	4.451	08:51:07.170

P5 64		Asher DURHAM				Mahindra - Microlise Cresswell Racing				
IDEAL LAP TIME : 1:47.814		BEST LAP TIME : 1:47.937		DIFFERENCE : 0.123						
LAP	SECTOR 1	SECTOR 2	SECTOR 3	SECTOR 4	SPEED TRAP	LAP TIME	MPH	DIFF	TIME OF DAY	
1-	OUTLAP	17.999	32.522	26.184	106.0	126.1			08:42:25.210	
2-	36.634	17.413	31.088	25.676	106.5	129.5	1:50.811	91.68	2.874	08:44:16.021
3-	35.677	17.161	30.552	25.243	107.0	128.0	1:48.633 (3)	93.52	0.696	08:46:04.654
4-	35.454	17.365	30.747	25.211	107.0	129.8	1:48.777	93.40	0.840	08:47:53.431
5-	35.476	16.956	30.623	25.300	106.5	130.5	1:48.355 (2)	93.76	0.418	08:49:41.786
6-	35.330	17.079	30.350	25.178	107.5	127.3	1:47.937 (1)	94.13		08:51:29.723

Weather / Track : Cloudy / Dry

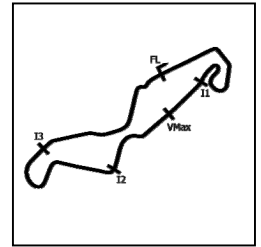
Assen
Circuit Length = 2.8222 miles
Start: 08:40 Flag 08:50 End: 08:53

MCRCB BULLETIN TK187

2019 Bennetts British Superbike Championship - Stena Line Round 10

2019 HEL Performance British Motostar Championship

WARM UP - SECTOR ANALYSIS



SECTOR 1 = FL to I1, SECTOR 2 = I1 to I2, SECTOR 3 = I2 to I3, SECTOR 4 = I3 to FL, DIFF = Difference To Personal Best Lap, P = Crossed Finish Line in Pit Lane, D = Time Disallowed

P6 14		Jack NIXON		KTM - Santander Salt						
IDEAL LAP TIME : 1:47.955		BEST LAP TIME : 1:47.979		DIFFERENCE : 0.024						
LAP	SECTOR 1	SECTOR 2	SECTOR 3	SECTOR 4	SPEED TRAP	LAP TIME	MPH	DIFF	TIME OF DAY	
1-	OUTLAP	18.214	32.882	26.694	106.2	127.8			08:44:01.904	
2-	37.092	17.716	31.260	26.082	108.5	127.5	1:52.150	90.59	4.171	08:45:54.054
3-	35.956	17.586	30.896	25.656	108.0	128.5	1:50.094 (3)	92.28	2.115	08:47:44.148
4-	35.343	17.477	30.631	25.432	108.8	128.8	1:48.883 (2)	93.31	0.904	08:49:33.031
5-	34.970	17.193	30.360	25.456	108.8	129.8	1:47.979 (1)	94.09		08:51:21.010

P7 11		Dan JONES		KTM - City Lifting/RS Racing						
IDEAL LAP TIME : 1:48.080		BEST LAP TIME : 1:48.169		DIFFERENCE : 0.089						
LAP	SECTOR 1	SECTOR 2	SECTOR 3	SECTOR 4	SPEED TRAP	LAP TIME	MPH	DIFF	TIME OF DAY	
1-	OUTLAP	17.773	31.256	25.545	105.7	128.8				08:41:53.458
2-	35.777	17.511	30.849	25.339	106.0	129.3	1:49.476	92.80	1.307	08:43:42.934
3-	35.412	17.329	30.641	25.207	107.0	129.3	1:48.589 (3)	93.56	0.420	08:45:31.523
4-	35.396	17.421	30.764	25.117	107.0	129.3	1:48.698	93.47	0.529	08:47:20.221
5-	35.251	17.251	30.665	25.016	107.5	128.8	1:48.183 (2)	93.91	0.014	08:49:08.404
6-	35.280	17.295	30.562	25.032	107.5	128.8	1:48.169 (1)	93.92		08:50:56.573

P8 45		Scott SWANN		IFS KTM - IFS Team Swann Racing						
IDEAL LAP TIME : 1:48.274		BEST LAP TIME : 1:48.536		DIFFERENCE : 0.262						
LAP	SECTOR 1	SECTOR 2	SECTOR 3	SECTOR 4	SPEED TRAP	LAP TIME	MPH	DIFF	TIME OF DAY	
1-	OUTLAP	17.789	32.448	26.177	107.0	128.5				08:41:59.186
2-	36.607	17.276	30.826	25.509	107.5	129.0	1:50.218	92.18	1.682	08:43:49.404
3-	35.898	17.237	30.666	25.282	107.8	129.0	1:49.083	93.14	0.547	08:45:38.487
4-	35.637	17.212	30.523	25.268	108.0	128.0	1:48.640 (3)	93.52	0.104	08:47:27.127
5-	35.511	17.158	30.709	25.246	108.0	128.5	1:48.624 (2)	93.53	0.088	08:49:15.751
6-	35.741	17.038	30.555	25.202	108.0	130.0	1:48.536 (1)	93.61		08:51:04.287

P9 7		Edmund BEST		KTM - SymCirrus Motorsport						
IDEAL LAP TIME : 1:49.104		BEST LAP TIME : 1:49.325		DIFFERENCE : 0.221						
LAP	SECTOR 1	SECTOR 2	SECTOR 3	SECTOR 4	SPEED TRAP	LAP TIME	MPH	DIFF	TIME OF DAY	
1-	OUTLAP	18.205	32.332	26.732	103.5	124.5				08:42:24.854
2-	36.671	17.679	31.326	25.668	106.0	125.4	1:51.344	91.25	2.019	08:44:16.198
3-	35.867	17.457	30.651	25.685	104.0	127.0	1:49.660 (3)	92.65	0.335	08:46:05.858
4-	35.607	17.426	30.767	25.525	105.0	126.3	1:49.325 (1)	92.93		08:47:55.183
5-	35.594	17.334	30.870	25.696	104.2	126.8	1:49.494 (2)	92.79	0.169	08:49:44.677
6-	35.923	17.517	30.700	25.866	104.7	125.9	1:50.006	92.36	0.681	08:51:34.683

P10 19 S		Scott OGDEN		Honda - Premium Motorhomes Scott Ogden Racing						
IDEAL LAP TIME : 1:50.573		BEST LAP TIME : 1:50.573		DIFFERENCE : 0.000						
LAP	SECTOR 1	SECTOR 2	SECTOR 3	SECTOR 4	SPEED TRAP	LAP TIME	MPH	DIFF	TIME OF DAY	
1-	OUTLAP	19.123	32.900	26.764	100.7	118.7				08:41:59.528
2-	37.294	18.483	31.882	26.943	102.1	120.0	1:54.602	88.65	4.029	08:43:54.130
3-	36.617	18.034	31.040	26.013	101.2	121.7	1:51.704 (3)	90.95	1.131	08:45:45.834
4-	36.270	18.126	30.983	25.919	102.1	120.9	1:51.298 (2)	91.28	0.725	08:47:37.132
5-	38.896	18.152	31.254	26.406	101.6	120.4	1:54.708	88.57	4.135	08:49:31.840
6-	36.060	17.875	30.740	25.898	102.6	121.3	1:50.573 (1)	91.88		08:51:22.413

Weather / Track : Cloudy / Dry

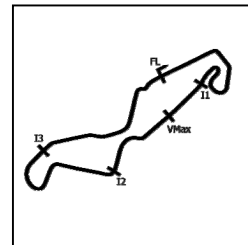
Assen
Circuit Length = 2.8222 miles
Start: 08:40 Flag 08:50 End: 08:53

MCRCB BULLETIN TK187

2019 Bennetts British Superbike Championship - Stena Line Round 10

2019 HEL Performance British Motostar Championship

WARM UP - SECTOR ANALYSIS



SECTOR 1 = FL to I1, SECTOR 2 = I1 to I2, SECTOR 3 = I2 to I3, SECTOR 4 = I3 to FL, DIFF = Difference To Personal Best Lap, P = Crossed Finish Line in Pit Lane, D = Time Disallowed

P11	72 S	Cameron HORSMAN	Honda - Nova Racing/SP 125						
IDEAL LAP TIME : 1:50.622		BEST LAP TIME : 1:51.390		DIFFERENCE : 0.768					
LAP	SECTOR 1	SECTOR 2	SECTOR 3	SECTOR 4	SPEED TRAP	LAP TIME	MPH	DIFF	TIME OF DAY

1-	OUTLAP	18.386	32.480	26.349	102.1	120.4			08:42:00.542	
2-	37.981	17.781	30.920	26.264	103.0	122.4	1:52.946	89.95	1.556	08:43:53.488
3-	37.101	17.854	30.635	25.800	102.1	120.4	1:51.390 (1)	91.21		08:45:44.878
4-	36.406	18.047	31.377	26.222	101.6	120.2	1:52.052 (2)	90.67	0.662	08:47:36.930
5-	37.370	18.268	31.221	26.124	101.6	118.9	1:52.983	89.92	1.593	08:49:29.913
6-	36.453	18.032	31.178	26.524	98.7	119.1	1:52.187 (3)	90.56	0.797	08:51:22.100

P12	17 S	Franco BOURNE	Honda - Franco Bourne / SP125						
IDEAL LAP TIME : 1:51.152		BEST LAP TIME : 1:51.438		DIFFERENCE : 0.286					
LAP	SECTOR 1	SECTOR 2	SECTOR 3	SECTOR 4	SPEED TRAP	LAP TIME	MPH	DIFF	TIME OF DAY

1-	OUTLAP	18.326	32.560	26.837	98.7	120.9				08:42:01.941
2-	37.139	18.017	31.303	26.147	100.3	120.6	1:52.606 (3)	90.22	1.168	08:43:54.547
3-	36.531	17.974	31.091	26.051	101.2	120.6	1:51.647 (2)	91.00	0.209	08:45:46.194
4-	36.277	17.929	30.895	26.337	101.9	121.1	1:51.438 (1)	91.17		08:47:37.632
5-	37.017	18.018	31.219	26.385	101.6	119.6	1:52.639	90.20	1.201	08:49:30.271
6-	39.241	18.082	31.075	26.276	98.1	118.7	1:54.674	88.60	3.236	08:51:24.945

P13	16 S	Harvey CLARIDGE	Honda - Nova Racing/SP 125						
IDEAL LAP TIME : 1:51.313		BEST LAP TIME : 1:51.483		DIFFERENCE : 0.170					
LAP	SECTOR 1	SECTOR 2	SECTOR 3	SECTOR 4	SPEED TRAP	LAP TIME	MPH	DIFF	TIME OF DAY

1-	OUTLAP	18.372	32.801	27.153	100.0	122.4				08:41:59.233
2-	37.698	18.185	31.568	26.464	100.9	121.3	1:53.915	89.19	2.432	08:43:53.148
3-	37.573	18.325	31.619	26.016	103.3	117.7	1:53.533	89.49	2.050	08:45:46.681
4-	36.505	17.956	31.142	26.313	102.8	123.1	1:51.916 (3)	90.78	0.433	08:47:38.597
5-	36.653	17.926	31.126	26.105	103.8	122.6	1:51.810 (2)	90.86	0.327	08:49:30.407
6-	36.263	18.034	31.188	25.998	102.3	123.5	1:51.483 (1)	91.13		08:51:21.890

P14	5	Osian JONES	KTM - SymCirrus Motorsport						
IDEAL LAP TIME : 1:51.202		BEST LAP TIME : 1:51.564		DIFFERENCE : 0.362					
LAP	SECTOR 1	SECTOR 2	SECTOR 3	SECTOR 4	SPEED TRAP	LAP TIME	MPH	DIFF	TIME OF DAY

1-	OUTLAP	18.563	33.268	27.627	104.2	125.6				08:42:13.332
2-	37.391	18.094	32.710	27.178	105.0	127.3	1:55.373	88.06	3.809	08:44:08.705
3-	37.034	18.059	32.408	26.658	106.0	126.8	1:54.159	89.00	2.595	08:46:02.864
4-	36.684	17.953	31.728	26.165	106.7	126.8	1:52.530 (3)	90.28	0.966	08:47:55.394
5-	36.134	17.613	31.720	26.097	105.2	128.8	1:51.564 (1)	91.07		08:49:46.958
6-	36.494	17.798	31.477	25.978	107.8	128.3	1:51.747 (2)	90.92	0.183	08:51:38.705

P15	37 S	Corey TINKER	Honda - Microlise Cresswell Racing						
IDEAL LAP TIME : 1:52.947		BEST LAP TIME : 1:53.259		DIFFERENCE : 0.312					
LAP	SECTOR 1	SECTOR 2	SECTOR 3	SECTOR 4	SPEED TRAP	LAP TIME	MPH	DIFF	TIME OF DAY

1-	OUTLAP	19.344	33.304	27.345	100.0	118.5				08:42:06.597
2-	38.146	18.633	32.407	26.719	100.5	118.3	1:55.905	87.65	2.646	08:44:02.502
3-	37.157	18.641	32.085	26.657	100.9	118.3	1:54.540	88.70	1.281	08:45:57.042
4-	36.781	18.537	31.546	26.395	102.8	118.5	1:53.259 (1)	89.70		08:47:50.301
5-	36.914	18.569	31.415	26.790	98.9	117.5	1:53.688 (2)	89.36	0.429	08:49:43.989
6-	37.211	18.356	31.744	26.748	100.7	118.1	1:54.059 (3)	89.07	0.800	08:51:38.048

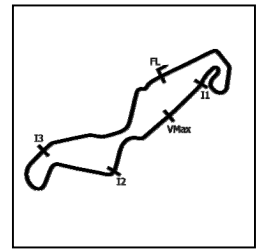
Weather / Track : Cloudy / Dry

Assen

Circuit Length = 2.8222 miles

Start: 08:40 Flag 08:50 End: 08:53

WARM UP - SECTOR ANALYSIS



SECTOR 1 = FL to I1, SECTOR 2 = I1 to I2 SECTOR 3 = I2 to I3, SECTOR 4 = I3 to FL, DIFF = Difference To Personal Best Lap, P = Crossed Finish Line in Pit Lane, D = Time Disallowed

P16		57 S		Josh HIATT		Honda - Sorrymate.com				
IDEAL LAP TIME : 1:54.201		BEST LAP TIME : 1:54.831		DIFFERENCE : 0.630						
LAP	SECTOR 1	SECTOR 2	SECTOR 3	SECTOR 4	SPEED TRAP	LAP TIME	MPH	DIFF	TIME OF DAY	
1-	OUTLAP	18.721	33.083	27.416	98.9	118.7			08:42:02.971	
2-	37.431	18.470	31.954	27.120	98.9	119.4	1:54.975	88.36	0.144	08:43:57.946
3-	37.885	18.757	32.141	27.223	99.4	115.9	1:56.006	87.58	1.175	08:45:53.952
4-	37.260	18.705	31.907	26.959	99.8	117.1	1:54.831 (1)	88.47		08:47:48.783
5-	37.012	18.786	32.084	26.971	98.9	115.9	1:54.853 (2)	88.46	0.022	08:49:43.636
6-	37.502	18.676	31.979	26.812	99.1	116.5	1:54.969 (3)	88.37	0.138	08:51:38.605

P17		48		Sharni PINFOLD		Honda - City Lifting/RS Racing				
IDEAL LAP TIME : 1:55.143		BEST LAP TIME : 1:55.290		DIFFERENCE : 0.147						
LAP	SECTOR 1	SECTOR 2	SECTOR 3	SECTOR 4	SPEED TRAP	LAP TIME	MPH	DIFF	TIME OF DAY	
1-	OUTLAP	18.893	33.427	27.739	100.9	118.5				08:42:00.345
2-	38.870	18.628	32.717	27.297	99.4	120.4	1:57.512	86.46	2.222	08:43:57.857
3-	38.547	18.539	32.378	27.346	101.4	120.2	1:56.810	86.98	1.520	08:45:54.667
4-	37.762	18.375	32.228	27.124	100.9	120.2	1:55.489 (2)	87.97	0.199	08:47:50.156
5-	38.199	18.517	32.191	26.917	100.0	120.9	1:55.824 (3)	87.72	0.534	08:49:45.980
6-	37.873	18.411	32.182	26.824	100.9	121.1	1:55.290 (1)	88.12		08:51:41.270

P18		18 S		Jodie FIELDHOUSE		Honda - Go Pink Racing				
IDEAL LAP TIME : 1:55.616		BEST LAP TIME : 1:56.049		DIFFERENCE : 0.433						
LAP	SECTOR 1	SECTOR 2	SECTOR 3	SECTOR 4	SPEED TRAP	LAP TIME	MPH	DIFF	TIME OF DAY	
1-	OUTLAP	19.161	33.616	27.856	99.6	118.7				08:42:41.416
2-	38.330	18.822	32.958	27.707	99.4	119.8	1:57.817	86.23	1.768	08:44:39.233
3-	38.090	18.868	32.287	27.576	99.4	119.8	1:56.821 (3)	86.97	0.772	08:46:36.054
4-	37.387	18.852	32.259	27.551	99.8	120.2	1:56.049 (1)	87.55		08:48:32.103
5-	37.636	18.697	32.474	27.273	99.1	120.0	1:56.080 (2)	87.52	0.031	08:50:28.183

P19		35 S		Jeremy KNIGHT		Honda - Jeremy Knight Racing / SP125				
IDEAL LAP TIME : 1:56.291		BEST LAP TIME : 1:56.640		DIFFERENCE : 0.349						
LAP	SECTOR 1	SECTOR 2	SECTOR 3	SECTOR 4	SPEED TRAP	LAP TIME	MPH	DIFF	TIME OF DAY	
1-	OUTLAP	19.145	32.608	27.600	97.6	114.5				08:42:09.433
2-	38.634	18.921	34.697	27.359	98.5	114.3	1:59.611	84.94	2.971	08:44:09.044
3-	38.165	18.732	32.806	27.742	96.8	115.7	1:57.445 (3)	86.50	0.805	08:46:06.489
4-	37.979	18.859	32.411	27.575	97.2	114.9	1:56.824 (2)	86.96	0.184	08:48:03.313
5-	37.966	18.933	32.234	27.507	96.8	113.5	1:56.640 (1)	87.10		08:49:59.953

P20		56 S		Bradley WILSON		Honda - B.Wilson Racing				
IDEAL LAP TIME : 1:58.658		BEST LAP TIME : 1:58.865		DIFFERENCE : 0.207						
LAP	SECTOR 1	SECTOR 2	SECTOR 3	SECTOR 4	SPEED TRAP	LAP TIME	MPH	DIFF	TIME OF DAY	
1-	OUTLAP	19.895	34.703	29.293	96.0	114.3				08:42:14.423
2-	40.118	19.588	33.783	28.027	97.0	114.9	2:01.516	83.61	2.651	08:44:15.939
3-	39.068	18.985	33.227	27.904	96.4	114.3	1:59.184 (2)	85.24	0.319	08:46:15.123
4-	38.947	19.485	33.316	27.833	97.2	115.3	1:59.581 (3)	84.96	0.716	08:48:14.704
5-	38.702	19.150	33.138	27.875	95.8	113.7	1:58.865 (1)	85.47		08:50:13.569

MCRCB BULLETIN TK188**2019 Bennetts British Superbike Championship - Stena Line Round 10****2019 HEL Performance British Motostar Championship****WARM UP - BEST SECTORS**

SECTOR 1				SECTOR 2				SECTOR 3				SECTOR 4				IDEAL / BEST COMPARISON		
POS	NO	NAME	TIME	NO	NAME	TIME	NO	NAME	TIME	NO	NAME	TIME	POS	NO	NAME	IDEAL	BEST	DIFF
															PERFECT LAP	1:46.415		
1	21	van de	34.907	21	van de	16.874	96	PAASCH	29.903	70	WHATLEY	24.731	1	70	WHATLEY	1:46.631	1:47.276	0.645
2	23	van de	34.941	70	WHATLEY	16.878	70	WHATLEY	30.043	23	van de	24.837	2	96	PAASCH	1:46.867	1:46.867	0.000
3	14	NIXON	34.970	64	DURHAM	16.956	23	van de	30.151	96	PAASCH	24.839	3	21	van de BUNT	1:46.922	1:47.140	0.218
4	70	WHATLEY	34.979	45	SWANN	17.038	21	van de	30.274	21	van de	24.867	4	23	van de LAGEMAAT	1:46.991	1:47.101	0.110
5	96	PAASCH	35.048	23	van de	17.062	64	DURHAM	30.350	11	JONES	25.016	5	64	DURHAM	1:47.814	1:47.937	0.123
6	11	JONES	35.251	96	PAASCH	17.077	14	NIXON	30.360	64	DURHAM	25.178	6	14	NIXON	1:47.955	1:47.979	0.024
7	64	DURHAM	35.330	14	NIXON	17.193	45	SWANN	30.523	45	SWANN	25.202	7	11	JONES	1:48.080	1:48.169	0.089
8	45	SWANN	35.511	11	JONES	17.251	11	JONES	30.562	14	NIXON	25.432	8	45	SWANN	1:48.274	1:48.536	0.262
9	7	BEST	35.594	7	BEST	17.334	72	HORSMAN	30.635	7	BEST	25.525	9	7	BEST	1:49.104	1:49.325	0.221
10	19	OGDEN	36.060	5	JONES	17.613	7	BEST	30.651	72	HORSMAN	25.800	10	19	OGDEN	1:50.573	1:50.573	0.000
11	5	JONES	36.134	72	HORSMAN	17.781	19	OGDEN	30.740	19	OGDEN	25.898	11	72	HORSMAN	1:50.622	1:51.390	0.768
12	16	CLARIDG	36.263	19	OGDEN	17.875	17	BOURNE	30.895	5	JONES	25.978	12	17	BOURNE	1:51.152	1:51.438	0.286
13	17	BOURNE	36.277	16	CLARIDG	17.926	16	CLARIDG	31.126	16	CLARIDG	25.998	13	5	JONES	1:51.202	1:51.564	0.362
14	72	HORSMAN	36.406	17	BOURNE	17.929	37	TINKER	31.415	17	BOURNE	26.051	14	16	CLARIDGE	1:51.313	1:51.483	0.170
15	37	TINKER	36.781	37	TINKER	18.356	5	JONES	31.477	37	TINKER	26.395	15	37	TINKER	1:52.947	1:53.259	0.312
16	57	HIATT	37.012	48	PINFOLD	18.375	57	HIATT	31.907	57	HIATT	26.812	16	57	HIATT	1:54.201	1:54.831	0.630
17	18	FIELDHO	37.387	57	HIATT	18.470	48	PINFOLD	32.182	48	PINFOLD	26.824	17	48	PINFOLD	1:55.143	1:55.290	0.147
18	48	PINFOLD	37.762	18	FIELDHO	18.697	35	KNIGHT	32.234	18	FIELDHO	27.273	18	18	FIELDHOUSE	1:55.616	1:56.049	0.433
19	35	KNIGHT	37.966	35	KNIGHT	18.732	18	FIELDHO	32.259	35	KNIGHT	27.359	19	35	KNIGHT	1:56.291	1:56.640	0.349
20	56	WILSON	38.702	56	WILSON	18.985	56	WILSON	33.138	56	WILSON	27.833	20	56	WILSON	1:58.658	1:58.865	0.207

Weather / Track : Cloudy / Dry

Assen

Circuit Length = 2.8222 miles

Start: 08:40 Flag 08:50 End: 08:53

Results can be found at www.tsl-timing.com

Printed - 08:55 Sunday, 22 September 2019

MCRCB BULLETIN TK189**2019 Bennetts British Superbike Championship - Stena Line Round 10****2019 HEL Performance British Motostar Championship****WARM UP - BEST SPEEDS**

POS	FINISH LINE			VMAX		
	NO	NAME	MPH	NO	NAME	MPH
1	70	WHATLEY	110.1	70	WHATLEY	132.8
2	23	van de LAGEMAAT	109.9	23	van de LAGEMAAT	132.6
3	21	van de BUNT	109.9	21	van de BUNT	132.3
4	14	NIXON	108.8	96	PAASCH	130.8
5	45	SWANN	108.0	64	DURHAM	130.5
6	96	PAASCH	107.8	45	SWANN	130.0
7	5	JONES	107.8	14	NIXON	129.8
8	64	DURHAM	107.5	11	JONES	129.3
9	11	JONES	107.5	5	JONES	128.8
10	7	BEST	106.0	7	BEST	127.0
11	16	CLARIDGE	103.8	16	CLARIDGE	123.5
12	72	HORSMAN	103.0	72	HORSMAN	122.4
13	37	TINKER	102.8	19	OGDEN	121.7
14	19	OGDEN	102.6	17	BOURNE	121.1
15	17	BOURNE	101.9	48	PINFOLD	121.1
16	48	PINFOLD	101.4	18	FIELDHOUSE	120.2
17	57	HIATT	99.8	57	HIATT	119.4
18	18	FIELDHOUSE	99.8	37	TINKER	118.5
19	35	KNIGHT	98.5	35	KNIGHT	115.7
20	56	WILSON	97.2	56	WILSON	115.3

Weather / Track : Cloudy / Dry

Results can be found at www.tsl-timing.com

Assen

Circuit Length = 2.8222 miles

Start: 08:40 Flag 08:50 End: 08:53

Printed - 08:55 Sunday, 22 September 2019

MCRCB BULLETIN TK190

2019 Bennetts British Superbike Championship - Stena Line Round 10

2019 HEL Performance British Motostar Championship

WARM UP - STATISTICS

Competitors Started 20
Planned Start 2019-09-22 @ 08:40:00.000
Actual Start 2019-09-22 @ 08:40:01.025
Finish Time 2019-09-22 @ 08:50:01.025
Track Length 2.8222mi.
Total Laps 116
Total Distance Covered 327.3830mi.

Session Fastest Lap History

NO	CL	NAME	LAP TIME	TIME OF DAY	LAP	VEHICLE
11		Dan JONES	1:49.476	08:43:42.930	2	KTM
23		Ryan van de LAGEMAAT	1:49.424	08:43:53.581	2	KTM
11		Dan JONES	1:48.589	08:45:31.519	3	KTM
70		Joshua WHATLEY	1:47.642	08:45:40.799	3	KTM
23		Ryan van de LAGEMAAT	1:47.629	08:45:41.211	3	KTM
70		Joshua WHATLEY	1:47.276	08:47:28.074	4	KTM
23		Ryan van de LAGEMAAT	1:47.101	08:47:28.311	4	KTM
96		Brandon PAASCH	1:46.867	08:51:06.457	6	KTM

Flag History

TYPE	TIME OF DAY
GREEN	08:40:01.025
FINISH	08:50:01.025

Flag Statistics

TYPE	COUNT	TOTAL LAPS	TOTAL TIME
Green	1	6	13:03.641
Red	0	0	0.000
Safety Car	0	0	0.000
FCY	0	0	0.000

MCRCB BULLETIN TK190

2019 Bennetts British Superbike Championship - Stena Line Round 10

2019 HEL Performance British Motostar Championship

WARM UP - STATISTICS

CLASS :

11 Starters

Fastest Lap History

NO	NAME	LAP TIME	TIME OF DAY	LAP	VEHICLE
11	Dan JONES	1:49.476	08:43:42.930	2	KTM
23	Ryan van de LAGEMAAT	1:49.424	08:43:53.581	2	KTM
11	Dan JONES	1:48.589	08:45:31.519	3	KTM
70	Joshua WHATLEY	1:47.642	08:45:40.799	3	KTM
23	Ryan van de LAGEMAAT	1:47.629	08:45:41.211	3	KTM
70	Joshua WHATLEY	1:47.276	08:47:28.074	4	KTM
23	Ryan van de LAGEMAAT	1:47.101	08:47:28.311	4	KTM
96	Brandon PAASCH	1:46.867	08:51:06.457	6	KTM

Weather / Track : Cloudy / Dry

Results can be found at www.tsl-timing.com

Page 2 of 3

Assen

Circuit Length = 2.8222 miles

Start: 08:40 Flag 08:50 End: 08:53

Printed - 08:56 Sunday, 22 September 2019

MCRCB BULLETIN TK190

2019 Bennetts British Superbike Championship - Stena Line Round 10

2019 HEL Performance British Motostar Championship

WARM UP - STATISTICS

CLASS : S

9 Starters

Fastest Lap History

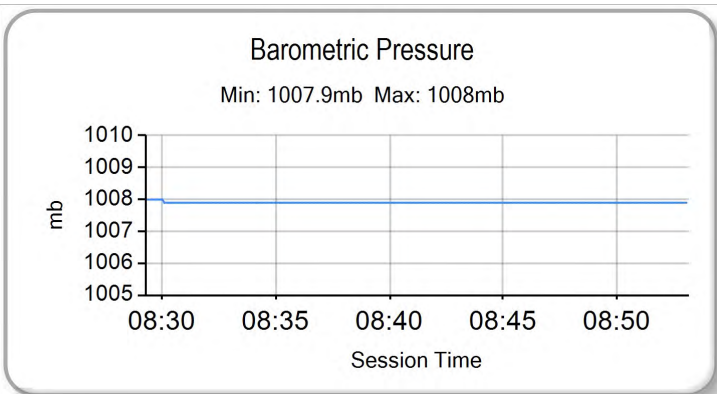
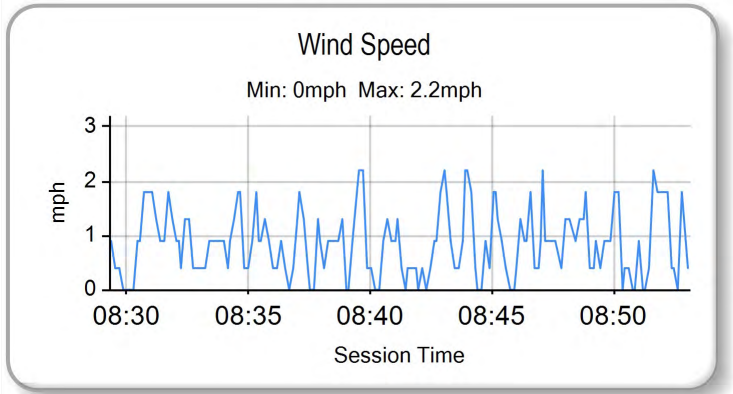
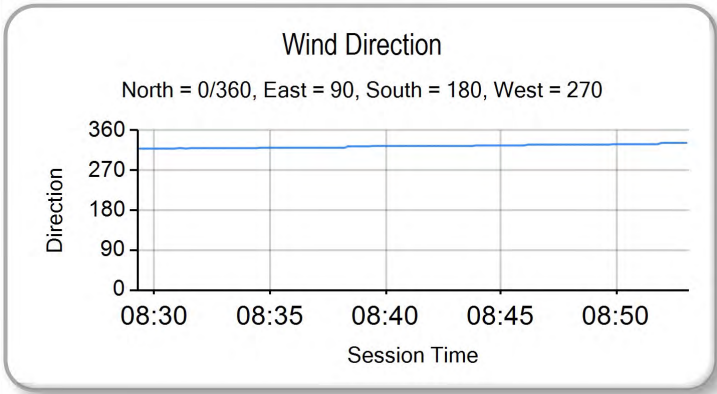
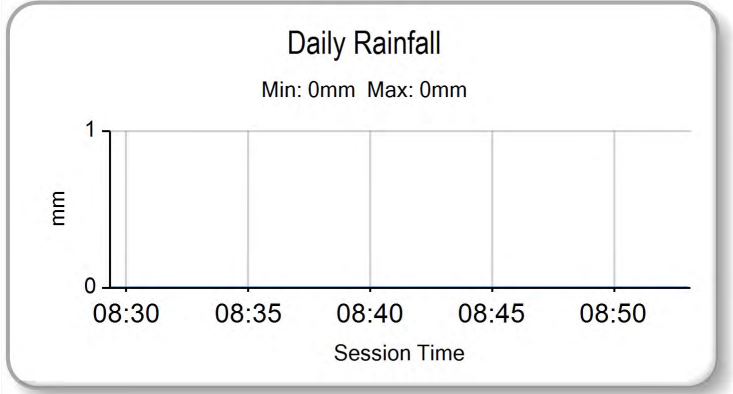
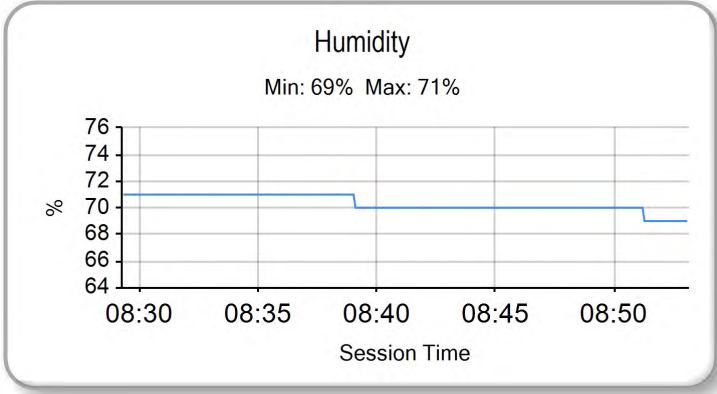
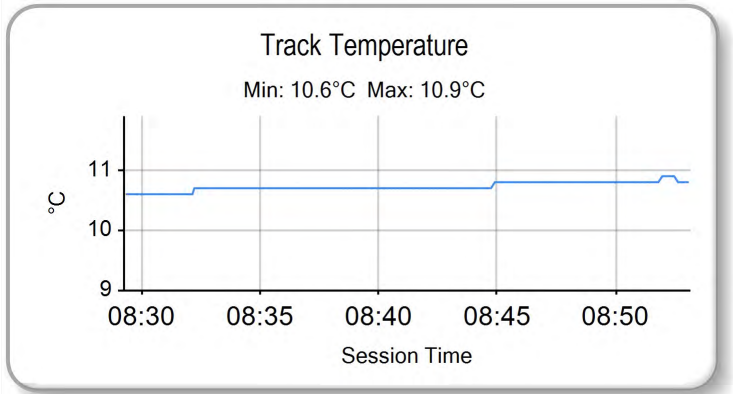
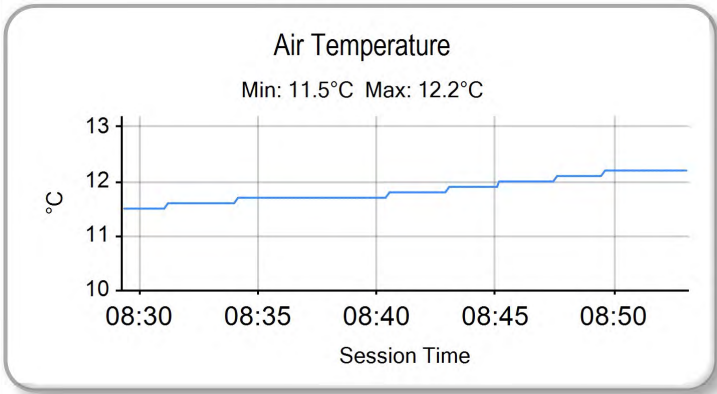
NO	NAME	LAP TIME	TIME OF DAY	LAP	VEHICLE
16	Harvey CLARIDGE	1:53.915	08:43:53.186	2	Honda
72	Cameron HORSMAN	1:52.946	08:43:53.492	2	Honda
17	Franco BOURNE	1:52.606	08:43:54.552	2	Honda
72	Cameron HORSMAN	1:51.390	08:45:44.883	3	Honda
19	Scott OGDEN	1:51.298	08:47:37.137	4	Honda
19	Scott OGDEN	1:50.573	08:51:22.418	6	Honda

MCRCB BULLETIN TK191

2019 Bennetts British Superbike Championship - Stena Line Round 10

2019 HEL Performance British Motostar Championship

WARM UP - WEATHER CONDITIONS



Weather / Track : Cloudy / Dry

Results can be found at www.tsl-timing.com

Assen
Circuit Length = 2.8222 miles
Start: 08:40 Flag 08:50 End: 08:53

Printed - 08:56 Sunday, 22 September 2019



ROW 8	22	57	Josh HIATT									
ROW 7	21	56	Bradley WILSON	1:57.738	20	48	Sharni PINFOLD	1:54.726	19	66	Annabel THOMAS	1:54.661
ROW 6	18	35	Jeremy KNIGHT	1:54.090	17	18	Jodie FIELDHOUSE	1:53.954	16	37	Corey TINKER	1:52.183
ROW 5	15	17	Franco BOURNE	1:51.516	14	16	Harvey CLARIDGE	1:49.913	13	72	Cameron HORSMAN	1:49.842
ROW 4	12	5	Osian JONES	1:49.790	11	19	Scott OGDEN	1:49.790	10	7	Edmund BEST	1:48.083
ROW 3	9	99	Jamie DAVIS	1:46.997	8	45	Scott SWANN	1:46.827	7	23	Ryan van de LAGEMAAT	1:46.587
ROW 2	6	21	Jerry van de BUNT	1:46.403	5	14	Jack NIXON	1:45.990	4	70	Joshua WHATLEY	1:45.964
ROW 1	3	64	Asher DURHAM	1:45.942	2	96	Brandon PAASCH	1:45.868	1	11	Dan JONES	1:45.797
												Pole

Assen
Circuit Length = 2.8222 miles

Race Director :	Stewards :	Timekeeper :
-----------------	------------	--------------

Results can be found at www.britishsuperbike.com

Printed - 09:01 Sunday, 22 September 2019





POS	NO	CL	PIC NAME	NAT	ENTRY	LAPS	TIME	GAP	DIFF	MPH	BEST	ON
1	70		1 Joshua WHATLEY	GBR	KTM - KRP	14	24:55.281			95.12	1:45.983	4
2	14		2 Jack NIXON	GBR	KTM - Santander Salt	14	24:55.899	0.618	0.618	95.08	1:45.691	4
3	64 *		3 Asher DURHAM	GBR	Mahindra - Microlise Cresswell Racing	14	24:56.898	1.617	0.999	95.02	1:45.888	11
4	11 *		4 Dan JONES	GBR	KTM - City Lifting/RS Racing	14	24:56.985	1.704	0.087	95.01	1:46.102	9
5	96 *		5 Brandon PAASCH	USA	KTM - FPW Racing	14	24:57.070	1.789	0.085	95.01	1:45.831	3
6	45		6 Scott SWANN	GBR	IFS KTM - IFS Team Swann Racing	14	25:04.742	9.461	7.672	94.52	1:46.496	3
7	21		7 Jerry van de BUNT	NED	KTM - Raha61/LJ-Racing	14	25:06.777	11.496	2.035	94.40	1:46.657	13
8	99		8 Jamie DAVIS	GBR	KTM - FPW Racing	14	25:06.960	11.679	0.183	94.39	1:46.703	14
9	7		9 Edmund BEST	GBR	KTM - SymCirrus Motorsport	14	25:24.391	29.110	17.431	93.31	1:47.596	4
10	72	S	1 Cameron HORSMAN	GBR	Honda - Nova Racing/SP 125	14	25:47.055	51.774	22.664	91.94	1:49.331	9
11	19	S	2 Scott OGDEN	GBR	Honda - Premium Motorhomes Scott Ogden Racing	14	25:47.076	51.795	0.021	91.94	1:49.417	9
12	5		10 Osian JONES	GBR	KTM - SymCirrus Motorsport	14	25:47.504	52.223	0.428	91.91	1:49.665	4
13	17	S	3 Franco BOURNE	GBR	Honda - Franco Bourne / SP125	14	25:52.532	57.251	5.028	91.61	1:49.693	4
14	16	S	4 Harvey CLARIDGE	GBR	Honda - Nova Racing/SP 125	14	25:52.596	57.315	0.064	91.61	1:49.725	5
15	37	S	5 Corey TINKER	GBR	Honda - Microlise Cresswell Racing	14	26:29.076	1:33.795	36.480	89.51	1:51.432	2
16	57	S	6 Josh HIATT	GBR	Honda - Sorrymate.com	14	26:42.467	1:47.186	13.391	88.76	1:52.869	13
17	48		11 Sharni PINFOLD	AUS	Honda - City Lifting/RS Racing	13	24:57.660	1 Lap	1 Lap	88.19	1:54.311	5
18	18	S	7 Jodie FIELDHOUSE	GBR	Honda - Go Pink Racing	13	24:58.116	1 Lap	0.456	88.16	1:54.094	12

NOT CLASSIFIED

DNF	35	S	Jeremy KNIGHT	GBR	Honda - Jeremy Knight Racing / SP125	13	24:47.620	1 Lap		88.78	1:53.442	6
DNF	66	S	Annabel THOMAS	GBR	Honda - Four Anjels Racing	11	21:16.478	3 Laps	2 Laps	87.55	1:54.713	7
DNF	23		Ryan van de LAGEMAAT	NED	KTM - Onium Racing	1	1:53.483	13 Laps	10 Laps	89.53		

FASTEST LAP

	14		Jack NIXON	GBR	KTM - Santander Salt	4	1:45.691			96.13 mph	154.70 kph	
	72	S	Cameron HORSMAN	GBR	Honda - Nova Racing/SP 125	9	1:49.331			92.93 mph	149.55 kph	

#64 - Course cut turn 16/17/18 - 0.4 Sec Time penalty

#96 - Course cut turn 16/17/18 - 0.3 Sec Time penalty

#11 - Course cut turn 16/17/18 - 0.9 Sec Time penalty

Weather / Track : Sunny / Dry

These results are provisional until the conclusion of any judicial and technical matters.

Assen

Circuit Length = 2.8222 miles

Start: 12:20 Flag 12:45 End: 12:47

Race Director :	Stewards :	Timekeeper :
-----------------	------------	--------------

Results can be found at www.britishsuperbike.com

Printed - 12:59 Sunday, 22 September 2019

MCRCB BULLETIN TK229

2019 Bennetts British Superbike Championship - Stena Line Round 10

2019 HEL Performance British Motostar Championship

RACE 8 - POSITION CHART

No	Name	Lap														
		Pos	1	2	3	4	5	6	7	8	9	10	11	12	13	14
11	JONES	1	70	70	70	70	64	64	70	64	64	70	70	96	70	70
96	PAASCH	2	11	11	64	64	70	70	64	96	96	96	96	70	11	14
64	DURHAM	3	96	64	11	96	96	96	96	70	70	11	64	64	64	11
70	WHATLEY	4	64	96	96	11	11	11	11	11	11	14	11	11	14	64
14	NIXON	5	14	14	14	14	14	14	14	14	14	64	14	14	96	96
21	van de BUNT	6	45	45	45	45	45	45	45	45	45	45	45	45	45	45
23	van de LAGEMAAT	7	21	99	21	21	21	99	21	21	21	21	21	21	21	21
45	SWANN	8	23	21	99	99	99	21	99	99	99	99	99	99	99	99
99	DAVIS	9	99	7	7	7	7	7	7	7	7	7	7	7	7	7
7	BEST	10	7	5	5	5	5	5	5	5	5	19	72	19	19	72
19	OGDEN	11	5	16	19	72	72	72	72	19	19	5	19	72	72	19
5	JONES	12	16	19	72	19	19	19	19	72	72	72	5	5	5	5
72	HORSMAN	13	19	72	16	16	16	17	16	17	16	17	16	16	17	17
16	CLARIDGE	14	72	17	17	17	17	16	17	16	17	16	17	17	16	16
17	BOURNE	15	17	37	37	37	37	37	37	37	37	37	37	37	37	37
37	TINKER	16	37	35	57	57	57	57	57	35	35	35	35	35	35	57
18	FIELDHOUSE	17	35	57	35	35	35	35	35	57	57	57	57	57	57	57
35	KNIGHT	18	57	48	18	18	18	18	18	18	18	18	18	18	18	48
66	THOMAS	19	18	18	48	48	48	48	48	48	48	48	48	48	48	18
48	PINFOLD	20	48	66	66	66	66	66	66	66	66	66	66			
57	HIATT	21	66													

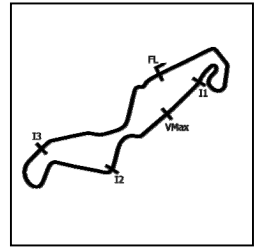
Weather / Track : Sunny / Dry

Results can be found at www.tsl-timing.com

Assen
 Circuit Length = 2.8222 miles
 Start: 12:20 Flag 12:45 End: 12:47

Printed - 13:01 Sunday, 22 September 2019

RACE 8 - SECTOR ANALYSIS



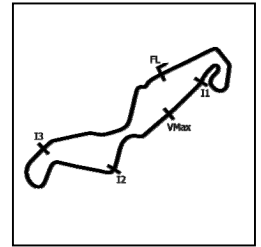
SECTOR 1 = FL to I1, SECTOR 2 = I1 to I2 SECTOR 3 = I2 to I3, SECTOR 4 = I3 to FL, DIFF = Difference To Personal Best Lap, P = Crossed Finish Line in Pit Lane, D = Time Disallowed

P1 70		Joshua WHATLEY				KTM - KRP				
IDEAL LAP TIME : 1:45.543		BEST LAP TIME : 1:45.983				DIFFERENCE : 0.440				
LAP	SECTOR 1	SECTOR 2	SECTOR 3	SECTOR 4	SPEED TRAP	LAP TIME	MPH	DIFF	TIME OF DAY	
1-		16.992	29.929	25.021	107.2	130.8	1:51.758	90.91	5.775	12:22:20.369
2-	34.713	17.074	29.797	24.714	109.3	129.3	1:46.298	95.58	0.315	12:24:06.667
3-	34.700	17.072	29.703	24.779	107.8	128.5	1:46.254	95.62	0.271	12:25:52.921
4-	34.667	17.005	29.645	24.666	108.5	129.5	1:45.983 (1)	95.86		12:27:38.904
5-	34.872	17.034	29.969	25.039	109.1	129.3	1:46.914	95.03	0.931	12:29:25.818
6-	34.890	16.999	29.806	24.900	111.0	129.0	1:46.595	95.31	0.612	12:31:12.413
7-	34.923	17.137	29.615	24.745	108.5	127.0	1:46.420	95.47	0.437	12:32:58.833
8-	34.990	17.290	29.776	24.468	110.7	127.0	1:46.524	95.37	0.541	12:34:45.357
9-	34.783	16.972	29.787	24.657	111.2	130.5	1:46.199	95.67	0.216	12:36:31.556
10-	34.713	16.964	29.875	24.595	110.1	130.5	1:46.147 (3)	95.71	0.164	12:38:17.703
11-	34.806	17.043	29.740	24.706	108.8	129.5	1:46.295	95.58	0.312	12:40:03.998
12-	35.646	16.868	29.830	24.461	111.0	129.5	1:46.805	95.12	0.822	12:41:50.803
13-	35.209	16.849	30.044	24.908	108.3	130.5	1:47.010	94.94	1.027	12:43:37.813
14-	34.618	16.991	29.710	24.760	109.9	129.5	1:46.079 (2)	95.77	0.096	12:45:23.892

P2 14		Jack NIXON				KTM - Santander Salt				
IDEAL LAP TIME : 1:45.585		BEST LAP TIME : 1:45.691				DIFFERENCE : 0.106				
LAP	SECTOR 1	SECTOR 2	SECTOR 3	SECTOR 4	SPEED TRAP	LAP TIME	MPH	DIFF	TIME OF DAY	
1-		17.270	29.953	25.003	108.3	128.5	1:52.624	90.21	6.933	12:22:21.235
2-	34.955	17.038	29.740	24.672	109.1	130.3	1:46.405	95.48	0.714	12:24:07.640
3-	34.717	17.122	29.744	24.713	108.8	129.5	1:46.296	95.58	0.605	12:25:53.936
4-	34.602	17.032	29.470	24.587	109.6	129.8	1:45.691 (1)	96.13		12:27:39.627
5-	35.074	17.110	29.564	24.742	108.8	129.0	1:46.490	95.40	0.799	12:29:26.117
6-	35.196	17.174	29.597	24.743	110.7	128.0	1:46.710	95.21	1.019	12:31:12.827
7-	35.212	16.993	29.678	24.717	109.9	129.3	1:46.600	95.31	0.909	12:32:59.427
8-	34.954	17.006	29.875	24.660	109.3	129.0	1:46.495	95.40	0.804	12:34:45.922
9-	34.700	17.074	29.711	24.737	109.1	129.0	1:46.222 (2)	95.65	0.531	12:36:32.144
10-	34.950	17.082	29.718	24.733	108.3	129.0	1:46.483	95.41	0.792	12:38:18.627
11-	35.217	16.926	29.712	24.749	108.8	130.5	1:46.604	95.30	0.913	12:40:05.231
12-	34.778	17.087	29.955	24.795	108.5	128.8	1:46.615	95.29	0.924	12:41:51.846
13-	34.752	17.176	29.764	24.738	107.5	128.0	1:46.430	95.46	0.739	12:43:38.276
14-	34.909	16.952	29.644	24.729	107.2	129.5	1:46.234 (3)	95.63	0.543	12:45:24.510

P3 64		Asher DURHAM				Mahindra - Microlise Cresswell Racing				
IDEAL LAP TIME : 1:45.194		BEST LAP TIME : 1:45.888				DIFFERENCE : 0.694				
LAP	SECTOR 1	SECTOR 2	SECTOR 3	SECTOR 4	SPEED TRAP	LAP TIME	MPH	DIFF	TIME OF DAY	
1-		16.973	29.970	25.130	105.5	128.0	1:52.157	90.58	6.269	12:22:20.768
2-	35.220	16.901	29.638	24.571	108.3	129.5	1:46.330	95.55	0.442	12:24:07.098
3-	34.845	16.811	29.739	24.557	107.2	128.3	1:45.952 (2)	95.89	0.064	12:25:53.050
4-	34.837	17.083	29.643	24.578	107.5	126.8	1:46.141	95.72	0.253	12:27:39.191
5-	34.779	17.007	29.715	24.959	106.7	128.0	1:46.460	95.43	0.572	12:29:25.651
6-	34.820	17.231	29.698	24.863	107.5	124.5	1:46.612	95.30	0.724	12:31:12.263
7-	34.779	17.116	29.673	25.130	108.0	124.2	1:46.698	95.22	0.810	12:32:58.961
8-	34.584	17.107	29.544	24.725	107.0	124.5	1:45.960 (3)	95.88	0.072	12:34:44.921
9-	34.646	17.295	29.568	24.785	107.8	124.0	1:46.294	95.58	0.406	12:36:31.215
10-	34.767	17.230	29.722	25.695	103.8	124.7	1:47.414	94.58	1.526	12:38:18.629
11-	34.957	16.823	29.795	24.313	108.0	129.3	1:45.888 (1)	95.95		12:40:04.517
12-	35.142	16.868	29.924	24.644	108.0	127.8	1:46.578	95.33	0.690	12:41:51.095
13-	34.791	17.000	29.790	25.497	102.8	125.6	1:47.078	94.88	1.190	12:43:38.173
14-	35.322	16.753	29.914	24.947	103.3	130.3	1:46.936	95.01	1.048	12:45:25.109

RACE 8 - SECTOR ANALYSIS



SECTOR 1 = FL to I1, SECTOR 2 = I1 to I2 SECTOR 3 = I2 to I3, SECTOR 4 = I3 to FL, DIFF = Difference To Personal Best Lap, P = Crossed Finish Line in Pit Lane, D = Time Disallowed

P4 11		Dan JONES				KTM - City Lifting/RS Racing				
IDEAL LAP TIME : 1:45.847		BEST LAP TIME : 1:46.102				DIFFERENCE : 0.255				
LAP	SECTOR 1	SECTOR 2	SECTOR 3	SECTOR 4	SPEED TRAP	LAP TIME	MPH	DIFF	TIME OF DAY	
1-		17.338	30.154	25.046	105.5	127.0	1:52.122	90.61	6.020	12:22:20.733
2-	34.718	17.084	29.778	24.594	108.5	128.5	1:46.174 (3)	95.69	0.072	12:24:06.907
3-	34.733	16.952	29.777	24.822	109.3	129.0	1:46.284	95.59	0.182	12:25:53.191
4-	34.779	16.923	29.855	24.697	109.1	129.3	1:46.254	95.62	0.152	12:27:39.445
5-	34.889	16.911	29.693	25.124	108.3	131.0	1:46.617	95.29	0.515	12:29:26.062
6-	35.299	16.884	29.670	24.787	108.5	129.3	1:46.640	95.27	0.538	12:31:12.702
7-	35.122	16.926	29.733	24.727	108.8	128.8	1:46.508	95.39	0.406	12:32:59.210
8-	34.953	16.999	29.843	24.618	109.1	129.8	1:46.413	95.47	0.311	12:34:45.623
9-	34.770	16.917	29.651	24.764	109.3	129.5	1:46.102 (1)	95.75		12:36:31.725
10-	35.020	16.977	29.808	24.992	106.5	129.3	1:46.797	95.13	0.695	12:38:18.522
11-	34.859	16.962	29.697	24.636	108.8	129.0	1:46.154 (2)	95.71	0.052	12:40:04.676
12-	35.041	17.185	29.730	24.647	107.8	126.8	1:46.603	95.30	0.501	12:41:51.279
13-	34.844	17.096	29.779	25.073	105.7	128.5	1:46.792	95.13	0.690	12:43:38.071
14-	34.826	16.986	29.749	25.064	106.7	128.0	1:46.625	95.28	0.523	12:45:24.696

P5 96		Brandon PAASCH				KTM - FPW Racing				
IDEAL LAP TIME : 1:45.464		BEST LAP TIME : 1:45.831				DIFFERENCE : 0.367				
LAP	SECTOR 1	SECTOR 2	SECTOR 3	SECTOR 4	SPEED TRAP	LAP TIME	MPH	DIFF	TIME OF DAY	
1-		17.010	29.582	25.015	107.5	130.0	1:52.157	90.58	6.326	12:22:20.768
2-	35.056	17.038	29.717	24.787	108.8	129.0	1:46.598	95.31	0.767	12:24:07.366
3-	34.737	16.991	29.454	24.649	108.8	130.0	1:45.831 (1)	96.00		12:25:53.197
4-	35.083	16.962	29.423	24.628	109.1	129.8	1:46.096 (3)	95.76	0.265	12:27:39.293
5-	34.879	16.927	29.561	25.359	107.5	129.8	1:46.726	95.19	0.895	12:29:26.019
6-	34.944	17.067	29.556	25.025	109.3	127.8	1:46.592	95.31	0.761	12:31:12.611
7-	35.015	16.997	29.567	24.909	108.5	128.3	1:46.488	95.41	0.657	12:32:59.099
8-	34.866	17.049	29.510	24.658	108.8	127.8	1:46.083 (2)	95.77	0.252	12:34:45.182
9-	34.597	17.139	29.616	24.901	108.8	128.0	1:46.253	95.62	0.422	12:36:31.435
10-	35.013	17.064	29.705	24.666	109.1	128.5	1:46.448	95.44	0.617	12:38:17.883
11-	34.875	17.091	29.581	24.744	107.5	128.0	1:46.291	95.58	0.460	12:40:04.174
12-	34.812	17.166	29.597	24.924	107.0	126.8	1:46.499	95.40	0.668	12:41:50.673
13-	34.803	17.194	29.840	25.799	103.5	126.8	1:47.636	94.39	1.805	12:43:38.309
14-	34.999	16.816	29.735	25.522	102.6	132.1	1:47.072	94.89	1.241	12:45:25.381

P6 45		Scott SWANN				IFS KTM - IFS Team Swann Racing				
IDEAL LAP TIME : 1:46.199		BEST LAP TIME : 1:46.496				DIFFERENCE : 0.297				
LAP	SECTOR 1	SECTOR 2	SECTOR 3	SECTOR 4	SPEED TRAP	LAP TIME	MPH	DIFF	TIME OF DAY	
1-		17.088	30.037	24.965	108.8	131.0	1:52.806	90.06	6.310	12:22:21.417
2-	35.085	17.009	29.818	24.608	109.1	129.3	1:46.520 (2)	95.38	0.024	12:24:07.937
3-	34.963	17.035	29.839	24.659	109.1	128.0	1:46.496 (1)	95.40		12:25:54.433
4-	34.903	17.146	29.679	24.853	107.8	128.3	1:46.581 (3)	95.32	0.085	12:27:41.014
5-	35.063	17.186	29.920	24.888	107.2	127.0	1:47.057	94.90	0.561	12:29:28.071
6-	34.984	17.196	29.983	25.062	108.3	126.6	1:47.225	94.75	0.729	12:31:15.296
7-	35.096	17.236	30.026	25.004	108.3	126.8	1:47.362	94.63	0.866	12:33:02.658
8-	35.033	17.316	30.102	24.964	108.3	126.3	1:47.415	94.58	0.919	12:34:50.073
9-	34.987	17.336	30.057	25.031	107.5	125.6	1:47.411	94.59	0.915	12:36:37.484
10-	34.988	17.272	30.048	24.891	108.0	126.3	1:47.199	94.77	0.703	12:38:24.683
11-	34.972	17.229	29.892	24.909	108.0	126.1	1:47.002	94.95	0.506	12:40:11.685
12-	34.967	17.259	30.077	25.068	107.0	125.9	1:47.371	94.62	0.875	12:41:59.056
13-	34.996	17.258	30.195	25.024	107.8	125.9	1:47.473	94.53	0.977	12:43:46.529
14-	34.940	17.136	29.842	24.906	108.0	126.1	1:46.824	95.11	0.328	12:45:33.353

Weather / Track : Sunny / Dry

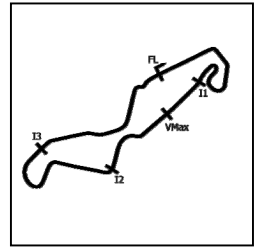
Assen
Circuit Length = 2.8222 miles
Start: 12:20 Flag 12:45 End: 12:47

MCRCB BULLETIN TK230

2019 Bennetts British Superbike Championship - Stena Line Round 10

2019 HEL Performance British Motostar Championship

RACE 8 - SECTOR ANALYSIS



SECTOR 1 = FL to I1, SECTOR 2 = I1 to I2 SECTOR 3 = I2 to I3, SECTOR 4 = I3 to FL, DIFF = Difference To Personal Best Lap, P = Crossed Finish Line in Pit Lane, D = Time Disallowed

P7 21		Jerry van de BUNT				KTM - Raha61/LJ-Racing					
IDEAL LAP TIME : 1:46.436		BEST LAP TIME : 1:46.657				DIFFERENCE : 0.221					
LAP	SECTOR 1	SECTOR 2	SECTOR 3	SECTOR 4	SPEED TRAP	LAP TIME	MPH	DIFF	TIME OF DAY		
1-		17.199	30.363	24.861	108.0	130.8	1:53.414	89.58	6.757	12:22:22.025	
2-	36.721	17.330	30.057	24.745	109.1	128.5	1:48.853	93.33	2.196	12:24:10.878	
3-	35.459	17.122	30.037	24.779	108.3	128.0	1:47.397	94.60	0.740	12:25:58.275	
4-	34.866	17.131	30.018	25.023	106.2	127.3	1:47.038	94.92	0.381	12:27:45.313	
5-	34.913	17.097	30.085	24.987	106.7	127.8	1:47.082	94.88	0.425	12:29:32.395	
6-	34.925	17.086	30.232	25.289	109.1	127.8	1:47.532	94.48	0.875	12:31:19.927	
7-	34.882	17.189	29.928	24.980	106.7	128.5	1:46.979	94.97	0.322	12:33:06.906	
8-	34.921	17.094	30.065	24.926	107.8	127.0	1:47.006	94.94	0.349	12:34:53.912	
9-	34.765	17.119	30.131	24.939	107.2	127.3	1:46.954	(3)	94.99	0.297	12:36:40.866
10-	34.837	17.113	30.084	24.982	107.5	127.5	1:47.016	94.94	0.359	12:38:27.882	
11-	35.021	17.075	30.073	24.795	107.5	128.0	1:46.964	94.98	0.307	12:40:14.846	
12-	34.807	17.076	29.974	24.962	107.2	128.3	1:46.819	(2)	95.11	0.162	12:42:01.665
13-	34.794	17.102	29.960	24.801	108.0	128.5	1:46.657	(1)	95.26		12:43:48.322
14-	34.879	16.998	30.083	25.106	107.0	128.0	1:47.066	94.89	0.409	12:45:35.388	

P8 99		Jamie DAVIS				KTM - FPW Racing					
IDEAL LAP TIME : 1:46.548		BEST LAP TIME : 1:46.703				DIFFERENCE : 0.155					
LAP	SECTOR 1	SECTOR 2	SECTOR 3	SECTOR 4	SPEED TRAP	LAP TIME	MPH	DIFF	TIME OF DAY		
1-		17.226	30.076	24.912	108.3	127.8	1:53.754	89.31	7.051	12:22:22.365	
2-	35.675	17.343	30.151	25.186	107.5	126.3	1:48.355	93.76	1.652	12:24:10.720	
3-	35.800	17.206	30.089	25.016	107.5	127.3	1:48.111	93.97	1.408	12:25:58.831	
4-	34.780	17.285	29.890	25.043	107.0	126.1	1:46.998	94.95	0.295	12:27:45.829	
5-	34.726	17.232	29.894	24.954	107.8	126.3	1:46.806	(2)	95.12	0.103	12:29:32.635
6-	35.003	17.152	29.971	24.943	107.0	126.8	1:47.069	94.89	0.366	12:31:19.704	
7-	34.729	17.331	29.986	25.298	107.2	125.6	1:47.344	94.65	0.641	12:33:07.048	
8-	35.085	17.088	29.969	24.948	108.5	127.0	1:47.090	94.87	0.387	12:34:54.138	
9-	34.992	17.201	29.942	24.977	108.3	126.8	1:47.112	94.85	0.409	12:36:41.250	
10-	34.738	17.147	30.055	24.912	108.0	127.3	1:46.852	95.08	0.149	12:38:28.102	
11-	35.160	17.166	29.911	24.844	107.8	126.6	1:47.081	94.88	0.378	12:40:15.183	
12-	34.770	17.139	29.983	24.967	107.0	127.0	1:46.859	95.08	0.156	12:42:02.042	
13-	34.796	17.180	29.951	24.899	107.5	126.1	1:46.826	(3)	95.10	0.123	12:43:48.868
14-	34.755	17.123	29.938	24.887	108.5	126.8	1:46.703	(1)	95.21		12:45:35.571

P9 7		Edmund BEST				KTM - SymCirrus Motorsport					
IDEAL LAP TIME : 1:47.184		BEST LAP TIME : 1:47.596				DIFFERENCE : 0.412					
LAP	SECTOR 1	SECTOR 2	SECTOR 3	SECTOR 4	SPEED TRAP	LAP TIME	MPH	DIFF	TIME OF DAY		
1-		17.442	30.216	25.070	106.0	126.3	1:54.202	88.96	6.606	12:22:22.813	
2-	35.702	17.621	30.139	24.996	106.5	124.5	1:48.458	93.67	0.862	12:24:11.271	
3-	35.451	17.209	30.031	25.015	107.2	127.0	1:47.706	(2)	94.33	0.110	12:25:58.977
4-	35.103	17.453	29.876	25.164	104.7	124.9	1:47.596	(1)	94.42		12:27:46.573
5-	35.326	17.521	29.926	25.224	105.2	123.5	1:47.997	(3)	94.07	0.401	12:29:34.570
6-	35.193	17.405	30.233	25.405	105.5	124.2	1:48.236	93.87	0.640	12:31:22.806	
7-	35.212	17.504	30.228	25.376	105.2	123.5	1:48.320	93.79	0.724	12:33:11.126	
8-	35.392	17.594	30.367	25.426	105.0	122.9	1:48.779	93.40	1.183	12:34:59.905	
9-	35.509	17.577	30.321	25.351	104.5	122.6	1:48.758	93.41	1.162	12:36:48.663	
10-	35.392	17.601	30.191	25.507	104.5	123.3	1:48.691	93.47	1.095	12:38:37.354	
11-	35.389	17.551	30.263	25.346	104.2	123.3	1:48.549	93.59	0.953	12:40:25.903	
12-	35.317	17.567	30.422	25.398	104.5	123.3	1:48.704	93.46	1.108	12:42:14.607	
13-	35.493	17.721	30.441	25.534	103.8	122.9	1:49.189	93.05	1.593	12:44:03.796	
14-	35.627	17.710	30.365	25.504	104.0	122.9	1:49.206	93.03	1.610	12:45:53.002	

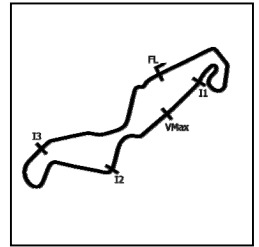
Weather / Track : Sunny / Dry

Assen

Circuit Length = 2.8222 miles

Start: 12:20 Flag 12:45 End: 12:47

RACE 8 - SECTOR ANALYSIS



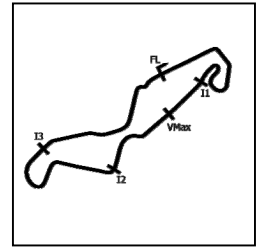
SECTOR 1 = FL to I1, SECTOR 2 = I1 to I2 SECTOR 3 = I2 to I3, SECTOR 4 = I3 to FL, DIFF = Difference To Personal Best Lap, P = Crossed Finish Line in Pit Lane, D = Time Disallowed

P10 72 S		Cameron HORSMAN				Honda - Nova Racing/SP 125				
IDEAL LAP TIME : 1:48.897		BEST LAP TIME : 1:49.331				DIFFERENCE : 0.434				
LAP	SECTOR 1	SECTOR 2	SECTOR 3	SECTOR 4	SPEED TRAP	LAP TIME	MPH	DIFF	TIME OF DAY	
1-		17.984	30.693	26.171	103.8	121.7	1:57.280	86.63	7.949	12:22:25.891
2-	36.266	17.856	30.463	25.950	103.8	120.6	1:50.535	91.91	1.204	12:24:16.426
3-	35.981	17.691	30.211	25.878	101.6	121.3	1:49.761	92.56	0.430	12:26:06.187
4-	35.539	18.077	30.255	25.492	101.4	120.4	1:49.363 (2)	92.90	0.032	12:27:55.550
5-	35.749	17.801	30.372	25.827	101.9	120.0	1:49.749	92.57	0.418	12:29:45.299
6-	35.783	17.939	30.247	25.559	101.2	120.6	1:49.528 (3)	92.76	0.197	12:31:34.827
7-	35.791	18.340	30.234	25.710	101.9	118.3	1:50.075	92.30	0.744	12:33:24.902
8-	35.784	18.024	30.331	25.573	103.0	120.4	1:49.712	92.60	0.381	12:35:14.614
9-	35.625	17.840	30.226	25.640	103.0	119.8	1:49.331 (1)	92.93		12:37:03.945
10-	36.008	18.104	30.824	26.221	99.4	118.9	1:51.157	91.40	1.826	12:38:55.102
11-	35.807	17.970	30.350	25.456	102.1	118.5	1:49.583	92.71	0.252	12:40:44.685
12-	35.926	18.160	30.672	25.779	102.1	117.3	1:50.537	91.91	1.206	12:42:35.222
13-	35.751	18.006	30.613	25.758	101.9	119.4	1:50.128	92.25	0.797	12:44:25.350
14-	35.956	18.116	30.433	25.811	99.4	117.5	1:50.316	92.10	0.985	12:46:15.666

P11 19 S		Scott OGDEN				Honda - Premium Motorhomes Scott Ogden Racing				
IDEAL LAP TIME : 1:49.035		BEST LAP TIME : 1:49.417				DIFFERENCE : 0.382				
LAP	SECTOR 1	SECTOR 2	SECTOR 3	SECTOR 4	SPEED TRAP	LAP TIME	MPH	DIFF	TIME OF DAY	
1-		18.184	30.770	25.895	101.9	120.2	1:57.196	86.69	7.779	12:22:25.807
2-	35.772	18.274	30.492	25.978	102.8	118.5	1:50.516	91.93	1.099	12:24:16.323
3-	35.500	18.121	30.362	25.660	100.7	118.1	1:49.643	92.66	0.226	12:26:05.966
4-	35.518	18.199	30.234	25.724	102.3	117.7	1:49.675	92.63	0.258	12:27:55.641
5-	35.318	18.088	30.343	26.004	102.6	118.1	1:49.753	92.57	0.336	12:29:45.394
6-	35.446	18.053	30.245	25.740	101.6	117.7	1:49.484 (3)	92.80	0.067	12:31:34.878
7-	35.886	18.047	30.292	25.894	103.5	120.2	1:50.119	92.26	0.702	12:33:24.997
8-	35.462	18.148	30.179	25.642	101.9	117.9	1:49.431 (2)	92.84	0.014	12:35:14.428
9-	35.358	18.141	30.165	25.753	101.2	118.5	1:49.417 (1)	92.85		12:37:03.845
10-	35.715	18.334	30.922	25.705	100.5	117.7	1:50.676	91.80	1.259	12:38:54.521
11-	35.664	18.174	30.589	25.968	102.1	116.7	1:50.395	92.03	0.978	12:40:44.916
12-	35.913	18.161	30.550	25.552	100.9	120.4	1:50.176	92.21	0.759	12:42:35.092
13-	35.723	18.335	30.661	25.505	99.6	117.1	1:50.224	92.17	0.807	12:44:25.316
14-	36.134	18.187	30.317	25.733	100.7	117.5	1:50.371	92.05	0.954	12:46:15.687

P12 5		Osian JONES				KTM - SymCirrus Motorsport				
IDEAL LAP TIME : 1:49.065		BEST LAP TIME : 1:49.665				DIFFERENCE : 0.600				
LAP	SECTOR 1	SECTOR 2	SECTOR 3	SECTOR 4	SPEED TRAP	LAP TIME	MPH	DIFF	TIME OF DAY	
1-		17.634	30.668	25.574	106.0	127.8	1:55.758	87.77	6.093	12:22:24.369
2-	35.783	17.617	30.719	25.649	105.5	125.9	1:49.768 (2)	92.56	0.103	12:24:14.137
3-	35.740	17.660	30.682	25.704	104.7	124.9	1:49.786 (3)	92.54	0.121	12:26:03.923
4-	35.710	17.715	30.565	25.675	104.2	124.7	1:49.665 (1)	92.64		12:27:53.588
5-	35.706	17.686	30.722	25.767	104.2	124.5	1:49.881	92.46	0.216	12:29:43.469
6-	35.836	17.695	30.628	25.945	105.2	124.5	1:50.104	92.27	0.439	12:31:33.573
7-	36.008	17.817	30.688	25.800	105.5	123.3	1:50.313	92.10	0.648	12:33:23.886
8-	35.747	17.793	30.596	25.692	105.7	122.9	1:49.828	92.50	0.163	12:35:13.714
9-	35.626	17.742	30.749	25.842	105.2	123.3	1:49.959	92.39	0.294	12:37:03.673
10-	36.241	17.946	30.871	26.253	103.3	124.5	1:51.311	91.27	1.646	12:38:54.984
11-	35.494	17.572	31.004	26.346	104.5	124.0	1:50.416	92.01	0.751	12:40:45.400
12-	35.704	18.134	30.614	25.776	105.5	120.9	1:50.228	92.17	0.563	12:42:35.628
13-	35.673	18.128	30.618	25.972	102.8	119.4	1:50.391	92.03	0.726	12:44:26.019
14-	35.763	18.181	30.425	25.727	105.2	119.1	1:50.096	92.28	0.431	12:46:16.115

RACE 8 - SECTOR ANALYSIS



SECTOR 1 = FL to I1, SECTOR 2 = I1 to I2 SECTOR 3 = I2 to I3, SECTOR 4 = I3 to FL, DIFF = Difference To Personal Best Lap, P = Crossed Finish Line in Pit Lane, D = Time Disallowed

P13 17 S		Franco BOURNE			Honda - Franco Bourne / SP125					
IDEAL LAP TIME : 1:49.393		BEST LAP TIME : 1:49.693			DIFFERENCE : 0.300					
LAP	SECTOR 1	SECTOR 2	SECTOR 3	SECTOR 4	SPEED TRAP	LAP TIME	MPH	DIFF	TIME OF DAY	
1-		18.183	30.658	25.776	101.9	117.9	1:57.572	86.41	7.879	12:22:26.183
2-	36.229	17.877	30.436	25.996	101.9	120.0	1:50.538	91.91	0.845	12:24:16.721
3-	35.963	17.729	30.425	25.840	101.6	120.4	1:49.957	92.40	0.264	12:26:06.678
4-	35.639	17.859	30.353	25.842	98.7	119.6	1:49.693 (1)	92.62		12:27:56.371
5-	35.963	17.805	30.331	25.805	101.2	118.7	1:49.904 (3)	92.44	0.211	12:29:46.275
6-	35.803	17.794	30.271	25.932	100.7	119.1	1:49.800 (2)	92.53	0.107	12:31:36.075
7-	35.820	17.826	30.569	26.105	101.2	120.0	1:50.320	92.09	0.627	12:33:26.395
8-	35.645	17.851	30.424	25.985	100.0	119.4	1:49.905	92.44	0.212	12:35:16.300
9-	36.068	18.059	30.745	26.052	101.6	118.7	1:50.924	91.59	1.231	12:37:07.224
10-	35.996	17.946	30.611	25.754	100.7	120.9	1:50.307	92.10	0.614	12:38:57.531
11-	36.198	18.311	30.656	26.224	101.6	115.3	1:51.389	91.21	1.696	12:40:48.920
12-	35.873	18.157	30.570	26.189	100.9	120.2	1:50.789	91.70	1.096	12:42:39.709
13-	36.091	17.908	30.334	26.057	99.6	119.6	1:50.390	92.03	0.697	12:44:30.099
14-	36.256	18.348	30.471	25.969	100.3	116.5	1:51.044	91.49	1.351	12:46:21.143

P14 16 S		Harvey CLARIDGE			Honda - Nova Racing/SP 125					
IDEAL LAP TIME : 1:49.527		BEST LAP TIME : 1:49.725			DIFFERENCE : 0.198					
LAP	SECTOR 1	SECTOR 2	SECTOR 3	SECTOR 4	SPEED TRAP	LAP TIME	MPH	DIFF	TIME OF DAY	
1-		17.995	30.662	25.905	101.6	122.6	1:57.078	86.78	7.353	12:22:25.689
2-	36.069	18.011	30.509	25.934	101.6	121.5	1:50.523	91.92	0.798	12:24:16.212
3-	35.976	17.919	30.499	25.847	101.9	121.1	1:50.241	92.16	0.516	12:26:06.453
4-	35.616	17.920	30.382	25.925	100.7	120.9	1:49.843 (2)	92.49	0.118	12:27:56.296
5-	35.720	17.995	30.247	25.763	102.1	120.2	1:49.725 (1)	92.59		12:29:46.021
6-	35.704	17.957	30.411	25.997	103.0	120.2	1:50.069	92.30	0.344	12:31:36.090
7-	35.598	18.040	30.493	25.877	102.3	119.4	1:50.008 (3)	92.35	0.283	12:33:26.098
8-	35.743	18.056	30.474	26.112	103.8	119.4	1:50.385	92.04	0.660	12:35:16.483
9-	35.674	18.235	30.614	26.055	102.1	118.9	1:50.578	91.88	0.853	12:37:07.061
10-	36.014	18.320	30.494	25.811	103.0	118.1	1:50.639	91.83	0.914	12:38:57.700
11-	36.219	18.016	30.857	25.964	101.4	120.0	1:51.056	91.48	1.331	12:40:48.756
12-	35.917	18.272	30.745	25.781	100.7	117.9	1:50.715	91.76	0.990	12:42:39.471
13-	36.207	18.464	30.436	25.827	101.9	116.9	1:50.934	91.58	1.209	12:44:30.405
14-	36.063	18.132	30.613	25.994	101.6	118.3	1:50.802	91.69	1.077	12:46:21.207

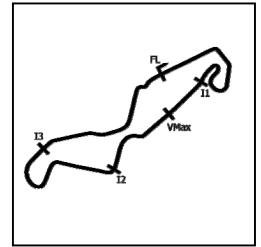
P15 37 S		Corey TINKER			Honda - Microlise Cresswell Racing					
IDEAL LAP TIME : 1:51.127		BEST LAP TIME : 1:51.432			DIFFERENCE : 0.305					
LAP	SECTOR 1	SECTOR 2	SECTOR 3	SECTOR 4	SPEED TRAP	LAP TIME	MPH	DIFF	TIME OF DAY	
1-		18.282	30.816	25.922	100.9	119.8	1:58.008	86.09	6.576	12:22:26.619
2-	36.266	18.189	30.761	26.216	100.9	118.9	1:51.432 (1)	91.17		12:24:18.051
3-	36.255	18.611	31.112	26.525	99.8	116.1	1:52.503 (2)	90.31	1.071	12:26:10.554
4-	36.632	18.697	31.025	26.523	99.4	115.5	1:52.877 (3)	90.01	1.445	12:28:03.431
5-	36.803	18.737	31.065	26.516	99.8	115.1	1:53.121	89.81	1.689	12:29:56.552
6-	36.469	18.700	31.307	26.590	99.8	115.1	1:53.066	89.86	1.634	12:31:49.618
7-	36.633	18.624	31.191	26.668	100.3	115.1	1:53.116	89.82	1.684	12:33:42.734
8-	36.700	18.663	31.358	26.485	100.3	114.9	1:53.206	89.74	1.774	12:35:35.940
9-	36.701	18.677	31.167	26.527	100.0	115.1	1:53.072	89.85	1.640	12:37:29.012
10-	36.523	18.772	31.388	26.427	100.3	114.7	1:53.110	89.82	1.678	12:39:22.122
11-	36.596	18.828	31.388	26.597	99.8	114.9	1:53.409	89.58	1.977	12:41:15.531
12-	36.718	18.731	31.359	26.618	99.6	115.3	1:53.426	89.57	1.994	12:43:08.957
13-	36.769	18.782	31.594	26.848	99.6	114.7	1:53.993	89.12	2.561	12:45:02.950
14-	37.168	18.923	31.705	26.941	98.7	114.9	1:54.737	88.55	3.305	12:46:57.687

MCRCB BULLETIN TK230

2019 Bennetts British Superbike Championship - Stena Line Round 10

2019 HEL Performance British Motostar Championship

RACE 8 - SECTOR ANALYSIS



SECTOR 1 = FL to I1, SECTOR 2 = I1 to I2 SECTOR 3 = I2 to I3, SECTOR 4 = I3 to FL, DIFF = Difference To Personal Best Lap, P = Crossed Finish Line in Pit Lane, D = Time Disallowed

P16 57 S		Josh HIATT		Honda - Sorrymate.com						
IDEAL LAP TIME : 1:52.657		BEST LAP TIME : 1:52.869		DIFFERENCE : 0.212						
LAP	SECTOR 1	SECTOR 2	SECTOR 3	SECTOR 4	SPEED TRAP	LAP TIME	MPH	DIFF	TIME OF DAY	
1-		18.423	31.572	26.746	99.4	119.6	2:00.840	84.07	7.971	12:22:29.451
2-	37.063	18.829	31.736	26.646	99.1	117.1	1:54.274	88.91	1.405	12:24:23.725
3-	36.899	18.824	31.566	26.688	98.9	114.1	1:53.977	89.14	1.108	12:26:17.702
4-	36.842	18.936	31.422	26.560	99.4	113.9	1:53.760	89.31	0.891	12:28:11.462
5-	36.884	18.808	31.382	26.673	99.4	114.3	1:53.747	89.32	0.878	12:30:05.209
6-	36.654	18.852	31.482	26.535	99.4	113.9	1:53.523	89.49	0.654	12:31:58.732
7-	36.825	18.847	31.471	26.783	99.1	113.5	1:53.926	89.18	1.057	12:33:52.658
8-	36.912	18.748	31.853	27.127	97.0	114.3	1:54.640	88.62	1.771	12:35:47.298
9-	36.818	18.620	31.379	26.397	99.8	114.9	1:53.214 (2)	89.74	0.345	12:37:40.512
10-	36.885	18.943	31.437	26.417	99.4	113.9	1:53.682	89.37	0.813	12:39:34.194
11-	38.982	18.805	31.575	26.606	99.1	114.1	1:55.968	87.61	3.099	12:41:30.162
12-	36.667	18.750	31.479	26.590	98.9	113.9	1:53.486 (3)	89.52	0.617	12:43:23.648
13-	36.610	18.581	31.227	26.451	98.7	114.5	1:52.869 (1)	90.01		12:45:16.517
14-	37.120	18.821	31.842	26.778	99.1	113.7	1:54.561	88.68	1.692	12:47:11.078

P17 48		Sharni PINFOLD		Honda - City Lifting/RS Racing						
IDEAL LAP TIME : 1:53.880		BEST LAP TIME : 1:54.311		DIFFERENCE : 0.431						
LAP	SECTOR 1	SECTOR 2	SECTOR 3	SECTOR 4	SPEED TRAP	LAP TIME	MPH	DIFF	TIME OF DAY	
1-		18.846	31.893	27.158	102.3	119.4	2:01.792	83.42	7.481	12:22:30.403
2-	37.165	18.563	31.983	26.972	100.5	118.3	1:54.683	88.59	0.372	12:24:25.086
3-	37.470	18.816	31.843	26.874	100.9	117.5	1:55.003	88.34	0.692	12:26:20.089
4-	37.408	18.458	31.946	26.859	100.9	119.6	1:54.671	88.60	0.360	12:28:14.760
5-	37.389	18.544	31.625	26.753	101.9	117.9	1:54.311 (1)	88.88		12:30:09.071
6-	37.555	18.483	31.729	26.935	100.7	117.5	1:54.702	88.57	0.391	12:32:03.773
7-	37.390	18.418	31.633	27.075	100.0	117.7	1:54.516	88.72	0.205	12:33:58.289
8-	37.404	18.377	31.669	27.332	98.7	118.3	1:54.782	88.51	0.471	12:35:53.071
9-	37.337	18.508	31.769	26.901	101.9	119.4	1:54.515 (3)	88.72	0.204	12:37:47.586
10-	37.479	18.486	31.928	26.969	101.2	117.9	1:54.862	88.45	0.551	12:39:42.448
11-	37.408	18.659	31.710	26.713	100.9	117.7	1:54.490 (2)	88.74	0.179	12:41:36.938
12-	37.364	18.550	31.821	26.821	100.7	117.7	1:54.556	88.69	0.245	12:43:31.494
13-	37.214	18.488	31.644	27.431	99.1	117.3	1:54.777	88.52	0.466	12:45:26.271

P18 18 S		Jodie FIELDHOUSE		Honda - Go Pink Racing						
IDEAL LAP TIME : 1:53.680		BEST LAP TIME : 1:54.094		DIFFERENCE : 0.414						
LAP	SECTOR 1	SECTOR 2	SECTOR 3	SECTOR 4	SPEED TRAP	LAP TIME	MPH	DIFF	TIME OF DAY	
1-		18.680	31.593	27.085	99.4	123.1	2:01.726	83.46	7.632	12:22:30.337
2-	37.672	18.529	31.668	27.270	99.6	120.2	1:55.139	88.24	1.045	12:24:25.476
3-	37.200	18.413	31.600	27.091	99.4	120.4	1:54.304 (3)	88.88	0.210	12:26:19.780
4-	37.365	18.623	31.469	27.102	98.9	119.1	1:54.559	88.68	0.465	12:28:14.339
5-	37.237	18.692	31.609	27.095	99.1	118.3	1:54.633	88.63	0.539	12:30:08.972
6-	36.919	18.615	31.595	27.033	100.0	118.1	1:54.162 (2)	88.99	0.068	12:32:03.134
7-	37.095	18.688	31.629	27.307	98.1	117.9	1:54.719	88.56	0.625	12:33:57.853
8-	37.275	18.637	31.699	27.253	99.6	117.3	1:54.864	88.45	0.770	12:35:52.717
9-	37.421	18.654	31.492	27.096	100.0	117.9	1:54.663	88.60	0.569	12:37:47.380
10-	37.356	18.570	31.812	27.104	99.6	117.9	1:54.842	88.47	0.748	12:39:42.222
11-	37.217	18.904	31.473	27.044	98.9	117.5	1:54.638	88.62	0.544	12:41:36.860
12-	36.926	18.624	31.587	26.957	100.0	118.1	1:54.094 (1)	89.05		12:43:30.954
13-	36.841	18.510	31.703	28.719	91.1	118.3	1:55.773	87.75	1.679	12:45:26.727

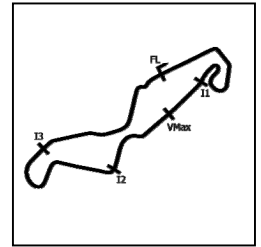
Weather / Track : Sunny / Dry

Assen

Circuit Length = 2.8222 miles

Start: 12:20 Flag 12:45 End: 12:47

RACE 8 - SECTOR ANALYSIS



SECTOR 1 = FL to I1, SECTOR 2 = I1 to I2 SECTOR 3 = I2 to I3, SECTOR 4 = I3 to FL, DIFF = Difference To Personal Best Lap, P = Crossed Finish Line in Pit Lane, D = Time Disallowed

P19 35 S		Jeremy KNIGHT		Honda - Jeremy Knight Racing / SP125						
IDEAL LAP TIME : 1:52.879		BEST LAP TIME : 1:53.442		DIFFERENCE : 0.563						
LAP	SECTOR 1	SECTOR 2	SECTOR 3	SECTOR 4	SPEED TRAP	LAP TIME	MPH	DIFF	TIME OF DAY	
1-		18.571	31.166	27.071	94.1	115.7	2:00.313	84.44	6.871	12:22:28.924
2-	37.308	19.069	31.350	27.060	97.2	115.1	1:54.787	88.51	1.345	12:24:23.711
3-	37.289	18.604	31.492	26.944	98.3	115.7	1:54.329	88.86	0.887	12:26:18.040
4-	37.161	18.738	31.093	26.722	98.5	114.5	1:53.714 (3)	89.34	0.272	12:28:11.754
5-	36.807	18.729	31.333	26.925	98.9	115.1	1:53.794	89.28	0.352	12:30:05.548
6-	36.635	18.675	31.440	26.692	98.9	115.3	1:53.442 (1)	89.56		12:31:58.990
7-	36.891	18.633	31.416	26.995	98.7	116.1	1:53.935	89.17	0.493	12:33:52.925
8-	36.569	18.934	31.528	26.809	98.3	113.3	1:53.840	89.24	0.398	12:35:46.765
9-	36.808	18.838	31.164	26.740	97.8	112.5	1:53.550 (2)	89.47	0.108	12:37:40.315
10-	36.975	18.949	31.047	26.749	97.6	113.1	1:53.720	89.34	0.278	12:39:34.035
11-	36.799	18.839	31.467	26.769	97.8	113.9	1:53.874	89.22	0.432	12:41:27.909
12-	37.048	18.838	31.251	26.875	97.2	114.1	1:54.012	89.11	0.570	12:43:21.921
13-	37.364	18.625	31.382	26.939	97.8	114.3	1:54.310	88.88	0.868	12:45:16.231

P20 66 S		Annabel THOMAS		Honda - Four Anjels Racing						
IDEAL LAP TIME : 1:54.235		BEST LAP TIME : 1:54.713		DIFFERENCE : 0.478						
LAP	SECTOR 1	SECTOR 2	SECTOR 3	SECTOR 4	SPEED TRAP	LAP TIME	MPH	DIFF	TIME OF DAY	
1-		18.616	32.423	27.312	98.1	120.0	2:03.339	82.37	8.626	12:22:31.950
2-	37.655	18.651	31.870	27.176	98.7	117.9	1:55.352	88.07	0.639	12:24:27.302
3-	37.313	18.553	31.980	27.298	97.8	118.1	1:55.144	88.23	0.431	12:26:22.446
4-	37.065	18.650	32.063	27.490	97.4	117.7	1:55.268	88.14	0.555	12:28:17.714
5-	37.230	18.626	32.060	27.384	98.5	117.1	1:55.300	88.11	0.587	12:30:13.014
6-	37.072	18.705	31.745	27.401	98.3	117.3	1:54.923 (2)	88.40	0.210	12:32:07.937
7-	36.903	18.642	31.759	27.409	97.8	116.5	1:54.713 (1)	88.57		12:34:02.650
8-	37.223	18.896	32.127	27.399	98.3	116.1	1:55.645	87.85	0.932	12:35:58.295
9-	36.761	18.681	32.201	27.447	97.8	116.7	1:55.090 (3)	88.28	0.377	12:37:53.385
10-	37.556	18.792	32.164	27.365	97.8	115.9	1:55.877	87.68	1.164	12:39:49.262
11-	37.647	18.816	31.999	27.365	97.0	116.3	1:55.827	87.71	1.114	12:41:45.089

P21 23		Ryan van de LAGEMAAT		KTM - Qnium Racing						
IDEAL LAP TIME :		BEST LAP TIME :		DIFFERENCE :						
LAP	SECTOR 1	SECTOR 2	SECTOR 3	SECTOR 4	SPEED TRAP	LAP TIME	MPH	DIFF	TIME OF DAY	
1-		17.147	30.200	25.000	108.5	132.1	1:53.483	89.53		12:22:22.094

MCRCB BULLETIN TK231

2019 Bennetts British Superbike Championship - Stena Line Round 10

2019 HEL Performance British Motostar Championship

RACE 8 - BEST SECTORS

SECTOR 1		SECTOR 2		SECTOR 3		SECTOR 4		IDEAL / BEST COMPARISON					
POS	NO NAME	TIME	NO NAME	TIME	NO NAME	TIME	NO NAME	TIME	POS	NO NAME	IDEAL	BEST	DIFF
1	64 DURHAM	34.584	64 DURHAM	16.753	96 PAASCH	29.423	64 DURHAM	24.313	1	64 DURHAM	1:45.194	1:45.888	0.694
2	96 PAASCH	34.597	96 PAASCH	16.816	14 NIXON	29.470	70 WHATLEY	24.461	2	96 PAASCH	1:45.464	1:45.831	0.367
3	14 NIXON	34.602	70 WHATLEY	16.849	64 DURHAM	29.544	14 NIXON	24.587	3	70 WHATLEY	1:45.543	1:45.983	0.440
4	70 WHATLEY	34.618	11 JONES	16.884	70 WHATLEY	29.615	11 JONES	24.594	4	14 NIXON	1:45.585	1:45.691	0.106
5	11 JONES	34.718	14 NIXON	16.926	11 JONES	29.651	45 SWANN	24.608	5	11 JONES	1:45.847	1:46.102	0.255
6	99 DAVIS	34.726	21 van de	16.998	45 SWANN	29.679	96 PAASCH	24.628	6	45 SWANN	1:46.199	1:46.496	0.297
7	21 van de	34.765	45 SWANN	17.009	7 BEST	29.876	21 van de	24.745	7	21 van de BUNT	1:46.436	1:46.657	0.221
8	45 SWANN	34.903	99 DAVIS	17.088	99 DAVIS	29.890	99 DAVIS	24.844	8	99 DAVIS	1:46.548	1:46.703	0.155
9	7 BEST	35.103	23 van de	17.147	21 van de	29.928	7 BEST	24.996	9	7 BEST	1:47.184	1:47.596	0.412
10	19 OGDEN	35.318	7 BEST	17.209	19 OGDEN	30.165	23 van de	25.000	10	72 HORSMAN	1:48.897	1:49.331	0.434
11	5 JONES	35.494	5 JONES	17.572	23 van de	30.200	72 HORSMAN	25.456	11	19 OGDEN	1:49.035	1:49.417	0.382
12	72 HORSMAN	35.539	72 HORSMAN	17.691	72 HORSMAN	30.211	19 OGDEN	25.505	12	5 JONES	1:49.065	1:49.665	0.600
13	16 CLARIDG	35.598	17 BOURNE	17.729	16 CLARIDG	30.247	5 JONES	25.574	13	17 BOURNE	1:49.393	1:49.693	0.300
14	17 BOURNE	35.639	16 CLARIDG	17.919	17 BOURNE	30.271	17 BOURNE	25.754	14	16 CLARIDGE	1:49.527	1:49.725	0.198
15	37 TINKER	36.255	19 OGDEN	18.047	5 JONES	30.425	16 CLARIDG	25.763	15	37 TINKER	1:51.127	1:51.432	0.305
16	35 KNIGHT	36.569	37 TINKER	18.189	37 TINKER	30.761	37 TINKER	25.922	16	57 HIATT	1:52.657	1:52.869	0.212
17	57 HIATT	36.610	48 PINFOLD	18.377	35 KNIGHT	31.047	57 HIATT	26.397	17	35 KNIGHT	1:52.879	1:53.442	0.563
18	66 THOMAS	36.761	18 FIELDHO	18.413	57 HIATT	31.227	35 KNIGHT	26.692	18	18 FIELDHOUSE	1:53.680	1:54.094	0.414
19	18 FIELDHO	36.841	57 HIATT	18.423	18 FIELDHO	31.469	48 PINFOLD	26.713	19	48 PINFOLD	1:53.880	1:54.311	0.431
20	48 PINFOLD	37.165	66 THOMAS	18.553	48 PINFOLD	31.625	18 FIELDHO	26.957	20	66 THOMAS	1:54.235	1:54.713	0.478
21			35 KNIGHT	18.571	66 THOMAS	31.745	66 THOMAS	27.176	21	23 van de LAGEMAAT			

PERFECT LAP 1:45.073

Weather / Track : Sunny / Dry

Results can be found at www.tsl-timing.com

Assen

Circuit Length = 2.8222 miles

Start: 12:20 Flag 12:45 End: 12:47

Printed - 13:02 Sunday, 22 September 2019

MCRCB BULLETIN TK232**2019 Bennetts British Superbike Championship - Stena Line Round 10****2019 HEL Performance British Motostar Championship****RACE 8 - BEST SPEEDS**

POS	FINISH LINE			VMAX		
	NO	NAME	MPH	NO	NAME	MPH
1	70	WHATLEY	111.2	96	PAASCH	132.1
2	14	NIXON	110.7	23	van de LAGEMAAT	132.1
3	11	JONES	109.3	11	JONES	131.0
4	96	PAASCH	109.3	45	SWANN	131.0
5	45	SWANN	109.1	70	WHATLEY	130.8
6	21	van de BUNT	109.1	21	van de BUNT	130.8
7	99	DAVIS	108.5	14	NIXON	130.5
8	23	van de LAGEMAAT	108.5	64	DURHAM	130.3
9	64	DURHAM	108.3	99	DAVIS	127.8
10	7	BEST	107.2	5	JONES	127.8
11	5	JONES	106.0	7	BEST	127.0
12	72	HORSMAN	103.8	18	FIELDHOUSE	123.1
13	16	CLARIDGE	103.8	16	CLARIDGE	122.6
14	19	OGDEN	103.5	72	HORSMAN	121.7
15	48	PINFOLD	102.3	17	BOURNE	120.9
16	17	BOURNE	101.9	19	OGDEN	120.4
17	37	TINKER	100.9	66	THOMAS	120.0
18	18	FIELDHOUSE	100.0	37	TINKER	119.8
19	57	HIATT	99.8	57	HIATT	119.6
20	35	KNIGHT	98.9	48	PINFOLD	119.6
21	66	THOMAS	98.7	35	KNIGHT	116.1

Weather / Track : Sunny / Dry

Results can be found at www.tsl-timing.com

Assen

Circuit Length = 2.8222 miles

Start: 12:20 Flag 12:45 End: 12:47

Printed - 13:02 Sunday, 22 September 2019

MCRCB BULLETIN TK233

2019 Bennetts British Superbike Championship - Stena Line Round 10

2019 HEL Performance British Motostar Championship

RACE 8 - STATISTICS

Competitors Started 21
Planned Start 2019-09-22 @ 12:20:00.000
Actual Start 2019-09-22 @ 12:20:28.610
Finish Time 2019-09-22 @ 12:45:23.891
Track Length 2.8222mi.
Total Laps 275
Total Distance Covered 776.1236mi.

Session Fastest Lap History

NO	CL	NAME	LAP TIME	TIME OF DAY	LAP	VEHICLE
70		Joshua WHATLEY	1:46.298	12:24:06.671	2	KTM
11		Dan JONES	1:46.174	12:24:06.903	2	KTM
64		Asher DURHAM	1:45.952	12:25:53.055	3	Mahindra
96		Brandon PAASCH	1:45.831	12:25:53.197	3	KTM
14		Jack NIXON	1:45.691	12:27:39.633	4	KTM

Session Leader History

NO	CL	NAME	FROM LAP	LAPS LED	DISTANCE	VEHICLE
70		Joshua WHATLEY	1	4	11.28 miles	KTM
64		Asher DURHAM	5	2	5.64 miles	Mahindra
70		Joshua WHATLEY	7	1	2.82 miles	KTM
64		Asher DURHAM	8	2	5.64 miles	Mahindra
70		Joshua WHATLEY	10	2	5.64 miles	KTM
96		Brandon PAASCH	12	1	2.82 miles	KTM
70		Joshua WHATLEY	13	2	5.64 miles	KTM

Flag History

TYPE **TIME OF DAY**
GREEN 12:20:28.610
FINISH 12:45:23.891

Flag Statistics

TYPE	COUNT	TOTAL LAPS	TOTAL TIME
Green	1	14	26:59.782
Red	0	0	0.000
Safety Car	0	0	0.000
FCY	0	0	0.000

Weather / Track : Sunny / Dry

MCRCB BULLETIN TK233

2019 Bennetts British Superbike Championship - Stena Line Round 10

2019 HEL Performance British Motostar Championship

RACE 8 - STATISTICS

CLASS :

12 Starters

Fastest Lap History

NO	NAME	LAP TIME	TIME OF DAY	LAP	VEHICLE
70	Joshua WHATLEY	1:46.298	12:24:06.671	2	KTM
11	Dan JONES	1:46.174	12:24:06.903	2	KTM
64	Asher DURHAM	1:45.952	12:25:53.055	3	Mahindra
96	Brandon PAASCH	1:45.831	12:25:53.197	3	KTM
14	Jack NIXON	1:45.691	12:27:39.633	4	KTM

Leader History

NO	NAME	FROM LAP	LAPS LED	DISTANCE	VEHICLE
70	Joshua WHATLEY	1	4	11.28 miles	KTM
64	Asher DURHAM	5	2	5.64 miles	Mahindra
70	Joshua WHATLEY	7	1	2.82 miles	KTM
64	Asher DURHAM	8	2	5.64 miles	Mahindra
70	Joshua WHATLEY	10	2	5.64 miles	KTM
96	Brandon PAASCH	12	1	2.82 miles	KTM
70	Joshua WHATLEY	13	2	5.64 miles	KTM

Weather / Track : Sunny / Dry

Results can be found at www.tsl-timing.com

Page 2 of 3

Assen

Circuit Length = 2.8222 miles

Start: 12:20 Flag 12:45 End: 12:47

Printed - 13:03 Sunday, 22 September 2019

MCRCB BULLETIN TK233

2019 Bennetts British Superbike Championship - Stena Line Round 10

2019 HEL Performance British Motostar Championship

RACE 8 - STATISTICS

CLASS : S

9 Starters

Fastest Lap History

NO	NAME	LAP TIME	TIME OF DAY	LAP	VEHICLE
16	Harvey CLARIDGE	1:50.523	12:24:16.216	2	Honda
19	Scott OGDEN	1:50.516	12:24:16.328	2	Honda
19	Scott OGDEN	1:49.643	12:26:05.971	3	Honda
72	Cameron HORSMAN	1:49.363	12:27:55.555	4	Honda
72	Cameron HORSMAN	1:49.331	12:37:03.950	9	Honda

Leader History

NO	NAME	FROM LAP	LAPS LED	DISTANCE	VEHICLE
16	Harvey CLARIDGE	1	2	5.64 miles	Honda
19	Scott OGDEN	3	1	2.82 miles	Honda
72	Cameron HORSMAN	4	4	11.28 miles	Honda
19	Scott OGDEN	8	3	8.46 miles	Honda
72	Cameron HORSMAN	11	1	2.82 miles	Honda
19	Scott OGDEN	12	2	5.64 miles	Honda
72	Cameron HORSMAN	14	1	2.82 miles	Honda

Weather / Track : Sunny / Dry

Results can be found at www.tsl-timing.com

Page 3 of 3

Assen
Circuit Length = 2.8222 miles
Start: 12:20 Flag 12:45 End: 12:47

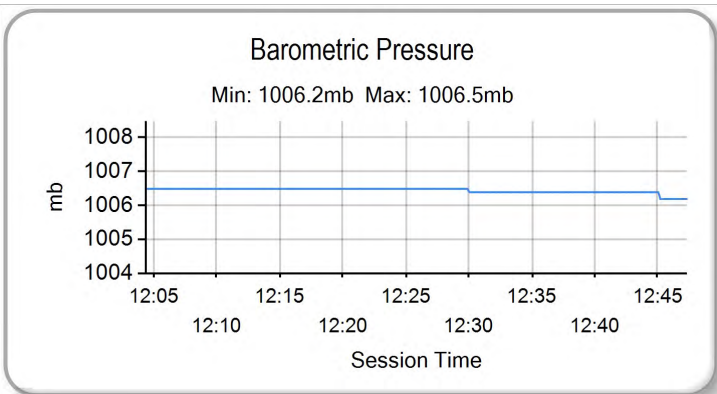
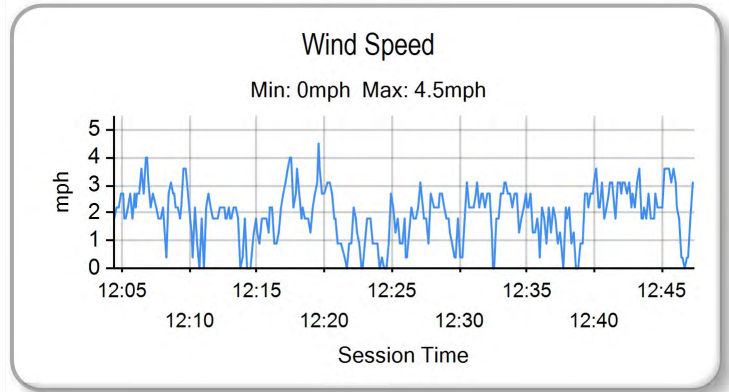
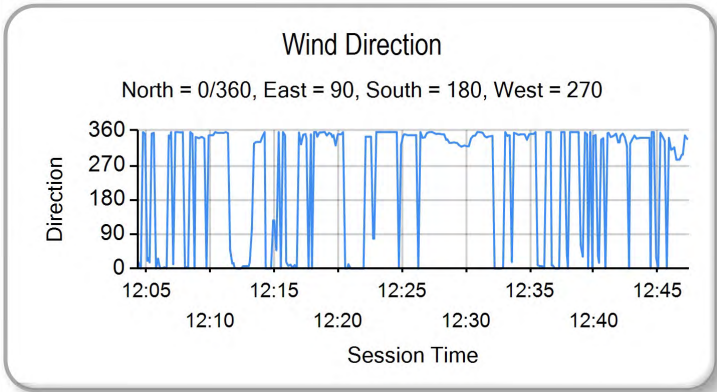
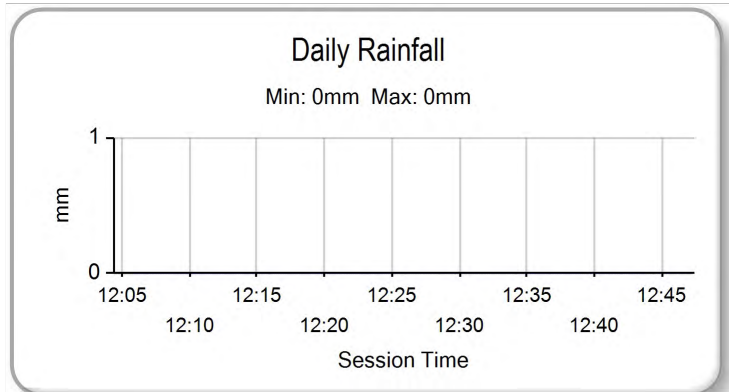
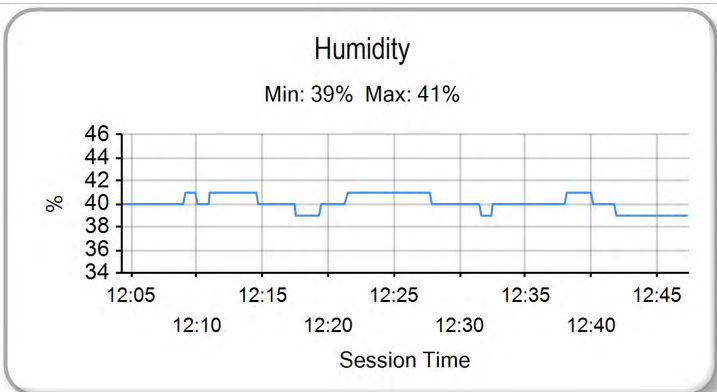
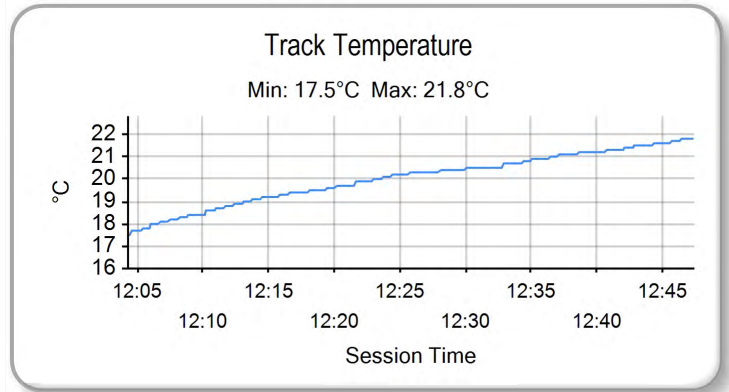
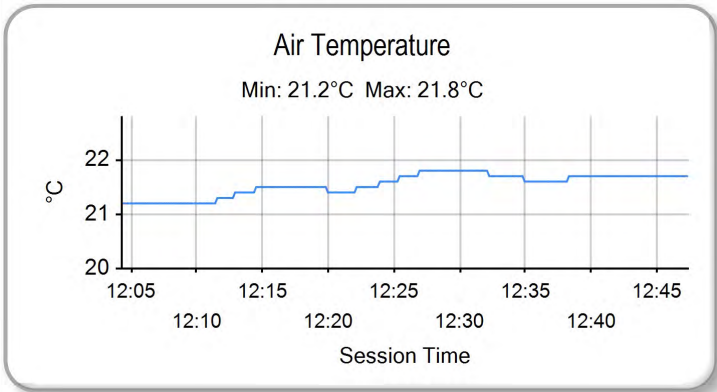
Printed - 13:03 Sunday, 22 September 2019

MCRCB BULLETIN TK234

2019 Bennetts British Superbike Championship - Stena Line Round 10

2019 HEL Performance British Motostar Championship

RACE 8 - WEATHER CONDITIONS



Weather / Track : Sunny / Dry

Results can be found at www.tsl-timing.com

Assen
Circuit Length = 2.8222 miles
Start: 12:20 Flag 12:45 End: 12:47

Printed - 13:04 Sunday, 22 September 2019

2019 HEL Performance British Motostar Championship

MOTO 3 GP POINTS AFTER ROUND 14

		TOTAL	GAP	DIFF																			Wins	Seconds	Thirds																
					1	2	3	4	5	6	7	8	9	10	11	12	13	14	15	16	17	18																			
						4th-6th May		Oulton Park International		14th-16th June		Brands Hatch GP		28th-30th June		Knockhill		2nd-3rd August		Thruxton		16th-18th August		Cadwell Park		6th-8th September		Oulton Park International		20th-22nd September		TT Circuit Assen		4th-6th October		Donington Park GP		18th-20th October		Brands Hatch GP	
1	Brandon PAASCH	231			25	25	20	25	20	20	20	20	20	20	25	20	11																				4	6	0		
2	Joshua WHATLEY	208	23		11	10	9	11	13	16	16	25	20	16	20	16	25																				2	2	4		
3	Asher DURHAM	202	29	6	13	13	13	13	11	11	25	25	13	25	13	11	16																				3	0	1		
4	Dan JONES	151	80	51	20	25			11	16	16	25	25	13	16	16	10																				3	1	2		
5	Scott SWANN	135	96	16	20	16	16	16	20	13	16	16	16	16	16	16	10																				0	2	4		
6	Victor RODRIGUEZ	110	121	25		11	16	25	25	13	20	20	20	20	20	20	20																				2	1	1		
7	Jack NIXON	110	121	0	16	10	20	20	20	20	20	20	20	11	10	13	10	20																			0	2	1		
8	Edmund BEST	101	130	9	10	11	8	10	13	10	10	10	16	6	7	7	7																				0	0	1		
9	Sam BURMAN	91	140	10	6	8	3	6	7	8	9	11	7	9	8	9	9																				0	0	0		
10	Jamie DAVIS	84	147	7	9	9	6	9	9	10	10	10	9	8	7	8	8																				0	0	0		
11	Jerry van de BUNT	76	155	8		7	10	10	10	10	10	10	8	10	9	10	13	9																			0	0	0		
12	Sharni PINFOLD	73	158	3	7	6	5	8	8	10	10	10	6	7	7	4	5																				0	0	0		
13	Jake ARCHER	46	185	27									11	13	11	11	11																				0	0	0		
14	Harry LEIGH	38	193	8	8	7	1	5	8	9	9	9	9	9	9	9	9																				0	0	0		
15	Connor SELLORS	21	210	17	5	5	4	7	7	7	7	7	7	7	7	7	7																				0	0	0		
16	Thomas SNOW	16	215	5							7	9	9	9	9	9	9																				0	0	0		
17	Osian JONES	11	220	5													5	6																			0	0	0		
18	Bradley WILSON	10	221	1	4	4	4	4	6	6	6	6	6	6	6	6	6																				0	0	0		
19	Ryan van de LAGEMAAT	9	222	1													9																				0	0	0		
20	Raul RODRIGUEZ	6	225	3		2	4	4	4	4	4	4	4	4	4	4	4																				0	0	0		
21		0	231	6																																	0	0	0		
22		0	208	0																																	0	0	0		
23		0	208	0																																	0	0	0		
24		0	208	0																																	0	0	0		
25		0	208	0																																	0	0	0		

2019 HEL Performance British Motostar Championship

MOTO 3 STANDARD POINTS AFTER ROUND 14

		TOTAL	GAP	DIFF																			Wins	Seconds	Thirds																
					1	2	3	4	5	6	7	8	9	10	11	12	13	14	15	16	17	18																			
						4th-6th May		Oulton Park International		14th-16th June		Brands Hatch GP		28th-30th June		Knockhill		2nd-3rd August		Thruxton		16th-18th August		Cadwell Park		6th-8th September		Oulton Park International		20th-22nd September		TT Circuit Assen		4th-6th October		Donington Park GP		18th-20th October		Brands Hatch GP	
1	Scott OGDEN	257			20	25	25	25	20	7				25	25	25	20	20	20	20																	6	5	0		
2	Cameron HORSMAN	245	12		25	20	20	20	25	20				20	20	25	25	25																				5	6	0	
3	Franco BOURNE	227	0	18	11	13	11	16	13	16	25	25	16	16	20	16	13	16																				2	1	6	
4	Harvey CLARIDGE	138	119	89	10	10	10		16	25			11	11	16		16	13																				1	0	3	
5	Josh HIATT	116	141	22	6	9	8		11	11	13	16	10		13	9	10																					0	0	1	
6	Corey TINKER	95	162	21	7	4	6	9	10				8	9	10	10	11	11																				0	0	0	
7	Jodie FIELDHOUSE	94	163	1	5	7	9				16	20	7	7	5	9	9																					0	1	1	
8	Charlie FARRER	87	170	7	16	16	16			13			13	13																								0	0	3	
9	Jeremy KNIGHT	80	177	7	9			11			20	13	10		7	10																						0	1	0	
10	Rhys IRWIN	50	207	30	13	11	13	13																														0	0	0	
11	Annabel THOMAS	48	209	2	8	8	7	10	7							8																						0	0	0	
12	Jamie LYONS	47	210	1		6			8	9					11	13																						0	0	0	
13	Ross MAGUIRE	32	225	15			5	8	9	10																												0	0	0	
14	Kyal TINKER	32	225	0	4	5	2	7	6	8																												0	0	0	
15	Louis RENDELL	31	226	1									9	8	8	6																						0	0	0	
16	Jack HART	20	237	11											9	11																						0	0	0	
17	Bradley WILSON	18	239	2							11					7																						0	0	0	
18	Calum BEACH	14	243	4	3	3	3	5																														0	0	0	
19	Ash BARNES	10	247	4			4	6																														0	0	0	
20	Harry LEIGH	8	249	2											8																							0	0	0	
21		0	257	8																																		0	0	0	
22		0	257	0																																		0	0	0	
23		0	257	0																																		0	0	0	
24		0	257	0																																		0	0	0	
25		0	257	0																																		0	0	0	