



HEL PERFORMANCE BRITISH MOTOSTAR

Round 3

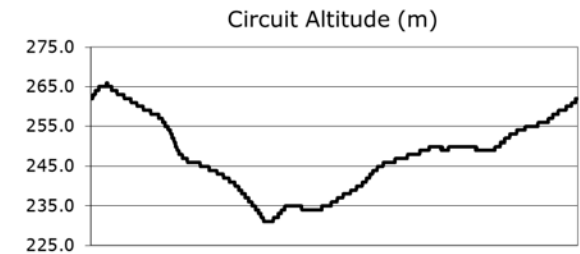
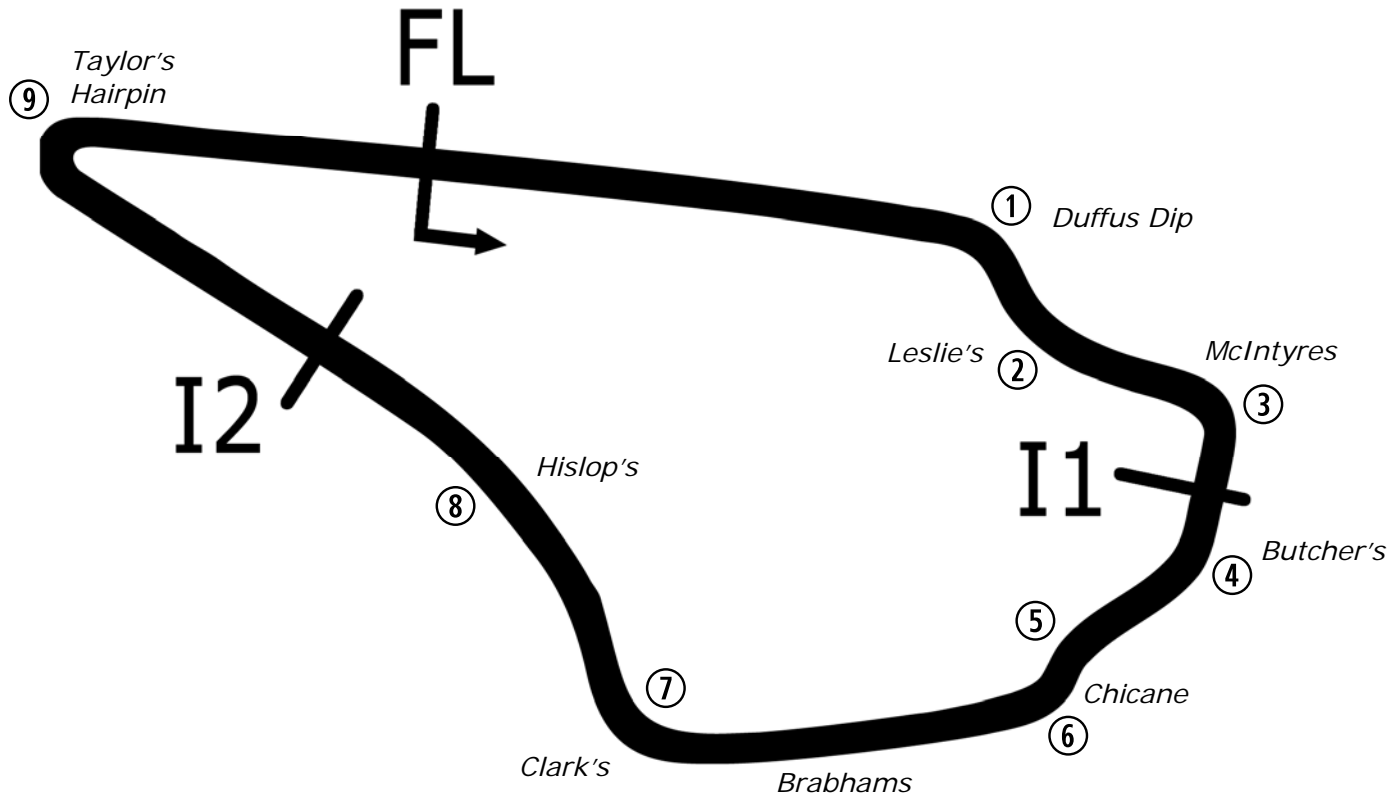
Knockhill

28th – 30th June 2019



Results Provided by Timing Solutions Ltd
www.tsl-timing.com

Knockhill



Length	1.2669 miles	2039.0 m	
FL		56.13099 N	3.50816 W
I1	697m	56.12864 N	3.49941 W
I2	1508m	56.12969 N	3.50906 W
Pit Entry	2039m	56.13098 N	3.50793 W
Pit Exit	183m after FL	56.13080 N	3.50519 W
Pit Entry-Pit Exit 175m, 10.5s @60kph, 7.8s @80kph			

Lap Records		Best Sector Information					
		Sector 1	S1 Trap (mph)	Sector 2	S2 Trap (mph)	Sector 3	F/L Trap (mph)
Superbike	47.462	15.689	NONE	18.488	151.1	12.789	145.2
Supersport	49.179	16.172	NONE	19.185	138.3	13.477	130.5
Superstock 1000	48.462	16.014	NONE	18.874	147.1	13.208	142.4
Superstock 600	50.603	16.576	NONE	19.672	135.5	13.896	128.8
Motostar	51.993	16.933	NONE	20.113	120.4	14.479	112.4
Sidecar 600	52.523	N/A	N/A	N/A	N/A	N/A	N/A
Ducati Cup	51.277	16.868	NONE	19.963	136.6	14.151	128.0
Junior Supersport	55.748	18.152	NONE	21.532	103.2	15.759	98.5



POS	NO	CL	PIC NAME	NAT	ENTRY	TIME	ON	LAPS	GAP	DIFF	MPH
1	1		1 Victor RODRIGUEZ	ESP	DR Moto - GA Competition	52.584	30	30			86.73
2	96		2 Brandon PAASCH	USA	KTM - FPW Racing	52.794	24	26	0.210	0.210	86.39
3	11		3 Dan JONES	GBR	KTM - City Lifting/RS Racing	52.838	23	25	0.254	0.044	86.32
4	14		4 Jack NIXON	GBR	KTM - Santander Salt	53.063	27	28	0.479	0.225	85.95
5	45		5 Scott SWANN	GBR	IFS KTM - IFS Team Swann Racing	53.085	23	23	0.501	0.022	85.92
6	64		6 Asher DURHAM	GBR	Mahindra - Microlise Cresswell Racing	53.540	21	31	0.956	0.455	85.19
7	70		7 Joshua WHATLEY	GBR	KTM - KRP	54.096	7	13	1.512	0.556	84.31
8	7		8 Edmund BEST	GBR	KTM - SymCirrus Motorsport	54.219	25	25	1.635	0.123	84.12
9	99		9 Jamie DAVIS	GBR	KTM - FPW Racing	54.862	21	26	2.278	0.643	83.13
10	71	S	1 Charlie FARRER	GBR	Honda - Banks Racing/MotoEngineering	54.974	23	23	2.390	0.112	82.96
11	54		10 Sam BURMAN	GBR	KTM - TeamWNT Burman Racing	55.029	24	29	2.445	0.055	82.88
12	48		11 Sharni PINFOLD	AUS	KTM - City Lifting/RS Racing	55.179	20	26	2.595	0.150	82.66
13	72	S	2 Cameron HORSMAN	GBR	Honda - Nova Racing/SP 125	55.302	6	29	2.718	0.123	82.47
14	2		12 Raul RODRIGUEZ	ESP	DR Moto - GA Competition	55.413	23	23	2.829	0.111	82.31
15	57	S	3 Josh HIATT	GBR	Honda - Sorrymate.com	55.421	25	27	2.837	0.008	82.29
16	16	S	4 Harvey CLARIDGE	GBR	Honda - Nova Racing/SP 125	55.492	28	29	2.908	0.071	82.19
17	88		13 Harry LEIGH	GBR	KTM - SymCirrus Motorsport	55.665	30	31	3.081	0.173	81.93
18	17	S	5 Franco BOURNE	GBR	Honda - Franco Bourne / SP125	55.958	26	29	3.374	0.293	81.50
19	22	S	6 Ross MAGUIRE	GBR	Honda - Stiggy Motorsport	56.414	21	26	3.830	0.456	80.85
20	35	S	7 Jeremy KNIGHT	GBR	Honda - Jeremy Knight Racing / SP125	56.504	11	11	3.920	0.090	80.72
21	77	S	8 Jamie LYONS	GBR	Honda - C&M Motors Ltd Racing	56.741	29	29	4.157	0.237	80.38
22	37	S	9 Corey TINKER	GBR	Honda - Microlise Cresswell Racing	57.055	12	19	4.471	0.314	79.94
23	27	S	10 Calum BEACH	GBR	Honda - Calum Beach Racing/SP 125	57.226	22	30	4.642	0.171	79.70
24	41	S	11 Kyal TINKER	GBR	Honda - Microlise Cresswell Racing	57.470	24	31	4.886	0.244	79.36
25	66	S	12 Annabel THOMAS	GBR	Honda - Four Anjels Racing	57.868	3	3	5.284	0.398	78.81
26	19	S	13 Scott OGDEN	GBR	Honda - Premium Motorhomes Scott Ogden Racing	59.557	2	2	6.973	1.689	76.58

CLASS "" - QUALIFYING LAPTIME (110.0% of 52.584) = 57.842

CLASS "S" - QUALIFYING LAPTIME (110.0% of 54.974) = 1:00.471

27	56		14 Bradley WILSON	GBR	Honda - B.Wilson Racing	58.359	24	28	5.775		78.15
----	----	--	-------------------	-----	-------------------------	--------	----	----	-------	--	-------

#16 - Lap 4, 5 & 21 times cancelled - Exceeding track limits at turn 3

#57 - Lap 9 time cancelled - Exceeding track limits at turn 3

#1 - Lap 14 time cancelled - Exceeding track limits at turn 7

Weather / Track : Bright / Dry

These results are provisional until the conclusion of any judicial and technical matters.

Knockhill

Circuit Length = 1.2669 miles

Start: 11:15 Flag 11:45 End: 11:46

Race Director :	Stewards :	Timekeeper :
-----------------	------------	--------------

Results can be found at www.britishsuperbike.com

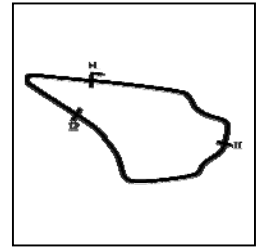
Printed - 11:47 Friday, 28 June 2019

MCRCB BULLETIN TK020

2019 Bennetts British Superbike Championship - Round 5

2019 HEL Performance British Motostar Championship

FREE PRACTICE 1 - SECTOR ANALYSIS



SECTOR 1 = FL to I1, SECTOR 2 = I1 to I2, SECTOR 3 = I2 to FL, DIFF = Difference To Personal Best Lap, P = Crossed Finish Line in Pit Lane, D = Time Disallowed

P1		1		Victor RODRIGUEZ		DR Moto - GA Competition			
IDEAL LAP TIME : 52.465		BEST LAP TIME : 52.584		DIFFERENCE : 0.119					
LAP	SECTOR 1	SECTOR 2	SECTOR 3	LAP TIME	MPH	DIFF	TIME OF DAY		
1 -	OUTLAP	22.810	109.6	15.950	106.0				11:16:21.401
2 -	19.330	21.919	114.5	15.595	105.6	56.844	80.23	4.260	11:17:18.245
3 -	18.512	21.662	113.3	15.245	107.2	55.419	82.30	2.835	11:18:13.664
4 -	17.980	21.369	114.3	15.374	107.0	54.723	83.34	2.139	11:19:08.387
5 -	18.099	21.734	112.5	15.210	107.5	55.043	82.86	2.459	11:20:03.430
6 -	17.889	20.896	116.5	15.195	107.0	53.980	84.49	1.396	11:20:57.410
7 -	17.757	20.775	115.3	14.972	106.8	53.504	85.24	0.920	11:21:50.914
8 -	17.634	21.292	114.9	14.912	107.8	53.838	84.71	1.254	11:22:44.752
9 -	17.521	21.048	114.7	15.181	107.8	53.750	84.85	1.166	11:23:38.502
10 -	18.067	22.191	110.5	15.474	107.0	55.732	81.84	3.148	11:24:34.234
11 -	17.593	20.755	115.1	14.843	107.5	53.191	85.74	0.607	11:25:27.425
12 -	17.862	20.728	115.5	15.145	106.1	53.735	84.88	1.151	11:26:21.160
13 -	17.595	20.890	114.7	14.906	107.2	53.391	85.42	0.807	11:27:14.551
14 -	17.610	21.084	114.9	18.642	35.8	57.336 D	79.55	4.752	11:28:11.887
15 -	OUTLAP	24.160	110.9	16.582	98.3	3:16.626	23.19	2:24.042	11:31:28.513
16 -	22.653	22.343	110.3	15.360	107.2	1:00.356	75.57	7.772	11:32:28.869
17 -	17.552	20.804	115.1	14.791	109.1	53.147	85.82	0.563	11:33:22.016
18 -	17.562	20.710	115.7	14.654	107.7	52.926	86.17	0.342	11:34:14.942
19 -	17.352	21.343	113.5	14.722	108.4	53.417	85.38	0.833	11:35:08.359
20 -	17.383	20.651	115.7	14.995	107.8	53.029	86.01	0.445	11:36:01.388
21 -	17.640	21.248	112.2	14.930	107.7	53.818	84.75	1.234	11:36:55.206
22 -	17.946	21.478	109.1	15.747	103.7	55.171	82.67	2.587	11:37:50.377
23 -	17.570	20.641	115.9	15.195	107.0	53.406	85.40	0.822	11:38:43.783
24 -	17.288	20.756	114.5	14.724	108.4	52.768 (2)	86.43	0.184	11:39:36.551
25 -	17.346	23.120	102.2	16.119	107.8	56.585	80.60	4.001	11:40:33.136
26 -	17.432	23.005	78.7	22.956	37.4	1:03.393	71.94	10.809	11:41:36.529
27 -	OUTLAP	21.148	116.1	14.790	108.2	1:09.749	65.39	17.165	11:42:46.278
28 -	17.356	20.753	115.9	14.822	107.7	52.931	86.17	0.347	11:43:39.209
29 -	17.350	20.671	115.5	14.752	107.8	52.773 (3)	86.42	0.189	11:44:31.982
30 -	17.249	20.562	115.9	14.773	109.1	52.584 (1)	86.73		11:45:24.566

MCRCB BULLETIN TK020

2019 Bennetts British Superbike Championship - Round 5

2019 HEL Performance British Motostar Championship

FREE PRACTICE 1 - SECTOR ANALYSIS



SECTOR 1 = FL to I1, SECTOR 2 = I1 to I2, SECTOR 3 = I2 to FL, DIFF = Difference To Personal Best Lap, P = Crossed Finish Line in Pit Lane, D = Time Disallowed

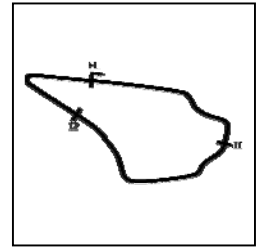
P2 96		Brandon PAASCH				KTM - FPW Racing			
IDEAL LAP TIME : 52.722		BEST LAP TIME : 52.794		DIFFERENCE : 0.072					
LAP	SECTOR 1	SECTOR 2	SECTOR 3	LAP TIME	MPH	DIFF	TIME OF DAY		
1 -	OUTLAP	22.509	111.6	16.688	101.6				11:19:08.715
2 -	18.399	22.087	113.1	15.735	107.3	56.221	81.12	3.427	11:20:04.936
3 -	17.987	31.826	106.8	16.028	104.0	1:05.841	69.27	13.047	11:21:10.777
4 -	18.227	21.570	114.5	15.508	106.8	55.305	82.47	2.511	11:22:06.082
5 -	18.077	21.300	113.5	15.167	107.0	54.544	83.62	1.750	11:23:00.626
6 -	17.732	21.041	114.5	15.106	107.3	53.879	84.65	1.085	11:23:54.505
7 -	18.311	22.407	103.2	15.844	105.0	56.562	80.63	3.768	11:24:51.067
8 -	17.933	20.970	115.9	15.130	106.1	54.033	84.41	1.239	11:25:45.100
9 -	18.166	21.438	114.3	15.126	107.2	54.730	83.33	1.936	11:26:39.830
10 -	18.041	21.546	113.7	15.154	107.5	54.741	83.32	1.947	11:27:34.571
11 -	17.913	22.854	97.5	21.869	32.6	1:02.636	72.81	9.842	11:28:37.207
12 -	OUTLAP	21.157	114.3	15.077	107.2	2:06.755	35.98	1:13.961	11:30:43.962
13 -	17.806	20.882	114.1	15.038	106.0	53.726	84.89	0.932	11:31:37.688
14 -	17.596	20.880	114.7	14.957	107.0	53.433	85.36	0.639	11:32:31.121
15 -	17.472	20.733	114.9	15.734	102.9	53.939	84.56	1.145	11:33:25.060
16 -	18.610	23.314	91.6	21.073	42.3	1:02.997	72.40	10.203	11:34:28.057
17 -	OUTLAP	22.220	111.6	15.210	106.6	2:27.536	30.91	1:34.742	11:36:55.593
18 -	17.700	21.377	112.0	14.911	106.8	53.988	84.48	1.194	11:37:49.581
19 -	17.545	20.695	114.9	15.112	106.6	53.352	85.49	0.558	11:38:42.933
20 -	17.450	20.599	114.9	14.997	106.8	53.046 (3)	85.98	0.252	11:39:35.979
21 -	17.638	22.980	95.3	15.861	107.0	56.479	80.75	3.685	11:40:32.458
22 -	17.869	24.601	62.1	19.727	106.3	1:02.197	73.33	9.403	11:41:34.655
23 -	17.395	20.581	115.3	14.904	107.2	52.880 (2)	86.25	0.086	11:42:27.535
24 -	17.380	20.653	115.3	14.761	107.0	52.794 (1)	86.39		11:43:20.329
25 -	18.519	25.798	74.2	16.183	107.8	1:00.500	75.39	7.706	11:44:20.829
26 -	18.021	23.239	113.7	15.010	106.3	56.270	81.05	3.476	11:45:17.099

P3 11		Dan JONES				KTM - City Lifting/RS Racing			
IDEAL LAP TIME : 52.763		BEST LAP TIME : 52.838		DIFFERENCE : 0.075					
LAP	SECTOR 1	SECTOR 2	SECTOR 3	LAP TIME	MPH	DIFF	TIME OF DAY		
1 -	OUTLAP	23.047	111.2	15.768	108.9				11:16:33.778
2 -	18.914	22.266	115.3	15.512	107.7	56.692	80.45	3.854	11:17:30.470
3 -	18.385	23.521	97.8	16.073	109.1	57.979	78.66	5.141	11:18:28.449
4 -	18.398	22.355	115.1	15.424	109.1	56.177	81.19	3.339	11:19:24.626
5 -	17.973	21.546	116.3	15.568	108.7	55.087	82.79	2.249	11:20:19.713
6 -	18.022	21.067	117.3	15.195	108.9	54.284	84.02	1.446	11:21:13.997
7 -	18.166	21.874	109.6	15.379	108.7	55.419	82.30	2.581	11:22:09.416
8 -	17.773	20.853	116.3	15.197	108.7	53.823	84.74	0.985	11:23:03.239
9 -	17.636	22.146	104.8	20.062	34.7	59.844	76.21	7.006	11:24:03.083
10 -	OUTLAP	21.326	115.9	15.268	107.8	4:19.383	17.58	3:26.545	11:28:22.466
11 -	17.759	21.976	105.8	17.499	108.7	57.234	79.69	4.396	11:29:19.700
12 -	17.574	20.755	117.1	14.964	108.9	53.293	85.58	0.455	11:30:12.993
13 -	17.779	21.420	116.1	16.677	108.7	55.876	81.62	3.038	11:31:08.869
14 -	17.529	21.070	115.9	14.928	108.7	53.527	85.21	0.689	11:32:02.396
15 -	17.490	20.819	116.5	14.859	108.9	53.168	85.78	0.330	11:32:55.564
16 -	18.087	22.295	108.4	18.784	45.5	59.166	77.09	6.328	11:33:54.730
17 -	OUTLAP	21.141	116.5	15.087	108.2	3:32.955	21.41	2:40.117	11:37:27.685
18 -	17.505	20.797	115.9	15.052	107.8	53.354	85.48	0.516	11:38:21.039
19 -	17.830	21.775	116.1	15.088	109.1	54.693	83.39	1.855	11:39:15.732
20 -	17.271	20.915	116.1	14.809	109.2	52.995 (2)	86.06	0.157	11:40:08.727
21 -	17.766	22.376	93.0	18.209	50.4	58.351	78.16	5.513	11:41:07.078
22 -	OUTLAP	20.911	117.1	14.838	108.9	1:44.966	43.45	52.128	11:42:52.044
23 -	17.346	20.712	116.5	14.780	108.4	52.838 (1)	86.32		11:43:44.882
24 -	17.739	21.392	115.9	14.888	108.5	54.019	84.43	1.181	11:44:38.901
25 -	17.337	20.784	115.5	14.985	107.7	53.106 (3)	85.88	0.268	11:45:32.007

Weather / Track : Bright / Dry

Knockhill
Circuit Length = 1.2669 miles
Start: 11:15 Flag 11:45 End: 11:46

FREE PRACTICE 1 - SECTOR ANALYSIS



SECTOR 1 = FL to I1, SECTOR 2 = I1 to I2, SECTOR 3 = I2 to FL, DIFF = Difference To Personal Best Lap, P = Crossed Finish Line in Pit Lane, D = Time Disallowed

P4 14		Jack NIXON				KTM - Santander Salt			
IDEAL LAP TIME : 52.987		BEST LAP TIME : 53.063		DIFFERENCE : 0.076					
LAP	SECTOR 1	SECTOR 2		SECTOR 3		LAP TIME	MPH	DIFF	TIME OF DAY
1 -	OUTLAP	23.224	111.2	16.466	105.3				11:16:47.741
2 -	19.259	21.568	114.7	15.627	106.5	56.454	80.79	3.391	11:17:44.195
3 -	18.652	24.158	110.7	15.521	106.6	58.331	78.19	5.268	11:18:42.526
4 -	18.395	21.463	113.3	15.572	107.0	55.430	82.28	2.367	11:19:37.956
5 -	18.503	21.400	115.5	15.551	107.7	55.454	82.25	2.391	11:20:33.410
6 -	17.968	20.928	116.9	15.411	108.4	54.307	83.98	1.244	11:21:27.717
7 -	18.044	20.921	115.3	15.180	107.8	54.145	84.23	1.082	11:22:21.862
8 -	17.885	21.540	114.7	15.216	107.5	54.641	83.47	1.578	11:23:16.503
9 -	17.834	20.828	115.1	15.425	107.5	54.087	84.32	1.024	11:24:10.590
10 -	17.683	20.746	115.5	15.406	106.5	53.835	84.72	0.772	11:25:04.425
11 -	17.571	20.633	116.5	14.976	108.2	53.180 (3)	85.76	0.117	11:25:57.605
12 -	18.129	22.411	100.6	21.161	34.6	1:01.701	73.92	8.638	11:26:59.306
13 -	OUTLAP	22.158	112.0	15.647	107.0	2:18.204	33.00	1:25.141	11:29:17.510
14 -	17.900	20.894	115.3	15.136	107.2	53.930	84.57	0.867	11:30:11.440
15 -	18.204	21.359	116.1	15.357	107.3	54.920	83.05	1.857	11:31:06.360
16 -	17.731	20.800	114.1	15.084	107.5	53.615	85.07	0.552	11:31:59.975
17 -	17.742	20.752	115.7	15.096	107.3	53.590	85.11	0.527	11:32:53.565
18 -	18.222	21.139	114.3	15.243	107.7	54.604	83.53	1.541	11:33:48.169
19 -	17.555	20.593	116.9	15.078	108.2	53.226	85.69	0.163	11:34:41.395
20 -	17.456	20.805	114.7	14.983	108.0	53.244	85.66	0.181	11:35:34.639
21 -	17.514	20.624	115.3	15.025	108.0	53.163 (2)	85.79	0.100	11:36:27.802
22 -	17.608	22.386	104.6	20.728	34.5	1:00.722	75.11	7.659	11:37:28.524
23 -	OUTLAP	22.527	113.3	15.472	107.0	3:03.238	24.89	2:10.175	11:40:31.762
24 -	18.330	21.761	107.7	19.229	37.7	59.320	76.88	6.257	11:41:31.082
25 -	OUTLAP	21.273	114.5	15.357	107.7	1:34.125	48.45	41.062	11:43:05.207
26 -	17.645	20.695	116.1	15.311	108.2	53.651	85.01	0.588	11:43:58.858
27 -	17.418	20.596	115.1	15.049	108.0	53.063 (1)	85.95		11:44:51.921
28 -	17.509	21.927	115.1	15.677	107.2	55.113	82.75	2.050	11:45:47.034

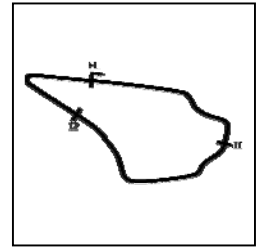
P5 45		Scott SWANN				IFS KTM - IFS Team Swann Racing			
IDEAL LAP TIME : 53.058		BEST LAP TIME : 53.085		DIFFERENCE : 0.027					
LAP	SECTOR 1	SECTOR 2		SECTOR 3		LAP TIME	MPH	DIFF	TIME OF DAY
1 -	OUTLAP	26.729	102.7	16.460	103.4				11:18:55.963
2 -	20.030	23.744	108.5	17.784	100.4	1:01.558	74.09	8.473	11:19:57.521
3 -	19.536	21.738	113.9	15.526	105.8	56.800	80.30	3.715	11:20:54.321
4 -	18.391	21.336	113.7	15.458	105.6	55.185	82.65	2.100	11:21:49.506
5 -	18.099	21.308	114.1	15.076	106.8	54.483	83.71	1.398	11:22:43.989
6 -	18.090	21.029	113.9	15.081	106.6	54.200	84.15	1.115	11:23:38.189
7 -	17.988	21.870	112.0	22.679	32.7	1:02.537	72.93	9.452	11:24:40.726
8 -	OUTLAP	22.381	109.8	15.816	105.5	3:57.329	19.21	3:04.244	11:28:38.055
9 -	18.303	21.422	112.2	15.238	107.0	54.963	82.98	1.878	11:29:33.018
10 -	17.840	20.904	114.7	15.475	106.5	54.219	84.12	1.134	11:30:27.237
11 -	17.941	21.124	113.9	15.110	107.7	54.175	84.19	1.090	11:31:21.412
12 -	17.608	20.779	114.7	15.012	106.1	53.399 (3)	85.41	0.314	11:32:14.811
13 -	17.899	20.944	114.5	15.199	106.1	54.042	84.39	0.957	11:33:08.853
14 -	17.786	20.830	114.3	15.362	106.6	53.978	84.49	0.893	11:34:02.831
15 -	18.232	21.479	112.4	18.896	43.3	58.607	77.82	5.522	11:35:01.438
16 -	OUTLAP	25.189	109.1	17.607	82.4	4:05.990	18.54	3:12.905	11:39:07.428
17 -	18.958	21.075	114.5	15.548	106.3	55.581	82.06	2.496	11:40:03.009
18 -	17.734	20.731	114.7	15.172	105.8	53.637	85.03	0.552	11:40:56.646
19 -	17.730	20.769	114.5	15.114	105.8	53.613	85.07	0.528	11:41:50.259
20 -	17.731	20.737	115.3	15.615	105.3	54.083	84.33	0.998	11:42:44.342
21 -	17.962	20.839	114.9	15.012	106.6	53.813	84.75	0.728	11:43:38.155
22 -	17.602	20.621	114.5	14.920	106.5	53.143 (2)	85.82	0.058	11:44:31.298
23 -	17.617	20.536	114.3	14.932	106.3	53.085 (1)	85.92		11:45:24.383

MCRCB BULLETIN TK020

2019 Bennetts British Superbike Championship - Round 5

2019 HEL Performance British Motostar Championship

FREE PRACTICE 1 - SECTOR ANALYSIS



SECTOR 1 = FL to I1, SECTOR 2 = I1 to I2, SECTOR 3 = I2 to FL, DIFF = Difference To Personal Best Lap, P = Crossed Finish Line in Pit Lane, D = Time Disallowed

P6 64 Asher DURHAM		Mahindra - Microlise Cresswell Racing					
IDEAL LAP TIME : 53.535		BEST LAP TIME : 53.540		DIFFERENCE : 0.005			
LAP	SECTOR 1	SECTOR 2	SECTOR 3	LAP TIME	MPH	DIFF	TIME OF DAY
1 -	OUTLAP	21.835	112.9	16.230	106.1		11:16:12.613
2 -	18.711	21.400	112.7	15.883	104.6	55.994	11:17:08.607
3 -	17.949	21.265	112.2	15.858	106.0	55.072	11:18:03.679
4 -	17.988	21.576	112.7	15.884	106.1	55.448	11:18:59.127
5 -	17.791	21.356	112.9	15.820	106.1	54.967	11:19:54.094
6 -	17.754	21.016	114.9	15.574	106.0	54.344	11:20:48.438
7 -	17.787	20.948	114.1	15.569	104.2	54.304	11:21:42.742
8 -	18.038	21.271	114.1	15.448	107.3	54.757	11:22:37.499
9 -	18.055	22.454	107.2	23.168	28.8	1:03.677	11:23:41.176
10 -	OUTLAP	21.266	113.9	15.667	105.3	2:14.827	11:25:56.003
11 -	18.768	21.325	113.3	15.833	105.6	55.926	11:26:51.929
12 -	17.941	21.184	113.7	15.934	105.3	55.059	11:27:46.988
13 -	17.977	21.484	113.1	15.489	105.3	54.950	11:28:41.938
14 -	17.686	21.169	113.5	15.553	106.1	54.408	11:29:36.346
15 -	18.167	21.245	113.5	15.599	105.0	55.011	11:30:31.357
16 -	17.716	21.540	112.9	18.362	99.8	57.618	11:31:28.975
17 -	19.996	22.275	112.0	15.648	106.0	57.919	11:32:26.894
18 -	17.691	21.146	112.9	15.629	106.3	54.466	11:33:21.360
19 -	17.788	21.163	112.5	15.211	106.6	54.162	11:34:15.522
20 -	17.514	20.958	115.7	15.300	106.1	53.772 (3)	11:35:09.294
21 -	17.451	20.873	114.3	15.216	106.6	53.540 (1)	11:36:02.834
22 -	17.485	21.497	112.7	15.467	106.0	54.449	11:36:57.283
23 -	17.563	21.151	113.9	15.385	106.8	54.099	11:37:51.382
24 -	17.477	20.878	114.7	15.524	106.3	53.879	11:38:45.261
25 -	17.594	20.970	114.3	15.459	106.1	54.023	11:39:39.284
26 -	17.606	21.090	111.6	16.527	106.6	55.223	11:40:34.507
27 -	17.587	22.810	70.7	20.235	100.9	1:00.632	11:41:35.139
28 -	17.722	20.993	114.1	15.388	106.8	54.103	11:42:29.242
29 -	17.457	20.942	114.3	15.245	106.3	53.644 (2)	11:43:22.886
30 -	17.514	25.068	74.0	16.493	106.8	59.075	11:44:21.961
31 -	17.462	21.032	112.9	15.411	105.8	53.905	11:45:15.866

P7 70 Joshua WHATLEY		KTM - KRP					
IDEAL LAP TIME : 53.843		BEST LAP TIME : 54.096		DIFFERENCE : 0.253			
LAP	SECTOR 1	SECTOR 2	SECTOR 3	LAP TIME	MPH	DIFF	TIME OF DAY
1 -	OUTLAP	23.988	105.8	18.632	105.1		11:16:07.076
2 -	19.136	22.337	115.1	16.089	104.3	57.562	11:17:04.638
3 -	18.521	22.113	113.9	15.599	107.0	56.233	11:18:00.871
4 -	17.966	21.783	114.1	15.488	106.1	55.237	11:18:56.108
5 -	17.994	21.754	113.7	15.416	106.6	55.164	11:19:51.272
6 -	18.331	22.631	108.5	16.365	107.7	57.327	11:20:48.599
7 -	17.843	21.169	116.1	15.084	108.0	54.096 (1)	11:21:42.695
8 -	17.590	21.422	115.1	15.305	107.3	54.317 (2)	11:22:37.012
9 -	18.246	22.457	106.6	20.575	31.8	1:01.278	11:23:38.290
10 -	OUTLAP	21.978	112.5	15.681	107.2	3:11.071	11:26:49.361
11 -	17.767	21.885	107.8	21.292	26.6	1:00.944	11:27:50.305
12 -	OUTLAP	21.998	111.8	15.610	105.5	5:47.237	11:33:37.542
13 -	17.804	21.754	112.5	15.429	105.8	54.987 (3)	11:34:32.529

Weather / Track : Bright / Dry

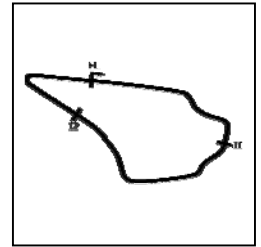
Knockhill
 Circuit Length = 1.2669 miles
 Start: 11:15 Flag 11:45 End: 11:46

MCRCB BULLETIN TK020

2019 Bennetts British Superbike Championship - Round 5

2019 HEL Performance British Motostar Championship

FREE PRACTICE 1 - SECTOR ANALYSIS



SECTOR 1 = FL to I1, SECTOR 2 = I1 to I2, SECTOR 3 = I2 to FL, DIFF = Difference To Personal Best Lap, P = Crossed Finish Line in Pit Lane, D = Time Disallowed

P8		7		Edmund BEST		KTM - SymCirrus Motorsport			
IDEAL LAP TIME : 54.058		BEST LAP TIME : 54.219		DIFFERENCE : 0.161					
LAP	SECTOR 1	SECTOR 2	SECTOR 3	LAP TIME	MPH	DIFF	TIME OF DAY		
1 -	OUTLAP	22.682	107.8	16.148	103.4		11:16:33.553		
2 -	18.996	22.446	110.1	15.827	104.2	57.269	79.64	3.050	11:17:30.822
3 -	18.555	22.672	107.3	15.975	105.0	57.202	79.73	2.983	11:18:28.024
4 -	18.536	21.422	110.7	15.987	104.2	55.945	81.52	1.726	11:19:23.969
5 -	18.320	22.683	112.2	15.733	105.0	56.736	80.39	2.517	11:20:20.705
6 -	18.328	21.150	112.9	15.565	105.6	55.043	82.86	0.824	11:21:15.748
7 -	18.431	21.675	113.3	15.635	104.0	55.741	81.82	1.522	11:22:11.489
8 -	18.152	21.160	112.0	15.550	104.2	54.862	83.13	0.643	11:23:06.351
9 -	18.175	21.317	112.0	15.705	104.2	55.197	82.63	0.978	11:24:01.548
10 -	18.151	21.291	112.0	15.567	104.0	55.009	82.91	0.790	11:24:56.557
11 -	18.892	21.538	112.5	19.133	39.4	59.563	76.57	5.344	11:25:56.120
12 -	OUTLAP	21.524	111.8	15.617	104.6	7:32.942	10.06	6:38.723	11:33:29.062
13 -	18.147	21.056	112.7	15.371	104.8	54.574	83.57	0.355	11:34:23.636
14 -	17.857	21.355	111.2	15.484	106.0	54.696	83.39	0.477	11:35:18.332
15 -	18.083	21.013	112.4	15.330	105.1	54.426	83.80	0.207	11:36:12.758
16 -	17.930	21.234	112.0	15.412	105.3	54.576	83.57	0.357	11:37:07.334
17 -	17.842	21.160	112.2	16.432	103.8	55.434	82.28	1.215	11:38:02.768
18 -	17.956	21.226	113.1	15.585	103.7	54.767	83.28	0.548	11:38:57.535
19 -	17.976	20.975	112.7	15.536	104.6	54.487	83.71	0.268	11:39:52.022
20 -	17.944	21.058	112.2	15.431	105.0	54.433	83.79	0.214	11:40:46.455
21 -	17.900	20.996	112.4	15.548	105.0	54.444	83.77	0.225	11:41:40.899
22 -	17.807	20.961	113.1	15.535	104.5	54.303 (2)	83.99	0.084	11:42:35.202
23 -	17.895	20.939	112.5	15.542	104.6	54.376 (3)	83.88	0.157	11:43:29.578
24 -	17.880	21.227	111.2	15.708	105.5	54.815	83.20	0.596	11:44:24.393
25 -	17.789	21.001	112.5	15.429	105.1	54.219 (1)	84.12		11:45:18.612

P9		99		Jamie DAVIS		KTM - FPW Racing			
IDEAL LAP TIME : 54.639		BEST LAP TIME : 54.862		DIFFERENCE : 0.223					
LAP	SECTOR 1	SECTOR 2	SECTOR 3	LAP TIME	MPH	DIFF	TIME OF DAY		
1 -	OUTLAP	24.995	106.1	17.114	104.3		11:17:31.863		
2 -	19.304	23.554	110.5	16.188	105.5	59.046	77.24	4.184	11:18:30.909
3 -	18.941	22.798	111.8	16.373	105.0	58.112	78.48	3.250	11:19:29.021
4 -	18.728	22.831	112.5	16.273	105.1	57.832	78.86	2.970	11:20:26.853
5 -	18.792	22.370	112.7	15.893	105.3	57.055	79.94	2.193	11:21:23.908
6 -	18.573	22.338	112.4	15.850	105.5	56.761	80.35	1.899	11:22:20.669
7 -	18.581	21.978	112.9	15.566	106.1	56.125	81.26	1.263	11:23:16.794
8 -	18.147	21.711	113.1	15.833	105.1	55.691	81.90	0.829	11:24:12.485
9 -	18.189	21.871	113.5	15.551	106.3	55.611	82.01	0.749	11:25:08.096
10 -	18.372	21.919	113.5	15.644	105.0	55.935	81.54	1.073	11:26:04.031
11 -	18.450	21.804	113.1	15.612	105.0	55.866	81.64	1.004	11:26:59.897
12 -	18.249	21.612	113.7	15.498	104.8	55.359	82.39	0.497	11:27:55.256
13 -	18.204	22.469	107.2	22.069	24.9	1:02.742	72.69	7.880	11:28:57.998
14 -	OUTLAP	24.055	110.3	15.751	105.1	2:46.892	27.32	1:52.030	11:31:44.890
15 -	18.082	21.544	112.9	15.535	105.5	55.161	82.68	0.299	11:32:40.051
16 -	18.211	21.629	113.7	15.549	106.3	55.389	82.34	0.527	11:33:35.440
17 -	18.072	21.550	113.5	15.713	106.3	55.335	82.42	0.473	11:34:30.775
18 -	18.070	21.617	113.3	15.589	105.1	55.276	82.51	0.414	11:35:26.051
19 -	18.231	21.849	111.8	19.795	28.1	59.875	76.17	5.013	11:36:25.926
20 -	OUTLAP	22.114	112.7	15.817	104.8	2:48.619	27.04	1:53.757	11:39:14.545
21 -	18.015	21.399	112.2	15.448	106.8	54.862 (1)	83.13		11:40:09.407
22 -	17.792	21.482	114.1	20.140	32.5	59.414	76.76	4.552	11:41:08.821
23 -	OUTLAP	21.532	112.9	15.667	105.1	1:12.028	63.32	17.166	11:42:20.849
24 -	18.000	21.549	113.5	15.600	105.8	55.149 (3)	82.70	0.287	11:43:15.998
25 -	18.004	21.482	113.9	15.621	106.0	55.107 (2)	82.76	0.245	11:44:11.105
26 -	18.088	21.722	112.7	15.561	105.0	55.371	82.37	0.509	11:45:06.476

Weather / Track : Bright / Dry

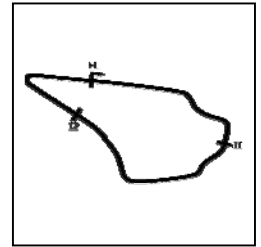
Knockhill
Circuit Length = 1.2669 miles
Start: 11:15 Flag 11:45 End: 11:46

MCRCB BULLETIN TK020

2019 Bennetts British Superbike Championship - Round 5

2019 HEL Performance British Motostar Championship

FREE PRACTICE 1 - SECTOR ANALYSIS



SECTOR 1 = FL to I1, SECTOR 2 = I1 to I2, SECTOR 3 = I2 to FL, DIFF = Difference To Personal Best Lap, P = Crossed Finish Line in Pit Lane, D = Time Disallowed

P10 71 S		Charlie FARRER				Honda - Banks Racing/MotoEngineering			
IDEAL LAP TIME : 54.965		BEST LAP TIME : 54.974		DIFFERENCE : 0.009					
LAP	SECTOR 1	SECTOR 2		SECTOR 3		LAP TIME	MPH	DIFF	TIME OF DAY
1 -	OUTLAP	23.496	105.3	16.946	96.2				11:16:38.035
2 -	19.679	22.389	107.2	16.071	98.9	58.139	78.45	3.165	11:17:36.174
3 -	19.059	23.228	101.9	16.014	100.3	58.301	78.23	3.327	11:18:34.475
4 -	19.052	23.583	105.8	16.531	99.2	59.166	77.09	4.192	11:19:33.641
5 -	19.709	21.899	108.0	15.893	100.3	57.501	79.32	2.527	11:20:31.142
6 -	18.691	21.802	109.8	15.808	100.9	56.301	81.01	1.327	11:21:27.443
7 -	18.591	21.516	108.5	15.769	100.0	55.876	81.62	0.902	11:22:23.319
8 -	18.523	22.108	107.8	16.618	99.1	57.249	79.67	2.275	11:23:20.568
9 -	18.578	21.620	107.8	15.634	100.0	55.832	81.69	0.858	11:24:16.400
10 -	18.576	21.536	108.2	15.761	99.4	55.873	81.63	0.899	11:25:12.273
11 -	19.914	25.313	87.7	23.973	27.4	1:09.200	65.91	14.226	11:26:21.473
12 -	OUTLAP	23.274	106.3	15.908	99.7	5:33.629	13.67	4:38.655	11:31:55.102
13 -	18.637	21.524	108.0	15.712	100.0	55.873	81.63	0.899	11:32:50.975
14 -	18.423	21.535	108.0	15.637	100.1	55.595	82.04	0.621	11:33:46.570
15 -	18.457	21.213	109.1	15.706	101.2	55.376	82.36	0.402	11:34:41.946
16 -	18.192	21.232	109.1	15.620	101.3	55.044 (2)	82.86	0.070	11:35:36.990
17 -	18.280	21.233	108.2	15.641	100.3	55.154 (3)	82.69	0.180	11:36:32.144
18 -	19.026	23.772	101.3	24.375	27.9	1:07.173	67.90	12.199	11:37:39.317
19 -	OUTLAP	26.133	107.3	17.044	93.5	4:26.377	17.12	3:31.403	11:42:05.694
20 -	18.838	21.695	109.2	15.626	100.9	56.159	81.21	1.185	11:43:01.853
21 -	18.655	22.597	106.6	15.854	100.6	57.106	79.87	2.132	11:43:58.959
22 -	18.285	21.266	108.4	15.631	100.4	55.182	82.65	0.208	11:44:54.141
23 -	18.175	21.222	108.9	15.577	101.8	54.974 (1)	82.96		11:45:49.115

P11 54		Sam BURMAN				KTM - TeamWNT Burman Racing			
IDEAL LAP TIME : 54.735		BEST LAP TIME : 55.029		DIFFERENCE : 0.294					
LAP	SECTOR 1	SECTOR 2		SECTOR 3		LAP TIME	MPH	DIFF	TIME OF DAY
1 -	OUTLAP	23.895	111.8	16.742	105.5				11:16:06.241
2 -	19.396	22.569	113.3	16.279	104.3	58.244	78.31	3.215	11:17:04.485
3 -	19.492	22.403	113.7	16.076	106.0	57.971	78.67	2.942	11:18:02.456
4 -	18.834	22.426	113.5	15.981	106.5	57.241	79.68	2.212	11:18:59.697
5 -	18.610	22.104	113.7	16.315	106.5	57.029	79.97	2.000	11:19:56.726
6 -	18.806	21.782	114.5	15.769	107.0	56.357	80.93	1.328	11:20:53.083
7 -	18.587	21.848	114.7	15.870	106.1	56.305	81.00	1.276	11:21:49.388
8 -	18.787	22.040	114.7	15.562	106.8	56.389	80.88	1.360	11:22:45.777
9 -	18.515	21.754	114.9	15.592	106.5	55.861	81.65	0.832	11:23:41.638
10 -	18.666	22.164	112.9	21.085	42.7	1:01.915	73.66	6.886	11:24:43.553
11 -	OUTLAP	23.217	113.3	15.846	106.0	2:55.756	25.95	2:00.727	11:27:39.309
12 -	18.771	21.920	113.1	16.004	107.0	56.695	80.45	1.666	11:28:36.004
13 -	18.455	21.786	114.5	15.429	107.5	55.670	81.93	0.641	11:29:31.674
14 -	18.306	21.547	115.3	15.550	106.3	55.403	82.32	0.374	11:30:27.077
15 -	18.729	21.523	115.5	15.603	107.5	55.855	81.65	0.826	11:31:22.932
16 -	18.258	21.766	114.1	15.480	107.3	55.504	82.17	0.475	11:32:18.436
17 -	18.353	21.634	114.5	15.791	106.0	55.778	81.77	0.749	11:33:14.214
18 -	18.275	21.487	113.7	15.970	106.1	55.732	81.84	0.703	11:34:09.946
19 -	18.416	21.739	114.1	15.567	107.8	55.722	81.85	0.693	11:35:05.668
20 -	18.307	21.688	112.9	15.562	106.5	55.557	82.09	0.528	11:36:01.225
21 -	18.645	22.154	113.5	15.710	107.7	56.509	80.71	1.480	11:36:57.734
22 -	18.068	21.520	115.9	20.459	48.0	1:00.047	75.95	5.018	11:37:57.781
23 -	OUTLAP	23.240	104.5	17.719	105.1	2:05.632	36.30	1:10.603	11:40:03.413
24 -	18.106	21.316	114.7	15.607	107.0	55.029 (1)	82.88		11:40:58.442
25 -	18.191	21.418	115.3	15.563	106.3	55.172 (2)	82.67	0.143	11:41:53.614
26 -	18.421	21.540	114.9	15.364	107.5	55.325	82.44	0.296	11:42:48.939
27 -	18.055	21.583	115.5	15.566	106.6	55.204 (3)	82.62	0.175	11:43:44.143
28 -	18.260	21.584	114.3	15.576	107.7	55.420	82.30	0.391	11:44:39.563
29 -	18.319	21.601	114.5	15.525	107.2	55.445	82.26	0.416	11:45:35.008

Weather / Track : Bright / Dry

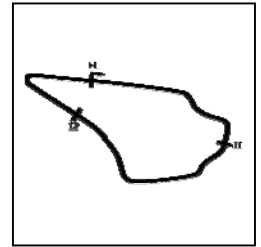
Knockhill
Circuit Length = 1.2669 miles
Start: 11:15 Flag 11:45 End: 11:46

MCRCB BULLETIN TK020

2019 Bennetts British Superbike Championship - Round 5

2019 HEL Performance British Motostar Championship

FREE PRACTICE 1 - SECTOR ANALYSIS



SECTOR 1 = FL to I1, SECTOR 2 = I1 to I2, SECTOR 3 = I2 to FL, DIFF = Difference To Personal Best Lap, P = Crossed Finish Line in Pit Lane, D = Time Disallowed

P12 48		Sharni PINFOLD				KTM - City Lifting/RS Racing			
IDEAL LAP TIME : 54.927		BEST LAP TIME : 55.179		DIFFERENCE : 0.252					
LAP	SECTOR 1	SECTOR 2		SECTOR 3		LAP TIME	MPH	DIFF	TIME OF DAY
1 -	OUTLAP	23.790	107.0	16.791	104.8				11:16:22.714
2 -	19.637	22.996	112.0	16.224	105.6	58.857	77.49	3.678	11:17:21.571
3 -	19.235	23.006	108.5	15.777	106.3	58.018	78.61	2.839	11:18:19.589
4 -	19.099	21.998	110.3	16.038	106.3	57.135	79.83	1.956	11:19:16.724
5 -	19.328	22.541	111.1	15.672	106.0	57.541	79.26	2.362	11:20:14.265
6 -	18.930	22.047	113.3	15.773	107.8	56.750	80.37	1.571	11:21:11.015
7 -	18.774	21.695	114.5	15.648	106.6	56.117	81.27	0.938	11:22:07.132
8 -	18.596	21.794	112.4	17.974	41.7	58.364	78.14	3.185	11:23:05.496
9 -	OUTLAP	22.005	114.3	15.625	107.0	4:17.296	17.72	3:22.117	11:27:22.792
10 -	18.538	21.888	113.5	15.625	105.6	56.051	81.37	0.872	11:28:18.843
11 -	18.646	21.645	113.9	15.772	106.6	56.063	81.35	0.884	11:29:14.906
12 -	18.466	22.044	111.4	15.553	107.3	56.063	81.35	0.884	11:30:10.969
13 -	18.512	21.819	114.5	15.506	108.2	55.837	81.68	0.658	11:31:06.806
14 -	18.612	22.236	115.5	15.663	107.0	56.511	80.71	1.332	11:32:03.317
15 -	18.407	22.354	111.6	15.370	107.0	56.131	81.25	0.952	11:32:59.448
16 -	18.443	21.897	113.7	15.514	106.8	55.854	81.66	0.675	11:33:55.302
17 -	18.423	21.717	113.7	15.473	107.2	55.613	82.01	0.434	11:34:50.915
18 -	18.446	21.864	112.2	19.457	36.4	59.767	76.31	4.588	11:35:50.682
19 -	OUTLAP	21.910	113.9	15.682	107.5	3:25.618	22.18	2:30.439	11:39:16.300
20 -	18.184	21.545	114.1	15.450	106.8	55.179 (1)	82.66		11:40:11.479
21 -	18.280	21.453	114.5	15.477	107.7	55.210 (2)	82.61	0.031	11:41:06.689
22 -	18.268	21.842	113.1	15.451	106.8	55.561	82.09	0.382	11:42:02.250
23 -	19.024	22.266	114.3	15.568	107.5	56.858	80.21	1.679	11:42:59.108
24 -	18.361	21.557	114.1	15.555	106.8	55.473	82.22	0.294	11:43:54.581
25 -	18.354	21.464	113.9	15.484	106.1	55.302	82.47	0.123	11:44:49.883
26 -	18.317	21.373	114.5	15.589	105.1	55.279 (3)	82.51	0.100	11:45:45.162

P13 72 S		Cameron HORSMAN				Honda - Nova Racing/SP 125			
IDEAL LAP TIME : 55.106		BEST LAP TIME : 55.302		DIFFERENCE : 0.196					
LAP	SECTOR 1	SECTOR 2		SECTOR 3		LAP TIME	MPH	DIFF	TIME OF DAY
1 -	OUTLAP	23.890	107.5	17.091	99.4				11:16:13.869
2 -	19.123	22.000	107.7	15.984	100.4	57.107	79.86	1.805	11:17:10.976
3 -	18.613	22.232	107.3	15.911	101.0	56.756	80.36	1.454	11:18:07.732
4 -	18.828	23.906	106.0	16.133	101.3	58.867	77.48	3.565	11:19:06.599
5 -	18.962	21.942	107.3	15.808	100.7	56.712	80.42	1.410	11:20:03.311
6 -	18.323	21.506	109.8	15.473	101.0	55.302 (1)	82.47		11:20:58.613
7 -	18.400	21.548	109.4	15.752	100.4	55.700	81.88	0.398	11:21:54.313
8 -	18.466	21.514	108.4	16.033	98.2	56.013	81.42	0.711	11:22:50.326
9 -	18.547	21.725	107.2	15.824	99.8	56.096	81.30	0.794	11:23:46.422
10 -	18.456	21.664	108.0	15.799	99.5	55.919	81.56	0.617	11:24:42.341
11 -	18.399	21.674	107.5	15.823	99.4	55.896	81.59	0.594	11:25:38.237
12 -	18.923	22.014	108.4	22.330	35.3	1:03.267	72.09	7.965	11:26:41.504
13 -	OUTLAP	21.885	107.2	15.804	98.5	3:10.334	23.96	2:15.032	11:29:51.838
14 -	18.546	21.590	107.3	15.690	99.7	55.826	81.70	0.524	11:30:47.664
15 -	18.420	22.082	106.8	15.816	99.7	56.318	80.98	1.016	11:31:43.982
16 -	18.389	21.453	107.0	15.670	99.5	55.512 (2)	82.16	0.210	11:32:39.494
17 -	18.426	21.718	107.5	15.858	99.2	56.002	81.44	0.700	11:33:35.496
18 -	18.391	21.571	108.0	15.980	100.3	55.942	81.53	0.640	11:34:31.438
19 -	18.760	22.130	107.2	15.540	100.1	56.430	80.82	1.128	11:35:27.868
20 -	18.183	21.638	107.2	15.753	99.8	55.574 (3)	82.07	0.272	11:36:23.442
21 -	18.484	21.684	107.2	15.776	100.0	55.944	81.52	0.642	11:37:19.386
22 -	18.296	21.663	106.8	16.144	99.4	56.103	81.29	0.801	11:38:15.489
23 -	18.435	21.652	107.8	15.809	99.5	55.896	81.59	0.594	11:39:11.385
24 -	18.381	21.640	107.3	15.749	98.2	55.770	81.78	0.468	11:40:07.155
25 -	18.995	22.062	106.0	19.951	34.2	1:01.008	74.76	5.706	11:41:08.163
26 -	OUTLAP	26.829	68.8	17.397	100.1	1:59.414	38.19	1:04.112	11:43:07.577
27 -	18.372	21.593	107.7	15.650	100.3	55.615	82.01	0.313	11:44:03.192
28 -	18.180	21.482	108.4	15.992	102.1	55.654	81.95	0.352	11:44:58.846
29 -	18.277	22.020	107.3	15.891	98.9	56.188	81.17	0.886	11:45:55.034

Weather / Track : Bright / Dry

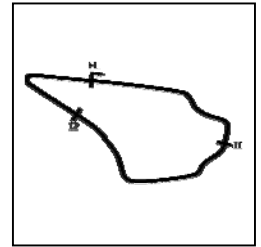
Knockhill
Circuit Length = 1.2669 miles
Start: 11:15 Flag 11:45 End: 11:46

MCRCB BULLETIN TK020

2019 Bennetts British Superbike Championship - Round 5

2019 HEL Performance British Motostar Championship

FREE PRACTICE 1 - SECTOR ANALYSIS



SECTOR 1 = FL to I1, SECTOR 2 = I1 to I2, SECTOR 3 = I2 to FL, DIFF = Difference To Personal Best Lap, P = Crossed Finish Line in Pit Lane, D = Time Disallowed

P14 2		Raul RODRIGUEZ				DR Moto - GA Competition			
IDEAL LAP TIME : 55.102		BEST LAP TIME : 55.413		DIFFERENCE : 0.311					
LAP	SECTOR 1	SECTOR 2		SECTOR 3		LAP TIME	MPH	DIFF	TIME OF DAY
1 -	OUTLAP	24.378	110.9	16.788	104.2				11:16:08.880
2 -	20.134	23.317	111.2	16.559	104.8	1:00.010	76.00	4.597	11:17:08.890
3 -	19.276	23.090	110.3	15.947	105.3	58.313	78.21	2.900	11:18:07.203
4 -	19.092	23.939	108.7	16.039	105.1	59.070	77.21	3.657	11:19:06.273
5 -	19.364	23.280	111.1	15.998	105.6	58.642	77.77	3.229	11:20:04.915
6 -	18.844	22.985	111.1	15.831	105.1	57.660	79.10	2.247	11:21:02.575
7 -	18.928	22.445	111.8	15.780	105.3	57.153	79.80	1.740	11:21:59.728
8 -	18.733	22.362	110.5	15.657	104.6	56.752	80.36	1.339	11:22:56.480
9 -	18.544	22.023	111.4	15.696	104.5	56.263	81.06	0.850	11:23:52.743
10 -	18.539	21.994	110.1	15.746	104.0	56.279	81.04	0.866	11:24:49.022
11 -	18.518	21.879	111.8	16.160	105.1	56.557	80.64	1.144	11:25:45.579
12 -	18.472	22.140	110.0	15.758	105.8	56.370	80.91	0.957	11:26:41.949
13 -	18.416	22.291	111.8	15.371	105.0	56.078	81.33	0.665	11:27:38.027
14 -	18.445	22.125	110.7	15.840	104.0	56.410	80.85	0.997	11:28:34.437
15 -	18.361	22.006	110.3	15.452	105.0	55.819	81.71	0.406	11:29:30.256
16 -	18.407	21.892	110.7	15.420	105.1	55.719	81.85	0.306	11:30:25.975
17 -	18.277	22.173	110.7	15.439	106.1	55.889	81.61	0.476	11:31:21.864
18 -	18.336	21.874	110.0	15.422	104.3	55.632	81.98	0.219	11:32:17.496
19 -	18.315	22.080	110.5	15.636	104.0	56.031	81.40	0.618	11:33:13.527
20 -	18.248	22.099	110.1	15.823	104.6	56.170	81.20	0.757	11:34:09.697
21 -	18.246	21.896	110.3	15.462	104.5	55.604 (3)	82.02	0.191	11:35:05.301
22 -	18.308	21.831	110.7	15.452	105.1	55.591 (2)	82.04	0.178	11:36:00.892
23 -	18.345	21.795	111.4	15.273	105.5	55.413 (1)	82.31		11:36:56.305

P15 57 S		Josh HIATT				Honda - Sorrymate.com			
IDEAL LAP TIME : 55.331		BEST LAP TIME : 55.421		DIFFERENCE : 0.090					
LAP	SECTOR 1	SECTOR 2		SECTOR 3		LAP TIME	MPH	DIFF	TIME OF DAY
1 -	OUTLAP	25.079	103.7	16.945	97.9				11:16:10.225
2 -	19.917	22.682	103.4	16.712	97.3	59.311	76.90	3.890	11:17:09.536
3 -	18.927	22.625	104.8	16.070	97.8	57.622	79.15	2.201	11:18:07.158
4 -	19.275	24.256	104.8	16.870	97.9	1:00.401	75.51	4.980	11:19:07.559
5 -	18.725	22.556	105.1	15.920	98.9	57.201	79.73	1.780	11:20:04.760
6 -	19.120	22.711	104.0	15.948	98.3	57.779	78.94	2.358	11:21:02.539
7 -	19.136	22.603	104.8	16.222	100.7	57.961	78.69	2.540	11:22:00.500
8 -	18.728	22.090	102.2	16.039	100.0	56.857	80.22	1.436	11:22:57.357
9 -	18.546	21.886	106.1	15.771	98.6	56.203 D	81.15	0.782	11:23:53.560
10 -	18.632	21.578	106.0	15.816	98.5	56.026	81.41	0.605	11:24:49.586
11 -	18.556	21.624	107.3	16.254	98.1	56.434	80.82	1.013	11:25:46.020
12 -	18.527	21.624	106.0	15.565	98.5	55.716 (3)	81.86	0.295	11:26:41.736
13 -	19.006	22.695	105.6	15.694	99.2	57.395	79.46	1.974	11:27:39.131
14 -	19.181	22.233	104.2	19.595	32.6	1:01.009	74.76	5.588	11:28:40.140
15 -	OUTLAP	22.666	102.6	15.980	98.6	5:09.123	14.75	4:13.702	11:33:49.263
16 -	18.671	22.355	105.6	15.673	98.5	56.699	80.44	1.278	11:34:45.962
17 -	18.531	22.141	105.8	15.699	99.1	56.371	80.91	0.950	11:35:42.333
18 -	18.413	21.668	104.8	15.679	98.5	55.760	81.79	0.339	11:36:38.093
19 -	18.615	21.554	106.1	15.522	99.2	55.691 (2)	81.90	0.270	11:37:33.784
20 -	18.545	21.632	104.5	16.007	96.6	56.184	81.18	0.763	11:38:29.968
21 -	18.576	22.003	103.5	16.129	98.1	56.708	80.43	1.287	11:39:26.676
22 -	18.556	22.369	105.3	15.743	98.2	56.668	80.48	1.247	11:40:23.344
23 -	18.579	21.782	106.0	15.853	96.0	56.214	81.13	0.793	11:41:19.558
24 -	18.638	22.455	102.2	15.686	98.9	56.779	80.33	1.358	11:42:16.337
25 -	18.339	21.644	105.0	15.438	99.2	55.421 (1)	82.29		11:43:11.758
26 -	18.601	22.054	103.7	15.508	99.1	56.163	81.21	0.742	11:44:07.921
27 -	18.461	21.556	105.6	16.169	97.6	56.186	81.17	0.765	11:45:04.107

Weather / Track : Bright / Dry

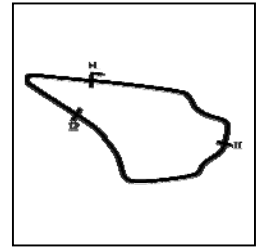
Knockhill
Circuit Length = 1.2669 miles
Start: 11:15 Flag 11:45 End: 11:46

MCRCB BULLETIN TK020

2019 Bennetts British Superbike Championship - Round 5

2019 HEL Performance British Motostar Championship

FREE PRACTICE 1 - SECTOR ANALYSIS



SECTOR 1 = FL to I1, SECTOR 2 = I1 to I2, SECTOR 3 = I2 to FL, DIFF = Difference To Personal Best Lap, P = Crossed Finish Line in Pit Lane, D = Time Disallowed

P16 16 S		Harvey CLARIDGE				Honda - Nova Racing/SP 125			
IDEAL LAP TIME : 55.453		BEST LAP TIME : 55.492		DIFFERENCE : 0.039					
LAP	SECTOR 1	SECTOR 2		SECTOR 3		LAP TIME	MPH	DIFF	TIME OF DAY
1 -	OUTLAP	24.390	103.0	17.742	93.9				11:16:23.254
2 -	19.716	23.409	103.8	16.633	97.3	59.758	76.32	4.266	11:17:23.012
3 -	19.132	22.747	104.3	16.536	99.8	58.415	78.08	2.923	11:18:21.427
4 -	19.290	22.548	104.5	16.871	97.8	58.709 D	77.69	3.217	11:19:20.136
5 -	18.885	22.192	104.8	16.115	98.9	57.192 D	79.75	1.700	11:20:17.328
6 -	18.718	22.317	106.0	16.246	100.1	57.281	79.62	1.789	11:21:14.609
7 -	18.755	22.034	105.8	16.318	100.3	57.107	79.86	1.615	11:22:11.716
8 -	18.494	21.833	105.6	15.914	98.8	56.241	81.09	0.749	11:23:07.957
9 -	18.654	21.979	105.1	15.970	98.1	56.603	80.58	1.111	11:24:04.560
10 -	18.586	21.729	105.6	16.233	96.9	56.548	80.65	1.056	11:25:01.108
11 -	18.786	21.694	106.6	15.780	98.2	56.260	81.07	0.768	11:25:57.368
12 -	18.716	21.954	104.6	15.909	98.5	56.579	80.61	1.087	11:26:53.947
13 -	18.493	21.853	105.3	15.910	98.3	56.256	81.07	0.764	11:27:50.203
14 -	18.449	21.902	105.1	15.842	97.5	56.193	81.16	0.701	11:28:46.396
15 -	18.379	21.890	104.6	15.931	97.2	56.200	81.15	0.708	11:29:42.596
16 -	18.494	21.820	104.6	15.942	97.8	56.256	81.07	0.764	11:30:38.852
17 -	18.345	21.824	105.3	15.892	98.2	56.061	81.35	0.569	11:31:34.913
18 -	18.696	22.794	103.5	20.958	36.7	1:02.448	73.03	6.956	11:32:37.361
19 -	OUTLAP	22.449	104.8	15.950	98.6	3:09.341	24.08	2:13.849	11:35:46.702
20 -	18.426	22.110	105.0	15.862	98.8	56.398	80.87	0.906	11:36:43.100
21 -	18.458	21.674	106.0	15.685	98.2	55.817 D	81.71	0.325	11:37:38.917
22 -	18.333	21.904	105.5	16.296	97.5	56.533	80.68	1.041	11:38:35.450
23 -	18.351	21.774	105.6	15.824	98.6	55.949	81.52	0.457	11:39:31.399
24 -	18.354	21.706	105.8	15.976	98.1	56.036	81.39	0.544	11:40:27.435
25 -	18.360	22.046	105.5	15.911	97.9	56.317	80.98	0.825	11:41:23.752
26 -	18.257	21.643	105.5	15.694	98.5	55.594 (2)	82.04	0.102	11:42:19.346
27 -	18.328	21.603	106.1	15.681	99.2	55.612 (3)	82.01	0.120	11:43:14.958
28 -	18.203	21.642	106.1	15.647	98.2	55.492 (1)	82.19		11:44:10.450
29 -	18.258	22.527	103.7	15.927	98.6	56.712	80.42	1.220	11:45:07.162

MCRCB BULLETIN TK020

2019 Bennetts British Superbike Championship - Round 5

2019 HEL Performance British Motostar Championship

FREE PRACTICE 1 - SECTOR ANALYSIS



SECTOR 1 = FL to I1, SECTOR 2 = I1 to I2, SECTOR 3 = I2 to FL, DIFF = Difference To Personal Best Lap, P = Crossed Finish Line in Pit Lane, D = Time Disallowed

P17 88 Harry LEIGH		KTM - SymCirrus Motorsport					
IDEAL LAP TIME :		BEST LAP TIME : 55.665		DIFFERENCE :			
LAP	SECTOR 1	SECTOR 2	SECTOR 3	LAP TIME	MPH	DIFF	TIME OF DAY
1 -							11:16:42.463
2 -				1:00.260	75.69	4.595	11:17:42.723
3 -				59.976	76.04	4.311	11:18:42.699
4 -				58.354	78.16	2.689	11:19:41.053
5 -				57.590	79.19	1.925	11:20:38.643
6 -				57.537	79.27	1.872	11:21:36.180
7 -				58.302	78.23	2.637	11:22:34.482
8 -				57.653	79.11	1.988	11:23:32.135
9 -				57.317	79.57	1.652	11:24:29.452
10 -				57.282	79.62	1.617	11:25:26.734
11 -				57.082	79.90	1.417	11:26:23.816
12 -				56.614	80.56	0.949	11:27:20.430
13 -				56.696	80.44	1.031	11:28:17.126
14 -				56.706	80.43	1.041	11:29:13.832
15 -				56.127	81.26	0.462	11:30:09.959
16 -				56.673	80.48	1.008	11:31:06.632
17 -				56.984	80.04	1.319	11:32:03.616
18 -				56.192	81.17	0.527	11:32:59.808
19 -				56.250	81.08	0.585	11:33:56.058
20 -				56.061	81.35	0.396	11:34:52.119
21 -				56.026	81.41	0.361	11:35:48.145
22 -				55.808	81.72	0.143	11:36:43.953
23 -				55.914	81.57	0.249	11:37:39.867
24 -				56.302	81.01	0.637	11:38:36.169
25 -				56.204	81.15	0.539	11:39:32.373
26 -				57.903	78.77	2.238	11:40:30.276
27 -				56.550	80.65	0.885	11:41:26.826
28 -				55.787	81.75	0.122	11:42:22.613
29 -				55.675 (2)	81.92	0.010	11:43:18.288
30 -				55.665 (1)	81.93		11:44:13.953
31 -				55.747 (3)	81.81	0.082	11:45:09.700

Weather / Track : Bright / Dry

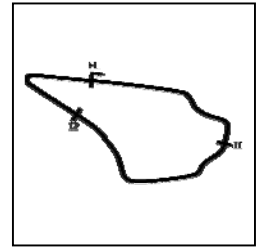
Knockhill
 Circuit Length = 1.2669 miles
 Start: 11:15 Flag 11:45 End: 11:46

MCRCB BULLETIN TK020

2019 Bennetts British Superbike Championship - Round 5

2019 HEL Performance British Motostar Championship

FREE PRACTICE 1 - SECTOR ANALYSIS



SECTOR 1 = FL to I1, SECTOR 2 = I1 to I2, SECTOR 3 = I2 to FL, DIFF = Difference To Personal Best Lap, P = Crossed Finish Line in Pit Lane, D = Time Disallowed

P18 17 S		Franco BOURNE				Honda - Franco Bourne / SP125			
IDEAL LAP TIME : 55.956		BEST LAP TIME : 55.958		DIFFERENCE : 0.002					
LAP	SECTOR 1	SECTOR 2		SECTOR 3		LAP TIME	MPH	DIFF	TIME OF DAY
1 -	OUTLAP	24.640	104.5	16.893	96.6				11:16:15.052
2 -	19.668	22.733	105.8	16.698	96.4	59.099	77.17	3.141	11:17:14.151
3 -	19.055	22.644	101.2	16.312	98.1	58.011	78.62	2.053	11:18:12.162
4 -	19.099	22.315	104.0	16.190	96.6	57.604	79.18	1.646	11:19:09.766
5 -	18.751	22.027	103.7	16.034	97.3	56.812	80.28	0.854	11:20:06.578
6 -	18.829	22.218	105.6	15.974	97.8	57.021	79.99	1.063	11:21:03.599
7 -	18.787	22.007	106.8	15.973	97.3	56.767	80.34	0.809	11:22:00.366
8 -	18.622	22.198	104.2	16.054	96.4	56.874	80.19	0.916	11:22:57.240
9 -	18.947	21.865	105.8	15.835	96.9	56.647	80.51	0.689	11:23:53.887
10 -	18.531	21.962	101.2	20.727	36.8	1:01.220	74.50	5.262	11:24:55.107
11 -	OUTLAP	22.277	104.5	16.086	96.1	1:41.699	44.84	45.741	11:26:36.806
12 -	18.808	22.441	104.0	16.011	96.2	57.260	79.65	1.302	11:27:34.066
13 -	18.845	22.033	104.5	15.942	96.5	56.820	80.27	0.862	11:28:30.886
14 -	18.736	21.940	102.9	15.920	96.5	56.596	80.59	0.638	11:29:27.482
15 -	18.884	21.842	104.8	16.160	97.2	56.886	80.17	0.928	11:30:24.368
16 -	19.041	21.982	103.8	15.925	96.1	56.948	80.09	0.990	11:31:21.316
17 -	19.117	22.517	99.1	20.727	38.7	1:02.361	73.14	6.403	11:32:23.677
18 -	OUTLAP	22.064	104.3	16.020	96.8	1:48.916	41.87	52.958	11:34:12.593
19 -	18.632	22.522	102.9	16.259	96.9	57.413	79.44	1.455	11:35:10.006
20 -	18.497	21.859	104.2	15.868	96.6	56.224 (2)	81.12	0.266	11:36:06.230
21 -	18.720	21.869	104.0	15.871	96.2	56.460	80.78	0.502	11:37:02.690
22 -	18.728	21.878	104.8	16.128	95.5	56.734	80.39	0.776	11:37:59.424
23 -	18.647	22.054	104.3	20.714	31.0	1:01.415	74.26	5.457	11:39:00.839
24 -	OUTLAP	22.163	105.5	16.100	96.1	2:02.493	37.23	1:06.535	11:41:03.332
25 -	19.161	21.978	104.6	15.858	96.5	56.997	80.02	1.039	11:42:00.329
26 -	18.390	21.798	104.8	15.770	97.3	55.958 (1)	81.50		11:42:56.287
27 -	18.397	21.878	105.5	16.068	95.4	56.343 (3)	80.95	0.385	11:43:52.630
28 -	18.799	21.796	103.4	15.774	96.9	56.369	80.91	0.411	11:44:48.999
29 -	18.500	21.963	107.2	15.889	96.0	56.352	80.93	0.394	11:45:45.351

P19 22 S		Ross MAGUIRE				Honda - Stiggy Motorsport			
IDEAL LAP TIME : 56.271		BEST LAP TIME : 56.414		DIFFERENCE : 0.143					
LAP	SECTOR 1	SECTOR 2		SECTOR 3		LAP TIME	MPH	DIFF	TIME OF DAY
1 -									11:17:23.353
2 -						58.708	77.69	2.294	11:18:22.061
3 -						59.823	76.24	3.409	11:19:21.884
4 -						58.132	78.46	1.718	11:20:20.016
5 -						57.578	79.21	1.164	11:21:17.594
6 -						57.547	79.25	1.133	11:22:15.141
7 -						57.554	79.24	1.140	11:23:12.695
8 -						58.000	78.63	1.586	11:24:10.695
9 -						57.231	79.69	0.817	11:25:07.926
10 -						57.415	79.44	1.001	11:26:05.341
11 -						57.492	79.33	1.078	11:27:02.833
12 -						57.178	79.77	0.764	11:28:00.011
13 -						57.386	79.48	0.972	11:28:57.397
14 -						57.481	79.34	1.067	11:29:54.878
15 -						57.201	79.73	0.787	11:30:52.079
16 -						57.078	79.91	0.664	11:31:49.157
17 -	OUTLAP	22.958	103.4	16.814	93.8	5:20.952	14.21	4:24.538	11:37:10.109
18 -	19.099	22.319	103.7	16.215	95.4	57.633	79.14	1.219	11:38:07.742
19 -	18.964	22.213	104.2	17.106	91.8	58.283	78.25	1.869	11:39:06.025
20 -	19.223	22.363	104.5	16.274	97.9	57.860	78.83	1.446	11:40:03.885
21 -	18.640	21.877	103.7	15.897	96.2	56.414 (1)	80.85		11:41:00.299
22 -	18.770	22.089	104.3	15.948	96.4	56.807 (3)	80.29	0.393	11:41:57.106
23 -	18.757	22.168	104.0	15.754	98.9	56.679 (2)	80.47	0.265	11:42:53.785
24 -	19.189	22.829	103.4	15.856	96.6	57.874	78.81	1.460	11:43:51.659
25 -	18.867	22.045	103.7	15.949	95.8	56.861	80.21	0.447	11:44:48.520
26 -	18.770	22.014	104.3	16.356	97.1	57.140	79.82	0.726	11:45:45.660

Weather / Track : Bright / Dry

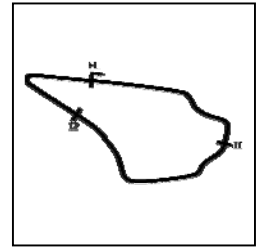
Knockhill
Circuit Length = 1.2669 miles
Start: 11:15 Flag 11:45 End: 11:46

MCRCB BULLETIN TK020

2019 Bennetts British Superbike Championship - Round 5

2019 HEL Performance British Motostar Championship

FREE PRACTICE 1 - SECTOR ANALYSIS



SECTOR 1 = FL to I1, SECTOR 2 = I1 to I2, SECTOR 3 = I2 to FL, DIFF = Difference To Personal Best Lap, P = Crossed Finish Line in Pit Lane, D = Time Disallowed

P20 35 S		Jeremy KNIGHT				Honda - Jeremy Knight Racing / SP125			
IDEAL LAP TIME : 56.453		BEST LAP TIME : 56.504		DIFFERENCE : 0.051					
LAP	SECTOR 1	SECTOR 2	SECTOR 3	LAP TIME	MPH	DIFF	TIME OF DAY		
1 -	OUTLAP	23.301	103.8	16.562	96.2		11:16:06.971		
2 -	19.864	22.933	103.5	16.358	95.4	59.155	77.10	2.651	11:17:06.126
3 -	19.279	22.952	106.0	16.263	97.5	58.494	77.97	1.990	11:18:04.620
4 -	18.991	22.526	104.5	16.530	95.1	58.047	78.57	1.543	11:19:02.667
5 -	19.086	22.585	102.7	16.423	95.7	58.094	78.51	1.590	11:20:00.761
6 -	18.737	22.172	105.3	16.170	96.6	57.079	79.90	0.575	11:20:57.840
7 -	18.638	21.826	105.0	16.275	98.2	56.739 (2)	80.38	0.235	11:21:54.579
8 -	18.571	22.103	104.6	16.222	96.2	56.896 (3)	80.16	0.392	11:22:51.475
9 -	18.799	22.066	104.2	19.853	31.8	1:00.718	75.11	4.214	11:23:52.193
10 -	OUTLAP	22.514	104.5	16.253	96.6	2:18.919	32.83	1:22.415	11:26:11.112
11 -	18.592	21.821	104.6	16.091	96.9	56.504 (1)	80.72		11:27:07.616

P21 77 S		Jamie LYONS				Honda - C&M Motors Ltd Racing			
IDEAL LAP TIME : 56.722		BEST LAP TIME : 56.741		DIFFERENCE : 0.019					
LAP	SECTOR 1	SECTOR 2	SECTOR 3	LAP TIME	MPH	DIFF	TIME OF DAY		
1 -	OUTLAP	24.612	103.2	18.304	97.8		11:16:13.802		
2 -	20.338	23.226	104.3	17.097	98.8	1:00.661	75.19	3.920	11:17:14.463
3 -	20.104	23.661	99.8	17.150	97.9	1:00.915	74.87	4.174	11:18:15.378
4 -	20.545	23.172	104.3	16.977	97.5	1:00.694	75.14	3.953	11:19:16.072
5 -	19.774	22.811	105.5	16.637	97.8	59.222	77.01	2.481	11:20:15.294
6 -	19.516	22.890	105.0	16.747	97.6	59.153	77.10	2.412	11:21:14.447
7 -	19.574	22.458	107.2	16.879	96.8	58.911	77.42	2.170	11:22:13.358
8 -	19.386	22.625	105.6	16.584	96.9	58.595	77.84	1.854	11:23:11.953
9 -	19.445	22.851	105.1	16.599	99.5	58.895	77.44	2.154	11:24:10.848
10 -	19.416	22.479	104.6	16.570	98.6	58.465	78.01	1.724	11:25:09.313
11 -	19.167	22.339	105.8	16.449	97.5	57.955	78.70	1.214	11:26:07.268
12 -	19.110	22.264	105.1	16.335	97.8	57.709	79.03	0.968	11:27:04.977
13 -	18.929	22.167	106.1	16.230	98.2	57.326	79.56	0.585	11:28:02.303
14 -	19.070	22.490	104.8	16.273	97.2	57.833	78.86	1.092	11:29:00.136
15 -	19.078	22.172	105.6	16.230	97.8	57.480	79.35	0.739	11:29:57.616
16 -	18.865	22.297	105.3	16.437	96.9	57.599	79.18	0.858	11:30:55.215
17 -	19.258	26.070	102.7	21.030	34.7	1:06.358	68.73	9.617	11:32:01.573
18 -	OUTLAP	23.014	104.2	16.752	97.6	1:50.047	41.44	53.306	11:33:51.620
19 -	18.931	22.188	105.6	16.183	97.9	57.302	79.59	0.561	11:34:48.922
20 -	19.947	22.479	104.0	16.774	97.5	59.200	77.04	2.459	11:35:48.122
21 -	18.915	22.155	106.5	16.091	98.1	57.161	79.79	0.420	11:36:45.283
22 -	18.710	22.168	105.8	16.134	98.3	57.012 (2)	80.00	0.271	11:37:42.295
23 -	18.795	22.147	105.6	16.419	97.9	57.361	79.51	0.620	11:38:39.656
24 -	19.894	26.116	100.9	16.285	98.8	1:02.295	73.21	5.554	11:39:41.951
25 -	18.748	22.014	105.8	16.312	98.6	57.074 (3)	79.91	0.333	11:40:39.025
26 -	18.886	22.318	105.0	16.709	97.9	57.913	78.75	1.172	11:41:36.938
27 -	18.908	23.171	95.5	21.659	32.9	1:03.738	71.56	6.997	11:42:40.676
28 -	OUTLAP	24.607	68.8	19.072	98.9	1:44.963	43.45	48.222	11:44:25.639
29 -	18.729	21.976	105.6	16.036	98.8	56.741 (1)	80.38		11:45:22.380

Weather / Track : Bright / Dry

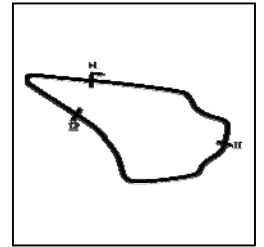
Knockhill
Circuit Length = 1.2669 miles
Start: 11:15 Flag 11:45 End: 11:46

MCRCB BULLETIN TK020

2019 Bennetts British Superbike Championship - Round 5

2019 HEL Performance British Motostar Championship

FREE PRACTICE 1 - SECTOR ANALYSIS



SECTOR 1 = FL to I1, SECTOR 2 = I1 to I2, SECTOR 3 = I2 to FL, DIFF = Difference To Personal Best Lap, P = Crossed Finish Line in Pit Lane, D = Time Disallowed

P22 37 S		Corey TINKER				Honda - Microlise Cresswell Racing			
IDEAL LAP TIME : 56.904		BEST LAP TIME : 57.055		DIFFERENCE : 0.151					
LAP	SECTOR 1	SECTOR 2	SECTOR 3	LAP TIME	MPH	DIFF	TIME OF DAY		
1 -	OUTLAP	25.368	104.5	17.746	99.5		11:16:23.619		
2 -	20.227	24.256	107.5	17.465	100.4	1:01.948	73.62	4.893	11:17:25.567
3 -	19.572	24.640	103.4	16.980	101.5	1:01.192	74.53	4.137	11:18:26.759
4 -	19.987	24.199	107.0	16.895	100.7	1:01.081	74.67	4.026	11:19:27.840
5 -	19.610	23.782	108.0	16.820	101.9	1:00.212	75.75	3.157	11:20:28.052
6 -	19.387	23.993	108.0	16.929	101.3	1:00.309	75.62	3.254	11:21:28.361
7 -	19.185	23.339	108.0	16.357	100.9	58.881	77.46	1.826	11:22:27.242
8 -	19.216	23.320	102.7	16.266	100.7	58.802	77.56	1.747	11:23:26.044
9 -	18.946	23.389	107.7	16.183	100.9	58.518	77.94	1.463	11:24:24.562
10 -	18.965	22.839	108.0	16.113	100.6	57.917	78.75	0.862	11:25:22.479
11 -	18.708	23.437	108.7	16.301	99.5	58.446	78.03	1.391	11:26:20.925
12 -	18.731	22.524	108.4	15.800	101.0	57.055 (1)	79.94		11:27:17.980
13 -	18.844	23.110	107.2	16.036	100.6	57.990	78.65	0.935	11:28:15.970
14 -	18.851	22.801	107.7	15.920	100.4	57.572	79.22	0.517	11:29:13.542
15 -	19.004	22.830	107.7	16.613	100.9	58.447	78.03	1.392	11:30:11.989
16 -	18.650	22.470	108.4	16.374	101.8	57.494	79.33	0.439	11:31:09.483
17 -	18.960	22.623	107.7	15.839	101.5	57.422 (3)	79.43	0.367	11:32:06.905
18 -	18.936	22.454	108.2	15.832	100.7	57.222 (2)	79.70	0.167	11:33:04.127
19 -	19.032	22.532	108.2	25.941	19.8	1:07.505	67.56	10.450	11:34:11.632

P23 27 S		Calum BEACH				Honda - Calum Beach Racing/SP 125			
IDEAL LAP TIME : 57.147		BEST LAP TIME : 57.226		DIFFERENCE : 0.079					
LAP	SECTOR 1	SECTOR 2	SECTOR 3	LAP TIME	MPH	DIFF	TIME OF DAY		
1 -	OUTLAP	26.103	99.5	18.544	94.7		11:16:16.598		
2 -	20.851	24.711	104.6	17.241	96.8	1:02.803	72.62	5.577	11:17:19.401
3 -	20.441	24.548	102.7	16.755	99.2	1:01.744	73.87	4.518	11:18:21.145
4 -	20.125	24.101	105.6	16.854	99.4	1:01.080	74.67	3.854	11:19:22.225
5 -	19.529	23.978	106.6	16.684	99.7	1:00.191	75.77	2.965	11:20:22.416
6 -	19.634	23.613	106.8	16.522	99.4	59.769	76.31	2.543	11:21:22.185
7 -	19.419	23.279	105.0	16.563	99.1	59.261	76.96	2.035	11:22:21.446
8 -	19.791	23.594	104.2	16.520	99.1	59.905	76.13	2.679	11:23:21.351
9 -	19.388	23.133	102.9	17.097	93.5	59.618	76.50	2.392	11:24:20.969
10 -	19.883	23.436	105.1	16.475	95.3	59.794	76.28	2.568	11:25:20.763
11 -	19.901	23.831	106.5	16.883	98.3	1:00.615	75.24	3.389	11:26:21.378
12 -	19.306	23.248	106.3	16.482	98.9	59.036	77.25	1.810	11:27:20.414
13 -	19.502	23.510	105.8	16.991	95.7	1:00.003	76.01	2.777	11:28:20.417
14 -	19.705	23.075	106.0	17.172	97.1	59.952	76.07	2.726	11:29:20.369
15 -	19.189	22.958	106.3	16.439	99.1	58.586	77.85	1.360	11:30:18.955
16 -	19.119	22.764	107.0	16.474	96.8	58.357	78.15	1.131	11:31:17.312
17 -	19.194	22.674	106.3	16.393	98.6	58.261	78.28	1.035	11:32:15.573
18 -	19.181	23.004	106.0	16.388	99.2	58.573	77.87	1.347	11:33:14.146
19 -	19.019	22.613	106.0	16.174	99.7	57.806	78.90	0.580	11:34:11.952
20 -	19.038	22.834	104.0	16.278	100.4	58.150	78.43	0.924	11:35:10.102
21 -	19.141	22.506	106.3	15.976	100.0	57.623 (3)	79.15	0.397	11:36:07.725
22 -	18.856	22.315	105.6	16.055	99.5	57.226 (1)	79.70		11:37:04.951
23 -	18.905	22.608	106.8	16.099	98.9	57.612 (2)	79.16	0.386	11:38:02.563
24 -	19.087	22.526	107.0	17.285	95.7	58.898	77.44	1.672	11:39:01.461
25 -	19.212	22.493	106.3	16.116	98.9	57.821	78.88	0.595	11:39:59.282
26 -	19.141	22.869	106.0	19.996	37.8	1:02.006	73.55	4.780	11:41:01.288
27 -	OUTLAP	23.166	106.0	16.343	96.9	1:52.367	40.59	55.141	11:42:53.655
28 -	19.073	23.248	105.3	16.625	99.4	58.946	77.37	1.720	11:43:52.601
29 -	19.099	22.557	106.1	16.134	99.4	57.790	78.92	0.564	11:44:50.391
30 -	18.858	22.627	107.0	16.481	99.2	57.966	78.68	0.740	11:45:48.357

Weather / Track : Bright / Dry

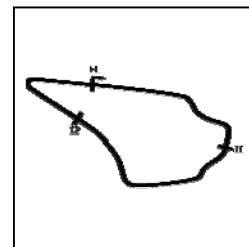
Knockhill
Circuit Length = 1.2669 miles
Start: 11:15 Flag 11:45 End: 11:46

MCRCB BULLETIN TK020

2019 Bennetts British Superbike Championship - Round 5

2019 HEL Performance British Motostar Championship

FREE PRACTICE 1 - SECTOR ANALYSIS



SECTOR 1 = FL to I1, SECTOR 2 = I1 to I2, SECTOR 3 = I2 to FL, DIFF = Difference To Personal Best Lap, P = Crossed Finish Line in Pit Lane, D = Time Disallowed

P24 41 S		Kyal TINKER				Honda - Microlise Cresswell Racing			
IDEAL LAP TIME : 57.248		BEST LAP TIME : 57.470		DIFFERENCE : 0.222					
LAP	SECTOR 1	SECTOR 2		SECTOR 3		LAP TIME	MPH	DIFF	TIME OF DAY
1 -	OUTLAP	27.429	96.9	18.761	97.5				11:16:30.708
2 -	20.442	24.668	103.0	17.316	98.1	1:02.426	73.06	4.956	11:17:33.134
3 -	19.528	24.292	102.9	16.853	98.8	1:00.673	75.17	3.203	11:18:33.807
4 -	19.597	23.932	102.2	16.998	98.6	1:00.527	75.35	3.057	11:19:34.334
5 -	19.960	23.726	103.7	16.883	100.1	1:00.569	75.30	3.099	11:20:34.903
6 -	19.849	23.984	106.1	16.597	98.8	1:00.430	75.47	2.960	11:21:35.333
7 -	19.264	23.384	104.0	17.178	98.6	59.826	76.23	2.356	11:22:35.159
8 -	19.423	23.078	105.6	16.606	98.9	59.107	77.16	1.637	11:23:34.266
9 -	19.335	22.823	105.0	16.407	98.3	58.565	77.88	1.095	11:24:32.831
10 -	19.306	22.708	104.8	16.300	98.5	58.314	78.21	0.844	11:25:31.145
11 -	19.359	23.284	104.8	16.531	97.8	59.174	77.07	1.704	11:26:30.319
12 -	19.090	22.902	104.8	16.481	98.8	58.473	78.00	1.003	11:27:28.792
13 -	19.044	23.127	104.6	16.282	98.2	58.453	78.03	0.983	11:28:27.245
14 -	19.230	22.745	105.0	16.271	98.9	58.246	78.30	0.776	11:29:25.491
15 -	19.190	23.081	105.3	16.230	98.5	58.501	77.96	1.031	11:30:23.992
16 -	19.626	22.798	105.3	16.475	99.4	58.899	77.43	1.429	11:31:22.891
17 -	19.306	22.750	105.3	16.648	98.3	58.704	77.69	1.234	11:32:21.595
18 -	19.155	23.019	104.6	16.316	98.8	58.490	77.98	1.020	11:33:20.085
19 -	19.303	23.246	105.1	16.194	98.6	58.743	77.64	1.273	11:34:18.828
20 -	19.019	23.132	104.5	16.448	98.3	58.599	77.83	1.129	11:35:17.427
21 -	19.237	22.593	105.1	16.201	99.2	58.031	78.59	0.561	11:36:15.458
22 -	18.798	22.701	105.5	16.043	98.3	57.542 (3)	79.26	0.072	11:37:13.000
23 -	18.702	23.060	105.1	16.446	98.1	58.208	78.35	0.738	11:38:11.208
24 -	18.860	22.657	105.8	15.953	98.5	57.470 (1)	79.36		11:39:08.678
25 -	18.799	22.652	105.3	16.081	99.4	57.532 (2)	79.27	0.062	11:40:06.210
26 -	19.326	22.683	105.1	16.630	98.9	58.639	77.78	1.169	11:41:04.849
27 -	18.954	23.037	106.3	16.164	99.8	58.155	78.43	0.685	11:42:03.004
28 -	19.176	22.620	106.5	16.494	98.6	58.290	78.24	0.820	11:43:01.294
29 -	19.062	23.120	105.8	16.424	99.8	58.606	77.82	1.136	11:43:59.900
30 -	19.033	22.905	105.0	16.236	97.6	58.174	78.40	0.704	11:44:58.074
31 -	18.818	22.618	106.3	16.378	98.8	57.814	78.89	0.344	11:45:55.888

P25 66 S		Annabel THOMAS				Honda - Four Anjels Racing			
IDEAL LAP TIME : 57.627		BEST LAP TIME : 57.868		DIFFERENCE : 0.241					
LAP	SECTOR 1	SECTOR 2		SECTOR 3		LAP TIME	MPH	DIFF	TIME OF DAY
1 -	OUTLAP	23.966	103.2	17.432	96.9				11:16:11.341
2 -	20.329	22.440	105.6	16.392	97.5	59.161 (2)	77.09	1.293	11:17:10.502
3 -	18.854	22.641	100.7	16.373	98.6	57.868 (1)	78.81		11:18:08.370

P26 19 S		Scott OGDEN				Honda - Premium Motorhomes Scott Ogden Racing			
IDEAL LAP TIME : 58.277		BEST LAP TIME : 59.557		DIFFERENCE : 1.280					
LAP	SECTOR 1	SECTOR 2		SECTOR 3		LAP TIME	MPH	DIFF	TIME OF DAY
1 -	OUTLAP	24.402	106.3	16.816	98.2				11:16:13.907
2 -	20.376	23.029	105.8	16.152	98.1	59.557 (1)	76.58		11:17:13.464

Weather / Track : Bright / Dry

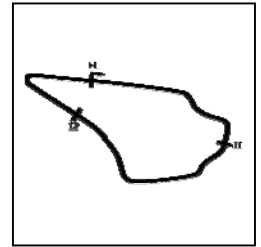
Knockhill
Circuit Length = 1.2669 miles
Start: 11:15 Flag 11:45 End: 11:46

MCRCB BULLETIN TK020

2019 Bennetts British Superbike Championship - Round 5

2019 HEL Performance British Motostar Championship

FREE PRACTICE 1 - SECTOR ANALYSIS



SECTOR 1 = FL to I1, SECTOR 2 = I1 to I2, SECTOR 3 = I2 to FL, DIFF = Difference To Personal Best Lap, P = Crossed Finish Line in Pit Lane, D = Time Disallowed

P27 56		Bradley WILSON				Honda - B.Wilson Racing			
IDEAL LAP TIME : 57.715		BEST LAP TIME : 58.359		DIFFERENCE : 0.644					
LAP	SECTOR 1	SECTOR 2	SECTOR 3	LAP TIME	MPH	DIFF	TIME OF DAY		
1 -	OUTLAP	25.550	100.9	18.241	95.0				11:17:25.302
2 -	21.007	25.710	104.0	18.095	98.8	1:04.812	70.37	6.453	11:18:30.114
3 -	20.580	23.898	106.5	17.989	100.0	1:02.467	73.01	4.108	11:19:32.581
4 -	21.425	23.495	107.7	17.263	100.1	1:02.183	73.34	3.824	11:20:34.764
5 -	19.741	24.105	106.3	16.981	100.4	1:00.827	74.98	2.468	11:21:35.591
6 -	19.430	23.520	108.0	16.807	100.0	59.757	76.32	1.398	11:22:35.348
7 -	20.220	23.560	107.7	16.762	100.3	1:00.542	75.33	2.183	11:23:35.890
8 -	19.773	23.923	108.7	16.702	100.4	1:00.398	75.51	2.039	11:24:36.288
9 -	19.687	23.089	108.0	16.712	99.8	59.488	76.67	1.129	11:25:35.776
10 -	19.618	23.046	108.2	16.441	100.6	59.105	77.16	0.746	11:26:34.881
11 -	20.204	23.092	108.4	17.427	100.0	1:00.723	75.11	2.364	11:27:35.604
12 -	20.085	23.499	108.9	16.595	101.0	1:00.179	75.79	1.820	11:28:35.783
13 -	19.626	23.193	108.9	16.636	100.4	59.455	76.71	1.096	11:29:35.238
14 -	19.633	22.944	108.5	16.525	101.5	59.102	77.17	0.743	11:30:34.340
15 -	19.813	22.883	108.5	16.537	100.6	59.233	77.00	0.874	11:31:33.573
16 -	19.582	22.723	108.0	16.488	101.5	58.793	77.57	0.434	11:32:32.366
17 -	20.117	22.732	109.2	16.729	101.9	59.578	76.55	1.219	11:33:31.944
18 -	19.431	22.631	108.7	16.736	101.3	58.798	77.57	0.439	11:34:30.742
19 -	19.190	22.793	109.4	16.610	100.0	58.593 (3)	77.84	0.234	11:35:29.335
20 -	19.238	22.548	108.9	16.596	100.4	58.382 (2)	78.12	0.023	11:36:27.717
21 -	19.497	22.978	108.7	21.699	37.9	1:04.174	71.07	5.815	11:37:31.891
22 -	OUTLAP	22.986	108.4	16.819	101.2	2:32.203	29.96	1:33.844	11:40:04.094
23 -	19.440	23.373	105.6	16.536	101.6	59.349	76.85	0.990	11:41:03.443
24 -	19.420	22.807	109.8	16.132	101.6	58.359 (1)	78.15		11:42:01.802
25 -	19.284	23.051	109.1	16.756	101.8	59.091	77.18	0.732	11:43:00.893
26 -	19.063	23.063	108.5	16.602	101.8	58.728	77.66	0.369	11:43:59.621
27 -	19.035	23.468	108.2	16.614	101.3	59.117	77.15	0.758	11:44:58.738
28 -	20.273	23.089	108.4	19.357	87.9	1:02.719	72.72	4.360	11:46:01.457

Weather / Track : Bright / Dry

Knockhill
 Circuit Length = 1.2669 miles
 Start: 11:15 Flag 11:45 End: 11:46

MCRCB BULLETIN TK021

2019 Bennetts British Superbike Championship - Round 5

2019 HEL Performance British Motostar Championship

FREE PRACTICE 1 - BEST SECTORS

SECTOR 1			SECTOR 2			SECTOR 3			IDEAL / BEST COMPARISON						
POS	NO	NAME	TIME	NO	NAME	TIME	NO	NAME	TIME	POS	NO	NAME	IDEAL	BEST	DIFF
													PERFECT LAP	52.439	
1	1	RODRIGUEZ	17.249	45	SWANN	20.536	1	RODRIGUEZ	14.654	1	1	RODRIGUEZ	52.465	52.584	0.119
2	11	JONES	17.271	1	RODRIGUEZ	20.562	96	PAASCH	14.761	2	96	PAASCH	52.722	52.794	0.072
3	96	PAASCH	17.380	96	PAASCH	20.581	11	JONES	14.780	3	11	JONES	52.763	52.838	0.075
4	14	NIXON	17.418	14	NIXON	20.593	45	SWANN	14.920	4	14	NIXON	52.987	53.063	0.076
5	64	DURHAM	17.451	11	JONES	20.712	14	NIXON	14.976	5	45	SWANN	53.058	53.085	0.027
6	70	WHATLEY	17.590	64	DURHAM	20.873	70	WHATLEY	15.084	6	64	DURHAM	53.535	53.540	0.005
7	45	SWANN	17.602	7	BEST	20.939	64	DURHAM	15.211	7	70	WHATLEY	53.843	54.096	0.253
8	7	BEST	17.789	70	WHATLEY	21.169	2	RODRIGUEZ	15.273	8	7	BEST	54.058	54.219	0.161
9	99	DAVIS	17.792	71	FARRER	21.213	7	BEST	15.330	9	99	DAVIS	54.639	54.862	0.223
10	2	RODRIGUEZ	18.034	54	BURMAN	21.316	54	BURMAN	15.364	10	54	BURMAN	54.735	55.029	0.294
11	54	BURMAN	18.055	48	PINFOLD	21.373	48	PINFOLD	15.370	11	48	PINFOLD	54.927	55.179	0.252
12	71	FARRER	18.175	99	DAVIS	21.399	57	HIATT	15.438	12	71	FARRER	54.965	54.974	0.009
13	72	HORSMAN	18.180	72	HORSMAN	21.453	99	DAVIS	15.448	13	2	RODRIGUEZ	55.102	55.413	0.311
14	48	PINFOLD	18.184	57	HIATT	21.554	72	HORSMAN	15.473	14	72	HORSMAN	55.106	55.302	0.196
15	16	CLARIDGE	18.203	16	CLARIDGE	21.603	71	FARRER	15.577	15	57	HIATT	55.331	55.421	0.090
16	57	HIATT	18.339	2	RODRIGUEZ	21.795	16	CLARIDGE	15.647	16	16	CLARIDGE	55.453	55.492	0.039
17	17	BOURNE	18.390	17	BOURNE	21.796	22	MAGUIRE	15.754	17	17	BOURNE	55.956	55.958	0.002
18	35	KNIGHT	18.541	35	KNIGHT	21.821	17	BOURNE	15.770	18	22	MAGUIRE	56.271	56.414	0.143
19	22	MAGUIRE	18.640	22	MAGUIRE	21.877	37	TINKER	15.800	19	35	KNIGHT	56.453	56.504	0.051
20	37	TINKER	18.650	77	LYONS	21.976	41	TINKER	15.953	20	77	LYONS	56.722	56.741	0.019
21	41	TINKER	18.702	27	BEACH	22.315	27	BEACH	15.976	21	37	TINKER	56.904	57.055	0.151
22	77	LYONS	18.710	66	THOMAS	22.440	77	LYONS	16.036	22	27	BEACH	57.147	57.226	0.079
23	66	THOMAS	18.814	37	TINKER	22.454	35	KNIGHT	16.091	23	41	TINKER	57.248	57.470	0.222
24	27	BEACH	18.856	56	WILSON	22.548	56	WILSON	16.132	24	66	THOMAS	57.627	57.868	0.241
25	56	WILSON	19.035	41	TINKER	22.593	19	OGDEN	16.152	25	56	WILSON	57.715	58.359	0.644
26	19	OGDEN	19.096	19	OGDEN	23.029	66	THOMAS	16.373	26	19	OGDEN	58.277	59.557	1.280
27										27	88	LEIGH		55.665	

Weather / Track : Bright / Dry

Results can be found at www.tsl-timing.com

Knockhill

Circuit Length = 1.2669 miles

Start: 11:15 Flag 11:45 End: 11:46

Printed - 11:48 Friday, 28 June 2019

MCRCB BULLETIN TK022**2019 Bennetts British Superbike Championship - Round 5****2019 HEL Performance British Motostar Championship****FREE PRACTICE 1 - BEST SPEEDS**

POS	INTERMEDIATE 1			INTERMEDIATE 2			FINISH LINE		
	NO	NAME	MPH	NO	NAME	MPH	NO	NAME	MPH
1				11	JONES	117.3	11	JONES	109.2
2				14	NIXON	116.9	1	RODRIGUEZ	109.1
3				1	RODRIGUEZ	116.5	14	NIXON	108.4
4				70	WHATLEY	116.1	48	PINFOLD	108.2
5				96	PAASCH	115.9	70	WHATLEY	108.0
6				54	BURMAN	115.9	96	PAASCH	107.8
7				64	DURHAM	115.7	54	BURMAN	107.8
8				48	PINFOLD	115.5	45	SWANN	107.7
9				45	SWANN	115.3	64	DURHAM	107.3
10				2	RODRIGUEZ	114.7	99	DAVIS	106.8
11				99	DAVIS	114.1	2	RODRIGUEZ	106.1
12				7	BEST	113.3	7	BEST	106.0
13				71	FARRER	109.8	72	HORSMAN	102.1
14				72	HORSMAN	109.8	37	TINKER	101.9
15				56	WILSON	109.8	56	WILSON	101.9
16				37	TINKER	108.7	71	FARRER	101.8
17				57	HIATT	107.3	57	HIATT	100.7
18				17	BOURNE	107.2	27	BEACH	100.4
19				77	LYONS	107.2	16	CLARIDGE	100.3
20				27	BEACH	107.0	41	TINKER	100.1
21				16	CLARIDGE	106.6	77	LYONS	99.5
22				41	TINKER	106.5	22	MAGUIRE	98.9
23				19	OGDEN	106.3	66	THOMAS	98.6
24				35	KNIGHT	106.0	35	KNIGHT	98.2
25				66	THOMAS	105.6	19	OGDEN	98.2
26				22	MAGUIRE	104.5	17	BOURNE	98.1
27									

Weather / Track : Bright / Dry

Results can be found at www.tsl-timing.comKnockhill
Circuit Length = 1.2669 miles
Start: 11:15 Flag 11:45 End: 11:46

Printed - 11:48 Friday, 28 June 2019

MCRCB BULLETIN TK023

2019 Bennetts British Superbike Championship - Round 5

2019 HEL Performance British Motostar Championship

FREE PRACTICE 1 - STATISTICS

Competitors Started 27
Planned Start 2019-06-28 @ 11:15:00.000
Actual Start 2019-06-28 @ 11:15:03.231
Finish Time 2019-06-28 @ 11:45:03.231
Track Length 1.2669mi.
Total Laps 652
Total Distance Covered 826.0682mi.

Session Fastest Lap History

NO	CL	NAME	LAP TIME	TIME OF DAY	LAP	VEHICLE
54		Sam BURMAN	58.244	11:17:04.508	2	KTM
70		Joshua WHATLEY	57.562	11:17:04.659	2	KTM
64		Asher DURHAM	55.994	11:17:08.629	2	Mahindra
64		Asher DURHAM	55.072	11:18:03.700	3	Mahindra
1		Victor RODRIGUEZ	54.723	11:19:08.408	4	DR Moto
64		Asher DURHAM	54.344	11:20:48.460	6	Mahindra
1		Victor RODRIGUEZ	53.980	11:20:57.431	6	DR Moto
1		Victor RODRIGUEZ	53.504	11:21:50.935	7	DR Moto
1		Victor RODRIGUEZ	53.191	11:25:27.447	11	DR Moto
14		Jack NIXON	53.180	11:25:57.627	11	KTM
11		Dan JONES	53.168	11:32:55.579	15	KTM
1		Victor RODRIGUEZ	53.147	11:33:22.037	17	DR Moto
1		Victor RODRIGUEZ	52.926	11:34:14.963	18	DR Moto
1		Victor RODRIGUEZ	52.768	11:39:36.571	24	DR Moto
1		Victor RODRIGUEZ	52.584	11:45:24.587	30	DR Moto

Flag History

TYPE	TIME OF DAY
GREEN	11:15:03.231
FINISH	11:45:03.231

Flag Statistics

TYPE	COUNT	TOTAL LAPS	TOTAL TIME
Green	1	31	31:22.004
Red	0	0	0.000
Safety Car	0	0	0.000
FCY	0	0	0.000

Weather / Track : Bright / Dry

These results are provisional until the conclusion of any judicial and technical matters.

Knockhill

Circuit Length = 1.2669 miles

Start: 11:15 Flag 11:45 End: 11:46

Race Director :	Stewards :	Timekeeper :
-----------------	------------	--------------

MCRCB BULLETIN TK023

2019 Bennetts British Superbike Championship - Round 5

2019 HEL Performance British Motostar Championship

FREE PRACTICE 1 - STATISTICS

CLASS :

14 Starters

Fastest Lap History

NO	NAME	LAP TIME	TIME OF DAY	LAP	VEHICLE
54	Sam BURMAN	58.244	11:17:04.508	2	KTM
70	Joshua WHATLEY	57.562	11:17:04.659	2	KTM
64	Asher DURHAM	55.994	11:17:08.629	2	Mahindra
64	Asher DURHAM	55.072	11:18:03.700	3	Mahindra
1	Victor RODRIGUEZ	54.723	11:19:08.408	4	DR Moto
64	Asher DURHAM	54.344	11:20:48.460	6	Mahindra
1	Victor RODRIGUEZ	53.980	11:20:57.431	6	DR Moto
1	Victor RODRIGUEZ	53.504	11:21:50.935	7	DR Moto
1	Victor RODRIGUEZ	53.191	11:25:27.447	11	DR Moto
14	Jack NIXON	53.180	11:25:57.627	11	KTM
11	Dan JONES	53.168	11:32:55.579	15	KTM
1	Victor RODRIGUEZ	53.147	11:33:22.037	17	DR Moto
1	Victor RODRIGUEZ	52.926	11:34:14.963	18	DR Moto
1	Victor RODRIGUEZ	52.768	11:39:36.571	24	DR Moto
1	Victor RODRIGUEZ	52.584	11:45:24.587	30	DR Moto

Weather / Track : Bright / Dry

These results are provisional until the conclusion of any judicial and technical matters.

Knockhill

Circuit Length = 1.2669 miles

Start: 11:15 Flag 11:45 End: 11:46

Race Director :	Stewards :	Timekeeper :
-----------------	------------	--------------

MCRCB BULLETIN TK023

2019 Bennetts British Superbike Championship - Round 5

2019 HEL Performance British Motostar Championship

FREE PRACTICE 1 - STATISTICS

CLASS : S

13 Starters

Fastest Lap History

NO	NAME	LAP TIME	TIME OF DAY	LAP	VEHICLE
35	Jeremy KNIGHT	59.155	11:17:06.150	2	Honda
72	Cameron HORSMAN	57.107	11:17:10.998	2	Honda
72	Cameron HORSMAN	56.756	11:18:07.754	3	Honda
72	Cameron HORSMAN	56.712	11:20:03.333	5	Honda
72	Cameron HORSMAN	55.302	11:20:58.635	6	Honda
71	Charlie FARRER	55.044	11:35:37.013	16	Honda
71	Charlie FARRER	54.974	11:45:49.138	23	Honda

Weather / Track : Bright / Dry

These results are provisional until the conclusion of any judicial and technical matters.

Knockhill

Circuit Length = 1.2669 miles

Start: 11:15 Flag 11:45 End: 11:46

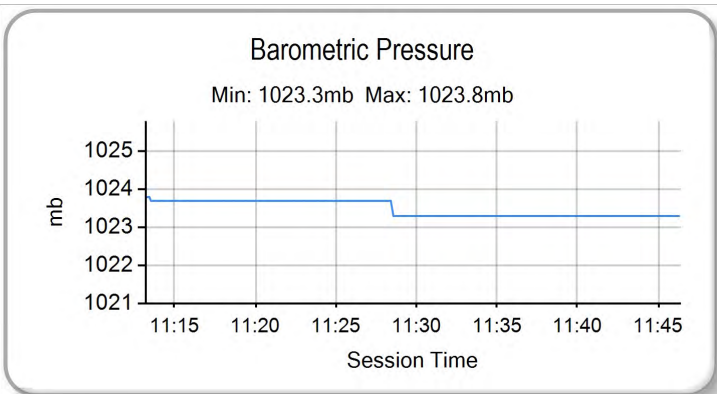
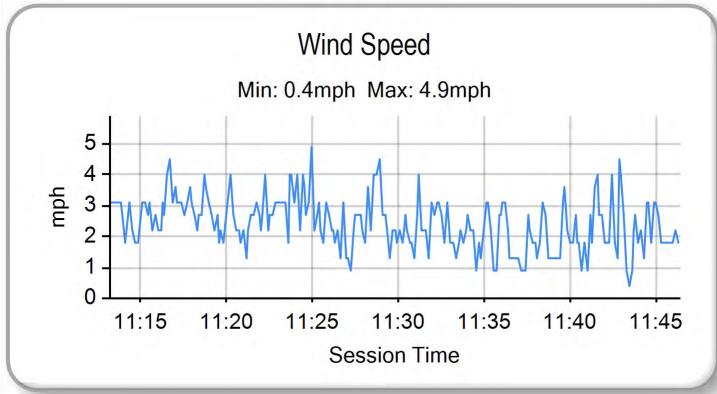
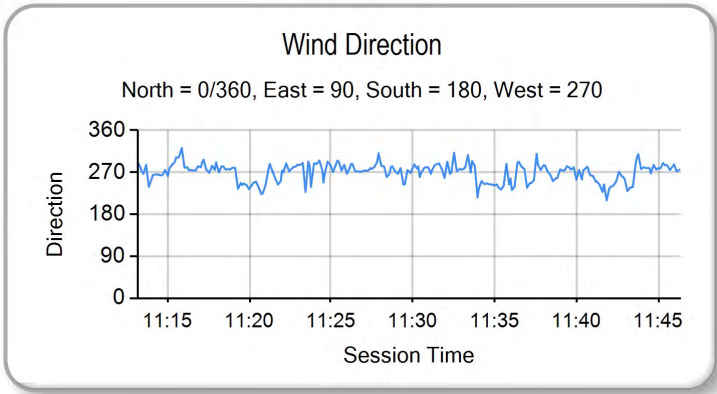
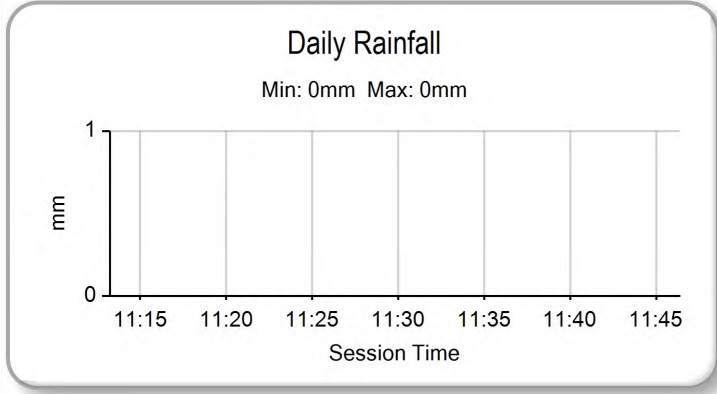
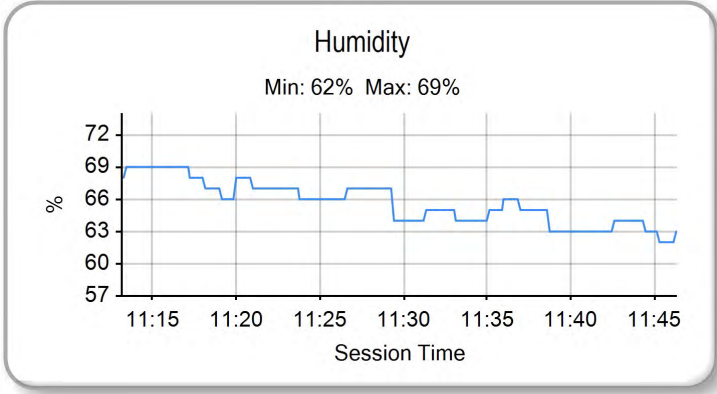
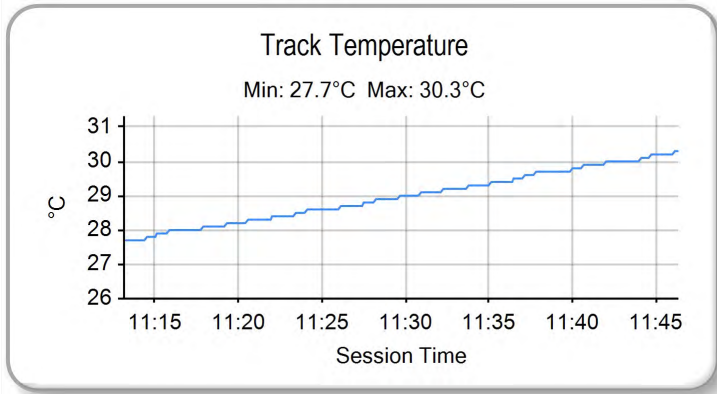
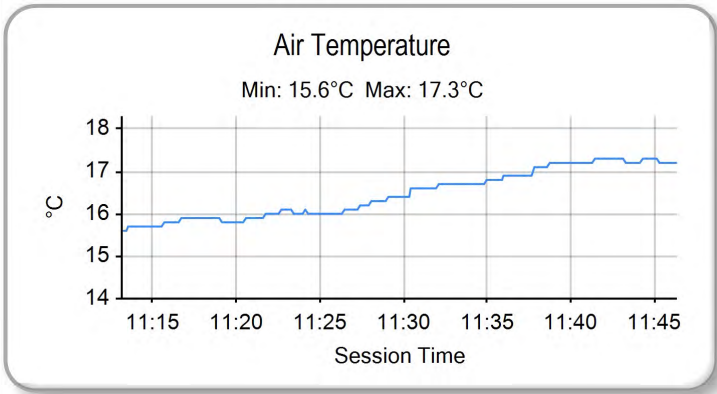
Race Director :	Stewards :	Timekeeper :
-----------------	------------	--------------

MCRCB BULLETIN TK024

2019 Bennetts British Superbike Championship - Round 5

2019 HEL Performance British Motostar Championship

FREE PRACTICE 1 - WEATHER CONDITIONS



Weather / Track : Bright / Dry

Knockhill
Circuit Length = 1.2669 miles
Start: 11:15 Flag 11:45 End: 11:46

Results can be found at www.tsl-timing.com

Printed - 11:49 Friday, 28 June 2019



POS	NO	CL	PIC NAME	NAT	ENTRY	TIME	ON	LAPS	GAP	DIFF	MPH
1	96		1 Brandon PAASCH	USA	KTM - FPW Racing	52.446	21	24			86.96
2	11		2 Dan JONES	GBR	KTM - City Lifting/RS Racing	52.493	19	23	0.047	0.047	86.88
3	1		3 Victor RODRIGUEZ	ESP	DR Moto - GA Competition	52.670	23	25	0.224	0.177	86.59
4	45		4 Scott SWANN	GBR	IFS KTM - IFS Team Swann Racing	52.703	25	25	0.257	0.033	86.54
5	14		5 Jack NIXON	GBR	KTM - Santander Salt	52.964	20	27	0.518	0.261	86.11
6	70		6 Joshua WHATLEY	GBR	KTM - KRP	53.211	18	24	0.765	0.247	85.71
7	64		7 Asher DURHAM	GBR	Mahindra - Microlise Cresswell Racing	53.613	15	17	1.167	0.402	85.07
8	7		8 Edmund BEST	GBR	KTM - SymCirrus Motorsport	53.642	22	25	1.196	0.029	85.02
9	54		9 Sam BURMAN	GBR	KTM - TeamWNT Burman Racing	54.493	18	25	2.047	0.851	83.70
10	19	S	1 Scott OGDEN	GBR	Honda - Premium Motorhomes Scott Ogden Racing	54.785	25	27	2.339	0.292	83.25
11	99		10 Jamie DAVIS	GBR	KTM - FPW Racing	54.829	20	25	2.383	0.044	83.18
12	48		11 Sharni PINFOLD	AUS	KTM - City Lifting/RS Racing	54.914	11	11	2.468	0.085	83.05
13	72	S	2 Cameron HORSMAN	GBR	Honda - Nova Racing/SP 125	54.952	26	26	2.506	0.038	83.00
14	88		12 Harry LEIGH	GBR	KTM - SymCirrus Motorsport	54.988	18	20	2.542	0.036	82.94
15	16	S	3 Harvey CLARIDGE	GBR	Honda - Nova Racing/SP 125	55.119	19	26	2.673	0.131	82.75
16	71	S	4 Charlie FARRER	GBR	Honda - Banks Racing/MotoEngineering	55.256	8	11	2.810	0.137	82.54
17	57	S	5 Josh HIATT	GBR	Honda - Sorrymate.com	55.275	22	27	2.829	0.019	82.51
18	17	S	6 Franco BOURNE	GBR	Honda - Franco Bourne / SP125	55.541	20	25	3.095	0.266	82.12
19	37	S	7 Corey TINKER	GBR	Honda - Microlise Cresswell Racing	55.741	14	25	3.295	0.200	81.82
20	35	S	8 Jeremy KNIGHT	GBR	Honda - Jeremy Knight Racing / SP125	55.772	25	25	3.326	0.031	81.78
21	22	S	9 Ross MAGUIRE	GBR	Honda - Stiggy Motorsport	56.003	14	27	3.557	0.231	81.44
22	77	S	10 Jamie LYONS	GBR	Honda - C&M Motors Ltd Racing	56.485	23	23	4.039	0.482	80.74
23	41	S	11 Kyal TINKER	GBR	Honda - Microlise Cresswell Racing	56.584	25	25	4.138	0.099	80.60
24	27	S	12 Calum BEACH	GBR	Honda - Calum Beach Racing/SP 125	57.136	20	26	4.690	0.552	79.82
25	66	S	13 Annabel THOMAS	GBR	Honda - Four Anjels Racing	58.110	5	11	5.664	0.974	78.49

CLASS "" - QUALIFYING LAPTIME (110.0% of 52.446) = 57.690
 CLASS "S" - QUALIFYING LAPTIME (110.0% of 54.785) = 1:00.263

26	56		13 Bradley WILSON	GBR	Honda - B.Wilson Racing	58.068	20	22	5.622		78.54
----	----	--	-------------------	-----	-------------------------	--------	----	----	-------	--	-------

- #45 - Lap 4, 22 & 24 times cancelled - Exceeding track limits at Turn 7 & 9
- #35 - Lap 10 time cancelled - Exceeding track limits at Turn 3
- #1 - Lap 11, 12 & 14 times cancelled - Exceeding track limits at Turns 7 & 9
- #16 - Lap 18 time cancelled - Exceeding track limits at Turn 7
- #17 - Lap 18 time cancelled - Exceeding track limits at Turn 7
- #11 - Lap 16 & 17 times cancelled - Exceeding track limits at Turns 7 & 9
- #7 - Lap 20 time cancelled - Exceeding track limits at Turn 7
- #96 - Lap 22 time cancelled - Exceeding track limits at Turn 3

Knockhill
 Circuit Length = 1.2669 miles
 Start: 15:05 Flag 15:43 End: 15:44

Weather / Track : Bright / Dry
 These results are provisional until the conclusion of any judicial and technical matters.

Race Director :	Stewards :	Timekeeper :
-----------------	------------	--------------

Results can be found at www.britishsuperbike.com

Printed - 15:44 Friday, 28 June 2019

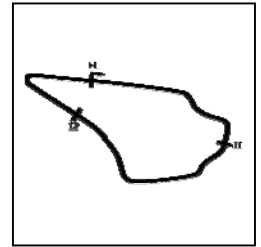


MCRCB BULLETIN TK050

2019 Bennetts British Superbike Championship - Round 5

2019 HEL Performance British Motostar Championship

FREE PRACTICE 2 - SECTOR ANALYSIS



SECTOR 1 = FL to I1, SECTOR 2 = I1 to I2, SECTOR 3 = I2 to FL, DIFF = Difference To Personal Best Lap, P = Crossed Finish Line in Pit Lane, D = Time Disallowed

P1 96		Brandon PAASCH				KTM - FPW Racing			
IDEAL LAP TIME : 52.368		BEST LAP TIME : 52.446		DIFFERENCE : 0.078					
LAP	SECTOR 1	SECTOR 2	SECTOR 3	LAP TIME	MPH	DIFF	TIME OF DAY		
1 -	OUTLAP	23.491	111.1	15.755	103.8		15:06:05.562		
2 -	18.266	22.263	109.8	15.558	105.6	56.087	81.32	3.641	15:07:01.649
3 -	17.868	21.088	113.9	15.109	106.1	54.065	84.36	1.619	15:07:55.714
4 -	17.728	21.153	114.3	15.158	106.1	54.039	84.40	1.593	15:08:49.753
5 -	17.548	20.923	114.3	15.048	106.0	53.519	85.22	1.073	15:09:43.272
6 -	17.393	21.479	114.1	14.871	107.0	53.743	84.86	1.297	15:10:37.015
7 -	17.326	20.817	115.3	15.200	106.5	53.343	85.50	0.897	15:11:30.358
8 -	18.232	21.692	108.4	20.531	34.6	1:00.455	75.44	8.009	15:12:30.813
9 -	OUTLAP	23.920	103.5	14.931	106.6	1:53.498	40.18	1:01.052	15:14:24.311
10 -	17.401	20.535	113.9	14.831	106.5	52.767 (3)	86.43	0.321	15:15:17.078
11 -	17.250	21.243	92.5	18.826	39.4	57.319	79.57	4.873	15:16:14.397
12 -	OUTLAP	20.766	114.9	15.101	106.0	16:44.575	4.54	15:52.129	15:32:58.972
13 -	17.688	20.713	114.1	15.040	106.6	53.441	85.34	0.995	15:33:52.413
14 -	17.748	20.923	114.3	14.774	106.3	53.445	85.34	0.999	15:34:45.858
15 -	17.289	21.434	113.9	15.422	106.1	54.145	84.23	1.699	15:35:40.003
16 -	17.391	20.880	114.7	14.997	106.1	53.268	85.62	0.822	15:36:33.271
17 -	17.333	20.656	114.5	15.107	106.0	53.096	85.90	0.650	15:37:26.367
18 -	17.389	22.903	103.4	15.993	105.6	56.285	81.03	3.839	15:38:22.652
19 -	17.401	20.473	116.3	15.048	106.5	52.922	86.18	0.476	15:39:15.574
20 -	19.241	22.848	76.6	16.725	106.0	58.814	77.55	6.368	15:40:14.388
21 -	17.155	20.479	114.5	14.812	107.5	52.446 (1)	86.96		15:41:06.834
22 -	20.219	23.074	96.4	15.537	106.8	58.830 D	77.53	6.384	15:42:05.664
23 -	17.187	20.439	114.5	14.824	107.3	52.450 (2)	86.96	0.004	15:42:58.114
24 -	17.441	21.288	113.9	15.189	106.6	53.918	84.59	1.472	15:43:52.032

P2 11		Dan JONES				KTM - City Lifting/RS Racing			
IDEAL LAP TIME : 52.413		BEST LAP TIME : 52.493		DIFFERENCE : 0.080					
LAP	SECTOR 1	SECTOR 2	SECTOR 3	LAP TIME	MPH	DIFF	TIME OF DAY		
1 -	OUTLAP	21.370	114.1	16.080	106.6		15:06:16.631		
2 -	19.958	26.406	59.1	18.729	108.0	1:05.093	70.07	12.600	15:07:21.724
3 -	17.664	21.027	114.7	15.238	108.0	53.929	84.57	1.436	15:08:15.653
4 -	17.784	21.459	115.7	15.135	109.1	54.378	83.87	1.885	15:09:10.031
5 -	17.646	20.784	115.7	14.937	108.0	53.367	85.46	0.874	15:10:03.398
6 -	17.659	21.844	103.4	17.875	46.8	57.378	79.49	4.885	15:11:00.776
7 -	OUTLAP	21.102	115.1	14.957	107.5	2:29.629	30.48	1:37.136	15:13:30.405
8 -	17.516	20.781	115.9	14.815	107.8	53.112	85.87	0.619	15:14:23.517
9 -	17.356	20.600	115.7	14.874	107.8	52.830	86.33	0.337	15:15:16.347
10 -	17.538	21.564	93.2	18.387	43.2	57.489	79.33	4.996	15:16:13.836
11 -	OUTLAP	21.439	114.7	15.151	106.3	15:51.313	4.79	14:58.820	15:32:05.149
12 -	17.412	20.680	116.7	14.880	107.8	52.972	86.10	0.479	15:32:58.121
13 -	19.473	20.718	115.7	14.829	108.2	55.020	82.89	2.527	15:33:53.141
14 -	17.264	20.829	110.7	15.551	108.5	53.644	85.02	1.151	15:34:46.785
15 -	17.221	20.651	117.3	14.884	108.0	52.756 (3)	86.45	0.263	15:35:39.541
16 -	19.214	20.882	117.1	15.032	108.9	55.128 D	82.73	2.635	15:36:34.669
17 -	17.231	20.644	116.7	14.838	109.2	52.713 D	86.52	0.220	15:37:27.382
18 -	17.485	22.767	67.8	17.831	107.8	58.083	78.52	5.590	15:38:25.465
19 -	17.237	20.449	115.7	14.807	108.2	52.493 (1)	86.88		15:39:17.958
20 -	18.028	23.763	66.5	19.201	108.4	1:00.992	74.78	8.499	15:40:18.950
21 -	17.225	20.472	116.1	16.645	106.8	54.342	83.93	1.849	15:41:13.292
22 -	17.499	26.311	59.2	18.591	108.2	1:02.401	73.09	9.908	15:42:15.693
23 -	17.157	20.500	116.3	14.878	108.2	52.535 (2)	86.82	0.042	15:43:08.228

Weather / Track : Bright / Dry

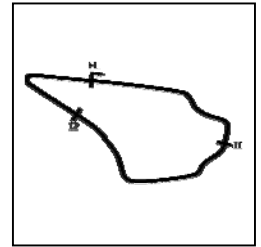
Knockhill
Circuit Length = 1.2669 miles
Start: 15:05 Flag 15:43 End: 15:44

MCRCB BULLETIN TK050

2019 Bennetts British Superbike Championship - Round 5

2019 HEL Performance British Motostar Championship

FREE PRACTICE 2 - SECTOR ANALYSIS



SECTOR 1 = FL to I1, SECTOR 2 = I1 to I2, SECTOR 3 = I2 to FL, DIFF = Difference To Personal Best Lap, P = Crossed Finish Line in Pit Lane, D = Time Disallowed

P3 1		Victor RODRIGUEZ				DR Moto - GA Competition			
IDEAL LAP TIME : 52.439		BEST LAP TIME : 52.670		DIFFERENCE : 0.231					
LAP	SECTOR 1	SECTOR 2		SECTOR 3		LAP TIME	MPH	DIFF	TIME OF DAY
1 -	OUTLAP	22.118	110.0	17.003	105.6				15:06:37.629
2 -	18.002	20.989	113.9	15.143	104.8	54.134	84.25	1.464	15:07:31.763
3 -	17.858	20.838	114.5	15.353	106.5	54.049	84.38	1.379	15:08:25.812
4 -	17.594	20.891	114.7	15.107	106.3	53.592	85.10	0.922	15:09:19.404
5 -	17.416	20.707	114.5	14.972	107.7	53.095	85.90	0.425	15:10:12.499
6 -	17.880	20.717	114.5	14.901	108.2	53.498	85.25	0.828	15:11:05.997
7 -	17.909	21.152	114.9	14.987	107.3	54.048	84.39	1.378	15:12:00.045
8 -	17.490	20.605	114.5	14.784	106.1	52.879	86.25	0.209	15:12:52.924
9 -	17.351	20.909	114.5	14.869	106.8	53.129	85.84	0.459	15:13:46.053
10 -	17.327	20.657	113.9	14.864	106.5	52.848	86.30	0.178	15:14:38.901
11 -	17.391	20.676	114.5	14.827	107.8	52.894	86.23	0.224	15:15:31.795
12 -	17.390	20.772	114.5	14.909	107.3	53.071	85.94	0.401	15:16:24.866
13 -	17.386	21.109	114.7	14.835	108.2	53.330	85.52	0.660	15:17:18.196
14 -	17.514	20.737	114.3	14.767	107.3	53.048	86.02	0.348	15:18:11.214
15 -	OUTLAP	22.351	112.2	15.504	105.3	14:27.747	5.25	13:35.077	15:32:38.961
16 -	17.676	22.627	97.3	19.853	35.9	1:00.156	75.82	7.486	15:33:39.117
17 -	OUTLAP	24.606	112.5	16.344	108.7	2:01.128	37.65	1:08.458	15:35:40.245
18 -	17.683	20.870	115.5	15.201	107.8	53.754	84.85	1.084	15:36:33.999
19 -	17.314	20.600	116.3	14.825	109.4	52.739 (2)	86.48	0.069	15:37:26.738
20 -	18.274	22.476	81.8	16.337	107.0	57.087	79.89	4.417	15:38:23.825
21 -	17.296	20.668	115.1	14.878	108.2	52.842 (3)	86.31	0.172	15:39:16.667
22 -	17.808	23.775	73.2	21.797	107.7	1:03.380	71.96	10.710	15:40:20.047
23 -	17.344	20.521	114.7	14.805	107.5	52.670 (1)	86.59		15:41:12.717
24 -	17.942	24.686	73.5	21.230	94.2	1:03.858	71.42	11.188	15:42:16.575
25 -	17.613	20.630	114.9	14.622	108.5	52.865	86.27	0.195	15:43:09.440

P4 45		Scott SWANN				IFS KTM - IFS Team Swann Racing			
IDEAL LAP TIME : 52.643		BEST LAP TIME : 52.703		DIFFERENCE : 0.060					
LAP	SECTOR 1	SECTOR 2		SECTOR 3		LAP TIME	MPH	DIFF	TIME OF DAY
1 -	OUTLAP	25.100	99.8	19.343	44.0				15:06:52.641
2 -	OUTLAP	21.895	111.1	16.096	104.2	2:13.026	34.28	1:20.323	15:09:05.667
3 -	18.011	20.989	111.8	15.544	105.3	54.544	83.62	1.841	15:10:00.211
4 -	17.982	20.898	113.1	16.018	105.5	54.898	83.08	2.195	15:10:55.109
5 -	18.010	20.840	113.3	15.566	106.6	54.416	83.81	1.713	15:11:49.525
6 -	17.770	21.016	112.9	15.420	105.5	54.206	84.14	1.503	15:12:43.731
7 -	17.932	20.906	113.1	15.123	106.0	53.961	84.52	1.258	15:13:37.692
8 -	17.655	20.823	112.7	15.000	106.1	53.478	85.28	0.775	15:14:31.170
9 -	17.941	20.835	114.5	15.062	105.5	53.838	84.71	1.135	15:15:25.008
10 -	17.770	21.429	113.1	15.133	105.8	54.332	83.94	1.629	15:16:19.340
11 -	17.663	20.621	114.5	15.001	105.8	53.285	85.59	0.582	15:17:12.625
12 -	17.780	20.675	114.1	15.113	105.5	53.568	85.14	0.865	15:18:06.193
13 -	17.547	20.515	114.7	15.300	104.8	53.362	85.47	0.659	15:18:59.555
14 -	OUTLAP	23.366	111.1	15.906	104.3	14:20.224	5.30	13:27.521	15:33:19.779
15 -	18.168	21.416	112.9	15.596	103.7	55.180	82.65	2.477	15:34:14.959
16 -	17.929	20.802	114.5	15.146	105.5	53.877	84.65	1.174	15:35:08.836
17 -	17.673	21.152	114.3	15.219	105.6	54.044	84.39	1.341	15:36:02.880
18 -	17.766	20.690	114.7	15.167	104.8	53.623	85.05	0.920	15:36:56.503
19 -	17.608	20.624	114.3	14.992	105.6	53.224	85.69	0.521	15:37:49.727
20 -	17.463	20.471	113.9	14.939	105.6	52.873 (3)	86.26	0.170	15:38:42.600
21 -	17.548	20.482	114.1	15.023	105.8	53.053	85.97	0.350	15:39:35.653
22 -	17.761	21.588	113.1	15.140	106.0	54.489	83.70	1.786	15:40:30.142
23 -	17.437	20.445	114.1	14.880	106.6	52.762 (2)	86.44	0.059	15:41:22.904
24 -	18.057	21.219	113.9	15.025	106.1	54.304	83.99	1.598	15:42:17.205
25 -	17.387	20.376	115.1	14.940	107.3	52.703 (1)	86.54		15:43:09.908

Weather / Track : Bright / Dry

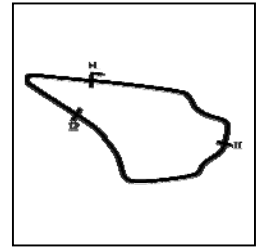
Knockhill
Circuit Length = 1.2669 miles
Start: 15:05 Flag 15:43 End: 15:44

MCRCB BULLETIN TK050

2019 Bennetts British Superbike Championship - Round 5

2019 HEL Performance British Motostar Championship

FREE PRACTICE 2 - SECTOR ANALYSIS



SECTOR 1 = FL to I1, SECTOR 2 = I1 to I2, SECTOR 3 = I2 to FL, DIFF = Difference To Personal Best Lap, P = Crossed Finish Line in Pit Lane, D = Time Disallowed

P5 14		Jack NIXON				KTM - Santander Salt			
IDEAL LAP TIME : 52.814		BEST LAP TIME : 52.964		DIFFERENCE : 0.150					
LAP	SECTOR 1	SECTOR 2		SECTOR 3		LAP TIME	MPH	DIFF	TIME OF DAY
1 -	OUTLAP	23.784	103.8	17.482	101.8				15:06:37.398
2 -	19.453	21.610	113.5	15.911	106.6	56.974	80.05	4.010	15:07:34.372
3 -	18.375	21.361	113.5	15.514	106.8	55.250	82.55	2.286	15:08:29.622
4 -	18.199	21.685	112.4	15.449	106.6	55.333	82.43	2.369	15:09:24.955
5 -	17.953	20.963	113.7	15.255	107.3	54.171	84.19	1.207	15:10:19.126
6 -	17.744	20.729	114.3	15.098	107.3	53.571	85.14	0.607	15:11:12.697
7 -	17.970	21.400	112.5	15.136	107.7	54.506	83.68	1.542	15:12:07.203
8 -	17.625	20.668	114.1	14.986	107.8	53.279	85.60	0.315	15:13:00.482
9 -	18.454	21.464	113.9	15.041	107.7	54.959	82.99	1.995	15:13:55.441
10 -	17.487	20.568	114.7	15.024	107.0	53.079 (2)	85.93	0.115	15:14:48.520
11 -	17.580	21.936	112.9	15.236	107.8	54.752	83.30	1.788	15:15:43.272
12 -	17.533	21.296	114.5	15.057	108.0	53.886	84.64	0.922	15:16:37.158
13 -	17.901	21.509	113.5	15.110	107.7	54.520	83.65	1.556	15:17:31.678
14 -	17.506	20.510	114.7	15.129	107.5	53.145	85.82	0.181	15:18:24.823
15 -	OUTLAP	24.973	101.6	15.700	106.8	14:33.766	5.22	13:40.802	15:32:58.589
16 -	17.715	20.776	113.7	15.149	106.6	53.640	85.03	0.676	15:33:52.229
17 -	17.541	20.725	114.3	14.927	107.0	53.193	85.74	0.229	15:34:45.422
18 -	17.552	21.852	116.5	15.280	109.1	54.684	83.40	1.720	15:35:40.106
19 -	17.541	20.821	115.7	15.083	108.0	53.445	85.34	0.481	15:36:33.551
20 -	17.389	20.498	115.5	15.077	108.4	52.964 (1)	86.11		15:37:26.515
21 -	17.405	22.295	108.0	15.813	107.0	55.513	82.16	2.549	15:38:22.028
22 -	17.582	20.830	112.4	15.252	108.5	53.664	84.99	0.700	15:39:15.692
23 -	19.303	22.348	90.4	17.742	107.8	59.393	76.79	6.429	15:40:15.085
24 -	17.394	20.556	114.7	15.167	107.5	53.117 (3)	85.86	0.153	15:41:08.202
25 -	17.426	21.204	111.4	15.066	108.4	53.696	84.94	0.732	15:42:01.898
26 -	18.312	21.340	114.7	15.330	107.5	54.982	82.95	2.018	15:42:56.880
27 -	17.411	20.827	114.5	15.044	107.0	53.282	85.60	0.318	15:43:50.162

P6 70		Joshua WHATLEY				KTM - KRP			
IDEAL LAP TIME : 53.079		BEST LAP TIME : 53.211		DIFFERENCE : 0.132					
LAP	SECTOR 1	SECTOR 2		SECTOR 3		LAP TIME	MPH	DIFF	TIME OF DAY
1 -	OUTLAP	23.381	106.5	15.717	106.0				15:06:05.727
2 -	18.347	21.295	113.9	15.237	107.7	54.879	83.11	1.668	15:07:00.606
3 -	17.657	21.096	116.3	15.377	107.7	54.130	84.26	0.919	15:07:54.736
4 -	17.726	21.064	114.9	15.012	108.0	53.802	84.77	0.591	15:08:48.538
5 -	17.523	21.185	114.9	15.235	108.0	53.943	84.55	0.732	15:09:42.481
6 -	17.581	21.027	115.5	15.233	107.3	53.841	84.71	0.630	15:10:36.322
7 -	17.447	21.143	115.3	15.144	107.7	53.734	84.88	0.523	15:11:30.056
8 -	17.497	21.307	108.5	20.880	28.9	59.684	76.42	6.473	15:12:29.740
9 -	OUTLAP	25.776	86.7	19.600	105.0	4:37.090	16.46	3:43.879	15:17:06.830
10 -	18.158	24.460	99.2	17.177	108.5	59.795	76.27	6.584	15:18:06.625
11 -	17.639	20.735	115.7	15.069	108.7	53.443 (3)	85.34	0.232	15:19:00.068
12 -	OUTLAP	24.745	75.4	18.250	107.3	13:28.037	5.64	12:34.826	15:32:28.105
13 -	17.584	21.123	115.1	15.429	107.8	54.136	84.25	0.925	15:33:22.241
14 -	17.945	22.026	114.9	14.999	109.6	54.970	82.97	1.759	15:34:17.211
15 -	18.008	21.281	116.1	15.471	107.8	54.760	83.29	1.549	15:35:11.971
16 -	17.539	20.936	116.3	15.162	109.4	53.637	85.03	0.426	15:36:05.608
17 -	17.602	21.078	116.1	15.271	108.2	53.951	84.54	0.740	15:36:59.559
18 -	17.345	20.831	116.1	15.035	107.7	53.211 (1)	85.71		15:37:52.770
19 -	17.458	20.976	115.1	15.047	107.8	53.481	85.28	0.270	15:38:46.251
20 -	17.378	20.802	115.7	15.121	108.2	53.301 (2)	85.57	0.090	15:39:39.552
21 -	17.394	22.626	109.2	24.054	30.7	1:04.074	71.18	10.863	15:40:43.626
22 -	OUTLAP	21.516	113.9	15.190	108.5	1:15.545	60.37	22.334	15:41:59.171
23 -	18.062	23.227	103.7	17.003	109.1	58.292	78.24	5.081	15:42:57.463
24 -	17.998	21.236	115.7	15.461	108.5	54.695	83.39	1.484	15:43:52.158

Weather / Track : Bright / Dry

Knockhill
 Circuit Length = 1.2669 miles
 Start: 15:05 Flag 15:43 End: 15:44

MCRCB BULLETIN TK050

2019 Bennetts British Superbike Championship - Round 5

2019 HEL Performance British Motostar Championship

FREE PRACTICE 2 - SECTOR ANALYSIS



SECTOR 1 = FL to I1, SECTOR 2 = I1 to I2, SECTOR 3 = I2 to FL, DIFF = Difference To Personal Best Lap, P = Crossed Finish Line in Pit Lane, D = Time Disallowed

P7 64 Asher DURHAM		Mahindra - Microlise Cresswell Racing							
IDEAL LAP TIME : 53.482		BEST LAP TIME : 53.613		DIFFERENCE : 0.131					
LAP	SECTOR 1	SECTOR 2	SECTOR 3	LAP TIME	MPH	DIFF	TIME OF DAY		
1 -	OUTLAP	22.289	110.9	16.662	101.9		15:07:42.764		
2 -	18.710	21.640	112.0	15.924	104.3	56.274	81.05	2.661	15:08:39.038
3 -	18.239	21.681	112.2	15.804	104.8	55.724	81.85	2.111	15:09:34.762
4 -	18.243	21.623	112.2	19.855	31.8	59.721	76.37	6.108	15:10:34.483
5 -	OUTLAP	21.635	110.9	19.298	101.9	5:45.880	13.18	4:52.267	15:16:20.363
6 -	18.384	21.292	112.4	15.842	103.5	55.518	82.15	1.905	15:17:15.881
7 -	19.453	25.241	109.6	20.258	37.2	1:04.952	70.22	11.339	15:18:20.833
8 -	OUTLAP	21.502	113.1	15.725	105.6	17:07.442	4.43	16:13.829	15:35:28.275
9 -	17.762	21.172	113.3	15.683	105.6	54.617	83.51	1.004	15:36:22.892
10 -	17.734	21.043	112.5	15.532	105.8	54.309	83.98	0.696	15:37:17.201
11 -	17.886	21.328	112.5	15.425	105.1	54.639	83.47	1.026	15:38:11.840
12 -	17.661	21.050	112.7	15.488	105.5	54.199	84.15	0.586	15:39:06.039
13 -	17.595	20.960	112.5	15.580	105.3	54.135	84.25	0.522	15:40:00.174
14 -	17.637	20.929	112.5	15.578	105.6	54.144	84.24	0.531	15:40:54.318
15 -	17.474	20.702	113.1	15.437	105.6	53.613 (1)	85.07		15:41:47.931
16 -	17.477	20.946	112.7	15.316	106.6	53.739 (3)	84.87	0.126	15:42:41.670
17 -	17.544	20.692	112.9	15.460	106.1	53.696 (2)	84.94	0.083	15:43:35.366

P8 7 Edmund BEST		KTM - SymCirrus Motorsport							
IDEAL LAP TIME : 53.584		BEST LAP TIME : 53.642		DIFFERENCE : 0.058					
LAP	SECTOR 1	SECTOR 2	SECTOR 3	LAP TIME	MPH	DIFF	TIME OF DAY		
1 -	OUTLAP	23.047	109.4	15.979	102.9		15:06:22.527		
2 -	18.197	21.269	110.7	15.666	103.7	55.132	82.73	1.490	15:07:17.659
3 -	18.579	21.220	112.4	15.513	104.5	55.312	82.46	1.670	15:08:12.971
4 -	18.851	24.035	111.4	15.497	104.5	58.383	78.12	4.741	15:09:11.354
5 -	18.115	21.459	110.7	15.489	103.7	55.063	82.83	1.421	15:10:06.417
6 -	17.823	21.215	111.2	15.520	103.8	54.558	83.60	0.916	15:11:00.975
7 -	17.782	20.959	111.1	15.374	104.5	54.115	84.28	0.473	15:11:55.090
8 -	18.416	23.461	87.0	17.706	102.9	59.583	76.55	5.941	15:12:54.673
9 -	17.826	20.914	111.8	15.195	105.1	53.935 (3)	84.56	0.293	15:13:48.608
10 -	17.810	21.202	110.7	15.551	102.9	54.563	83.59	0.921	15:14:43.171
11 -	17.894	21.113	110.9	17.729	42.0	56.736	80.39	3.094	15:15:39.907
12 -	OUTLAP	21.524	110.1	15.617	103.0	16:27.705	4.61	15:34.063	15:32:07.612
13 -	17.782	21.215	110.9	15.532	103.0	54.529	83.64	0.887	15:33:02.141
14 -	17.774	20.955	111.2	15.290	103.4	54.019	84.43	0.377	15:33:56.160
15 -	17.646	20.969	111.8	15.349	103.7	53.964	84.52	0.322	15:34:50.124
16 -	18.259	21.043	111.6	15.430	104.0	54.732	83.33	1.090	15:35:44.856
17 -	17.683	20.845	112.4	15.358	104.3	53.886 (2)	84.64	0.244	15:36:38.742
18 -	17.784	21.000	111.8	15.438	103.8	54.222	84.11	0.580	15:37:32.964
19 -	17.996	21.810	111.1	15.534	103.5	55.340	82.41	1.698	15:38:28.304
20 -	17.647	20.940	110.5	15.338	104.0	53.925 D	84.58	0.283	15:39:22.229
21 -	17.645	20.986	112.0	15.388	104.6	54.019	84.43	0.377	15:40:16.248
22 -	17.634	20.755	111.2	15.253	104.6	53.642 (1)	85.02		15:41:09.890
23 -	17.707	21.601	111.1	15.352	104.3	54.660	83.44	1.018	15:42:04.550
24 -	17.767	21.036	111.2	15.250	105.5	54.053	84.38	0.411	15:42:58.603
25 -	18.058	20.876	112.5	15.234	105.5	54.168	84.20	0.526	15:43:52.771

Weather / Track : Bright / Dry

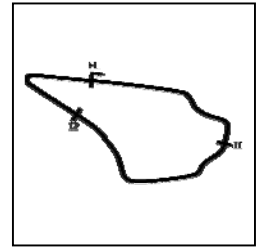
Knockhill
Circuit Length = 1.2669 miles
Start: 15:05 Flag 15:43 End: 15:44

MCRCB BULLETIN TK050

2019 Bennetts British Superbike Championship - Round 5

2019 HEL Performance British Motostar Championship

FREE PRACTICE 2 - SECTOR ANALYSIS



SECTOR 1 = FL to I1, SECTOR 2 = I1 to I2, SECTOR 3 = I2 to FL, DIFF = Difference To Personal Best Lap, P = Crossed Finish Line in Pit Lane, D = Time Disallowed

P9 54		Sam BURMAN				KTM - TeamWNT Burman Racing			
IDEAL LAP TIME : 54.221		BEST LAP TIME : 54.493		DIFFERENCE : 0.272					
LAP	SECTOR 1	SECTOR 2	SECTOR 3	LAP TIME	MPH	DIFF	TIME OF DAY		
1 -	OUTLAP	22.131	111.8	15.859	105.5				15:06:02.545
2 -	18.804	21.823	113.1	15.875	105.5	56.502	80.72	2.009	15:06:59.047
3 -	18.450	21.586	113.7	15.564	106.6	55.600	82.03	1.107	15:07:54.647
4 -	18.351	21.375	114.3	15.664	106.6	55.390	82.34	0.897	15:08:50.037
5 -	18.053	21.171	114.5	15.468	106.3	54.692 (3)	83.39	0.199	15:09:44.729
6 -	18.074	21.335	113.1	15.462	106.0	54.871	83.12	0.378	15:10:39.600
7 -	18.259	22.093	112.5	17.699	56.6	58.051	78.57	3.558	15:11:37.651
8 -	OUTLAP	21.798	112.5	15.683	106.3	2:02.775	37.15	1:08.282	15:13:40.426
9 -	18.390	21.859	113.3	15.758	105.3	56.007	81.43	1.514	15:14:36.433
10 -	18.252	21.517	112.9	15.728	105.3	55.497	82.18	1.004	15:15:31.930
11 -	18.022	21.322	114.5	15.688	106.5	55.032	82.88	0.539	15:16:26.962
12 -	17.975	21.213	113.9	15.359	106.6	54.547 (2)	83.61	0.054	15:17:21.509
13 -	17.978	21.199	112.9	15.986	106.5	55.163	82.68	0.670	15:18:16.672
14 -	OUTLAP	24.969	101.5	16.136	106.3	14:42.668	5.16	13:48.175	15:32:59.340
15 -	18.605	21.792	114.1	15.267	105.8	55.664	81.94	1.171	15:33:55.004
16 -	17.995	21.392	114.9	15.581	104.6	54.968	82.97	0.475	15:34:49.972
17 -	18.665	21.229	115.9	15.405	107.2	55.299	82.48	0.806	15:35:45.271
18 -	17.851	21.103	114.5	15.539	108.5	54.493 (1)	83.70		15:36:39.764
19 -	18.161	21.401	114.1	15.472	106.3	55.034	82.87	0.541	15:37:34.798
20 -	17.961	21.468	113.1	15.463	106.6	54.892	83.09	0.399	15:38:29.690
21 -	18.814	22.002	111.8	15.639	105.5	56.455	80.79	1.962	15:39:26.145
22 -	18.059	21.844	112.2	15.946	106.1	55.849	81.66	1.356	15:40:21.994
23 -	18.082	21.630	113.3	15.467	106.8	55.179	82.66	0.686	15:41:17.173
24 -	18.152	21.588	114.3	15.759	106.8	55.499	82.18	1.006	15:42:12.672
25 -	18.113	21.387	113.7	15.482	106.5	54.982	82.95	0.489	15:43:07.654

P10 19 S		Scott OGDEN				Honda - Premium Motorhomes Scott Ogden Racing			
IDEAL LAP TIME : 54.679		BEST LAP TIME : 54.785		DIFFERENCE : 0.106					
LAP	SECTOR 1	SECTOR 2	SECTOR 3	LAP TIME	MPH	DIFF	TIME OF DAY		
1 -	OUTLAP	23.367	104.0	16.795	97.9				15:06:17.028
2 -	19.451	22.697	107.0	16.165	99.1	58.313	78.21	3.528	15:07:15.341
3 -	18.938	22.848	107.2	15.946	99.4	57.732	79.00	2.947	15:08:13.073
4 -	19.010	22.217	107.8	15.908	101.2	57.135	79.83	2.350	15:09:10.208
5 -	18.864	22.185	106.8	16.178	100.0	57.227	79.70	2.442	15:10:07.435
6 -	18.531	21.910	106.5	16.081	98.2	56.522	80.69	1.737	15:11:03.957
7 -	18.578	21.884	106.3	15.681	98.9	56.143	81.24	1.358	15:12:00.100
8 -	18.260	21.604	106.3	15.525	99.8	55.389	82.34	0.604	15:12:55.489
9 -	18.169	21.464	106.8	15.522	99.4	55.155	82.69	0.370	15:13:50.644
10 -	18.138	21.550	107.0	15.547	99.2	55.235	82.57	0.450	15:14:45.879
11 -	18.111	21.553	107.5	15.552	100.4	55.216	82.60	0.431	15:15:41.095
12 -	18.353	21.638	106.6	15.646	99.7	55.637	81.97	0.852	15:16:36.732
13 -	18.505	21.786	108.7	15.644	99.7	55.935	81.54	1.150	15:17:32.667
14 -	18.098	21.452	107.3	15.619	99.1	55.169	82.67	0.384	15:18:27.836
15 -	OUTLAP	22.680	106.6	16.282	96.8	14:12.001	5.35	13:17.216	15:32:39.837
16 -	18.375	21.653	107.0	15.617	99.4	55.645	81.96	0.860	15:33:35.482
17 -	18.179	21.657	107.5	15.535	100.1	55.371	82.37	0.586	15:34:30.853
18 -	18.113	22.168	106.5	15.711	98.8	55.992	81.46	1.207	15:35:26.845
19 -	18.128	21.379	107.8	15.534	99.2	55.041	82.86	0.256	15:36:21.886
20 -	18.148	21.466	107.8	15.443	99.5	55.057	82.84	0.272	15:37:16.943
21 -	18.318	21.766	109.4	15.497	99.7	55.581	82.06	0.796	15:38:12.524
22 -	18.060	21.399	107.0	15.388	99.7	54.847	83.16	0.062	15:39:07.371
23 -	18.009	21.437	107.5	15.394	99.5	54.840	83.17	0.055	15:40:02.211
24 -	18.028	21.353	107.8	15.412	99.5	54.793 (2)	83.24	0.008	15:40:57.004
25 -	18.037	21.373	107.8	15.375	99.7	54.785 (1)	83.25		15:41:51.789
26 -	18.053	21.433	107.3	15.362	99.8	54.848	83.15	0.063	15:42:46.637
27 -	18.066	21.424	107.0	15.317	99.4	54.807 (3)	83.22	0.022	15:43:41.444

Weather / Track : Bright / Dry

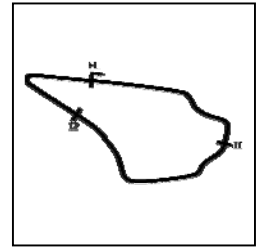
Knockhill
Circuit Length = 1.2669 miles
Start: 15:05 Flag 15:43 End: 15:44

MCRCB BULLETIN TK050

2019 Bennetts British Superbike Championship - Round 5

2019 HEL Performance British Motostar Championship

FREE PRACTICE 2 - SECTOR ANALYSIS



SECTOR 1 = FL to I1, SECTOR 2 = I1 to I2, SECTOR 3 = I2 to FL, DIFF = Difference To Personal Best Lap, P = Crossed Finish Line in Pit Lane, D = Time Disallowed

P11 99		Jamie DAVIS				KTM - FPW Racing			
IDEAL LAP TIME : 54.688		BEST LAP TIME : 54.829		DIFFERENCE : 0.141					
LAP	SECTOR 1	SECTOR 2	SECTOR 3	LAP TIME	MPH	DIFF	TIME OF DAY		
1 -	OUTLAP	22.786	111.4	16.265	104.3		15:06:06.252		
2 -	18.157	21.808	111.6	15.844	104.5	55.809	81.72	0.980	15:07:02.061
3 -	18.107	21.635	112.5	15.617	105.0	55.359	82.39	0.530	15:07:57.420
4 -	18.004	21.774	111.6	15.839	104.3	55.617	82.00	0.788	15:08:53.037
5 -	18.244	21.716	112.0	15.823	104.2	55.783	81.76	0.954	15:09:48.820
6 -	18.101	21.666	112.0	15.625	104.3	55.392	82.34	0.563	15:10:44.212
7 -	18.096	21.614	111.8	15.653	104.2	55.363	82.38	0.534	15:11:39.575
8 -	18.050	21.922	107.0	21.393	25.6	1:01.365	74.32	6.536	15:12:40.940
9 -	OUTLAP	24.410	106.1	15.881	105.1	3:12.309	23.71	2:17.480	15:15:53.249
10 -	18.013	21.559	112.2	15.714	104.0	55.286	82.50	0.457	15:16:48.535
11 -	17.896	21.619	112.2	15.684	104.6	55.199	82.63	0.370	15:17:43.734
12 -	17.979	21.386	112.2	15.649	104.6	55.014	82.90	0.185	15:18:38.748
13 -	OUTLAP	23.031	105.6	15.912	104.0	13:32.720	5.61	12:37.891	15:32:11.468
14 -	18.093	21.873	112.7	15.514	104.0	55.480	82.21	0.651	15:33:06.948
15 -	18.155	21.637	112.4	15.511	104.6	55.303	82.47	0.474	15:34:02.251
16 -	17.972	21.617	112.7	15.587	104.0	55.176	82.66	0.347	15:34:57.427
17 -	18.000	22.500	106.3	21.149	29.4	1:01.649	73.98	6.820	15:35:59.076
18 -	OUTLAP	21.729	112.0	15.636	104.0	1:09.153	65.95	14.324	15:37:08.229
19 -	17.994	21.523	112.7	15.582	104.8	55.099	82.78	0.270	15:38:03.328
20 -	17.812	21.475	112.7	15.542	104.6	54.829 (1)	83.18		15:38:58.157
21 -	17.839	21.375	112.5	15.636	105.5	54.850 (2)	83.15	0.021	15:39:53.007
22 -	17.876	21.622	110.5	15.667	105.5	55.165	82.68	0.336	15:40:48.172
23 -	17.983	22.019	112.0	15.657	104.3	55.659	81.94	0.830	15:41:43.831
24 -	17.905	21.510	112.4	15.645	105.1	55.060	82.83	0.231	15:42:38.891
25 -	17.802	21.416	112.4	15.739	105.3	54.957 (3)	82.99	0.128	15:43:33.848

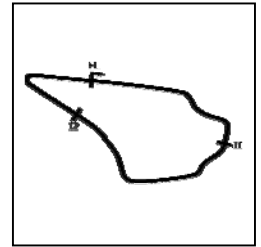
P12 48		Sharni PINFOLD				KTM - City Lifting/RS Racing			
IDEAL LAP TIME : 54.596		BEST LAP TIME : 54.914		DIFFERENCE : 0.318					
LAP	SECTOR 1	SECTOR 2	SECTOR 3	LAP TIME	MPH	DIFF	TIME OF DAY		
1 -	OUTLAP	22.727	111.4	15.936	107.0		15:06:08.074		
2 -	19.223	21.994	112.2	15.951	106.5	57.168	79.78	2.254	15:07:05.242
3 -	19.070	21.904	112.7	15.876	106.3	56.850	80.23	1.936	15:08:02.092
4 -	18.909	21.841	110.7	15.922	106.3	56.672	80.48	1.758	15:08:58.764
5 -	18.656	21.524	112.7	15.517	107.5	55.697	81.89	0.783	15:09:54.461
6 -	18.307	21.615	111.6	15.401	105.5	55.323 (3)	82.44	0.409	15:10:49.784
7 -	18.392	21.403	112.9	15.421	106.0	55.216 (2)	82.60	0.302	15:11:45.000
8 -	18.689	21.341	112.9	15.378	106.5	55.408	82.31	0.494	15:12:40.408
9 -	18.567	21.293	112.9	18.265	38.8	58.125	78.47	3.211	15:13:38.533
10 -	OUTLAP	21.709	112.4	15.809	104.0	3:40.678	20.66	2:45.764	15:17:19.211
11 -	18.373	21.295	113.5	15.246	106.8	54.914 (1)	83.05		15:18:14.125

MCRCB BULLETIN TK050

2019 Bennetts British Superbike Championship - Round 5

2019 HEL Performance British Motostar Championship

FREE PRACTICE 2 - SECTOR ANALYSIS



SECTOR 1 = FL to I1, SECTOR 2 = I1 to I2, SECTOR 3 = I2 to FL, DIFF = Difference To Personal Best Lap, P = Crossed Finish Line in Pit Lane, D = Time Disallowed

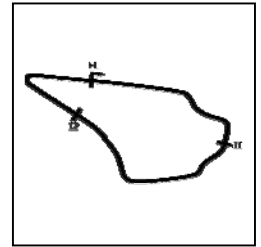
P13 72 S		Cameron HORSMAN				Honda - Nova Racing/SP 125			
IDEAL LAP TIME : 54.726		BEST LAP TIME : 54.952		DIFFERENCE : 0.226					
LAP	SECTOR 1	SECTOR 2	SECTOR 3	LAP TIME	MPH	DIFF	TIME OF DAY		
1 -	OUTLAP	22.071	106.3	16.129	98.8		15:06:53.780		
2 -	18.581	21.484	107.5	15.731	99.4	55.796	81.74	0.844	15:07:49.576
3 -	18.511	21.654	106.6	15.636	99.5	55.801	81.73	0.849	15:08:45.377
4 -	18.415	21.540	107.2	15.778	99.1	55.733	81.83	0.781	15:09:41.110
5 -	18.395	21.428	107.5	15.856	100.9	55.679	81.91	0.727	15:10:36.789
6 -	18.182	21.439	107.5	15.535	100.1	55.156	82.69	0.204	15:11:31.945
7 -	18.274	21.396	107.7	15.835	99.4	55.505	82.17	0.553	15:12:27.450
8 -	18.356	21.404	107.5	15.706	100.0	55.466	82.23	0.514	15:13:22.916
9 -	18.660	21.506	107.3	15.826	98.5	55.992	81.46	1.040	15:14:18.908
10 -	18.354	21.354	107.0	15.586	99.5	55.294	82.48	0.342	15:15:14.202
11 -	18.248	21.320	107.2	15.567	99.8	55.135	82.72	0.183	15:16:09.337
12 -	18.184	21.370	107.5	15.648	99.7	55.202	82.62	0.250	15:17:04.539
13 -	18.302	21.318	107.7	15.611	100.1	55.231	82.58	0.279	15:17:59.770
14 -	18.266	21.381	108.0	15.405	100.9	55.052	82.85	0.100	15:18:54.822
15 -	OUTLAP	22.630	106.5	15.820	99.7	14:25.319	5.27	13:30.367	15:33:20.141
16 -	18.070	21.572	108.4	15.636	99.8	55.278	82.51	0.326	15:34:15.419
17 -	18.101	21.346	108.0	15.547	100.0	54.994 (2)	82.93	0.042	15:35:10.413
18 -	18.179	21.455	108.5	15.526	99.8	55.160	82.68	0.208	15:36:05.573
19 -	18.025	21.430	107.8	15.706	99.7	55.161	82.68	0.209	15:37:00.734
20 -	18.120	21.697	106.8	15.563	99.5	55.380	82.36	0.428	15:37:56.114
21 -	18.289	21.457	107.0	15.733	99.4	55.479	82.21	0.527	15:38:51.593
22 -	18.157	21.366	107.3	15.604	99.5	55.127	82.73	0.175	15:39:46.720
23 -	18.064	21.363	107.7	15.609	99.8	55.036 (3)	82.87	0.084	15:40:41.756
24 -	18.091	21.379	108.4	16.249	97.6	55.719	81.85	0.767	15:41:37.475
25 -	18.563	21.754	107.0	15.594	99.7	55.911	81.57	0.959	15:42:33.386
26 -	18.003	21.381	107.5	15.568	99.7	54.952 (1)	83.00		15:43:28.338

P14 88		Harry LEIGH				KTM - SymCircus Motorsport			
IDEAL LAP TIME : 54.741		BEST LAP TIME : 54.988		DIFFERENCE : 0.247					
LAP	SECTOR 1	SECTOR 2	SECTOR 3	LAP TIME	MPH	DIFF	TIME OF DAY		
1 -	OUTLAP	23.939	110.1	16.398	106.1		15:12:35.069		
2 -	19.632	22.709	113.7	15.605	106.5	57.946	78.71	2.958	15:13:33.015
3 -	18.705	21.997	113.3	15.633	106.6	56.335	80.96	1.347	15:14:29.350
4 -	18.648	21.849	113.7	15.611	107.7	56.108	81.29	1.120	15:15:25.458
5 -	18.422	22.232	113.5	15.555	107.5	56.209	81.14	1.221	15:16:21.667
6 -	18.693	22.032	112.9	15.318	108.4	56.043	81.38	1.055	15:17:17.710
7 -	18.599	21.931	113.5	15.331	107.0	55.861	81.65	0.873	15:18:13.571
8 -	OUTLAP	23.010	112.2	16.114	105.3	14:31.633	5.23	13:36.645	15:32:45.204
9 -	19.053	22.704	113.7	15.602	107.7	57.359	79.51	2.371	15:33:42.563
10 -	18.506	21.914	113.7	15.387	107.7	55.807	81.73	0.819	15:34:38.370
11 -	18.591	21.721	114.1	15.483	107.2	55.795	81.74	0.807	15:35:34.165
12 -	18.332	21.769	113.7	15.412	106.8	55.513	82.16	0.525	15:36:29.678
13 -	18.302	21.663	114.3	15.278	107.3	55.243	82.56	0.255	15:37:24.921
14 -	18.290	21.676	113.3	15.497	106.6	55.463	82.23	0.475	15:38:20.384
15 -	18.218	21.463	113.3	15.366	106.6	55.047 (2)	82.85	0.059	15:39:15.431
16 -	18.284	22.094	113.5	15.716	107.2	56.094	81.31	1.106	15:40:11.525
17 -	18.108	21.763	112.9	15.304	107.3	55.175	82.66	0.187	15:41:06.700
18 -	18.172	21.540	112.7	15.276	106.8	54.988 (1)	82.94		15:42:01.688
19 -	18.193	21.483	114.5	15.727	108.5	55.403	82.32	0.415	15:42:57.091
20 -	18.173	21.357	114.9	15.569	108.2	55.099 (3)	82.78	0.111	15:43:52.190

Weather / Track : Bright / Dry

Knockhill
Circuit Length = 1.2669 miles
Start: 15:05 Flag 15:43 End: 15:44

FREE PRACTICE 2 - SECTOR ANALYSIS

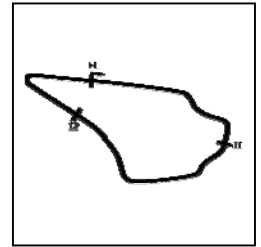


SECTOR 1 = FL to I1, SECTOR 2 = I1 to I2, SECTOR 3 = I2 to FL, DIFF = Difference To Personal Best Lap, P = Crossed Finish Line in Pit Lane, D = Time Disallowed

P15 16 S		Harvey CLARIDGE				Honda - Nova Racing/SP 125			
IDEAL LAP TIME : 54.838		BEST LAP TIME : 55.119		DIFFERENCE : 0.281					
LAP	SECTOR 1	SECTOR 2		SECTOR 3		LAP TIME	MPH	DIFF	TIME OF DAY
1 -	OUTLAP	22.909	105.5	16.340	99.1				15:06:07.402
2 -	18.802	22.172	105.5	16.300	98.2	57.274	79.63	2.155	15:07:04.676
3 -	18.721	22.113	105.8	15.862	98.6	56.696	80.44	1.577	15:08:01.372
4 -	18.526	21.710	105.6	15.721	98.6	55.957	81.51	0.838	15:08:57.329
5 -	18.344	21.685	105.8	15.919	98.5	55.948	81.52	0.829	15:09:53.277
6 -	18.415	21.668	105.8	15.599	98.6	55.682	81.91	0.563	15:10:48.959
7 -	18.371	21.788	105.6	15.853	98.6	56.012	81.43	0.893	15:11:44.971
8 -	18.866	21.893	105.0	15.682	99.1	56.441	80.81	1.322	15:12:41.412
9 -	18.289	21.324	105.8	15.606	99.1	55.219	82.60	0.100	15:13:36.631
10 -	18.206	21.589	104.5	15.901	98.8	55.696	81.89	0.577	15:14:32.327
11 -	18.224	21.478	104.6	15.666	98.8	55.368	82.37	0.249	15:15:27.695
12 -	18.162	21.503	105.3	15.629	99.4	55.294	82.48	0.175	15:16:22.989
13 -	18.934	21.989	106.5	15.783	98.8	56.706	80.43	1.587	15:17:19.695
14 -	18.127	21.752	105.6	15.651	99.2	55.530	82.13	0.411	15:18:15.225
15 -	OUTLAP	22.796	104.3	16.249	98.5	15:05.346	5.03	14:10.227	15:33:20.571
16 -	18.600	21.758	105.8	15.678	99.1	56.036	81.39	0.917	15:34:16.607
17 -	18.433	21.501	106.5	15.865	99.2	55.799	81.74	0.680	15:35:12.406
18 -	18.327	21.429	106.6	15.496	99.2	55.252 D	82.55	0.133	15:36:07.658
19 -	18.185	21.368	106.3	15.566	98.9	55.119 (1)	82.75		15:37:02.777
20 -	18.244	21.414	105.5	15.637	98.9	55.295	82.48	0.176	15:37:58.072
21 -	18.295	21.330	105.5	15.918	99.4	55.543	82.11	0.424	15:38:53.615
22 -	18.614	21.971	105.6	15.796	98.6	56.381	80.89	1.262	15:39:49.996
23 -	18.319	21.215	105.3	15.634	98.2	55.168	82.67	0.049	15:40:45.164
24 -	18.177	21.364	106.3	15.598	98.2	55.139 (3)	82.72	0.020	15:41:40.303
25 -	18.203	21.243	106.0	16.341	97.8	55.787	81.75	0.668	15:42:36.090
26 -	18.143	21.296	105.8	15.682	98.5	55.121 (2)	82.74	0.002	15:43:31.211

P16 71 S		Charlie FARRER				Honda - Banks Racing/MotoEngineering			
IDEAL LAP TIME : 55.045		BEST LAP TIME : 55.256		DIFFERENCE : 0.211					
LAP	SECTOR 1	SECTOR 2		SECTOR 3		LAP TIME	MPH	DIFF	TIME OF DAY
1 -	OUTLAP	23.890	105.8	16.403	99.8				15:06:14.375
2 -	19.330	21.961	107.2	15.709	100.6	57.000	80.01	1.744	15:07:11.375
3 -	18.614	21.559	107.7	15.694	100.6	55.867	81.64	0.611	15:08:07.242
4 -	18.659	21.692	108.9	15.895	101.5	56.246	81.09	0.990	15:09:03.488
5 -	18.413	22.158	106.8	21.664	36.1	1:02.235	73.28	6.979	15:10:05.723
6 -	OUTLAP	22.062	106.8	15.826	99.5	1:38.914	46.11	43.658	15:11:44.637
7 -	18.404	21.372	107.8	15.565	99.8	55.341 (3)	82.41	0.085	15:12:39.978
8 -	18.305	21.369	108.2	15.582	100.4	55.256 (1)	82.54		15:13:35.234
9 -	18.215	21.265	107.7	15.832	98.8	55.312 (2)	82.46	0.056	15:14:30.546
10 -	18.283	21.487	108.2	15.783	100.3	55.553	82.10	0.297	15:15:26.099
11 -	18.253	25.360	78.1	23.769	32.5	1:07.382	67.69	12.126	15:16:33.481

FREE PRACTICE 2 - SECTOR ANALYSIS

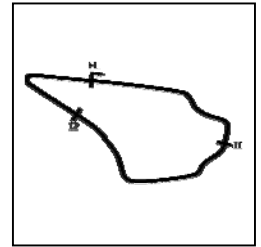


SECTOR 1 = FL to I1, SECTOR 2 = I1 to I2, SECTOR 3 = I2 to FL, DIFF = Difference To Personal Best Lap, P = Crossed Finish Line in Pit Lane, D = Time Disallowed

P17 57 S Josh HIATT		Honda - Sorrymate.com					
IDEAL LAP TIME : 55.256		BEST LAP TIME : 55.275		DIFFERENCE : 0.019			
LAP	SECTOR 1	SECTOR 2	SECTOR 3	LAP TIME	MPH	DIFF	TIME OF DAY
1 -	OUTLAP	23.700	104.6	16.510	97.8		15:06:11.372
2 -	19.010	22.022	104.3	15.908	97.9	56.940	15:07:08.312
3 -	18.646	21.916	105.1	15.649	98.5	56.211	15:08:04.523
4 -	18.515	21.986	105.5	15.659	98.3	56.160	15:09:00.683
5 -	18.378	21.812	103.5	15.638	98.9	55.828	15:09:56.511
6 -	18.278	21.782	105.5	15.656	98.2	55.716	15:10:52.227
7 -	18.491	22.684	103.0	15.766	97.9	56.941	15:11:49.168
8 -	18.618	21.632	105.1	15.574	98.5	55.824	15:12:44.992
9 -	18.376	22.016	105.6	15.839	98.5	56.231	15:13:41.223
10 -	18.414	21.937	104.8	15.735	97.8	56.086	15:14:37.309
11 -	18.387	21.530	105.5	15.589	99.1	55.506 (3)	15:15:32.815
12 -	18.585	21.769	105.0	15.687	98.2	56.041	15:16:28.856
13 -	18.653	22.018	105.0	15.527	98.6	56.198	15:17:25.054
14 -	18.474	21.833	101.6	15.884	97.8	56.191	15:18:21.245
15 -	OUTLAP	23.188	102.4	16.146	97.1	14:11.840	13:16.565
16 -	18.977	22.270	105.6	17.260	92.4	58.507	15:32:33.085
17 -	18.743	22.011	105.5	15.772	97.9	56.526	15:33:31.592
18 -	18.512	21.961	105.6	15.711	97.6	56.184	15:34:28.118
19 -	18.540	21.580	106.3	15.556	98.3	56.676	15:35:24.302
20 -	18.656	21.927	106.1	15.831	97.5	56.414	15:36:19.978
21 -	18.536	22.021	104.5	15.983	99.1	56.540	15:37:16.392
22 -	18.234	21.514	105.8	15.527	99.1	55.275 (1)	82.51
23 -	18.407	21.812	103.0	15.765	97.5	55.984	15:38:12.932
24 -	18.881	21.956	105.1	15.713	98.5	56.550	15:39:08.207
25 -	18.506	21.748	105.5	15.566	98.1	55.820	15:40:04.191
26 -	18.331	21.559	105.5	15.508	98.3	55.398 (2)	15:41:00.741
27 -	18.627	21.750	105.3	15.580	98.1	55.957	15:41:56.561
						81.51	15:42:51.959
						0.682	15:43:47.916

P18 17 S Franco BOURNE		Honda - Franco Bourne / SP125					
IDEAL LAP TIME : 55.338		BEST LAP TIME : 55.541		DIFFERENCE : 0.203			
LAP	SECTOR 1	SECTOR 2	SECTOR 3	LAP TIME	MPH	DIFF	TIME OF DAY
1 -	OUTLAP	22.579	104.6	16.446	98.2		15:06:07.814
2 -	19.247	21.847	104.5	15.907	99.2	57.001	15:07:04.815
3 -	19.014	21.960	106.1	15.854	100.0	56.828	15:08:01.643
4 -	18.777	22.111	104.5	15.726	96.8	56.614	15:08:58.257
5 -	18.515	21.640	104.3	15.850	96.5	56.005	15:09:54.262
6 -	18.742	21.793	105.6	15.768	97.3	56.303	15:10:50.565
7 -	18.344	21.551	104.3	15.849	96.9	55.744	15:11:46.309
8 -	18.401	21.594	104.2	15.881	97.1	55.876	15:12:42.185
9 -	18.353	21.593	104.0	15.822	96.4	55.768	15:13:37.953
10 -	18.532	21.806	101.0	23.384	34.5	1:03.722	15:14:41.675
11 -	OUTLAP	21.937	105.6	15.939	97.5	1:56.475	15:16:38.150
12 -	18.445	21.702	104.8	15.737	97.6	55.884	15:17:34.034
13 -	18.408	21.718	104.2	15.736	97.5	55.862	15:18:29.896
14 -	OUTLAP	22.379	104.2	16.217	96.8	13:49.537	12:53.996
15 -	18.778	22.292	104.0	16.217	97.1	57.287	15:32:19.433
16 -	18.605	22.003	93.5	19.977	96.8	1:00.585	15:33:16.720
17 -	18.480	21.781	105.6	15.754	97.5	56.015	15:34:17.305
18 -	18.268	21.482	105.1	15.736	97.6	55.486 D	15:35:13.320
19 -	18.200	21.704	104.3	15.682	97.2	55.586 (3)	82.20
20 -	18.299	21.476	104.5	15.766	97.3	55.541 (1)	0.045
21 -	18.233	21.643	104.0	15.692	97.2	55.568 (2)	15:37:04.392
22 -	18.304	21.788	104.3	15.726	97.9	55.818	82.12
23 -	18.410	22.638	94.9	21.906	35.8	1:02.954	0.027
24 -	OUTLAP	22.125	104.5	15.854	97.8	2:01.429	15:38:55.501
25 -	18.371	21.601	105.5	15.662	97.5	55.634	0.277
						81.98	15:39:51.319
						72.45	15:40:54.273
						37.56	15:42:55.702
						0.093	15:43:51.336

FREE PRACTICE 2 - SECTOR ANALYSIS



SECTOR 1 = FL to I1, SECTOR 2 = I1 to I2, SECTOR 3 = I2 to FL, DIFF = Difference To Personal Best Lap, P = Crossed Finish Line in Pit Lane, D = Time Disallowed

P19 37 S		Corey TINKER				Honda - Microlise Cresswell Racing			
IDEAL LAP TIME : 55.694		BEST LAP TIME : 55.741		DIFFERENCE : 0.047					
LAP	SECTOR 1	SECTOR 2		SECTOR 3		LAP TIME	MPH	DIFF	TIME OF DAY
1 -	OUTLAP	23.821	106.0	16.098	100.6				15:06:10.581
2 -	19.264	22.814	105.0	15.987	101.0	58.065	78.55	2.324	15:07:08.646
3 -	18.923	22.230	107.7	15.981	101.2	57.134	79.83	1.393	15:08:05.780
4 -	18.930	22.537	107.7	15.739	100.3	57.206	79.73	1.465	15:09:02.986
5 -	18.747	22.556	106.6	16.176	101.9	57.479	79.35	1.738	15:10:00.465
6 -	18.968	22.302	107.2	15.600	100.6	56.870	80.20	1.129	15:10:57.335
7 -	18.548	22.187	106.8	15.802	99.8	56.537	80.67	0.796	15:11:53.872
8 -	18.635	22.198	107.3	15.949	99.7	56.782	80.32	1.041	15:12:50.654
9 -	18.883	22.293	107.5	15.664	100.6	56.840	80.24	1.099	15:13:47.494
10 -	18.443	22.099	107.7	15.704	100.3	56.246	81.09	0.505	15:14:43.740
11 -	18.521	21.908	107.7	15.837	100.1	56.266	81.06	0.525	15:15:40.006
12 -	18.605	22.021	107.5	15.733	99.8	56.359	80.92	0.618	15:16:36.365
13 -	18.506	21.994	107.7	15.907	102.9	56.407	80.86	0.666	15:17:32.772
14 -	18.416	21.729	108.0	15.596	100.4	55.741 (1)	81.82		15:18:28.513
15 -	OUTLAP	23.930	101.8	16.729	99.5	15:13.918	4.99	14:18.177	15:33:42.431
16 -	18.983	22.415	107.7	15.886	100.6	57.284	79.62	1.543	15:34:39.715
17 -	19.292	22.418	108.4	15.808	100.3	57.518	79.29	1.777	15:35:37.233
18 -	18.616	22.483	108.2	16.110	101.3	57.209	79.72	1.468	15:36:34.442
19 -	18.531	21.962	108.4	15.696	100.1	56.189	81.17	0.448	15:37:30.631
20 -	18.529	21.869	107.2	15.782	100.3	56.180	81.18	0.439	15:38:26.811
21 -	18.397	22.002	108.0	15.751	100.4	56.150 (2)	81.23	0.409	15:39:22.961
22 -	18.403	22.011	107.3	16.561	99.5	56.975	80.05	1.234	15:40:19.936
23 -	18.595	21.930	107.0	15.833	100.0	56.358	80.93	0.617	15:41:16.294
24 -	18.484	21.987	108.0	15.707	100.3	56.178 (3)	81.19	0.437	15:42:12.472
25 -	18.745	21.925	108.2	15.725	100.7	56.395	80.87	0.654	15:43:08.867

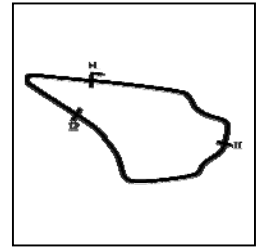
P20 35 S		Jeremy KNIGHT				Honda - Jeremy Knight Racing / SP125			
IDEAL LAP TIME : 55.727		BEST LAP TIME : 55.772		DIFFERENCE : 0.045					
LAP	SECTOR 1	SECTOR 2		SECTOR 3		LAP TIME	MPH	DIFF	TIME OF DAY
1 -	OUTLAP	22.944	104.2	16.289	97.5				15:06:06.819
2 -	18.982	22.320	103.5	16.268	95.7	57.570	79.22	1.798	15:07:04.389
3 -	18.828	22.245	104.5	16.087	99.1	57.160	79.79	1.388	15:08:01.549
4 -	18.711	22.449	102.9	16.263	95.4	57.423	79.43	1.651	15:08:58.972
5 -	18.710	22.090	104.5	16.020	96.4	56.820	80.27	1.048	15:09:55.792
6 -	18.563	21.947	103.5	16.231	96.8	56.741	80.38	0.969	15:10:52.533
7 -	18.451	22.272	103.0	16.152	96.5	56.875	80.19	1.103	15:11:49.408
8 -	18.519	22.028	104.2	15.928	96.5	56.475	80.76	0.703	15:12:45.883
9 -	18.405	21.738	104.6	16.012	96.2	56.155 (3)	81.22	0.383	15:13:42.038
10 -	18.489	22.238	103.0	21.791	27.8	1:02.518 D	72.95	6.746	15:14:44.556
11 -	OUTLAP	22.572	103.4	15.948	96.5	2:15.685	33.61	1:19.913	15:17:00.241
12 -	18.515	21.723	104.8	16.203	96.6	56.441	80.81	0.669	15:17:56.682
13 -	18.700	22.436	103.0	15.942	96.5	57.078	79.91	1.306	15:18:53.760
14 -	OUTLAP	23.204	102.6	16.464	93.9	13:53.128	5.47	12:57.356	15:32:46.888
15 -	18.738	22.299	104.8	16.035	97.9	57.072	79.91	1.300	15:33:43.960
16 -	18.765	21.837	105.0	15.875	97.6	56.477	80.76	0.705	15:34:40.437
17 -	18.684	22.626	105.3	15.964	97.6	57.274	79.63	1.502	15:35:37.711
18 -	18.409	22.580	105.3	16.388	98.6	57.377	79.49	1.605	15:36:35.088
19 -	18.657	22.309	106.6	16.042	96.8	57.008	80.00	1.236	15:37:32.096
20 -	18.764	22.405	104.8	16.095	95.5	57.264	79.65	1.492	15:38:29.360
21 -	19.325	22.290	104.3	21.417	28.5	1:03.032	72.36	7.260	15:39:32.392
22 -	OUTLAP	21.805	104.3	16.003	97.5	1:18.133	58.37	22.361	15:40:50.525
23 -	18.339	21.913	103.8	15.964	96.9	56.216	81.13	0.444	15:41:46.741
24 -	18.288	21.922	104.3	15.886	97.6	56.096 (2)	81.30	0.324	15:42:42.837
25 -	18.220	21.632	104.0	15.920	96.9	55.772 (1)	81.78		15:43:38.609

MCRCB BULLETIN TK050

2019 Bennetts British Superbike Championship - Round 5

2019 HEL Performance British Motostar Championship

FREE PRACTICE 2 - SECTOR ANALYSIS



SECTOR 1 = FL to I1, SECTOR 2 = I1 to I2, SECTOR 3 = I2 to FL, DIFF = Difference To Personal Best Lap, P = Crossed Finish Line in Pit Lane, D = Time Disallowed

P21 22 S		Ross MAGUIRE				Honda - Stiggy Motorsport			
IDEAL LAP TIME : 55.824		BEST LAP TIME : 56.003				DIFFERENCE : 0.179			
LAP	SECTOR 1	SECTOR 2		SECTOR 3		LAP TIME	MPH	DIFF	TIME OF DAY
1 -	OUTLAP	23.697	103.0	16.383	97.3				15:06:11.576
2 -	19.040	22.402	104.6	16.158	97.6	57.600	79.18	1.597	15:07:09.176
3 -	18.711	22.573	104.6	16.068	96.5	57.352	79.52	1.349	15:08:06.528
4 -	18.943	22.317	105.8	16.211	97.1	57.471	79.36	1.468	15:09:03.999
5 -	18.704	22.088	103.7	16.043	98.6	56.835	80.25	0.832	15:10:00.834
6 -	18.786	22.353	105.0	15.985	96.8	57.124	79.84	1.121	15:10:57.958
7 -	18.604	21.902	103.8	15.785	97.6	56.291	81.02	0.288	15:11:54.249
8 -	18.660	22.125	104.3	15.895	97.5	56.680	80.47	0.677	15:12:50.929
9 -	19.083	22.502	103.8	15.870	96.5	57.455	79.38	1.452	15:13:48.384
10 -	18.690	21.845	103.8	15.844	96.0	56.379	80.90	0.376	15:14:44.763
11 -	18.680	21.727	103.8	15.951	96.1	56.358	80.93	0.355	15:15:41.121
12 -	18.971	21.899	103.7	16.257	97.6	57.127	79.84	1.124	15:16:38.248
13 -	18.494	21.856	104.0	15.708	98.5	56.058 (3)	81.36	0.055	15:17:34.306
14 -	18.395	21.785	103.4	15.823	96.1	56.003 (1)	81.44		15:18:30.309
15 -	OUTLAP	22.939	102.6	16.221	95.5	13:42.571	5.54	12:46.568	15:32:12.880
16 -	19.247	22.971	102.4	16.146	95.5	58.364	78.14	2.361	15:33:11.244
17 -	18.827	22.120	104.2	15.998	95.3	56.945	80.09	0.942	15:34:08.189
18 -	18.905	21.899	103.7	15.937	95.3	56.741	80.38	0.738	15:35:04.930
19 -	18.862	22.048	103.7	16.769	94.7	57.679	79.07	1.676	15:36:02.609
20 -	18.698	21.859	104.0	15.831	95.1	56.388	80.88	0.385	15:36:58.997
21 -	18.679	21.909	104.0	15.882	95.1	56.470	80.77	0.467	15:37:55.467
22 -	18.745	21.983	103.7	15.872	96.6	56.600	80.58	0.597	15:38:52.067
23 -	18.550	21.852	103.2	15.757	96.2	56.159	81.21	0.156	15:39:48.226
24 -	18.486	21.788	103.2	15.809	96.0	56.083	81.32	0.080	15:40:44.309
25 -	18.655	21.744	103.2	15.819	97.5	56.218	81.13	0.215	15:41:40.527
26 -	18.389	21.764	103.8	15.894	97.6	56.047 (2)	81.38	0.044	15:42:36.574
27 -	19.161	22.217	103.2	17.181	94.2	58.559	77.88	2.556	15:43:35.133

P22 77 S		Jamie LYONS				Honda - C&M Motors Ltd Racing			
IDEAL LAP TIME : 56.485		BEST LAP TIME : 56.485				DIFFERENCE : 0.000			
LAP	SECTOR 1	SECTOR 2		SECTOR 3		LAP TIME	MPH	DIFF	TIME OF DAY
1 -	OUTLAP	24.360	104.3	16.977	99.4				15:06:15.548
2 -	19.606	22.601	105.1	16.551	98.2	58.758	77.62	2.273	15:07:14.306
3 -	19.182	22.339	105.6	16.431	97.6	57.952	78.70	1.467	15:08:12.258
4 -	19.289	22.264	105.6	16.206	98.8	57.759	78.96	1.274	15:09:10.017
5 -	18.897	22.110	104.2	16.336	99.2	57.343	79.54	0.858	15:10:07.360
6 -	19.129	22.175	105.6	16.325	98.2	57.629	79.14	1.144	15:11:04.989
7 -	18.843	22.113	106.0	16.223	97.2	57.179 (3)	79.76	0.694	15:12:02.168
8 -	19.011	22.200	104.8	16.341	97.5	57.552	79.25	1.067	15:12:59.720
9 -	19.612	23.750	76.9	17.938	96.9	1:01.300	74.40	4.815	15:14:01.020
10 -	19.063	22.215	104.6	16.338	97.6	57.616	79.16	1.131	15:14:58.636
11 -	18.902	22.289	105.0	16.630	97.9	57.821	78.88	1.336	15:15:56.457
12 -	19.333	23.478	100.0	21.250	33.0	1:04.061	71.19	7.576	15:17:00.518
13 -	OUTLAP	25.138	104.2	16.806	97.6	15:33.737	4.88	14:37.252	15:32:34.255
14 -	19.210	22.379	105.5	16.683	96.6	58.272	78.27	1.787	15:33:32.527
15 -	18.949	22.319	105.0	16.200	97.9	57.468	79.36	0.983	15:34:29.995
16 -	18.864	22.275	104.6	19.853	40.8	1:00.992	74.78	4.507	15:35:30.987
17 -	OUTLAP	22.975	105.3	16.357	97.8	2:08.461	35.50	1:11.976	15:37:39.448
18 -	18.818	22.083	105.5	16.153	98.1	57.054 (2)	79.94	0.569	15:38:36.502
19 -	18.724	22.403	105.8	16.238	97.9	57.365	79.51	0.880	15:39:33.867
20 -	20.047	26.022	60.6	18.424	97.6	1:04.493	70.72	8.008	15:40:38.360
21 -	19.938	22.330	106.5	16.309	97.2	58.577	77.86	2.092	15:41:36.937
22 -	18.934	22.724	104.6	16.380	97.5	58.038	78.58	1.553	15:42:34.975
23 -	18.630	21.843	105.3	16.012	100.0	56.485 (1)	80.74		15:43:31.460

Weather / Track : Bright / Dry

Knockhill
Circuit Length = 1.2669 miles
Start: 15:05 Flag 15:43 End: 15:44

MCRCB BULLETIN TK050

2019 Bennetts British Superbike Championship - Round 5

2019 HEL Performance British Motostar Championship

FREE PRACTICE 2 - SECTOR ANALYSIS



SECTOR 1 = FL to I1, SECTOR 2 = I1 to I2, SECTOR 3 = I2 to FL, DIFF = Difference To Personal Best Lap, P = Crossed Finish Line in Pit Lane, D = Time Disallowed

P23 41 S		Kyal TINKER				Honda - Microlise Cresswell Racing			
IDEAL LAP TIME : 56.457		BEST LAP TIME : 56.584		DIFFERENCE : 0.127					
LAP	SECTOR 1	SECTOR 2		SECTOR 3		LAP TIME	MPH	DIFF	TIME OF DAY
1 -	OUTLAP	24.664	103.0	17.342	99.7				15:06:15.668
2 -	20.125	22.507	104.5	16.249	100.1	58.881	77.46	2.297	15:07:14.549
3 -	19.110	22.228	105.8	16.541	98.9	57.879	78.80	1.295	15:08:12.428
4 -	19.234	22.353	105.0	16.098	99.1	57.685	79.06	1.101	15:09:10.113
5 -	19.245	22.581	105.1	16.170	99.4	57.996	78.64	1.412	15:10:08.109
6 -	18.705	22.196	106.1	16.241	99.4	57.142	79.82	0.558	15:11:05.251
7 -	18.904	22.382	105.5	16.182	99.1	57.468	79.36	0.884	15:12:02.719
8 -	18.676	22.042	106.5	16.359	99.7	57.077	79.91	0.493	15:12:59.796
9 -	18.949	22.467	105.3	16.190	98.9	57.606	79.17	1.022	15:13:57.402
10 -	18.742	22.701	102.4	16.374	98.3	57.817	78.88	1.233	15:14:55.219
11 -	18.936	22.571	104.8	16.258	98.2	57.765	78.95	1.181	15:15:52.984
12 -	18.783	22.059	106.1	16.089	98.8	56.931	80.11	0.347	15:16:49.915
13 -	18.762	22.419	104.8	16.246	98.6	57.427	79.42	0.843	15:17:47.342
14 -	18.774	22.255	105.1	16.162	98.2	57.191	79.75	0.607	15:18:44.533
15 -	OUTLAP	24.499	103.2	16.592	97.3	15:24.188	4.93	14:27.604	15:34:08.721
16 -	18.971	22.347	104.8	16.020	97.9	57.338	79.54	0.754	15:35:06.059
17 -	18.575	22.309	105.3	16.183	98.1	57.067	79.92	0.483	15:36:03.126
18 -	18.745	22.020	105.6	15.980	97.8	56.745 (3)	80.37	0.161	15:36:59.871
19 -	18.565	22.120	104.8	16.117	98.6	56.802	80.29	0.218	15:37:56.673
20 -	18.662	21.998	105.0	16.038	98.9	56.698 (2)	80.44	0.114	15:38:53.371
21 -	18.638	22.157	105.0	16.076	99.7	56.871	80.20	0.287	15:39:50.242
22 -	18.803	22.007	105.3	16.253	98.6	57.063	79.93	0.479	15:40:47.305
23 -	18.667	22.270	104.6	16.097	98.6	57.034	79.97	0.450	15:41:44.339
24 -	18.600	22.210	105.6	16.140	98.3	56.950	80.08	0.366	15:42:41.289
25 -	18.567	21.912	105.5	16.105	98.5	56.584 (1)	80.60		15:43:37.873

P24 27 S		Calum BEACH				Honda - Calum Beach Racing/SP 125			
IDEAL LAP TIME : 56.994		BEST LAP TIME : 57.136		DIFFERENCE : 0.142					
LAP	SECTOR 1	SECTOR 2		SECTOR 3		LAP TIME	MPH	DIFF	TIME OF DAY
1 -	OUTLAP	24.629	103.4	17.450	96.1				15:06:13.761
2 -	20.249	23.450	102.9	16.985	97.8	1:00.684	75.16	3.548	15:07:14.445
3 -	19.617	23.044	104.0	16.362	100.1	59.023	77.27	1.887	15:08:13.468
4 -	19.402	23.115	105.3	16.436	98.8	58.953	77.36	1.817	15:09:12.421
5 -	19.574	23.014	104.5	16.482	98.6	59.070	77.21	1.934	15:10:11.491
6 -	19.493	22.788	104.8	16.376	97.9	58.657	77.75	1.521	15:11:10.148
7 -	19.385	22.844	105.6	16.276	99.2	58.505	77.96	1.369	15:12:08.653
8 -	19.069	22.642	104.8	16.172	98.5	57.883	78.79	0.747	15:13:06.536
9 -	19.081	22.673	104.5	16.198	99.4	57.952	78.70	0.816	15:14:04.488
10 -	19.059	22.790	104.5	16.146	98.8	57.995	78.64	0.859	15:15:02.483
11 -	18.922	22.575	105.1	16.059	99.5	57.556	79.24	0.420	15:16:00.039
12 -	18.908	22.829	105.1	16.138	99.4	57.875	78.80	0.739	15:16:57.914
13 -	19.130	22.707	104.3	16.134	99.2	57.971	78.67	0.835	15:17:55.885
14 -	19.311	22.966	106.0	16.168	100.1	58.445	78.04	1.309	15:18:54.330
15 -	OUTLAP	25.083	102.4	18.219	94.3	13:45.683	5.52	12:48.547	15:32:40.013
16 -	19.527	23.151	104.0	16.719	97.2	59.397	76.79	2.261	15:33:39.410
17 -	19.242	22.917	104.6	16.299	98.3	58.458	78.02	1.322	15:34:37.868
18 -	19.352	22.854	104.0	16.218	98.8	58.424	78.06	1.288	15:35:36.292
19 -	18.998	22.990	105.0	16.468	100.6	58.456	78.02	1.320	15:36:34.748
20 -	18.785	22.354	106.6	15.997	99.4	57.136 (1)	79.82		15:37:31.884
21 -	18.767	22.663	106.5	15.972	99.7	57.402 (3)	79.45	0.266	15:38:29.286
22 -	18.846	22.419	104.3	16.170	99.2	57.435	79.41	0.299	15:39:26.721
23 -	18.936	22.465	105.1	16.109	98.8	57.510	79.30	0.374	15:40:24.231
24 -	18.738	22.651	104.5	16.298	95.5	57.687	79.06	0.551	15:41:21.918
25 -	19.191	22.284	105.8	16.033	98.1	57.508	79.31	0.372	15:42:19.426
26 -	18.794	22.397	105.5	16.153	98.3	57.344 (2)	79.53	0.208	15:43:16.770

Weather / Track : Bright / Dry

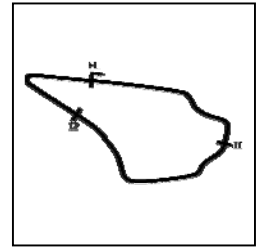
Knockhill
Circuit Length = 1.2669 miles
Start: 15:05 Flag 15:43 End: 15:44

MCRCB BULLETIN TK050

2019 Bennetts British Superbike Championship - Round 5

2019 HEL Performance British Motostar Championship

FREE PRACTICE 2 - SECTOR ANALYSIS



SECTOR 1 = FL to I1, SECTOR 2 = I1 to I2, SECTOR 3 = I2 to FL, DIFF = Difference To Personal Best Lap, P = Crossed Finish Line in Pit Lane, D = Time Disallowed

P25 66 S		Annabel THOMAS				Honda - Four Anjels Racing			
IDEAL LAP TIME : 57.946		BEST LAP TIME : 58.110		DIFFERENCE : 0.164					
LAP	SECTOR 1	SECTOR 2		SECTOR 3		LAP TIME	MPH	DIFF	TIME OF DAY
1 -	OUTLAP	24.050	103.8	18.155	96.2				15:06:15.358
2 -	20.718	23.080	103.5	17.449	94.9	1:01.247	74.47	3.137	15:07:16.605
3 -	20.091	22.742	103.8	17.060	95.5	59.893	76.15	1.783	15:08:16.498
4 -	19.525	22.487	103.2	16.958	95.8	58.970	77.34	0.860	15:09:15.468
5 -	19.357	22.152	104.2	16.601	98.1	58.110 (1)	78.49		15:10:13.578
6 -	19.200	22.591	102.9	16.594	97.3	58.385 (2)	78.12	0.275	15:11:11.963
7 -	19.961	23.021	101.6	20.543	32.2	1:03.525	71.80	5.415	15:12:15.488
8 -	OUTLAP	24.378	102.1	17.586	93.9	28:22.615	2.67	27:24.505	15:40:38.103
9 -	19.866	22.452	103.4	17.181	94.9	59.499	76.65	1.389	15:41:37.602
10 -	19.340	22.494	103.5	16.867	96.5	58.701 (3)	77.70	0.591	15:42:36.303
11 -	19.693	22.385	103.5	16.725	95.1	58.803	77.56	0.693	15:43:35.106

P26 56		Bradley WILSON				Honda - B.Wilson Racing			
IDEAL LAP TIME : 57.849		BEST LAP TIME : 58.068		DIFFERENCE : 0.219					
LAP	SECTOR 1	SECTOR 2		SECTOR 3		LAP TIME	MPH	DIFF	TIME OF DAY
1 -	OUTLAP	24.433	104.8	18.060	99.1				15:06:25.364
2 -	20.458	23.832	106.6	17.046	99.8	1:01.336	74.36	3.268	15:07:26.700
3 -	19.602	23.287	107.3	17.209	99.5	1:00.098	75.89	2.030	15:08:26.798
4 -	19.514	23.264	107.3	17.003	99.8	59.781	76.29	1.713	15:09:26.579
5 -	19.833	23.223	107.3	16.817	100.3	59.873	76.17	1.805	15:10:26.452
6 -	19.089	22.750	108.0	16.708	99.4	58.547	77.90	0.479	15:11:24.999
7 -	19.222	22.898	107.0	16.616	100.3	58.736	77.65	0.668	15:12:23.735
8 -	19.134	23.257	106.0	16.700	100.4	59.091	77.18	1.023	15:13:22.826
9 -	20.508	23.208	107.2	17.141	98.9	1:00.857	74.94	2.789	15:14:23.683
10 -	19.376	23.309	106.6	16.918	100.1	59.603	76.52	1.535	15:15:23.286
11 -	19.372	23.268	108.0	22.096	35.7	1:04.736	70.45	6.668	15:16:28.022
12 -	OUTLAP	23.398	106.0	16.814	100.0	17:15.716	4.40	16:17.648	15:33:43.738
13 -	19.245	22.684	108.0	16.531	100.4	58.460	78.02	0.392	15:34:42.198
14 -	19.010	22.753	108.2	17.131	99.7	58.894	77.44	0.826	15:35:41.092
15 -	19.003	22.822	108.4	16.626	100.9	58.451	78.03	0.383	15:36:39.543
16 -	18.962	22.613	108.9	16.598	100.0	58.173	78.40	0.105	15:37:37.716
17 -	18.735	22.871	108.5	16.564	99.7	58.170	78.41	0.102	15:38:35.886
18 -	18.767	22.587	108.4	16.720	101.5	58.074 (2)	78.53	0.006	15:39:33.960
19 -	19.104	22.624	108.2	16.670	100.4	58.398	78.10	0.330	15:40:32.358
20 -	18.821	22.664	108.4	16.583	100.6	58.068 (1)	78.54		15:41:30.426
21 -	18.794	23.072	108.2	16.770	100.0	58.636	77.78	0.568	15:42:29.062
22 -	18.870	22.583	107.3	16.642	100.4	58.095 (3)	78.51	0.027	15:43:27.157

Weather / Track : Bright / Dry

Knockhill
Circuit Length = 1.2669 miles
Start: 15:05 Flag 15:43 End: 15:44

MCRCB BULLETIN TK051**2019 Bennetts British Superbike Championship - Round 5****2019 HEL Performance British Motostar Championship****FREE PRACTICE 2 - BEST SECTORS**

SECTOR 1			SECTOR 2			SECTOR 3			IDEAL / BEST COMPARISON						
POS	NO	NAME	TIME	NO	NAME	TIME	NO	NAME	TIME	POS	NO	NAME	IDEAL	BEST	DIFF
													PERFECT LAP	52.153	
1	96	PAASCH	17.155	45	SWANN	20.376	1	RODRIGUEZ	14.622	1	96	PAASCH	52.368	52.446	0.078
2	11	JONES	17.157	96	PAASCH	20.439	96	PAASCH	14.774	2	11	JONES	52.413	52.493	0.080
3	1	RODRIGUEZ	17.296	11	JONES	20.449	11	JONES	14.807	3	1	RODRIGUEZ	52.439	52.670	0.231
4	70	WHATLEY	17.345	14	NIXON	20.498	45	SWANN	14.880	4	45	SWANN	52.643	52.703	0.060
5	45	SWANN	17.387	1	RODRIGUEZ	20.521	14	NIXON	14.927	5	14	NIXON	52.814	52.964	0.150
6	14	NIXON	17.389	64	DURHAM	20.692	70	WHATLEY	14.999	6	70	WHATLEY	53.079	53.211	0.132
7	64	DURHAM	17.474	70	WHATLEY	20.735	7	BEST	15.195	7	64	DURHAM	53.482	53.613	0.131
8	7	BEST	17.634	7	BEST	20.755	48	PINFOLD	15.246	8	7	BEST	53.584	53.642	0.058
9	99	DAVIS	17.802	54	BURMAN	21.103	54	BURMAN	15.267	9	54	BURMAN	54.221	54.493	0.272
10	54	BURMAN	17.851	16	CLARIDGE	21.215	88	LEIGH	15.276	10	48	PINFOLD	54.596	54.914	0.318
11	72	HORSMAN	18.003	71	FARRER	21.265	64	DURHAM	15.316	11	19	OGDEN	54.679	54.785	0.106
12	19	OGDEN	18.009	48	PINFOLD	21.293	19	OGDEN	15.317	12	99	DAVIS	54.688	54.829	0.141
13	48	PINFOLD	18.057	72	HORSMAN	21.318	72	HORSMAN	15.405	13	72	HORSMAN	54.726	54.952	0.226
14	88	LEIGH	18.108	19	OGDEN	21.353	16	CLARIDGE	15.496	14	88	LEIGH	54.741	54.988	0.247
15	16	CLARIDGE	18.127	88	LEIGH	21.357	57	HIATT	15.508	15	16	CLARIDGE	54.838	55.119	0.281
16	17	BOURNE	18.200	99	DAVIS	21.375	99	DAVIS	15.511	16	71	FARRER	55.045	55.256	0.211
17	71	FARRER	18.215	17	BOURNE	21.476	71	FARRER	15.565	17	57	HIATT	55.256	55.275	0.019
18	35	KNIGHT	18.220	57	HIATT	21.514	37	TINKER	15.596	18	17	BOURNE	55.338	55.541	0.203
19	57	HIATT	18.234	35	KNIGHT	21.632	17	BOURNE	15.662	19	37	TINKER	55.694	55.741	0.047
20	37	TINKER	18.369	22	MAGUIRE	21.727	22	MAGUIRE	15.708	20	35	KNIGHT	55.727	55.772	0.045
21	22	MAGUIRE	18.389	37	TINKER	21.729	35	KNIGHT	15.875	21	22	MAGUIRE	55.824	56.003	0.179
22	41	TINKER	18.565	77	LYONS	21.843	27	BEACH	15.972	22	41	TINKER	56.457	56.584	0.127
23	77	LYONS	18.630	41	TINKER	21.912	41	TINKER	15.980	23	77	LYONS	56.485	56.485	0.000
24	56	WILSON	18.735	66	THOMAS	22.152	77	LYONS	16.012	24	27	BEACH	56.994	57.136	0.142
25	27	BEACH	18.738	27	BEACH	22.284	56	WILSON	16.531	25	56	WILSON	57.849	58.068	0.219
26	66	THOMAS	19.200	56	WILSON	22.583	66	THOMAS	16.594	26	66	THOMAS	57.946	58.110	0.164

Weather / Track : Bright / Dry

Knockhill

Circuit Length = 1.2669 miles

Start: 15:05 Flag 15:43 End: 15:44

Results can be found at www.tsl-timing.com

Printed - 15:46 Friday, 28 June 2019

MCRCB BULLETIN TK052**2019 Bennetts British Superbike Championship - Round 5****2019 HEL Performance British Motostar Championship****FREE PRACTICE 2 - BEST SPEEDS**

POS	INTERMEDIATE 1		INTERMEDIATE 2		FINISH LINE			
	NO	NAME	MPH	NO	NAME	MPH	NO	NAME
1			11	JONES	117.3	70	WHATLEY	109.6
2			14	NIXON	116.5	1	RODRIGUEZ	109.4
3			96	PAASCH	116.3	11	JONES	109.2
4			1	RODRIGUEZ	116.3	14	NIXON	109.1
5			70	WHATLEY	116.3	54	BURMAN	108.5
6			54	BURMAN	115.9	88	LEIGH	108.5
7			45	SWANN	115.1	96	PAASCH	107.5
8			88	LEIGH	114.9	48	PINFOLD	107.5
9			48	PINFOLD	113.5	45	SWANN	107.3
10			64	DURHAM	113.3	64	DURHAM	106.6
11			99	DAVIS	112.7	7	BEST	105.5
12			7	BEST	112.5	99	DAVIS	105.5
13			19	OGDEN	109.4	37	TINKER	102.9
14			71	FARRER	108.9	71	FARRER	101.5
15			56	WILSON	108.9	56	WILSON	101.5
16			72	HORSMAN	108.5	19	OGDEN	101.2
17			37	TINKER	108.4	72	HORSMAN	100.9
18			16	CLARIDGE	106.6	27	BEACH	100.6
19			35	KNIGHT	106.6	41	TINKER	100.1
20			27	BEACH	106.6	17	BOURNE	100.0
21			77	LYONS	106.5	77	LYONS	100.0
22			41	TINKER	106.5	16	CLARIDGE	99.4
23			57	HIATT	106.3	57	HIATT	99.1
24			17	BOURNE	106.1	35	KNIGHT	99.1
25			22	MAGUIRE	105.8	22	MAGUIRE	98.6
26			66	THOMAS	104.2	66	THOMAS	98.1

Weather / Track : Bright / Dry

Results can be found at www.tsl-timing.comKnockhill
Circuit Length = 1.2669 miles
Start: 15:05 Flag 15:43 End: 15:44

Printed - 15:46 Friday, 28 June 2019

MCRCB BULLETIN TK053

2019 Bennetts British Superbike Championship - Round 5

2019 HEL Performance British Motostar Championship

FREE PRACTICE 2 - STATISTICS

Competitors Started 26
Planned Start 2019-06-28 @ 15:05:00.000
Actual Start 2019-06-28 @ 15:05:04.402
Finish Time 2019-06-28 @ 15:43:03.746
Track Length 1.2669mi.
Total Laps 597
Total Distance Covered 756.3845mi.

Session Fastest Lap History

NO	CL	NAME	LAP TIME	TIME OF DAY	LAP	VEHICLE
54		Sam BURMAN	56.502	15:06:59.070	2	KTM
70		Joshua WHATLEY	54.879	15:07:00.627	2	KTM
1		Victor RODRIGUEZ	54.134	15:07:31.785	2	DR Moto
70		Joshua WHATLEY	54.130	15:07:54.736	3	KTM
96		Brandon PAASCH	54.065	15:07:55.735	3	KTM
11		Dan JONES	53.929	15:08:15.667	3	KTM
70		Joshua WHATLEY	53.802	15:08:48.559	4	KTM
1		Victor RODRIGUEZ	53.592	15:09:19.426	4	DR Moto
96		Brandon PAASCH	53.519	15:09:43.294	5	KTM
11		Dan JONES	53.367	15:10:03.412	5	KTM
1		Victor RODRIGUEZ	53.095	15:10:12.520	5	DR Moto
1		Victor RODRIGUEZ	52.879	15:12:52.945	8	DR Moto
1		Victor RODRIGUEZ	52.848	15:14:38.923	10	DR Moto
11		Dan JONES	52.830	15:15:16.361	9	KTM
96		Brandon PAASCH	52.767	15:15:17.099	10	KTM
11		Dan JONES	52.756	15:35:39.556	15	KTM
1		Victor RODRIGUEZ	52.739	15:37:26.759	19	DR Moto
11		Dan JONES	52.493	15:39:17.973	19	KTM
96		Brandon PAASCH	52.446	15:41:06.855	21	KTM

Flag History

TYPE	TIME OF DAY
GREEN	15:05:04.402
GREEN	15:05:04.402
RED	15:19:00.674
GREEN	15:31:03.018
FINISH	15:43:03.746

Flag Statistics

TYPE	COUNT	TOTAL LAPS	TOTAL TIME
Green	3	27	27:30.812
Red	1	0	12:02.344
Safety Car	0	0	0.000
FCY	0	0	0.000

Weather / Track : Bright / Dry

These results are provisional until the conclusion of any judicial and technical matters.

Knockhill

Circuit Length = 1.2669 miles

Start: 15:05 Flag 15:43 End: 15:44

Race Director :	Stewards :	Timekeeper :
-----------------	------------	--------------

MCRCB BULLETIN TK053

2019 Bennetts British Superbike Championship - Round 5

2019 HEL Performance British Motostar Championship

FREE PRACTICE 2 - STATISTICS

CLASS :

13 Starters

Fastest Lap History

NO	NAME	LAP TIME	TIME OF DAY	LAP	VEHICLE
54	Sam BURMAN	56.502	15:06:59.070	2	KTM
70	Joshua WHATLEY	54.879	15:07:00.627	2	KTM
1	Victor RODRIGUEZ	54.134	15:07:31.785	2	DR Moto
70	Joshua WHATLEY	54.130	15:07:54.736	3	KTM
96	Brandon PAASCH	54.065	15:07:55.735	3	KTM
11	Dan JONES	53.929	15:08:15.667	3	KTM
70	Joshua WHATLEY	53.802	15:08:48.559	4	KTM
1	Victor RODRIGUEZ	53.592	15:09:19.426	4	DR Moto
96	Brandon PAASCH	53.519	15:09:43.294	5	KTM
11	Dan JONES	53.367	15:10:03.412	5	KTM
1	Victor RODRIGUEZ	53.095	15:10:12.520	5	DR Moto
1	Victor RODRIGUEZ	52.879	15:12:52.945	8	DR Moto
1	Victor RODRIGUEZ	52.848	15:14:38.923	10	DR Moto
11	Dan JONES	52.830	15:15:16.361	9	KTM
96	Brandon PAASCH	52.767	15:15:17.099	10	KTM
11	Dan JONES	52.756	15:35:39.556	15	KTM
1	Victor RODRIGUEZ	52.739	15:37:26.759	19	DR Moto
11	Dan JONES	52.493	15:39:17.973	19	KTM
96	Brandon PAASCH	52.446	15:41:06.855	21	KTM

Weather / Track : Bright / Dry

These results are provisional until the conclusion of any judicial and technical matters.

Knockhill

Circuit Length = 1.2669 miles

Start: 15:05 Flag 15:43 End: 15:44

Race Director :	Stewards :	Timekeeper :
-----------------	------------	--------------

MCRCB BULLETIN TK053

2019 Bennetts British Superbike Championship - Round 5

2019 HEL Performance British Motostar Championship

FREE PRACTICE 2 - STATISTICS

CLASS : S

13 Starters

Fastest Lap History

NO	NAME	LAP TIME	TIME OF DAY	LAP	VEHICLE
35	Jeremy KNIGHT	57.570	15:07:04.413	2	Honda
16	Harvey CLARIDGE	57.274	15:07:04.699	2	Honda
17	Franco BOURNE	57.001	15:07:04.838	2	Honda
57	Josh HIATT	56.940	15:07:08.328	2	Honda
72	Cameron HORSMAN	55.796	15:07:49.599	2	Honda
72	Cameron HORSMAN	55.733	15:09:41.133	4	Honda
72	Cameron HORSMAN	55.679	15:10:36.811	5	Honda
72	Cameron HORSMAN	55.156	15:11:31.968	6	Honda
19	Scott OGDEN	55.155	15:13:50.667	9	Honda
72	Cameron HORSMAN	55.135	15:16:09.359	11	Honda
72	Cameron HORSMAN	55.052	15:18:54.844	14	Honda
72	Cameron HORSMAN	54.994	15:35:10.435	17	Honda
19	Scott OGDEN	54.847	15:39:07.393	22	Honda
19	Scott OGDEN	54.840	15:40:02.234	23	Honda
19	Scott OGDEN	54.793	15:40:57.026	24	Honda
19	Scott OGDEN	54.785	15:41:51.812	25	Honda

Weather / Track : Bright / Dry

These results are provisional until the conclusion of any judicial and technical matters.

Knockhill

Circuit Length = 1.2669 miles

Start: 15:05 Flag 15:43 End: 15:44

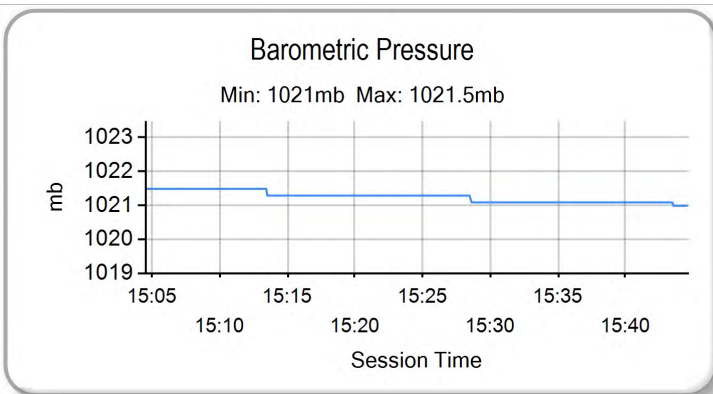
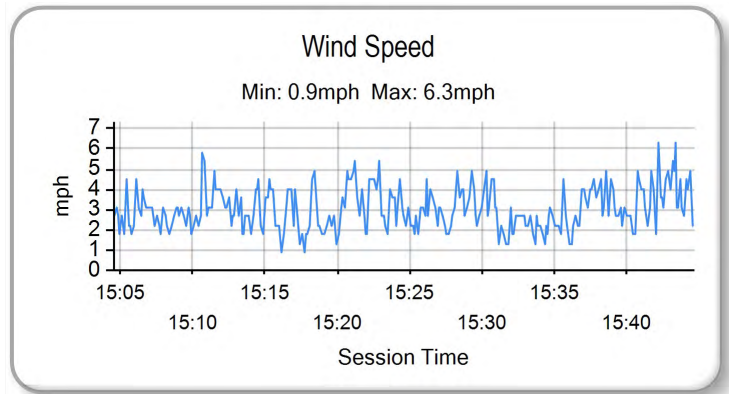
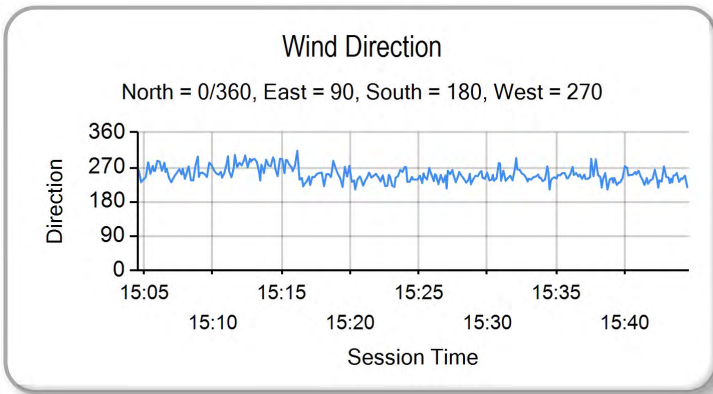
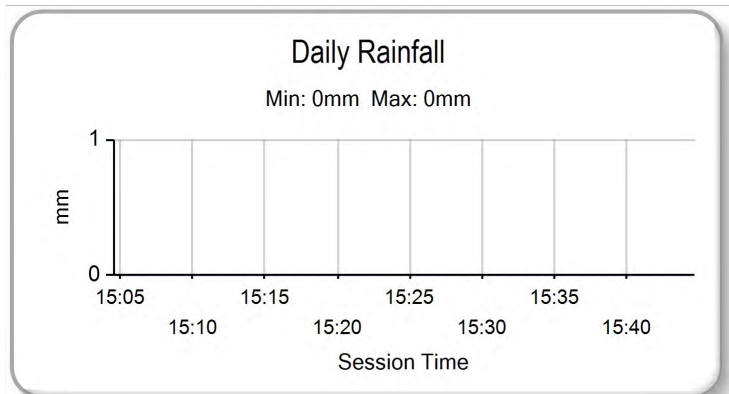
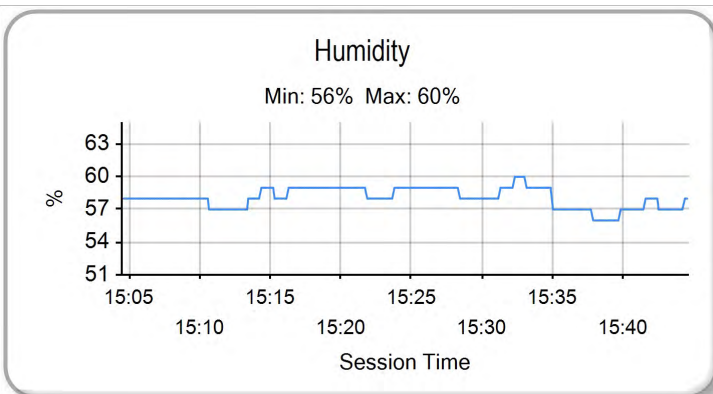
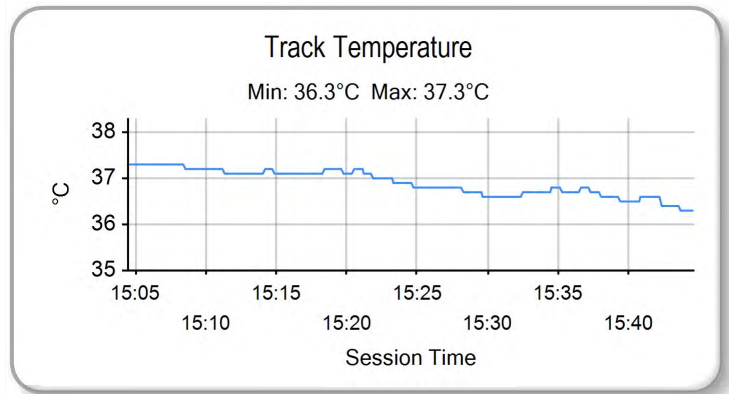
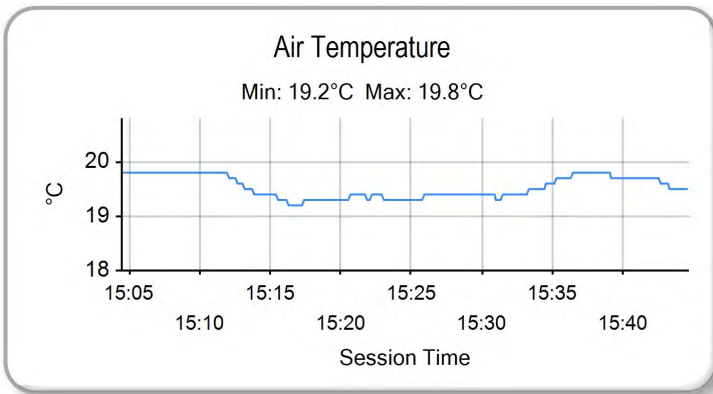
Race Director :	Stewards :	Timekeeper :
-----------------	------------	--------------

MCRCB BULLETIN TK054

2019 Bennetts British Superbike Championship - Round 5

2019 HEL Performance British Motostar Championship

FREE PRACTICE 2 - WEATHER CONDITIONS



Weather / Track : Bright / Dry

Results can be found at www.tsl-timing.com

Knockhill
Circuit Length = 1.2669 miles
Start: 15:05 Flag 15:43 End: 15:44

Printed - 15:47 Friday, 28 June 2019



POS	NO	CL	PIC NAME	NAT	ENTRY	TIME	ON	LAPS	GAP	DIFF	MPH
1	96		1 Brandon PAASCH	USA	KTM - FPW Racing	51.963	18	27			87.77
2	45		2 Scott SWANN	GBR	IFS KTM - IFS Team Swann Racing	51.965	19	23	0.002	0.002	87.77
3	1		3 Victor RODRIGUEZ	ESP	DR Moto - GA Competition	52.058	10	28	0.095	0.093	87.61
4	11		4 Dan JONES	GBR	KTM - City Lifting/RS Racing	52.138	19	22	0.175	0.080	87.48
5	14		5 Jack NIXON	GBR	KTM - Santander Salt	52.642	23	24	0.679	0.504	86.64
6	70		6 Joshua WHATLEY	GBR	KTM - KRP	52.889	11	16	0.926	0.247	86.23
7	99		7 Jamie DAVIS	GBR	KTM - FPW Racing	53.035	24	27	1.072	0.146	86.00
8	7		8 Edmund BEST	GBR	KTM - SymCirrus Motorsport	53.245	12	26	1.282	0.210	85.66
9	64		9 Asher DURHAM	GBR	Mahindra - Microlise Cresswell Racing	53.255	20	30	1.292	0.010	85.64
10	19	S	1 Scott OGDEN	GBR	Honda - Premium Motorhomes Scott Ogden Racing	53.844	15	21	1.881	0.589	84.70
11	88		10 Harry LEIGH	GBR	KTM - SymCirrus Motorsport	53.914	22	30	1.951	0.070	84.59
12	16	S	2 Harvey CLARIDGE	GBR	Honda - Nova Racing/SP 125	53.927	14	25	1.964	0.013	84.57
13	72	S	3 Cameron HORSMAN	GBR	Honda - Nova Racing/SP 125	54.162	15	28	2.199	0.235	84.21
14	71	S	4 Charlie FARRER	GBR	Honda - Banks Racing/MotoEngineering	54.194	14	15	2.231	0.032	84.16
15	54		11 Sam BURMAN	GBR	KTM - TeamWNT Burman Racing	54.280	16	25	2.317	0.086	84.02
16	57	S	5 Josh HIATT	GBR	Honda - Sorrymate.com	54.744	16	26	2.781	0.464	83.31
17	17	S	6 Franco BOURNE	GBR	Honda - Franco Bourne / SP125	54.759	4	23	2.796	0.015	83.29
18	37	S	7 Corey TINKER	GBR	Honda - Microlise Cresswell Racing	55.225	23	24	3.262	0.466	82.59
19	22	S	8 Ross MAGUIRE	GBR	Honda - Stiggy Motorsport	55.482	15	25	3.519	0.257	82.20
20	77	S	9 Jamie LYONS	GBR	Honda - C&M Motors Ltd Racing	55.866	27	28	3.903	0.384	81.64
21	41	S	10 Kyal TINKER	GBR	Honda - Microlise Cresswell Racing	55.976	19	24	4.013	0.110	81.48
22	66	S	11 Annabel THOMAS	GBR	Honda - Four Anjels Racing	56.151	20	21	4.188	0.175	81.22
23	56		12 Bradley WILSON	GBR	Honda - B.Wilson Racing	56.300	22	26	4.337	0.149	81.01
24	35	S	12 Jeremy KNIGHT	GBR	Honda - Jeremy Knight Racing / SP125	56.538	17	24	4.575	0.238	80.67
25	27	S	13 Calum BEACH	GBR	Honda - Calum Beach Racing/SP 125	56.630	25	26	4.667	0.092	80.54

CLASS "" - QUALIFYING LAPTME (110.0% of 51.963) = 57.159
 CLASS "S" - QUALIFYING LAPTME (110.0% of 53.844) = 59.228

- #35 - 6 place grid penalty
- #17 - Lap 5 time cancelled - Exceeding track limits at turn 7
- #19 - Lap 5 time cancelled - Exceeding track limits at turn 7
- #96 - Lap 9 time cancelled - Exceeding track limits at turn 7
- #7 - Laps 11, 16 & 20 time cancelled - Exceeding track limits at turn 7 and Pit Exit
- #77 - Lap 14 time cancelled - Exceeding track limits at turn 3
- #35 - Laps 12, 18 & 23 time cancelled - Exceeding track limits at turn 3
- #70 - Lap 13 time cancelled - Exceeding track limits at turn 3
- #99 - Lap 15 time cancelled - Exceeding track limits at turn 3
- #72 - Lap 18 time cancelled - Exceeding track limits at turn 3
- #41 - Lap 18 time cancelled - Exceeding track limits at turn 3

Knockhill
 Circuit Length = 1.2669 miles
 Start: 09:45 Flag 00:00 End: 10:13

Weather / Track : Cloudy / Dry
 These results are provisional until the conclusion of any judicial and technical matters.

Race Director :	Stewards :	Timekeeper :
-----------------	------------	--------------

Results can be found at www.britishsuperbike.com

Printed - 10:14 Saturday, 29 June 2019

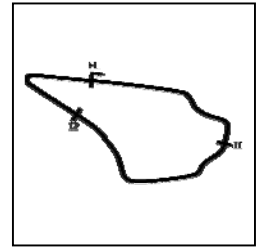


MCRCB BULLETIN TK095

2019 Bennetts British Superbike Championship - Round 5

2019 HEL Performance British Motostar Championship

QUALIFYING - SECTOR ANALYSIS



SECTOR 1 = FL to I1, SECTOR 2 = I1 to I2, SECTOR 3 = I2 to FL, DIFF = Difference To Personal Best Lap, P = Crossed Finish Line in Pit Lane, D = Time Disallowed

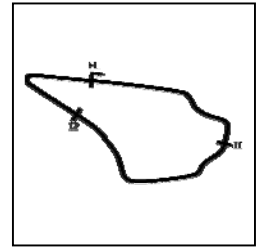
P1 96		Brandon PAASCH				KTM - FPW Racing			
IDEAL LAP TIME : 51.790		BEST LAP TIME : 51.963		DIFFERENCE : 0.173					
LAP	SECTOR 1	SECTOR 2		SECTOR 3		LAP TIME	MPH	DIFF	TIME OF DAY
1 -	OUTLAP	21.167	112.4	15.064	107.5				09:45:57.422
2 -	17.431	20.641	113.3	14.908	108.2	52.980	86.09	1.017	09:46:50.402
3 -	17.256	20.516	113.7	14.938	108.0	52.710	86.53	0.747	09:47:43.112
4 -	17.348	20.481	113.7	15.000	108.0	52.829	86.33	0.866	09:48:35.941
5 -	17.097	20.454	113.9	14.837	108.0	52.388	87.06	0.425	09:49:28.329
6 -	17.889	24.772	75.4	16.795	107.5	59.456	76.71	7.493	09:50:27.785
7 -	17.925	26.063	65.7	24.694	30.3	1:08.682	66.40	16.719	09:51:36.467
8 -	OUTLAP	21.260	112.9	14.985	109.1	1:05.995	69.11	14.032	09:52:42.462
9 -	17.214	20.677	113.1	14.837	108.9	52.728 D	86.50	0.765	09:53:35.190
10 -	18.379	21.450	113.5	15.093	108.7	54.922	83.04	2.959	09:54:30.112
11 -	17.142	20.297	115.3	14.657	109.1	52.096 (3)	87.55	0.133	09:55:22.208
12 -	17.706	21.778	112.9	14.920	109.1	54.404	83.83	2.441	09:56:16.612
13 -	17.374	20.858	115.1	14.774	108.5	53.006	86.04	1.043	09:57:09.618
14 -	17.111	20.288	114.3	14.698	108.5	52.097	87.55	0.134	09:58:01.715
15 -	17.030	20.479	114.7	14.707	108.5	52.216	87.35	0.253	09:58:53.931
16 -	18.181	24.205	72.7	21.643	37.8	1:04.029	71.23	12.066	09:59:57.960
17 -	OUTLAP	21.801	111.2	14.855	108.2	2:12.756	34.35	1:20.793	10:02:10.716
18 -	17.126	20.257	115.3	14.580	108.2	51.963 (1)	87.77		10:03:02.679
19 -	16.969	20.317	115.5	14.694	108.5	51.980 (2)	87.74	0.017	10:03:54.659
20 -	17.437	21.061	112.2	14.818	108.2	53.316	85.54	1.353	10:04:47.975
21 -	17.500	20.509	114.5	14.769	108.0	52.778	86.42	0.815	10:05:40.753
22 -	17.144	20.803	115.7	19.848	38.1	57.795	78.91	5.832	10:06:38.548
23 -	OUTLAP	20.762	114.3	15.175	107.3	1:57.064	38.96	1:05.101	10:08:35.612
24 -	17.443	20.728	113.5	14.912	106.6	53.083	85.92	1.120	10:09:28.695
25 -	17.404	20.632	113.9	14.969	107.0	53.005	86.05	1.042	10:10:21.700
26 -	17.919	22.323	106.0	17.887	35.7	58.129	78.46	6.166	10:11:19.829
27 -	OUTLAP	20.479	114.5	14.757	108.2	1:04.828	70.35	12.865	10:12:24.657

P2 45		Scott SWANN				IFS KTM - IFS Team Swann Racing			
IDEAL LAP TIME : 51.849		BEST LAP TIME : 51.965		DIFFERENCE : 0.116					
LAP	SECTOR 1	SECTOR 2		SECTOR 3		LAP TIME	MPH	DIFF	TIME OF DAY
1 -	OUTLAP	22.859	109.8	16.118	105.8				09:47:12.384
2 -	18.002	21.204	112.9	15.261	107.5	54.467	83.74	2.502	09:48:06.851
3 -	17.911	21.487	112.7	15.259	107.2	54.657	83.44	2.692	09:49:01.508
4 -	17.810	21.952	114.1	14.955	108.5	54.717	83.35	2.752	09:49:56.225
5 -	18.247	21.254	113.1	15.040	107.8	54.541	83.62	2.576	09:50:50.766
6 -	17.344	20.392	113.7	14.975	107.7	52.711	86.53	0.746	09:51:43.477
7 -	17.290	20.512	113.7	14.876	108.4	52.678	86.58	0.713	09:52:36.155
8 -	17.431	20.347	113.7	14.925	108.4	52.703	86.54	0.738	09:53:28.858
9 -	17.614	22.448	100.3	15.573	107.3	55.635	81.98	3.670	09:54:24.493
10 -	17.276	20.393	113.9	14.848	107.8	52.517	86.85	0.552	09:55:17.010
11 -	17.147	20.352	114.3	14.798	108.9	52.297	87.21	0.332	09:56:09.307
12 -	18.195	23.148	100.6	18.406	40.3	59.749	76.33	7.784	09:57:09.056
13 -	OUTLAP	21.809	105.6	15.533	106.6	6:41.815	11.35	5:49.850	10:03:50.871
14 -	17.471	20.984	112.9	14.921	107.7	53.376	85.45	1.411	10:04:44.247
15 -	17.244	20.136	114.5	14.791	107.0	52.171 (3)	87.42	0.206	10:05:36.418
16 -	17.958	21.742	114.3	14.858	107.2	54.558	83.60	2.593	10:06:30.976
17 -	17.271	20.395	114.1	15.142	107.2	52.808	86.37	0.843	10:07:23.784
18 -	17.212	20.291	113.3	14.675	108.0	52.178	87.41	0.213	10:08:15.962
19 -	17.082	20.109	115.9	14.774	107.7	51.965 (1)	87.77		10:09:07.927
20 -	17.646	20.623	114.3	14.784	107.8	53.053	85.97	1.088	10:10:00.980
21 -	17.384	20.329	113.5	17.074	107.0	54.787	83.25	2.822	10:10:55.767
22 -	17.211	20.092	115.1	14.716	109.1	52.019 (2)	87.68	0.054	10:11:47.786
23 -	17.317	20.527	113.5	14.899	108.2	52.743	86.47	0.778	10:12:40.529

Weather / Track : Cloudy / Dry

Knockhill
Circuit Length = 1.2669 miles
Start: 09:45 Flag 00:00 End: 10:13

QUALIFYING - SECTOR ANALYSIS

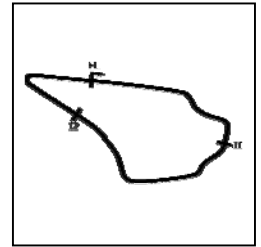


SECTOR 1 = FL to I1, SECTOR 2 = I1 to I2, SECTOR 3 = I2 to FL, DIFF = Difference To Personal Best Lap, P = Crossed Finish Line in Pit Lane, D = Time Disallowed

P3 1 Victor RODRIGUEZ		DR Moto - GA Competition							
IDEAL LAP TIME : 51.951		BEST LAP TIME : 52.058		DIFFERENCE : 0.107					
LAP	SECTOR 1	SECTOR 2	SECTOR 3	LAP TIME	MPH	DIFF	TIME OF DAY		
1 -	OUTLAP	21.989	113.9	15.149	109.8		09:46:00.339		
2 -	17.630	21.594	113.3	15.300	108.9	54.524	83.65	2.466	09:46:54.863
3 -	17.428	20.905	113.5	14.936	109.1	53.269	85.62	1.211	09:47:48.132
4 -	17.409	20.861	113.1	14.843	108.9	53.113	85.87	1.055	09:48:41.245
5 -	17.329	20.667	113.1	14.817	108.5	52.813	86.36	0.755	09:49:34.058
6 -	17.214	20.820	112.5	14.819	108.4	52.853	86.29	0.795	09:50:26.911
7 -	18.555	26.245	57.8	26.746	29.9	1:11.546	63.75	19.488	09:51:38.457
8 -	OUTLAP	20.651	114.7	14.977	110.3	1:08.364	66.71	16.306	09:52:46.821
9 -	17.205	20.481	116.1	14.686	110.7	52.372	87.09	0.314	09:53:39.193
10 -	17.044	20.405	114.7	14.609	110.1	52.058 (1)	87.61		09:54:31.251
11 -	17.111	20.532	114.5	14.687	109.8	52.330	87.16	0.272	09:55:23.581
12 -	17.121	20.621	114.7	14.611	110.5	52.353	87.12	0.295	09:56:15.934
13 -	18.061	23.234	114.7	15.074	109.8	56.369	80.91	4.311	09:57:12.303
14 -	17.088	20.310	116.1	15.017	111.4	52.415	87.01	0.357	09:58:04.718
15 -	17.544	20.908	113.9	14.612	109.8	53.064	85.95	1.006	09:58:57.782
16 -	17.071	20.912	112.0	15.210	105.1	53.193	85.74	1.135	09:59:50.975
17 -	23.122	26.056	72.6	21.844	34.3	1:11.022	64.22	18.964	10:01:01.997
18 -	OUTLAP	22.000	90.5	16.209	108.9	2:50.033	26.82	1:57.975	10:03:52.030
19 -	17.252	20.625	115.3	14.738	109.8	52.615	86.68	0.557	10:04:44.645
20 -	17.100	20.450	116.1	16.347	108.5	53.897	84.62	1.839	10:05:38.542
21 -	17.991	22.428	114.3	17.513	86.3	57.932	78.73	5.874	10:06:36.474
22 -	18.827	21.205	107.0	15.509	108.7	55.541	82.12	3.483	10:07:32.015
23 -	17.200	20.380	116.1	14.689	109.1	52.269	87.26	0.211	10:08:24.284
24 -	17.168	20.398	116.1	14.635	108.9	52.201 (3)	87.37	0.143	10:09:16.485
25 -	17.257	20.922	114.3	14.715	109.4	52.894	86.23	0.836	10:10:09.379
26 -	17.245	20.527	114.9	14.808	109.1	52.580	86.74	0.522	10:11:01.959
27 -	17.196	20.600	115.7	14.725	110.3	52.521	86.84	0.463	10:11:54.480
28 -	17.115	20.298	116.1	14.725	109.8	52.138 (2)	87.48	0.080	10:12:46.618

P4 11 Dan JONES		KTM - City Lifting/RS Racing							
IDEAL LAP TIME : 51.997		BEST LAP TIME : 52.138		DIFFERENCE : 0.141					
LAP	SECTOR 1	SECTOR 2	SECTOR 3	LAP TIME	MPH	DIFF	TIME OF DAY		
1 -	OUTLAP	22.001	80.4	19.465	109.1		09:47:13.517		
2 -	17.641	20.768	116.5	14.954	110.3	53.363	85.47	1.225	09:48:06.880
3 -	17.669	22.139	114.7	15.808	109.4	55.616	82.01	3.478	09:49:02.496
4 -	17.404	21.175	115.9	14.841	110.0	53.420	85.38	1.282	09:49:55.916
5 -	17.385	20.620	115.9	14.710	110.3	52.715	86.52	0.577	09:50:48.631
6 -	17.261	20.381	116.7	14.841	109.6	52.483	86.90	0.345	09:51:41.114
7 -	17.206	20.416	115.9	14.621	110.5	52.243	87.30	0.105	09:52:33.357
8 -	17.080	20.443	117.1	14.661	110.7	52.184 (3)	87.40	0.046	09:53:25.541
9 -	19.625	24.353	91.5	19.249	39.0	1:03.227	72.13	11.089	09:54:28.768
10 -	OUTLAP	21.877	117.3	15.190	110.9	4:30.056	16.88	3:37.918	09:58:58.824
11 -	17.411	20.686	98.8	18.385	109.2	56.482	80.75	4.344	09:59:55.306
12 -	20.417	23.824	77.5	21.099	38.0	1:05.340	69.80	13.202	10:01:00.646
13 -	OUTLAP	20.704	116.5	14.823	109.2	3:45.049	20.26	2:52.911	10:04:45.695
14 -	17.175	20.311	116.5	14.693	107.8	52.179 (2)	87.41	0.041	10:05:37.874
15 -	18.934	23.604	116.9	16.906	102.4	59.444	76.72	7.306	10:06:37.318
16 -	17.602	20.868	110.9	18.018	40.6	56.488	80.74	4.350	10:07:33.806
17 -	OUTLAP	20.523	116.7	14.769	110.0	1:03.138	72.24	11.000	10:08:36.944
18 -	17.342	20.659	116.5	15.121	109.2	53.122	85.86	0.984	10:09:30.066
19 -	17.142	20.296	117.3	14.700	110.5	52.138 (1)	87.48		10:10:22.204
20 -	17.158	23.639	93.3	16.064	109.4	56.861	80.21	4.723	10:11:19.065
21 -	17.123	20.643	116.1	15.203	110.7	52.969	86.10	0.831	10:12:12.034
22 -	17.109	21.414	94.6	19.734	87.3	58.257	78.29	6.119	10:13:10.291

QUALIFYING - SECTOR ANALYSIS



SECTOR 1 = FL to I1, SECTOR 2 = I1 to I2, SECTOR 3 = I2 to FL, DIFF = Difference To Personal Best Lap, P = Crossed Finish Line in Pit Lane, D = Time Disallowed

P5 14		Jack NIXON				KTM - Santander Salt			
IDEAL LAP TIME : 52.440		BEST LAP TIME : 52.642		DIFFERENCE : 0.202					
LAP	SECTOR 1	SECTOR 2		SECTOR 3		LAP TIME	MPH	DIFF	TIME OF DAY
1 -	OUTLAP	23.974	111.8	15.888	108.5				09:46:07.085
2 -	18.653	21.983	115.3	15.410	108.9	56.046	81.38	3.404	09:47:03.131
3 -	17.836	20.775	114.9	15.194	109.2	53.805	84.77	1.163	09:47:56.936
4 -	17.357	21.010	115.1	15.114	108.9	53.481	85.28	0.839	09:48:50.417
5 -	18.004	22.121	106.1	20.200	36.5	1:00.325	75.60	7.683	09:49:50.742
6 -	OUTLAP	21.592	113.7	15.172	108.9	1:47.166	42.56	54.524	09:51:37.908
7 -	17.504	20.661	115.3	14.960	110.0	53.125	85.85	0.483	09:52:31.033
8 -	17.230	20.533	115.9	14.894	109.4	52.657 (3)	86.61	0.015	09:53:23.690
9 -	18.501	21.627	114.3	15.229	110.3	55.357	82.39	2.715	09:54:19.047
10 -	17.465	20.873	113.5	15.103	108.9	53.441	85.34	0.799	09:55:12.488
11 -	17.518	20.690	113.7	14.980	109.1	53.188	85.75	0.546	09:56:05.676
12 -	17.421	21.730	114.1	15.213	109.1	54.364	83.89	1.722	09:57:00.040
13 -	17.317	20.548	114.9	14.821	108.7	52.686	86.57	0.044	09:57:52.726
14 -	17.334	20.501	115.7	18.990	40.4	56.825	80.26	4.183	09:58:49.551
15 -	OUTLAP	22.054	107.2	16.094	108.5	5:15.997	14.43	4:23.355	10:04:05.548
16 -	17.919	20.983	114.7	15.096	108.9	53.998	84.46	1.356	10:04:59.546
17 -	18.027	21.342	114.3	15.149	108.4	54.518	83.66	1.876	10:05:54.064
18 -	17.627	20.608	115.5	15.456	107.0	53.691	84.95	1.049	10:06:47.755
19 -	18.209	21.567	111.1	20.791	35.9	1:00.567	75.30	7.925	10:07:48.322
20 -	OUTLAP	23.043	100.7	15.768	109.1	1:19.929	57.06	27.287	10:09:08.251
21 -	17.537	21.037	115.7	14.818	108.7	53.392	85.42	0.750	10:10:01.643
22 -	17.304	20.855	115.7	15.054	108.5	53.213	85.71	0.571	10:10:54.856
23 -	17.423	20.392	115.7	14.827	109.8	52.642 (1)	86.64		10:11:47.498
24 -	17.414	20.405	115.7	14.834	108.7	52.653 (2)	86.62	0.011	10:12:40.151

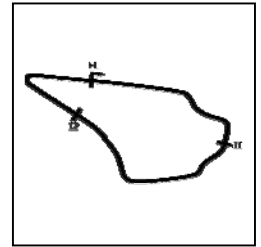
P6 70		Joshua WHATLEY				KTM - KRP			
IDEAL LAP TIME : 52.403		BEST LAP TIME : 52.889		DIFFERENCE : 0.486					
LAP	SECTOR 1	SECTOR 2		SECTOR 3		LAP TIME	MPH	DIFF	TIME OF DAY
1 -	OUTLAP	21.791	115.3	15.702	109.2				09:45:59.296
2 -	18.089	22.643	110.3	15.519	110.5	56.251	81.08	3.362	09:46:55.547
3 -	18.013	21.603	116.9	15.443	110.5	55.059	82.84	2.170	09:47:50.606
4 -	17.356	20.959	115.3	15.103	110.7	53.418 (3)	85.38	0.529	09:48:44.024
5 -	17.804	20.873	116.3	15.159	111.1	53.836	84.72	0.947	09:49:37.860
6 -	17.257	20.898	114.9	15.066	110.3	53.221 (2)	85.70	0.332	09:50:31.081
7 -	17.359	21.180	107.3	24.362	33.3	1:02.901	72.51	10.012	09:51:33.982
8 -	OUTLAP	22.144	98.1	18.164	103.7	3:47.154	20.07	2:54.265	09:55:21.136
9 -	17.947	22.893	110.7	15.286	110.7	56.126	81.26	3.237	09:56:17.262
10 -	17.518	22.015	116.1	14.829	110.1	54.362	83.90	1.473	09:57:11.624
11 -	17.127	20.707	117.1	15.055	110.9	52.889 (1)	86.23		09:58:04.513
12 -	18.004	20.906	117.1	14.759	111.1	53.669	84.98	0.780	09:58:58.182
13 -	17.013	20.631	116.9	15.460	107.5	53.404 D	85.89	0.215	09:59:51.286
14 -	17.888	24.469	99.4	20.256	36.9	1:02.613	72.84	9.724	10:00:53.899
15 -	OUTLAP	22.529	108.7	15.111	110.3	3:54.692	19.43	3:01.803	10:04:48.591
16 -	17.380	21.215	116.1	14.870	110.0	53.465	85.31	0.576	10:05:42.056

MCRCB BULLETIN TK095

2019 Bennetts British Superbike Championship - Round 5

2019 HEL Performance British Motostar Championship

QUALIFYING - SECTOR ANALYSIS



SECTOR 1 = FL to I1, SECTOR 2 = I1 to I2, SECTOR 3 = I2 to FL, DIFF = Difference To Personal Best Lap, P = Crossed Finish Line in Pit Lane, D = Time Disallowed

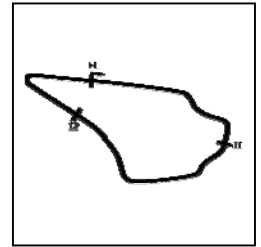
P7 99		Jamie DAVIS				KTM - FPW Racing			
IDEAL LAP TIME : 52.996		BEST LAP TIME : 53.035		DIFFERENCE : 0.039					
LAP	SECTOR 1	SECTOR 2	SECTOR 3	LAP TIME	MPH	DIFF	TIME OF DAY		
1 -	OUTLAP	22.160	112.2	15.858	105.8		09:46:00.282		
2 -	18.034	21.437	112.9	15.774	107.5	55.245	09:46:55.527	82.56	2.210
3 -	17.948	21.468	114.1	15.512	107.0	54.928	09:47:50.455	83.03	1.893
4 -	17.741	21.049	114.1	15.331	107.5	54.121	09:48:44.576	84.27	1.086
5 -	17.491	20.956	114.5	15.265	108.0	53.712	09:49:38.288	84.91	0.677
6 -	17.428	20.758	115.3	15.214	108.0	53.400	09:50:31.688	85.41	0.365
7 -	17.377	20.868	112.5	19.952	30.0	58.197	09:51:29.885	78.37	5.162
8 -	OUTLAP	21.280	113.1	15.367	107.2	2:51.554	09:54:21.439	26.58	1:58.519
9 -	17.555	20.827	113.3	15.239	106.5	53.621	09:55:15.060	85.06	0.586
10 -	17.443	20.960	114.5	15.161	107.8	53.564	09:56:08.624	85.15	0.529
11 -	17.578	20.861	113.3	15.142	107.2	53.581	09:57:02.205	85.12	0.546
12 -	17.529	20.944	113.5	15.203	106.8	53.676	09:57:55.881	84.97	0.641
13 -	17.463	20.925	112.4	15.179	107.7	53.567	09:58:49.448	85.14	0.532
14 -	17.682	21.657	107.8	20.064	23.0	59.403	09:59:48.851	76.78	6.368
15 -	OUTLAP	21.998	111.8	15.337	106.8	55.837 D	10:01:44.688	39.37	1:02.802
16 -	17.394	20.858	113.7	15.020	107.2	53.272 (3)	10:02:37.960	85.61	0.237
17 -	17.459	20.866	114.9	15.062	107.7	53.387	10:03:31.347	85.43	0.352
18 -	17.598	21.256	113.5	15.146	107.2	54.000	10:04:25.347	84.46	0.965
19 -	17.514	20.861	113.7	15.092	107.7	53.467	10:05:18.814	85.30	0.432
20 -	17.429	21.532	108.9	16.589	103.8	55.550	10:06:14.364	82.10	2.515
21 -	17.651	21.589	106.8	20.222	29.6	59.462	10:07:13.826	76.70	6.427
22 -	OUTLAP	20.854	114.3	15.103	107.2	1:22.053	10:08:35.879	55.58	29.018
23 -	17.500	20.672	114.3	15.031	106.6	53.203 (2)	10:09:29.082	85.73	0.168
24 -	17.351	20.711	114.1	14.973	107.3	53.035 (1)	10:10:22.117	86.00	
25 -	17.593	21.859	107.8	15.602	105.3	55.054	10:11:17.171	82.84	2.019
26 -	17.551	21.407	110.1	15.332	105.6	54.290	10:12:11.461	84.01	1.255
27 -	17.573	21.192	112.2	23.389	28.9	1:02.154	10:13:13.615	73.38	9.119

P8 7		Edmund BEST				KTM - SymCirus Motorsport			
IDEAL LAP TIME : 53.096		BEST LAP TIME : 53.245		DIFFERENCE : 0.149					
LAP	SECTOR 1	SECTOR 2	SECTOR 3	LAP TIME	MPH	DIFF	TIME OF DAY		
1 -	OUTLAP	22.117	110.3	15.798	104.3		09:45:59.946		
2 -	17.812	21.989	111.1	15.617	105.0	55.418	09:46:55.364	82.30	2.173
3 -	17.824	21.126	111.1	15.345	104.8	54.295	09:47:49.659	84.00	1.050
4 -	17.717	20.918	111.2	15.301	104.5	53.936	09:48:43.595	84.56	0.691
5 -	17.642	21.150	109.8	15.409	105.3	54.201	09:49:37.796	84.15	0.956
6 -	17.591	20.997	111.8	15.155	106.1	53.743	09:50:31.539	84.86	0.498
7 -	17.395	20.987	96.0	21.918	86.4	1:00.300	09:51:31.839	75.64	7.055
8 -	18.360	20.976	110.5	15.312	105.3	54.648	09:52:26.487	83.46	1.403
9 -	17.415	20.924	110.9	15.314	105.1	53.653	09:53:20.140	85.01	0.408
10 -	17.518	21.271	101.3	19.421	41.7	58.210	09:54:18.350	78.35	4.965
11 -	OUTLAP	21.128	110.3	15.279	104.6	3:33.539 D	09:57:51.889	21.35	2:40.294
12 -	17.486	20.641	112.7	15.118	106.8	53.245 (1)	09:58:45.134	85.66	
13 -	18.013	21.359	112.5	15.176	105.5	54.548	09:59:39.682	83.61	1.303
14 -	17.880	21.860	109.8	15.276	105.5	55.016	10:00:34.698	82.90	1.771
15 -	17.573	21.129	109.8	15.296	105.8	53.998	10:01:28.696	84.46	0.753
16 -	17.383	20.760	111.2	15.226	106.1	53.369 D	10:02:22.065	85.46	0.124
17 -	18.428	22.277	111.1	17.592	45.3	58.297	10:03:20.362	78.23	5.052
18 -	OUTLAP	20.857	112.4	15.235	105.6	1:08.851	10:04:29.213	66.24	15.606
19 -	17.481	20.704	113.3	15.072	105.6	53.257 (2)	10:05:22.470	85.64	0.012
20 -	17.595	21.063	111.8	15.191	105.5	53.849 D	10:06:16.319	84.70	0.604
21 -	17.460	22.389	112.9	18.443	35.0	58.292	10:07:14.611	78.24	5.047
22 -	OUTLAP	23.148	99.2	15.855	105.6	1:53.997	10:09:08.608	40.01	1:00.752
23 -	17.397	21.300	112.7	15.085	105.8	53.782	10:10:02.390	84.80	0.537
24 -	17.959	20.933	112.0	15.324	105.3	54.216	10:10:56.606	84.12	0.971
25 -	17.422	20.700	112.2	15.265	105.8	53.387	10:11:49.993	85.43	0.142
26 -	17.467	20.686	112.7	15.203	105.1	53.356 (3)	10:12:43.349	85.48	0.111

Weather / Track : Cloudy / Dry

Knockhill
Circuit Length = 1.2669 miles
Start: 09:45 Flag 00:00 End: 10:13

QUALIFYING - SECTOR ANALYSIS

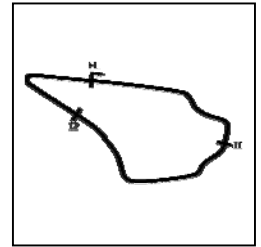


SECTOR 1 = FL to I1, SECTOR 2 = I1 to I2, SECTOR 3 = I2 to FL, DIFF = Difference To Personal Best Lap, P = Crossed Finish Line in Pit Lane, D = Time Disallowed

P9 64 Asher DURHAM		Mahindra - Microlise Cresswell Racing								
IDEAL LAP TIME : 53.089		BEST LAP TIME : 53.255		DIFFERENCE : 0.166						
LAP	SECTOR 1	SECTOR 2	SECTOR 3	LAP TIME	MPH	DIFF	TIME OF DAY			
1 -	OUTLAP	23.264	112.4	15.619	107.8				09:46:06.011	
2 -	18.493	21.887	113.1	15.606	108.2	55.986	81.46	2.731	09:47:01.997	
3 -	17.802	21.134	114.3	15.446	108.0	54.382	83.87	1.127	09:47:56.379	
4 -	17.817	21.203	110.3	15.578	108.2	54.598	83.53	1.343	09:48:50.977	
5 -	17.734	22.233	110.7	16.688	104.6	56.655	80.50	3.400	09:49:47.632	
6 -	17.735	20.975	113.5	15.506	107.8	54.216	84.12	0.961	09:50:41.848	
7 -	18.640	22.456	110.5	15.576	107.2	56.672	80.48	3.417	09:51:38.520	
8 -	17.538	20.696	115.1	15.319	107.3	53.553	85.17	0.298	09:52:32.073	
9 -	17.416	20.622	114.7	15.830	108.5	53.868	84.67	0.613	09:53:25.941	
10 -	17.851	26.317	89.5	16.766	107.2	1:00.934	74.85	7.679	09:54:26.875	
11 -	17.454	20.612	115.1	15.427	108.4	53.493	85.26	0.238	09:55:20.368	
12 -	17.467	23.841	105.8	15.501	109.4	56.809	80.28	3.554	09:56:17.177	
13 -	17.457	21.892	103.8	15.725	107.8	55.074	82.81	1.819	09:57:12.251	
14 -	17.473	20.632	115.5	15.289	108.7	53.394 (3)	85.42	0.139	09:58:05.645	
15 -	17.379	20.923	116.1	15.221	109.8	53.523	85.21	0.268	09:58:59.168	
16 -	17.381	21.227	116.1	18.227	99.5	56.835	80.25	3.580	09:59:56.003	
17 -	17.869	20.786	108.5	17.163	107.8	55.818	81.71	2.563	10:00:51.821	
18 -	17.485	20.680	114.7	15.340	108.9	53.505	85.24	0.250	10:01:45.326	
19 -	17.354	20.656	115.3	15.271	108.2	53.281 (2)	85.60	0.026	10:02:38.607	
20 -	17.325	20.619	115.9	15.311	107.7	53.255 (1)	85.64		10:03:31.862	
21 -	17.778	21.133	114.5	15.303	108.4	54.214	84.13	0.959	10:04:26.076	
22 -	17.454	20.557	115.5	15.440	107.8	53.451	85.33	0.196	10:05:19.527	
23 -	17.475	21.034	108.0	18.530	107.2	57.039	79.96	3.784	10:06:16.566	
24 -	17.637	22.951	112.7	15.664	106.1	56.252	81.08	2.997	10:07:12.818	
25 -	17.634	20.938	114.1	15.488	107.7	54.060	84.37	0.805	10:08:06.878	
26 -	17.829	21.099	113.5	15.378	107.0	54.306	83.98	1.051	10:09:01.184	
27 -	17.385	20.543	115.5	15.539	107.0	53.467	85.30	0.212	10:09:54.651	
28 -	17.478	20.715	114.7	15.288	107.0	53.481	85.28	0.226	10:10:48.132	
29 -	17.832	21.019	113.7	15.248	107.3	54.099	84.31	0.844	10:11:42.231	
30 -	17.468	20.656	113.9	15.290	106.6	53.414	85.39	0.159	10:12:35.645	

P10 19 S Scott OGDEN		Honda - Premium Motorhomes Scott Ogden Racing								
IDEAL LAP TIME : 53.746		BEST LAP TIME : 53.844		DIFFERENCE : 0.098						
LAP	SECTOR 1	SECTOR 2	SECTOR 3	LAP TIME	MPH	DIFF	TIME OF DAY			
1 -	OUTLAP	23.374	103.5	16.141	100.4				09:46:02.583	
2 -	18.451	21.966	106.1	15.661	100.7	56.078	81.33	2.234	09:46:58.661	
3 -	18.137	21.704	106.8	15.435	101.3	55.276	82.51	1.432	09:47:53.937	
4 -	17.934	21.551	106.6	15.491	97.8	54.976	82.96	1.132	09:48:48.913	
5 -	18.764	21.447	106.5	15.379	101.2	55.590 D	82.04	1.746	09:49:44.503	
6 -	17.781	21.197	107.2	15.341	100.9	54.319	83.96	0.475	09:50:38.822	
7 -	17.806	21.204	106.5	15.222	100.9	54.232 (3)	84.10	0.388	09:51:33.054	
8 -	17.831	21.652	108.9	16.404	101.8	55.887	81.61	2.043	09:52:28.941	
9 -	17.678	21.089	108.5	15.757	100.0	54.524	83.65	0.680	09:53:23.465	
10 -	18.713	21.398	107.0	15.371	101.2	55.482	82.20	1.638	09:54:18.947	
11 -	17.831	21.310	107.7	15.275	102.7	54.416	83.81	0.572	09:55:13.363	
12 -	18.096	22.104	99.5	15.869	101.2	56.069	81.34	2.225	09:56:09.432	
13 -	17.737	21.226	107.7	15.390	101.6	54.353	83.91	0.509	09:57:03.785	
14 -	17.610	21.019	107.8	15.461	100.6	54.090 (2)	84.32	0.246	09:57:57.875	
15 -	17.553	20.971	108.2	15.320	102.1	53.844 (1)	84.70		09:58:51.719	
16 -	18.006	21.559	106.6	15.465	101.2	55.030	82.88	1.186	09:59:46.749	
17 -	18.474	22.499	106.1	18.756	37.1	59.729	76.36	5.885	10:00:46.478	
18 -	OUTLAP	21.657	105.5	21.172	95.0	1:18.218	58.31	24.374	10:02:04.696	
19 -	18.715	21.389	106.1	15.409	100.3	55.513	82.16	1.669	10:03:00.209	
20 -	17.828	21.360	107.0	15.472	100.6	54.660	83.44	0.816	10:03:54.869	
21 -	17.698	21.254	107.7	15.438	101.5	54.390	83.85	0.546	10:04:49.259	

QUALIFYING - SECTOR ANALYSIS



SECTOR 1 = FL to I1, SECTOR 2 = I1 to I2, SECTOR 3 = I2 to FL, DIFF = Difference To Personal Best Lap, P = Crossed Finish Line in Pit Lane, D = Time Disallowed

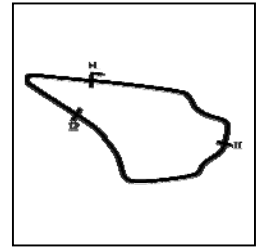
P11 88 Harry LEIGH		KTM - SymCirrus Motorsport							
IDEAL LAP TIME : 53.752		BEST LAP TIME : 53.914		DIFFERENCE : 0.162					
LAP	SECTOR 1	SECTOR 2	SECTOR 3	LAP TIME	MPH	DIFF	TIME OF DAY		
1 -	OUTLAP	23.991	111.2	16.094	109.2		09:46:07.621		
2 -	18.715	22.151	114.5	15.414	110.7	56.280	81.04	2.366	09:47:03.901
3 -	18.715	22.365	112.9	15.644	109.6	56.724	80.40	2.810	09:48:00.625
4 -	18.233	22.220	112.9	15.369	108.9	55.822	81.70	1.908	09:48:56.447
5 -	17.938	21.830	113.1	15.351	109.2	55.119	82.75	1.205	09:49:51.566
6 -	18.123	21.672	113.1	15.140	110.0	54.935	83.02	1.021	09:50:46.501
7 -	18.016	21.489	114.5	15.310	110.7	54.815	83.20	0.901	09:51:41.316
8 -	17.868	21.464	114.3	15.011	109.8	54.343	83.93	0.429	09:52:35.659
9 -	18.097	21.303	114.7	15.203	109.8	54.603	83.53	0.689	09:53:30.262
10 -	17.896	21.606	112.5	15.148	110.0	54.650	83.46	0.736	09:54:24.912
11 -	17.993	21.486	114.1	15.188	110.3	54.667	83.43	0.753	09:55:19.579
12 -	17.956	21.626	112.9	15.146	109.6	54.728	83.34	0.814	09:56:14.307
13 -	17.904	21.647	113.7	15.019	109.6	54.570	83.58	0.656	09:57:08.877
14 -	18.067	21.453	113.9	15.133	109.8	54.653	83.45	0.739	09:58:03.530
15 -	18.107	21.770	114.5	15.141	111.1	55.018	82.90	1.104	09:58:58.548
16 -	17.861	21.284	115.1	15.120	109.6	54.265	84.05	0.351	09:59:52.813
17 -	18.078	21.269	114.5	15.027	109.4	54.374	83.88	0.460	10:00:47.187
18 -	17.972	21.226	114.1	15.205	109.6	54.403	83.83	0.489	10:01:41.590
19 -	17.776	21.491	113.1	14.992	109.6	54.259	84.06	0.345	10:02:35.849
20 -	17.862	21.342	114.7	15.118	110.0	54.322	83.96	0.408	10:03:30.171
21 -	17.863	21.158	114.5	15.014	109.4	54.035	84.41	0.121	10:04:24.206
22 -	17.814	21.130	114.9	14.970	109.6	53.914 (1)	84.59		10:05:18.120
23 -	17.958	21.150	115.7	14.978	109.6	54.086	84.33	0.172	10:06:12.206
24 -	18.212	21.787	113.1	15.905	107.0	55.904	81.58	1.990	10:07:08.110
25 -	18.036	21.333	113.1	15.150	110.1	54.519	83.66	0.605	10:08:02.629
26 -	17.805	21.423	113.9	15.070	108.9	54.298	84.00	0.384	10:08:56.927
27 -	17.792	21.318	114.7	15.156	108.4	54.266	84.05	0.352	10:09:51.193
28 -	17.813	21.180	114.7	15.010	109.1	54.003 (3)	84.46	0.089	10:10:45.196
29 -	17.752	21.287	114.9	14.955	109.8	53.994 (2)	84.47	0.080	10:11:39.190
30 -	17.794	21.312	114.5	14.922	108.9	54.028	84.42	0.114	10:12:33.218

P12 16 S Harvey CLARIDGE		Honda - Nova Racing/SP 125							
IDEAL LAP TIME : 53.703		BEST LAP TIME : 53.927		DIFFERENCE : 0.224					
LAP	SECTOR 1	SECTOR 2	SECTOR 3	LAP TIME	MPH	DIFF	TIME OF DAY		
1 -	OUTLAP	22.889	108.2	15.769	101.5		09:46:03.332		
2 -	18.551	21.673	107.2	15.592	101.9	55.816	81.71	1.889	09:46:59.148
3 -	18.256	21.408	107.8	15.402	102.9	55.066	82.82	1.139	09:47:54.214
4 -	18.057	21.326	108.0	15.488	102.4	54.871	83.12	0.944	09:48:49.085
5 -	17.911	21.103	107.0	15.266	101.8	54.280	84.02	0.353	09:49:43.365
6 -	17.844	21.102	107.5	15.183	102.4	54.129 (2)	84.26	0.202	09:50:37.494
7 -	17.833	21.205	108.7	15.950	102.7	54.988	82.94	1.061	09:51:32.482
8 -	18.194	21.718	108.2	19.560	40.2	59.472	76.69	5.545	09:52:31.954
9 -	OUTLAP	21.729	106.6	15.813	102.6	2:48.990	26.99	1:55.063	09:55:20.944
10 -	17.860	21.431	106.8	15.310	102.7	54.601	83.53	0.674	09:56:15.545
11 -	18.148	21.256	107.7	15.418	101.8	54.822	83.19	0.895	09:57:10.367
12 -	17.868	21.025	107.3	15.352	102.7	54.245	84.08	0.318	09:58:04.612
13 -	18.090	21.637	109.8	15.337	103.2	55.064	82.83	1.137	09:58:59.676
14 -	17.578	20.942	109.2	15.407	102.7	53.927 (1)	84.57		09:59:53.603
15 -	17.627	21.382	108.4	15.313	102.7	54.322	83.96	0.395	10:00:47.925
16 -	17.676	21.650	105.0	15.505	102.2	54.831	83.18	0.904	10:01:42.756
17 -	17.798	21.025	107.7	15.318	101.9	54.141 (3)	84.24	0.214	10:02:36.897
18 -	17.763	21.203	107.3	15.809	103.0	54.775	83.26	0.848	10:03:31.672
19 -	18.357	22.006	107.3	19.111	34.0	59.474	76.69	5.547	10:04:31.146
20 -	OUTLAP	21.674	106.6	15.362	101.8	3:43.022	20.45	2:49.095	10:08:14.168
21 -	17.880	20.964	108.4	15.959	101.6	54.803	83.22	0.876	10:09:08.971
22 -	17.652	21.273	107.8	15.245	102.1	54.170	84.19	0.243	10:10:03.141
23 -	17.824	20.979	108.0	15.650	101.2	54.453	83.76	0.526	10:10:57.594
24 -	17.907	21.152	107.0	15.404	101.8	54.463	83.74	0.536	10:11:52.057
25 -	17.739	21.068	106.8	15.450	101.2	54.257	84.06	0.330	10:12:46.314

Weather / Track : Cloudy / Dry

Knockhill
Circuit Length = 1.2669 miles
Start: 09:45 Flag 00:00 End: 10:13

QUALIFYING - SECTOR ANALYSIS



SECTOR 1 = FL to I1, SECTOR 2 = I1 to I2, SECTOR 3 = I2 to FL, DIFF = Difference To Personal Best Lap, P = Crossed Finish Line in Pit Lane, D = Time Disallowed

P13 72 S		Cameron HORSMAN				Honda - Nova Racing/SP 125			
IDEAL LAP TIME : 54.016		BEST LAP TIME : 54.162		DIFFERENCE : 0.146					
LAP	SECTOR 1	SECTOR 2	SECTOR 3	LAP TIME	MPH	DIFF	TIME OF DAY		
1 -	OUTLAP	22.873	106.0	15.826	101.2		09:46:02.222		
2 -	18.297	21.763	107.0	15.660	101.8	55.720	81.85	1.558	09:46:57.942
3 -	18.104	21.631	107.3	15.469	102.4	55.204	82.62	1.042	09:47:53.146
4 -	17.968	21.344	106.8	15.423	102.1	54.735	83.33	0.573	09:48:47.881
5 -	17.874	21.267	108.0	15.195	102.4	54.336 (3)	83.94	0.174	09:49:42.217
6 -	17.877	21.230	108.5	15.427	102.2	54.534	83.63	0.372	09:50:36.751
7 -	17.999	21.606	108.5	16.034	101.6	55.639	81.97	1.477	09:51:32.390
8 -	18.165	21.577	108.5	15.634	102.1	55.376	82.36	1.214	09:52:27.766
9 -	18.017	21.723	103.5	15.910	101.8	55.650	81.96	1.488	09:53:23.416
10 -	18.231	21.236	107.0	15.569	101.3	55.036	82.87	0.874	09:54:18.452
11 -	17.956	21.291	108.7	15.515	101.9	54.762	83.28	0.600	09:55:13.214
12 -	17.940	21.455	107.7	15.549	101.9	54.944	83.01	0.782	09:56:08.158
13 -	17.860	21.196	107.0	15.516	102.6	54.572	83.57	0.410	09:57:02.730
14 -	17.767	21.151	108.7	15.343	102.6	54.261 (2)	84.05	0.099	09:57:56.991
15 -	17.710	21.139	107.5	15.313	102.4	54.162 (1)	84.21		09:58:51.153
16 -	17.901	21.161	107.7	15.442	101.8	54.504	83.68	0.342	09:59:45.657
17 -	19.404	23.229	107.0	18.456	38.4	1:01.089	74.66	6.927	10:00:46.746
18 -	OUTLAP	21.565	107.2	15.416	101.8	2:37.806 D	28.90	1:43.644	10:03:24.552
19 -	17.951	21.208	107.7	15.439	101.5	54.598	83.53	0.436	10:04:19.150
20 -	18.051	21.141	108.2	15.312	102.2	54.504	83.68	0.342	10:05:13.654
21 -	18.346	21.111	109.2	15.418	102.1	54.875	83.11	0.713	10:06:08.529
22 -	18.176	21.500	106.8	15.498	101.2	55.174	82.66	1.012	10:07:03.703
23 -	17.981	21.208	107.0	15.391	101.8	54.580	83.56	0.418	10:07:58.283
24 -	17.849	21.321	107.3	15.477	101.5	54.647	83.46	0.485	10:08:52.930
25 -	18.091	21.181	107.8	15.431	101.3	54.703	83.37	0.541	10:09:47.633
26 -	17.981	21.383	106.6	15.447	101.2	54.811	83.21	0.649	10:10:42.444
27 -	17.986	21.200	107.5	15.488	100.7	54.674	83.42	0.512	10:11:37.118
28 -	18.055	21.187	106.5	15.610	101.3	54.852	83.15	0.690	10:12:31.970

P14 71 S		Charlie FARRER				Honda - Banks Racing/MotoEngineering			
IDEAL LAP TIME : 54.081		BEST LAP TIME : 54.194		DIFFERENCE : 0.113					
LAP	SECTOR 1	SECTOR 2	SECTOR 3	LAP TIME	MPH	DIFF	TIME OF DAY		
1 -	OUTLAP	23.594	104.6	16.255	101.5		09:46:21.200		
2 -	18.675	22.175	106.5	15.698	102.1	56.548	80.65	2.354	09:47:17.748
3 -	18.315	21.714	107.3	15.539	102.2	55.568	82.08	1.374	09:48:13.316
4 -	18.096	21.536	108.2	15.479	102.7	55.111	82.76	0.917	09:49:08.427
5 -	18.662	27.110	96.8	25.454	23.1	1:11.226	64.03	17.032	09:50:19.653
6 -	OUTLAP	21.718	107.5	15.564	102.4	1:15.726	60.23	21.532	09:51:35.379
7 -	17.948	21.200	108.2	15.443	103.0	54.591	83.55	0.397	09:52:29.970
8 -	17.861	21.134	108.0	15.449	103.4	54.444	83.77	0.250	09:53:24.414
9 -	18.034	21.851	108.5	15.426	102.7	55.311	82.46	1.117	09:54:19.725
10 -	17.928	21.139	108.2	15.360	102.2	54.427	83.80	0.233	09:55:14.152
11 -	17.894	21.253	109.1	15.382	102.9	54.529	83.64	0.335	09:56:08.681
12 -	17.850	21.078	108.9	15.377	103.8	54.305 (3)	83.99	0.111	09:57:02.986
13 -	17.890	20.942	109.6	15.377	103.4	54.209 (2)	84.13	0.015	09:57:57.195
14 -	17.833	21.055	109.4	15.306	103.7	54.194 (1)	84.16		09:58:51.389
15 -	17.860	21.183	109.2	15.327	103.8	54.370	83.89	0.176	09:59:45.759

QUALIFYING - SECTOR ANALYSIS



SECTOR 1 = FL to I1, SECTOR 2 = I1 to I2, SECTOR 3 = I2 to FL, DIFF = Difference To Personal Best Lap, P = Crossed Finish Line in Pit Lane, D = Time Disallowed

P15 54		Sam BURMAN				KTM - TeamWNT Burman Racing			
IDEAL LAP TIME : 54.238		BEST LAP TIME : 54.280		DIFFERENCE : 0.042					
LAP	SECTOR 1	SECTOR 2		SECTOR 3		LAP TIME	MPH	DIFF	TIME OF DAY
1 -	OUTLAP	21.925	112.7	15.633	107.3				09:45:59.085
2 -	18.187	21.796	111.8	15.913	105.3	55.896	81.59	1.616	09:46:54.981
3 -	18.425	21.455	112.2	15.900	106.8	55.780	81.76	1.500	09:47:50.761
4 -	18.170	21.331	113.7	15.536	108.0	55.037	82.87	0.757	09:48:45.798
5 -	18.137	21.610	112.2	15.583	107.7	55.330	82.43	1.050	09:49:41.128
6 -	18.091	21.491	112.7	15.601	107.3	55.183	82.65	0.903	09:50:36.311
7 -	18.143	21.557	112.2	16.072	105.1	55.772	81.78	1.492	09:51:32.083
8 -	18.303	21.429	111.4	15.496	108.0	55.228	82.58	0.948	09:52:27.311
9 -	17.901	21.731	110.7	20.302	44.0	59.934	76.10	5.654	09:53:27.245
10 -	OUTLAP	23.547	107.7	18.353	104.3	3:26.714	22.06	2:32.434	09:56:53.959
11 -	18.401	21.725	112.2	15.521	107.0	55.647	81.96	1.367	09:57:49.606
12 -	18.154	21.604	112.7	15.522	108.4	55.280	82.50	1.000	09:58:44.886
13 -	18.088	21.289	112.5	15.629	108.9	55.006	82.92	0.726	09:59:39.892
14 -	18.326	21.947	113.5	15.462	107.7	55.735	81.83	1.455	10:00:35.627
15 -	17.856	21.217	112.5	15.369	108.0	54.442 (2)	83.77	0.162	10:01:30.069
16 -	17.749	21.120	113.9	15.411	107.7	54.280 (1)	84.02		10:02:24.349
17 -	17.803	21.251	113.3	15.476	106.1	54.530 (3)	83.64	0.250	10:03:18.879
18 -	18.177	21.913	112.0	18.316	44.8	58.406	78.09	4.126	10:04:17.285
19 -	OUTLAP	23.125	110.9	15.657	107.3	3:07.785	24.28	2:13.505	10:07:25.070
20 -	18.136	21.441	113.5	15.568	107.2	55.145	82.71	0.865	10:08:20.215
21 -	18.465	22.857	110.1	16.180	106.5	57.502	79.32	3.222	10:09:17.717
22 -	18.485	22.117	110.9	15.562	108.0	56.164	81.21	1.884	10:10:13.881
23 -	18.285	21.199	113.5	15.581	107.5	55.065	82.83	0.785	10:11:08.946
24 -	17.869	21.199	113.1	15.559	106.1	54.627	83.49	0.347	10:12:03.573
25 -	17.861	21.258	113.5	16.554	102.2	55.673	81.92	1.393	10:12:59.246

P16 57 S		Josh HIATT				Honda - Sorrymate.com			
IDEAL LAP TIME : 54.522		BEST LAP TIME : 54.744		DIFFERENCE : 0.222					
LAP	SECTOR 1	SECTOR 2		SECTOR 3		LAP TIME	MPH	DIFF	TIME OF DAY
1 -	OUTLAP	23.894	101.8	16.701	99.4				09:46:07.310
2 -	19.373	22.594	105.5	15.818	101.3	57.785	78.93	3.041	09:47:05.095
3 -	18.773	22.168	107.0	16.339	101.3	57.280	79.62	2.536	09:48:02.375
4 -	18.507	22.219	106.0	16.405	100.7	57.131	79.83	2.387	09:48:59.506
5 -	18.318	21.894	104.6	15.778	100.1	55.990	81.46	1.246	09:49:55.496
6 -	18.854	21.867	106.3	15.722	101.5	56.443	80.80	1.699	09:50:51.939
7 -	18.440	21.621	106.1	15.763	100.7	55.824	81.70	1.080	09:51:47.763
8 -	18.094	22.182	106.0	15.609	101.8	55.885	81.61	1.141	09:52:43.648
9 -	18.468	22.259	106.0	15.546	101.6	56.273	81.05	1.529	09:53:39.921
10 -	18.090	21.562	106.6	15.610	100.6	55.262	82.53	0.518	09:54:35.183
11 -	18.149	22.110	103.8	15.780	101.0	56.039	81.39	1.295	09:55:31.222
12 -	18.286	21.953	105.0	15.402	101.3	55.641	81.97	0.897	09:56:26.863
13 -	18.333	22.295	106.3	16.277	100.1	56.905	80.15	2.161	09:57:23.768
14 -	18.025	21.298	104.8	15.500	101.6	54.823 (2)	83.19	0.079	09:58:18.591
15 -	18.118	21.490	105.6	15.412	101.9	55.020 (3)	82.89	0.276	09:59:13.611
16 -	17.902	21.218	106.3	15.624	102.6	54.744 (1)	83.31		10:00:08.355
17 -	18.185	22.208	104.0	19.027	34.6	59.420	76.76	4.676	10:01:07.775
18 -	OUTLAP	23.623	101.6	16.173	99.2	4:03.535	18.72	3:08.791	10:05:11.310
19 -	19.165	22.106	104.5	15.738	99.7	57.009	80.00	2.265	10:06:08.319
20 -	18.171	21.877	105.1	15.860	99.7	55.908	81.58	1.164	10:07:04.227
21 -	18.277	21.405	104.2	15.570	100.3	55.252	82.55	0.508	10:07:59.479
22 -	18.273	21.959	104.3	15.623	100.1	55.855	81.65	1.111	10:08:55.334
23 -	18.749	21.928	105.3	15.799	100.3	56.476	80.76	1.732	10:09:51.810
24 -	18.213	21.766	100.3	15.687	99.7	55.666	81.93	0.922	10:10:47.476
25 -	18.220	21.757	105.1	15.485	100.9	55.462	82.23	0.718	10:11:42.938
26 -	18.336	21.987	104.8	15.442	99.8	55.765	81.79	1.021	10:12:38.703

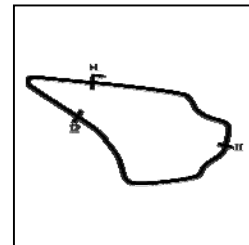
Weather / Track : Cloudy / Dry

Knockhill
 Circuit Length = 1.2669 miles
 Start: 09:45 Flag 00:00 End: 10:13

2019 Bennetts British Superbike Championship - Round 5

2019 HEL Performance British Motostar Championship

QUALIFYING - SECTOR ANALYSIS



SECTOR 1 = FL to I1, SECTOR 2 = I1 to I2, SECTOR 3 = I2 to FL, DIFF = Difference To Personal Best Lap, P = Crossed Finish Line in Pit Lane, D = Time Disallowed

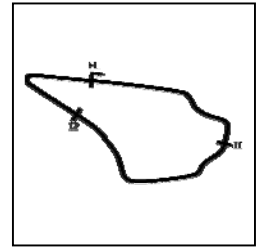
P17 17 S		Franco BOURNE				Honda - Franco Bourne / SP125			
IDEAL LAP TIME : 54.722		BEST LAP TIME : 54.759		DIFFERENCE : 0.037					
LAP	SECTOR 1	SECTOR 2		SECTOR 3		LAP TIME	MPH	DIFF	TIME OF DAY
1 -	OUTLAP	22.906	106.3	15.924	99.8				09:46:03.673
2 -	18.361	21.734	106.5	15.776	99.7	55.871	81.63	1.112	09:46:59.544
3 -	18.185	21.408	106.5	15.481	100.4	55.074 (3)	82.81	0.315	09:47:54.618
4 -	17.975	21.323	106.1	15.461	100.6	54.759 (1)	83.29		09:48:49.377
5 -	17.938	21.498	101.6	19.375	32.2	58.814 D	77.55	4.052	09:49:48.188
6 -	OUTLAP	22.010	103.0	15.792	98.5	4:49.204	15.77	3:54.445	09:54:37.392
7 -	18.162	21.658	104.5	15.499	99.2	55.319	82.45	0.560	09:55:32.711
8 -	18.075	21.496	105.5	15.533	99.2	55.104	82.77	0.345	09:56:27.815
9 -	17.999	21.439	105.6	15.641	97.9	55.079	82.81	0.320	09:57:22.894
10 -	18.088	21.385	105.1	15.687	98.9	55.160	82.68	0.401	09:58:18.054
11 -	18.097	21.393	105.0	15.575	99.4	55.065 (2)	82.83	0.306	09:59:13.119
12 -	18.062	21.373	105.3	15.714	99.1	55.149	82.70	0.390	10:00:08.268
13 -	18.382	22.047	103.2	15.754	98.9	56.183	81.18	1.424	10:01:04.451
14 -	18.265	21.628	104.8	19.720	97.5	59.613	76.51	4.854	10:02:04.064
15 -	20.347	21.689	104.5	19.444	32.0	1:01.480	74.18	6.721	10:03:05.544
16 -	OUTLAP	21.825	104.2	15.800	97.6	2:30.771	30.25	1:36.012	10:05:36.315
17 -	18.505	21.471	104.8	15.574	98.9	55.550	82.10	0.791	10:06:31.865
18 -	18.153	21.563	105.3	15.732	98.2	55.448	82.25	0.689	10:07:27.313
19 -	18.081	21.355	105.8	15.702	98.2	55.138	82.72	0.379	10:08:22.451
20 -	18.148	21.464	105.1	15.742	97.8	55.354	82.39	0.595	10:09:17.805
21 -	18.170	21.763	104.2	15.646	98.8	55.579	82.06	0.820	10:10:13.384
22 -	18.261	21.362	105.3	15.712	98.1	55.335	82.42	0.576	10:11:08.719
23 -	18.796	25.669	79.0	23.735	37.0	1:08.200	66.87	13.441	10:12:16.919

P18 37 S		Corey TINKER				Honda - Microlise Cresswell Racing			
IDEAL LAP TIME : 54.852		BEST LAP TIME : 55.225		DIFFERENCE : 0.373					
LAP	SECTOR 1	SECTOR 2		SECTOR 3		LAP TIME	MPH	DIFF	TIME OF DAY
1 -	OUTLAP	23.916	105.5	16.416	102.6				09:46:05.822
2 -	18.964	22.651	107.7	16.305	102.6	57.920	78.74	2.695	09:47:03.742
3 -	19.095	22.634	107.8	16.000	104.6	57.729	79.00	2.504	09:48:01.471
4 -	18.612	22.425	106.3	16.011	102.4	57.048	79.95	1.823	09:48:58.519
5 -	18.425	22.226	105.6	16.346	102.4	56.997	80.02	1.772	09:49:55.516
6 -	18.452	21.868	107.3	15.669	102.4	55.989	81.46	0.764	09:50:51.505
7 -	18.259	21.852	106.8	15.718	102.4	55.829	81.69	0.604	09:51:47.334
8 -	18.236	22.321	107.0	15.595	103.0	56.152	81.22	0.927	09:52:43.486
9 -	18.284	21.751	106.8	15.542	102.9	55.577	82.06	0.352	09:53:39.063
10 -	18.141	21.714	107.5	15.744	103.0	55.599	82.03	0.374	09:54:34.662
11 -	18.086	21.788	102.9	15.731	101.6	55.605	82.02	0.380	09:55:30.267
12 -	18.160	21.508	106.3	15.683	102.6	55.351 (3)	82.40	0.126	09:56:25.618
13 -	18.244	21.649	106.3	15.465	101.9	55.358	82.39	0.133	09:57:20.976
14 -	18.193	21.688	106.5	15.710	102.6	55.591	82.04	0.366	09:58:16.567
15 -	18.014	21.551	106.5	15.668	101.3	55.233 (2)	82.57	0.008	09:59:11.800
16 -	18.150	22.205	100.1	23.216	25.6	1:03.571	71.74	8.346	10:00:15.371
17 -	OUTLAP	22.577	105.8	16.036	101.0	6:10.491	12.31	5:15.266	10:06:25.862
18 -	19.344	22.207	100.9	16.205	101.0	57.756	78.97	2.531	10:07:23.618
19 -	18.306	21.786	107.3	15.587	102.1	55.679	81.91	0.454	10:08:19.297
20 -	18.322	21.907	106.5	15.600	101.3	55.829	81.69	0.604	10:09:15.126
21 -	18.390	21.790	106.6	15.559	102.1	55.739	81.82	0.514	10:10:10.865
22 -	18.540	21.696	106.8	15.594	101.3	55.830	81.69	0.605	10:11:06.695
23 -	18.149	21.513	107.0	15.563	101.8	55.225 (1)	82.59		10:12:01.920
24 -	18.105	21.373	107.5	19.049	62.0	58.527	77.93	3.302	10:13:00.447

Weather / Track : Cloudy / Dry

Knockhill
Circuit Length = 1.2669 miles
Start: 09:45 Flag 00:00 End: 10:13

QUALIFYING - SECTOR ANALYSIS



SECTOR 1 = FL to I1, SECTOR 2 = I1 to I2, SECTOR 3 = I2 to FL, DIFF = Difference To Personal Best Lap, P = Crossed Finish Line in Pit Lane, D = Time Disallowed

P19 22 S		Ross MAGUIRE				Honda - Stiggy Motorsport			
IDEAL LAP TIME : 55.381		BEST LAP TIME : 55.482				DIFFERENCE : 0.101			
LAP	SECTOR 1	SECTOR 2		SECTOR 3		LAP TIME	MPH	DIFF	TIME OF DAY
1 -	OUTLAP	23.115	102.2	16.315	99.8				09:46:03.802
2 -	18.657	22.159	104.0	15.732	98.3	56.548	80.65	1.066	09:47:00.350
3 -	18.444	22.050	103.4	16.199	99.1	56.693	80.45	1.211	09:47:57.043
4 -	18.367	22.032	102.9	15.779	98.5	56.178	81.19	0.696	09:48:53.221
5 -	18.445	21.947	103.0	15.683	98.6	56.075	81.33	0.593	09:49:49.296
6 -	18.297	21.920	102.1	15.689	98.6	55.906	81.58	0.424	09:50:45.202
7 -	18.418	21.880	102.4	15.744	98.1	56.042	81.38	0.560	09:51:41.244
8 -	18.296	22.060	103.7	16.230	98.1	56.586	80.60	1.104	09:52:37.830
9 -	19.063	23.208	101.3	15.915	98.8	58.186	78.38	2.704	09:53:36.016
10 -	18.815	22.861	102.4	16.816	97.3	58.492	77.97	3.010	09:54:34.508
11 -	18.642	21.992	102.7	15.706	98.5	56.340	80.95	0.858	09:55:30.848
12 -	18.352	21.771	103.0	15.605	98.6	55.728 (3)	81.84	0.246	09:56:26.576
13 -	18.409	21.949	102.7	16.196	99.5	56.554	80.65	1.072	09:57:23.130
14 -	18.215	21.657	103.0	15.780	100.4	55.652 (2)	81.95	0.170	09:58:18.782
15 -	18.120	21.721	103.7	15.641	99.4	55.482 (1)	82.20		09:59:14.264
16 -	18.612	22.744	102.1	22.616	29.2	1:03.972	71.29	8.490	10:00:18.236
17 -	OUTLAP	22.412	101.6	15.810	97.9	5:18.939	14.30	4:23.457	10:05:37.175
18 -	18.545	21.885	103.8	15.604	98.1	56.034	81.39	0.552	10:06:33.209
19 -	18.632	21.919	103.5	15.776	97.6	56.327	80.97	0.845	10:07:29.536
20 -	18.575	21.793	103.4	15.618	98.3	55.986	81.46	0.504	10:08:25.522
21 -	18.499	21.821	103.0	15.701	96.9	56.021	81.41	0.539	10:09:21.543
22 -	18.553	21.831	102.2	15.764	97.8	56.148	81.23	0.666	10:10:17.691
23 -	18.539	21.832	102.4	15.749	97.2	56.120	81.27	0.638	10:11:13.811
24 -	19.045	23.078	101.0	16.042	98.3	58.165	78.41	2.683	10:12:11.976
25 -	18.376	21.704	102.7	21.616	74.6	1:01.696	73.92	6.214	10:13:13.672

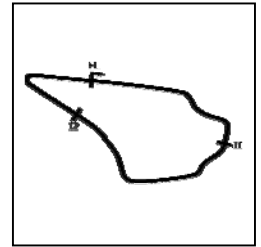
P20 77 S		Jamie LYONS				Honda - C&M Motors Ltd Racing			
IDEAL LAP TIME : 55.750		BEST LAP TIME : 55.866				DIFFERENCE : 0.116			
LAP	SECTOR 1	SECTOR 2		SECTOR 3		LAP TIME	MPH	DIFF	TIME OF DAY
1 -	OUTLAP	23.267	105.3	16.384	100.3				09:46:04.866
2 -	19.411	22.781	105.8	16.397	100.4	58.589	77.84	2.723	09:47:03.455
3 -	18.939	22.516	104.6	16.463	101.3	57.918	78.75	2.052	09:48:01.373
4 -	19.056	22.489	105.3	16.834	100.4	58.379	78.12	2.513	09:48:59.752
5 -	19.458	22.283	105.8	16.111	101.5	57.852	78.84	1.986	09:49:57.604
6 -	18.612	22.069	105.8	16.158	100.9	56.839	80.24	0.973	09:50:54.443
7 -	18.653	21.819	105.3	16.270	100.9	56.742	80.38	0.876	09:51:51.185
8 -	18.636	22.227	105.6	15.944	101.9	56.807	80.29	0.941	09:52:47.992
9 -	18.622	21.876	106.0	16.137	101.5	56.635	80.53	0.769	09:53:44.627
10 -	18.698	21.994	105.1	16.066	100.9	56.758	80.36	0.892	09:54:41.385
11 -	18.601	21.997	104.8	16.288	100.1	56.886	80.17	1.020	09:55:38.271
12 -	18.815	22.320	103.2	16.129	100.3	57.264	79.65	1.398	09:56:35.535
13 -	18.515	21.885	104.0	16.188	100.0	56.588	80.60	0.722	09:57:32.123
14 -	18.647	22.533	102.9	16.457	99.5	57.637	D 79.13	1.771	09:58:29.760
15 -	19.368	22.842	102.7	20.859	35.7	1:03.069	72.31	7.203	09:59:32.829
16 -	OUTLAP	22.981	102.2	16.524	100.1	1:50.470	41.28	54.604	10:01:23.299
17 -	18.675	22.146	104.8	16.190	100.7	57.011	80.00	1.145	10:02:20.310
18 -	18.510	21.978	105.8	15.894	100.1	56.382	80.89	0.516	10:03:16.692
19 -	19.078	22.259	105.5	16.151	101.0	57.488	79.34	1.622	10:04:14.180
20 -	18.595	23.239	106.1	16.276	99.7	58.110	78.49	2.244	10:05:12.290
21 -	19.219	22.069	105.6	16.103	100.4	57.391	79.47	1.525	10:06:09.681
22 -	18.423	21.743	106.5	16.506	98.9	56.672	80.48	0.806	10:07:06.353
23 -	18.573	21.680	106.1	15.852	100.6	56.105 (2)	81.29	0.239	10:08:02.458
24 -	18.682	21.763	105.5	15.853	99.1	56.298	81.01	0.432	10:08:58.756
25 -	18.494	21.601	105.5	16.386	99.5	56.481	80.75	0.615	10:09:55.237
26 -	18.476	21.629	105.8	16.037	98.9	56.142 (3)	81.24	0.276	10:10:51.379
27 -	18.451	21.689	106.1	15.726	100.0	55.866 (1)	81.64		10:11:47.245
28 -	18.544	21.939	103.4	16.361	96.6	56.844	80.23	0.978	10:12:44.089

MCRCB BULLETIN TK095

2019 Bennetts British Superbike Championship - Round 5

2019 HEL Performance British Motostar Championship

QUALIFYING - SECTOR ANALYSIS



SECTOR 1 = FL to I1, SECTOR 2 = I1 to I2, SECTOR 3 = I2 to FL, DIFF = Difference To Personal Best Lap, P = Crossed Finish Line in Pit Lane, D = Time Disallowed

P21 41 S		Kyal TINKER				Honda - Microlise Cresswell Racing			
IDEAL LAP TIME : 55.897		BEST LAP TIME : 55.976		DIFFERENCE : 0.079					
LAP	SECTOR 1	SECTOR 2	SECTOR 3	LAP TIME	MPH	DIFF	TIME OF DAY		
1 -	OUTLAP	24.602	103.8	17.199	100.6		09:46:08.360		
2 -	19.140	22.590	105.6	16.067	101.3	57.797	78.91	1.821	09:47:06.157
3 -	18.580	22.288	105.0	16.260	101.8	57.128	79.84	1.152	09:48:03.285
4 -	18.505	22.233	106.0	15.988	102.4	56.726	80.40	0.750	09:49:00.011
5 -	19.026	22.120	105.1	15.908	101.9	57.054	79.94	1.078	09:49:57.065
6 -	18.312	22.002	106.1	16.040	101.0	56.354 (2)	80.93	0.378	09:50:53.419
7 -	18.500	21.986	105.0	16.061	100.9	56.547	80.66	0.571	09:51:49.966
8 -	18.562	22.400	105.0	16.057	101.8	57.019	79.99	1.043	09:52:46.985
9 -	18.270	22.462	104.6	15.988	101.0	56.720	80.41	0.744	09:53:43.705
10 -	18.439	22.129	104.6	16.074	100.9	56.642	80.52	0.666	09:54:40.347
11 -	18.544	22.431	103.7	20.295	31.1	1:01.270	74.44	5.294	09:55:41.617
12 -	OUTLAP	23.388	102.1	16.344	99.8	5:41.225	13.36	4:45.249	10:01:22.842
13 -	18.534	22.218	103.8	16.005	100.3	56.757	80.36	0.781	10:02:19.599
14 -	18.678	22.352	104.6	16.205	101.9	57.235	79.69	1.259	10:03:16.834
15 -	18.665	22.221	104.2	15.959	100.7	56.845	80.23	0.869	10:04:13.679
16 -	18.804	23.172	106.3	16.109	100.7	58.085	78.52	2.109	10:05:11.764
17 -	19.228	21.936	105.5	15.896	101.3	57.060	79.93	1.084	10:06:08.824
18 -	18.507	22.002	106.0	15.804	99.4	56.343 D	80.99	0.337	10:07:05.137
19 -	18.284	22.001	105.5	15.691	100.3	55.976 (1)	81.48		10:08:01.113
20 -	18.573	22.170	104.5	15.832	100.1	56.575	80.62	0.599	10:08:57.688
21 -	18.445	22.121	104.6	15.982	100.0	56.548	80.65	0.572	10:09:54.236
22 -	18.500	22.003	104.3	15.887	99.4	56.390 (3)	80.88	0.414	10:10:50.626
23 -	18.664	22.086	104.6	15.995	101.6	56.745	80.37	0.769	10:11:47.371
24 -	18.721	22.136	105.0	15.996	101.3	56.853	80.22	0.877	10:12:44.224

P22 66 S		Annabel THOMAS				Honda - Four Anjels Racing			
IDEAL LAP TIME : 55.887		BEST LAP TIME : 56.151		DIFFERENCE : 0.264					
LAP	SECTOR 1	SECTOR 2	SECTOR 3	LAP TIME	MPH	DIFF	TIME OF DAY		
1 -	OUTLAP	24.082	104.5	17.269	98.6		09:46:09.317		
2 -	19.187	22.692	104.5	16.390	98.3	58.269	78.27	2.118	09:47:07.586
3 -	18.978	22.358	105.0	16.712	99.2	58.048	78.57	1.897	09:48:05.634
4 -	18.787	22.313	104.2	16.588	99.8	57.688	79.06	1.537	09:49:03.322
5 -	18.635	22.181	105.0	16.259	99.5	57.075	79.91	0.924	09:50:00.397
6 -	18.628	22.059	104.3	16.321	99.5	57.008	80.00	0.857	09:50:57.405
7 -	18.564	21.970	104.3	16.027	100.0	56.561	80.64	0.410	09:51:53.966
8 -	18.523	21.762	104.3	16.257	100.0	56.542	80.66	0.391	09:52:50.508
9 -	18.582	21.846	104.6	16.072	99.8	56.500	80.72	0.349	09:53:47.008
10 -	18.548	22.100	104.5	16.024	99.7	56.672	80.48	0.521	09:54:43.680
11 -	18.570	21.847	105.5	16.034	99.5	56.451	80.79	0.300	09:55:40.131
12 -	18.802	23.247	98.8	23.587	27.6	1:05.636	69.49	9.485	09:56:45.767
13 -	OUTLAP	24.430	102.9	17.020	99.2	8:26.897	8.99	7:30.746	10:05:12.664
14 -	19.676	22.613	103.8	16.437	98.3	58.726	77.66	2.575	10:06:11.390
15 -	18.810	22.178	105.0	16.485	97.9	57.473	79.36	1.322	10:07:08.863
16 -	18.778	22.259	103.7	16.059	97.1	57.096	79.88	0.945	10:08:05.959
17 -	18.771	22.790	104.6	15.913	98.9	57.474	79.35	1.323	10:09:03.433
18 -	18.592	21.754	104.0	16.085	98.5	56.431 (3)	80.82	0.280	10:09:59.864
19 -	18.792	22.345	103.5	16.708	98.5	57.845	78.85	1.694	10:10:57.709
20 -	18.563	21.679	104.8	15.909	98.9	56.151 (1)	81.22		10:11:53.860
21 -	18.480	22.078	104.2	15.728	98.9	56.286 (2)	81.03	0.135	10:12:50.146

Weather / Track : Cloudy / Dry

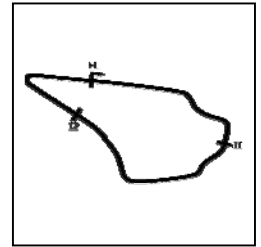
Knockhill
Circuit Length = 1.2669 miles
Start: 09:45 Flag 00:00 End: 10:13

MCRCB BULLETIN TK095

2019 Bennetts British Superbike Championship - Round 5

2019 HEL Performance British Motostar Championship

QUALIFYING - SECTOR ANALYSIS



SECTOR 1 = FL to I1, SECTOR 2 = I1 to I2, SECTOR 3 = I2 to FL, DIFF = Difference To Personal Best Lap, P = Crossed Finish Line in Pit Lane, D = Time Disallowed

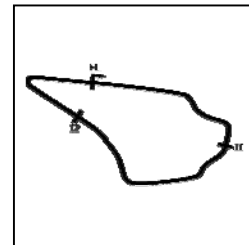
P23 56		Bradley WILSON				Honda - B.Wilson Racing			
IDEAL LAP TIME : 56.228		BEST LAP TIME : 56.300		DIFFERENCE : 0.072					
LAP	SECTOR 1	SECTOR 2		SECTOR 3		LAP TIME	MPH	DIFF	TIME OF DAY
1 -	OUTLAP	23.961	107.3	17.112	101.5				09:46:09.564
2 -	19.308	22.744	108.7	16.495	102.6	58.547	77.90	2.247	09:47:08.111
3 -	19.011	22.662	108.5	18.334	100.1	1:00.007	76.00	3.707	09:48:08.118
4 -	18.887	22.685	108.9	16.486	102.4	58.058	78.56	1.758	09:49:06.176
5 -	18.871	22.404	108.5	16.333	102.7	57.608	79.17	1.308	09:50:03.784
6 -	18.602	22.352	108.9	16.524	101.8	57.478	79.35	1.178	09:51:01.262
7 -	18.816	22.384	108.5	16.578	103.4	57.778	78.94	1.478	09:51:59.040
8 -	18.900	22.211	108.9	16.894	100.9	58.005	78.63	1.705	09:52:57.045
9 -	18.857	22.778	106.8	17.023	101.8	58.658	77.75	2.358	09:53:55.703
10 -	18.724	22.327	108.4	16.705	101.9	57.756	78.97	1.456	09:54:53.459
11 -	18.749	22.266	108.2	16.267	102.4	57.282	79.62	0.982	09:55:50.741
12 -	19.338	22.369	108.2	16.068	101.8	57.775	78.94	1.475	09:56:48.516
13 -	18.521	22.039	108.2	15.890	101.6	56.450 (2)	80.79	0.150	09:57:44.966
14 -	18.680	22.308	108.0	16.092	101.9	57.080	79.90	0.780	09:58:42.046
15 -	18.500	22.271	108.5	16.034	101.3	56.805	80.29	0.505	09:59:38.851
16 -	19.121	22.176	107.7	23.529	35.2	1:04.826	70.35	8.526	10:00:43.677
17 -	OUTLAP	22.859	107.0	16.379	100.3	3:05.110	24.64	2:08.810	10:03:48.787
18 -	18.933	22.345	107.3	16.895	100.4	58.173	78.40	1.873	10:04:46.960
19 -	18.980	22.627	109.1	16.159	101.2	57.766	78.95	1.466	10:05:44.726
20 -	18.614	22.145	108.4	17.128	97.1	57.887	78.79	1.587	10:06:42.613
21 -	18.553	22.171	108.5	16.136	100.9	56.860	80.21	0.560	10:07:39.473
22 -	18.317	22.111	108.2	15.872	101.3	56.300 (1)	81.01		10:08:35.773
23 -	18.469	22.408	109.1	15.948	101.0	56.825	80.26	0.525	10:09:32.598
24 -	19.421	22.646	107.7	16.273	101.2	58.340	78.18	2.040	10:10:30.938
25 -	18.781	22.335	108.0	16.096	101.3	57.212	79.72	0.912	10:11:28.150
26 -	18.486	22.152	108.0	15.927	101.0	56.565 (3)	80.63	0.265	10:12:24.715

P24 35 S		Jeremy KNIGHT				Honda - Jeremy Knight Racing / SP125			
IDEAL LAP TIME : 56.141		BEST LAP TIME : 56.538		DIFFERENCE : 0.397					
LAP	SECTOR 1	SECTOR 2		SECTOR 3		LAP TIME	MPH	DIFF	TIME OF DAY
1 -	OUTLAP	23.997	103.5	16.679	97.8				09:46:06.371
2 -	19.240	22.794	98.3	16.395	97.8	58.429	78.06	1.891	09:47:04.800
3 -	18.751	22.383	103.2	16.106	99.4	57.240	79.68	0.702	09:48:02.040
4 -	18.612	22.199	105.0	16.211	98.5	57.022	79.98	0.484	09:48:59.062
5 -	18.482	22.374	100.7	25.013	27.9	1:05.869	69.24	9.331	09:50:04.931
6 -	OUTLAP	22.689	100.0	16.168	97.6	2:02.457	37.24	1:05.919	09:52:07.388
7 -	18.773	22.547	101.2	16.086	97.8	57.406	79.45	0.868	09:53:04.794
8 -	18.804	22.515	102.7	16.217	95.7	57.536	79.27	0.998	09:54:02.330
9 -	18.655	22.486	102.4	16.163	97.9	57.304	79.59	0.766	09:54:59.634
10 -	19.017	39.091	101.9	21.519	29.2	1:19.627	57.28	23.089	09:56:19.261
11 -	OUTLAP	22.276	103.2	16.346	96.8	2:25.324	31.38	1:28.786	09:58:44.585
12 -	18.855	22.224	103.2	16.456	95.8	57.535 D	79.27	0.997	09:59:42.120
13 -	18.631	22.107	102.9	16.094	98.2	56.832	80.25	0.294	10:00:38.952
14 -	18.523	22.546	101.9	16.097	98.6	57.166	79.78	0.628	10:01:36.118
15 -	18.770	22.612	104.6	16.182	97.9	57.564	79.23	1.026	10:02:33.682
16 -	18.604	22.001	103.2	15.951	98.1	56.556 (2)	80.64	0.018	10:03:30.238
17 -	18.426	21.773	104.3	16.339	98.8	56.538 (1)	80.67		10:04:26.776
18 -	18.417	21.857	104.0	16.103	97.3	56.377 D	80.90		10:05:23.153
19 -	18.575	21.796	104.0	16.571	95.1	56.942	80.10	0.404	10:06:20.095
20 -	18.566	22.022	103.5	16.083	96.9	56.671 (3)	80.48	0.133	10:07:16.766
21 -	18.743	22.149	102.7	23.455	26.2	1:04.347	70.88	7.809	10:08:21.113
22 -	OUTLAP	21.955	103.0	16.099	96.6	2:40.432	28.43	1:43.894	10:11:01.545
23 -	18.728	22.172	102.4	15.959	96.8	56.859 D	80.21	0.321	10:11:58.404
24 -	18.659	21.812	104.0	24.246	26.1	1:04.717	70.47	8.179	10:13:03.121

Weather / Track : Cloudy / Dry

Knockhill
Circuit Length = 1.2669 miles
Start: 09:45 Flag 00:00 End: 10:13

QUALIFYING - SECTOR ANALYSIS



SECTOR 1 = FL to I1, SECTOR 2 = I1 to I2, SECTOR 3 = I2 to FL, DIFF = Difference To Personal Best Lap, P = Crossed Finish Line in Pit Lane, D = Time Disallowed

P25 27 S		Calum BEACH				Honda - Calum Beach Racing/SP 125			
IDEAL LAP TIME : 56.454		BEST LAP TIME : 56.630		DIFFERENCE : 0.176					
LAP	SECTOR 1	SECTOR 2	SECTOR 3	LAP TIME	MPH	DIFF	TIME OF DAY		
1 -	OUTLAP	24.683	103.5	17.120	98.6		09:46:08.685		
2 -	19.375	23.329	102.9	16.416	99.8	59.120	77.15	2.490	09:47:07.805
3 -	19.045	22.922	103.2	16.565	98.9	58.532	77.92	1.902	09:48:06.337
4 -	19.236	22.823	103.2	16.165	100.1	58.224	78.33	1.594	09:49:04.561
5 -	18.946	22.881	103.7	16.035	100.0	57.862	78.82	1.232	09:50:02.423
6 -	19.211	22.842	102.4	16.212	99.2	58.265	78.28	1.635	09:51:00.688
7 -	19.130	22.612	102.6	16.340	99.2	58.082	78.52	1.452	09:51:58.770
8 -	18.806	22.426	103.8	16.020	99.8	57.252	79.66	0.622	09:52:56.022
9 -	18.695	22.488	102.1	16.052	98.3	57.235	79.69	0.605	09:53:53.257
10 -	18.843	22.467	103.0	16.044	98.3	57.354	79.52	0.724	09:54:50.611
11 -	18.830	22.455	103.0	15.984	100.0	57.269	79.64	0.639	09:55:47.880
12 -	18.661	22.575	102.9	16.043	97.5	57.279	79.62	0.649	09:56:45.159
13 -	18.899	22.534	103.2	16.110	98.2	57.543	79.26	0.913	09:57:42.702
14 -	18.700	22.559	102.7	16.125	99.2	57.384	79.48	0.754	09:58:40.086
15 -	18.713	22.660	101.5	16.526	97.2	57.899	78.77	1.269	09:59:37.985
16 -	19.338	22.616	104.6	16.915	97.2	58.869	77.47	2.239	10:00:36.854
17 -	19.095	22.941	102.2	16.555	96.5	58.591	77.84	1.961	10:01:35.445
18 -	19.248	22.729	103.4	16.649	97.8	58.626	77.80	1.996	10:02:34.071
19 -	18.734	22.358	101.6	15.908	100.0	57.000	80.01	0.370	10:03:31.071
20 -	18.773	22.269	102.7	19.981	33.1	1:01.023	74.74	4.393	10:04:32.094
21 -	OUTLAP	22.696	103.5	16.205	97.9	2:40.108	28.48	1:43.478	10:07:12.202
22 -	18.828	22.333	104.5	15.816	99.5	56.977 (3)	80.05	0.347	10:08:09.179
23 -	18.764	22.264	103.7	16.247	95.3	57.275	79.63	0.645	10:09:06.454
24 -	19.135	22.284	104.2	15.906	99.8	57.325	79.56	0.695	10:10:03.779
25 -	18.629	22.024	104.0	15.977	96.5	56.630 (1)	80.54		10:11:00.409
26 -	18.614	22.316	104.2	15.927	98.6	56.857 (2)	80.22	0.227	10:11:57.266

MCRCB BULLETIN TK096**2019 Bennetts British Superbike Championship - Round 5****2019 HEL Performance British Motostar Championship****QUALIFYING - BEST SECTORS**

SECTOR 1			SECTOR 2			SECTOR 3			IDEAL / BEST COMPARISON						
POS	NO	NAME	TIME	NO	NAME	TIME	NO	NAME	TIME	POS	NO	NAME	IDEAL	BEST	DIFF
													PERFECT LAP	51.641	
1	96	PAASCH	16.969	45	SWANN	20.092	96	PAASCH	14.580	1	96	PAASCH	51.790	51.963	0.173
2	70	WHATLEY	17.013	96	PAASCH	20.241	1	RODRIGUEZ	14.609	2	45	SWANN	51.849	51.965	0.116
3	1	RODRIGUEZ	17.044	11	JONES	20.296	11	JONES	14.621	3	1	RODRIGUEZ	51.951	52.058	0.107
4	11	JONES	17.080	1	RODRIGUEZ	20.298	45	SWANN	14.675	4	11	JONES	51.997	52.138	0.141
5	45	SWANN	17.082	14	NIXON	20.392	70	WHATLEY	14.759	5	70	WHATLEY	52.403	52.889	0.486
6	14	NIXON	17.230	64	DURHAM	20.543	14	NIXON	14.818	6	14	NIXON	52.440	52.642	0.202
7	64	DURHAM	17.325	70	WHATLEY	20.631	88	LEIGH	14.922	7	99	DAVIS	52.996	53.035	0.039
8	99	DAVIS	17.351	7	BEST	20.641	99	DAVIS	14.973	8	64	DURHAM	53.089	53.255	0.166
9	7	BEST	17.383	99	DAVIS	20.672	7	BEST	15.072	9	7	BEST	53.096	53.245	0.149
10	19	OGDEN	17.553	16	CLARIDGE	20.942	16	CLARIDGE	15.183	10	16	CLARIDGE	53.703	53.927	0.224
11	16	CLARIDGE	17.578	71	FARRER	20.942	72	HORSMAN	15.195	11	19	OGDEN	53.746	53.844	0.098
12	88	LEIGH	17.700	19	OGDEN	20.971	64	DURHAM	15.221	12	88	LEIGH	53.752	53.914	0.162
13	72	HORSMAN	17.710	72	HORSMAN	21.111	19	OGDEN	15.222	13	72	HORSMAN	54.016	54.162	0.146
14	54	BURMAN	17.749	54	BURMAN	21.120	71	FARRER	15.306	14	71	FARRER	54.081	54.194	0.113
15	71	FARRER	17.833	88	LEIGH	21.130	54	BURMAN	15.369	15	54	BURMAN	54.238	54.280	0.042
16	57	HIATT	17.902	57	HIATT	21.218	57	HIATT	15.402	16	57	HIATT	54.522	54.744	0.222
17	17	BOURNE	17.938	17	BOURNE	21.323	17	BOURNE	15.461	17	17	BOURNE	54.722	54.759	0.037
18	37	TINKER	18.014	37	TINKER	21.373	37	TINKER	15.465	18	37	TINKER	54.852	55.225	0.373
19	22	MAGUIRE	18.120	77	LYONS	21.601	22	MAGUIRE	15.604	19	22	MAGUIRE	55.381	55.482	0.101
20	41	TINKER	18.270	22	MAGUIRE	21.657	41	TINKER	15.691	20	77	LYONS	55.750	55.866	0.116
21	56	WILSON	18.317	66	THOMAS	21.679	77	LYONS	15.726	21	66	THOMAS	55.887	56.151	0.264
22	35	KNIGHT	18.417	35	KNIGHT	21.773	66	THOMAS	15.728	22	41	TINKER	55.897	55.976	0.079
23	77	LYONS	18.423	41	TINKER	21.936	27	BEACH	15.816	23	35	KNIGHT	56.141	56.538	0.397
24	66	THOMAS	18.480	27	BEACH	22.024	56	WILSON	15.872	24	56	WILSON	56.228	56.300	0.072
25	27	BEACH	18.614	56	WILSON	22.039	35	KNIGHT	15.951	25	27	BEACH	56.454	56.630	0.176

Weather / Track : Cloudy / Dry

Knockhill

Circuit Length = 1.2669 miles

Start: 09:45 Flag 00:00 End: 10:13

Results can be found at www.tsl-timing.com

Printed - 10:16 Saturday, 29 June 2019

MCRCB BULLETIN TK097**2019 Bennetts British Superbike Championship - Round 5****2019 HEL Performance British Motostar Championship****QUALIFYING - BEST SPEEDS**

POS	INTERMEDIATE 1		INTERMEDIATE 2		FINISH LINE			
	NO	NAME	MPH	NO	NAME	MPH	NO	NAME
1			11	JONES	117.3	1	RODRIGUEZ	111.4
2			70	WHATLEY	117.1	70	WHATLEY	111.1
3			1	RODRIGUEZ	116.1	88	LEIGH	111.1
4			64	DURHAM	116.1	11	JONES	110.9
5			45	SWANN	115.9	14	NIXON	110.3
6			14	NIXON	115.9	64	DURHAM	109.8
7			96	PAASCH	115.7	96	PAASCH	109.1
8			88	LEIGH	115.7	45	SWANN	109.1
9			99	DAVIS	115.3	54	BURMAN	108.9
10			54	BURMAN	113.9	99	DAVIS	108.0
11			7	BEST	113.3	7	BEST	106.8
12			16	CLARIDGE	109.8	37	TINKER	104.6
13			71	FARRER	109.6	71	FARRER	103.8
14			72	HORSMAN	109.2	56	WILSON	103.4
15			56	WILSON	109.1	16	CLARIDGE	103.2
16			19	OGDEN	108.9	19	OGDEN	102.7
17			37	TINKER	107.8	72	HORSMAN	102.6
18			57	HIATT	107.0	57	HIATT	102.6
19			17	BOURNE	106.5	41	TINKER	102.4
20			77	LYONS	106.5	77	LYONS	101.9
21			41	TINKER	106.3	17	BOURNE	100.6
22			66	THOMAS	105.5	22	MAGUIRE	100.4
23			35	KNIGHT	105.0	27	BEACH	100.1
24			27	BEACH	104.6	66	THOMAS	100.0
25			22	MAGUIRE	104.0	35	KNIGHT	99.4

Weather / Track : Cloudy / Dry

Results can be found at www.tsl-timing.com

Knockhill

Circuit Length = 1.2669 miles

Start: 09:45 Flag 00:00 End: 10:13

Printed - 10:16 Saturday, 29 June 2019

MCRCB BULLETIN TK098

2019 Bennetts British Superbike Championship - Round 5

2019 HEL Performance British Motostar Championship

QUALIFYING - STATISTICS

Competitors Started 25
Planned Start 2019-06-29 @ 09:45:00.000
Actual Start 2019-06-29 @ 09:45:01.727
Finish Time
Track Length 1.2669mi.
Total Laps 614
Total Distance Covered 777.9231mi.

Session Fastest Lap History

NO	CL	NAME	LAP TIME	TIME OF DAY	LAP	VEHICLE
96		Brandon PAASCH	52.980	09:46:50.423	2	KTM
96		Brandon PAASCH	52.710	09:47:43.134	3	KTM
96		Brandon PAASCH	52.388	09:49:28.350	5	KTM
11		Dan JONES	52.243	09:52:33.372	7	KTM
11		Dan JONES	52.184	09:53:25.556	8	KTM
1		Victor RODRIGUEZ	52.058	09:54:31.272	10	DR Moto
96		Brandon PAASCH	51.963	10:03:02.700	18	KTM

Flag History

TYPE	TIME OF DAY
GREEN	09:45:01.727
RED	10:13:16.958

Flag Statistics

TYPE	COUNT	TOTAL LAPS	TOTAL TIME
Green	1	30	28:15.230
Red	1	0	26.709
Safety Car	0	0	0.000
FCY	0	0	0.000

Weather / Track : Cloudy / Dry

These results are provisional until the conclusion of any judicial and technical matters.

Knockhill

Circuit Length = 1.2669 miles

Start: 09:45 Flag 00:00 End: 10:13

Race Director :	Stewards :	Timekeeper :
-----------------	------------	--------------

MCRCB BULLETIN TK098

2019 Bennetts British Superbike Championship - Round 5

2019 HEL Performance British Motostar Championship

QUALIFYING - STATISTICS

CLASS :

12 Starters

Fastest Lap History

NO	NAME	LAP TIME	TIME OF DAY	LAP	VEHICLE
96	Brandon PAASCH	52.980	09:46:50.423	2	KTM
96	Brandon PAASCH	52.710	09:47:43.134	3	KTM
96	Brandon PAASCH	52.388	09:49:28.350	5	KTM
11	Dan JONES	52.243	09:52:33.372	7	KTM
11	Dan JONES	52.184	09:53:25.556	8	KTM
1	Victor RODRIGUEZ	52.058	09:54:31.272	10	DR Moto
96	Brandon PAASCH	51.963	10:03:02.700	18	KTM

Weather / Track : Cloudy / Dry

These results are provisional until the conclusion of any judicial and technical matters.

Knockhill

Circuit Length = 1.2669 miles

Start: 09:45 Flag 00:00 End: 10:13

Race Director :

Stewards :

Timekeeper :

MCRCB BULLETIN TK098

2019 Bennetts British Superbike Championship - Round 5

2019 HEL Performance British Motostar Championship

QUALIFYING - STATISTICS

CLASS : S

13 Starters

Fastest Lap History

NO	NAME	LAP TIME	TIME OF DAY	LAP	VEHICLE
72	Cameron HORSMAN	55.720	09:46:57.964	2	Honda
72	Cameron HORSMAN	55.204	09:47:53.168	3	Honda
16	Harvey CLARIDGE	55.066	09:47:54.235	3	Honda
72	Cameron HORSMAN	54.735	09:48:47.903	4	Honda
72	Cameron HORSMAN	54.336	09:49:42.239	5	Honda
16	Harvey CLARIDGE	54.280	09:49:43.387	5	Honda
16	Harvey CLARIDGE	54.129	09:50:37.515	6	Honda
19	Scott OGDEN	54.090	09:57:57.897	14	Honda
19	Scott OGDEN	53.844	09:58:51.742	15	Honda

Weather / Track : Cloudy / Dry

These results are provisional until the conclusion of any judicial and technical matters.

Knockhill

Circuit Length = 1.2669 miles

Start: 09:45 Flag 00:00 End: 10:13

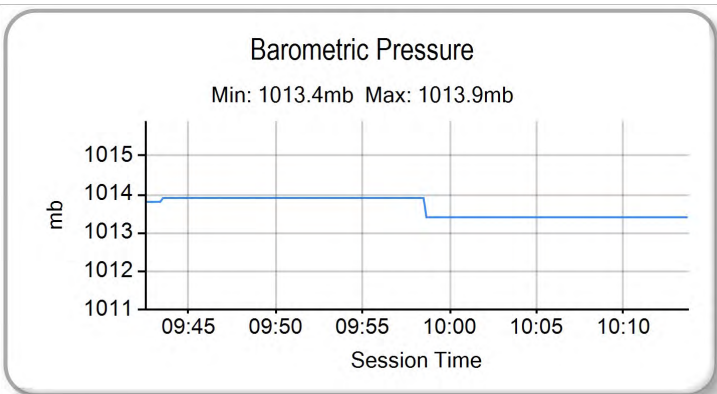
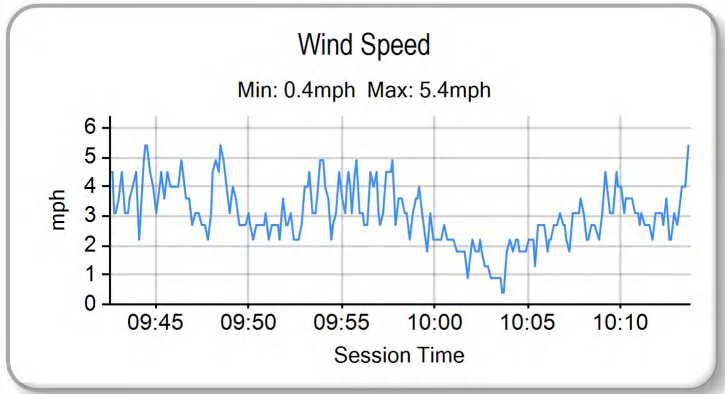
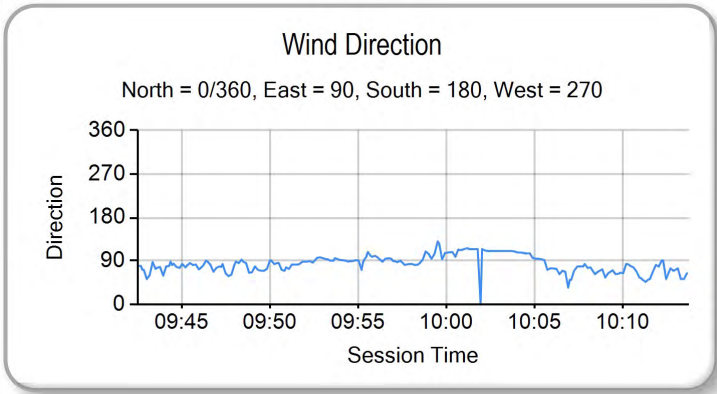
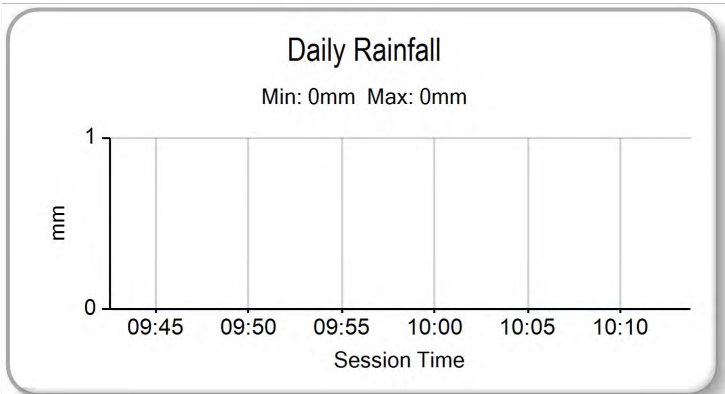
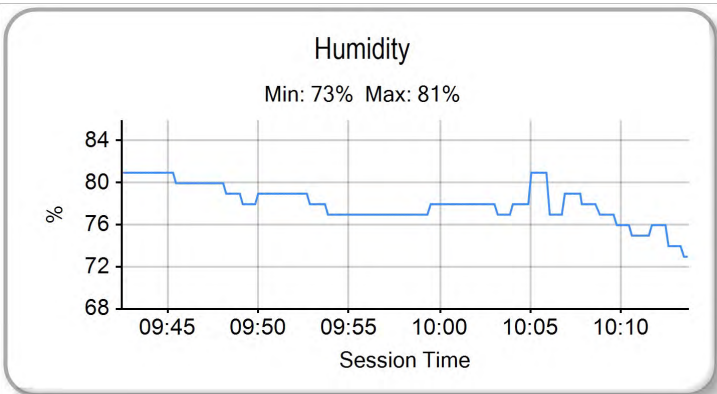
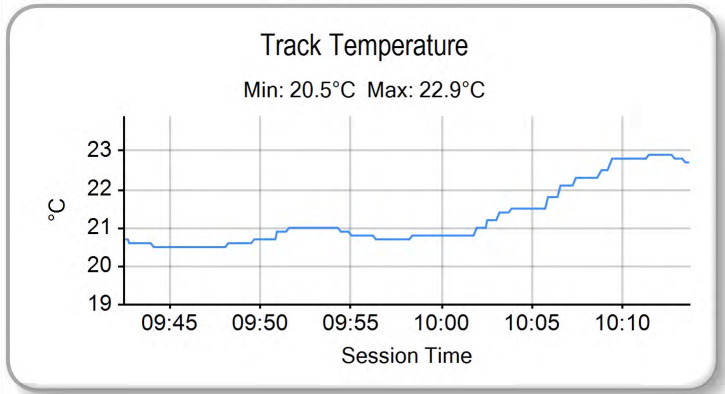
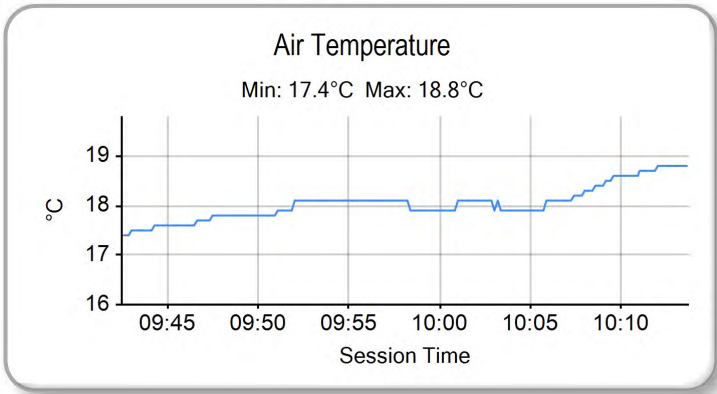
Race Director :	Stewards :	Timekeeper :
-----------------	------------	--------------

MCRCB BULLETIN TK099

2019 Bennetts British Superbike Championship - Round 5

2019 HEL Performance British Motostar Championship

QUALIFYING - WEATHER CONDITIONS



Weather / Track : Cloudy / Dry

Results can be found at www.tsl-timing.com

Knockhill
Circuit Length = 1.2669 miles
Start: 09:45 Flag 00:00 End: 10:13

Printed - 10:18 Saturday, 29 June 2019



ROW 8	24	35	Jeremy KNIGHT	56.538	23	56	Bradley WILSON	56.300	22	66	Annabel THOMAS	56.151		
ROW 7		21	41	Kyal TINKER	55.976	20	77	Jamie LYONS	55.866	19	22	Ross MAGUIRE	55.482	
ROW 6		18	37	Corey TINKER	55.225	17	17	Franco BOURNE	54.759	16	57	Josh HIATT	54.744	
ROW 5			15	54	Sam BURMAN	54.280	14	71	Charlie FARRER	54.194	13	72	Cameron HORSMAN	54.162
ROW 4		12	16	Harvey CLARIDGE	53.927	11	88	Harry LEIGH	53.914	10	19	Scott OGDEN	53.844	
ROW 3			9	64	Asher DURHAM	53.255	8	7	Edmund BEST	53.245	7	99	Jamie DAVIS	53.035
ROW 2		6	70	Joshua WHATLEY	52.889	5	14	Jack NIXON	52.642	4	11	Dan JONES	52.138	
ROW 1			3	1	Victor RODRIGUEZ	52.058	2	45	Scott SWANN	51.965	1	96	Brandon PAASCH	51.963
													Pole	

Knockhill
Circuit Length = 1.2669 miles

These results are provisional until the conclusion of any judicial and technical matters.

Race Director :	Stewards :	Timekeeper :
-----------------	------------	--------------

Results can be found at www.britishsuperbike.com

Printed - 10:21 Saturday, 29 June 2019





POS	NO	CL	PIC NAME	NAT	ENTRY	LAPS	TIME	GAP	DIFF	MPH	BEST	ON
1	1		1 Victor RODRIGUEZ	ESP	DR Moto - GA Competition	18	15:45.984			86.78	51.973	17
2	96		2 Brandon PAASCH	USA	KTM - FPW Racing	18	15:46.701	0.717	0.717	86.72	52.000	16
3	45		3 Scott SWANN	GBR	IFS KTM - IFS Team Swann Racing	18	15:47.657	1.673	0.956	86.63	51.998	16
4	70		4 Joshua WHATLEY	GBR	KTM - KRP	18	16:01.436	15.452	13.779	85.39	52.733	3
5	64		5 Asher DURHAM	GBR	Mahindra - Microlise Cresswell Racing	18	16:09.144	23.160	7.708	84.71	53.195	17
6	7		6 Edmund BEST	GBR	KTM - SymCirrus Motorsport	18	16:09.998	24.014	0.854	84.63	53.344	17
7	99		7 Jamie DAVIS	GBR	KTM - FPW Racing	18	16:10.263	24.279	0.265	84.61	53.304	10
8	88		8 Harry LEIGH	GBR	KTM - SymCirrus Motorsport	18	16:21.564	35.580	11.301	83.64	53.910	14
9	72	S	1 Cameron HORSMAN	GBR	Honda - Nova Racing/SP 125	18	16:26.509	40.525	4.945	83.22	54.059	13
10	19	S	2 Scott OGDEN	GBR	Honda - Premium Motorhomes Scott Ogden Racing	18	16:26.616	40.632	0.107	83.21	54.209	12
11	16	S	3 Harvey CLARIDGE	GBR	Honda - Nova Racing/SP 125	18	16:26.804	40.820	0.188	83.19	54.123	13
12	17	S	4 Franco BOURNE	GBR	Honda - Franco Bourne / SP125	18	16:43.265	57.281	16.461	81.83	55.133	3
13	54		9 Sam BURMAN	GBR	KTM - TeamWNT Burman Racing	18	16:51.429	1:05.445	8.164	81.17	54.999	11
14	57	S	5 Josh HIATT	GBR	Honda - Sorrymate.com	17	15:49.363	1 Lap	1 Lap	81.67	55.039	4
15	37	S	6 Corey TINKER	GBR	Honda - Microlise Cresswell Racing	17	16:00.510	1 Lap	11.147	80.72	55.507	6
16	22	S	7 Ross MAGUIRE	GBR	Honda - Stiggy Motorsport	17	16:04.941	1 Lap	4.431	80.35	55.826	17
17	77	S	8 Jamie LYONS	GBR	Honda - C&M Motors Ltd Racing	17	16:05.296	1 Lap	0.355	80.32	55.581	17
18	66	S	9 Annabel THOMAS	GBR	Honda - Four Anjels Racing	17	16:11.301	1 Lap	6.005	79.82	56.091	14
19	41	S	10 Kyal TINKER	GBR	Honda - Microlise Cresswell Racing	17	16:12.155	1 Lap	0.854	79.75	56.249	10
20	56		10 Bradley WILSON	GBR	Honda - B.Wilson Racing	17	16:18.018	1 Lap	5.863	79.28	56.458	6

NOT CLASSIFIED

DNF	71	S	Charlie FARRER	GBR	Honda - Banks Racing/MotoEngineering	13	11:52.237	5 Laps	4 Laps	83.25	53.843	13
DNF	11		Dan JONES	GBR	KTM - City Lifting/RS Racing	11	9:40.662	7 Laps	2 Laps	86.40	52.214	11
DNF	35	S	Jeremy KNIGHT	GBR	Honda - Jeremy Knight Racing / SP125	7	6:43.312	11 Laps	4 Laps	79.16	56.121	4
DNF	14		Jack NIXON	GBR	KTM - Santander Salt	6	5:19.121	12 Laps	1 Lap	85.75	52.369	6

FASTEST LAP

	1		Victor RODRIGUEZ	ESP	DR Moto - GA Competition	17	51.973		87.75 mph		141.23 kph	
	71	S	Charlie FARRER	GBR	Honda - Banks Racing/MotoEngineering	13	53.843		84.71 mph		136.32 kph	

Weather / Track : Cloudy / Dry

These results are provisional until the conclusion of any judicial and technical matters.

Knockhill

Circuit Length = 1.2669 miles

Start: 15:25 Flag 15:41 End: 15:42

Race Director :	Stewards :	Timekeeper :
-----------------	------------	--------------

Results can be found at www.britishsuperbike.com

Printed - 15:43 Saturday, 29 June 2019

MCRCB BULLETIN TK160

2019 Bennetts British Superbike Championship - Round 5

2019 HEL Performance British Motostar Championship

RACE 4 - LAP CHART

LAP 1 @ 15:26:18.384

NO	BEHIND	LAP TIME
1		55.237
11	0.322	55.559
96	0.343	55.580
45	0.728	55.965
14	0.856	56.093
70	1.036	56.273
7	1.664	56.901
99	2.409	57.646
64	2.509	57.746
19	3.018	58.255
16	3.187	58.424
88	3.208	58.445
72	3.735	58.972
71	3.997	59.234
57	4.296	59.533
17	4.705	59.942
54	4.984	1:00.221
37	6.294	1:01.531
77	6.325	1:01.562
22	6.811	1:02.048
35	6.929	1:02.166
41	7.053	1:02.290
56	7.950	1:03.187
66	8.539	1:03.776

LAP 2 @ 15:27:11.050

NO	BEHIND	LAP TIME
1		52.666
96	0.163	52.486
11	0.291	52.635
45	1.005	52.943
14	1.118	52.928
70	1.413	53.043
7	2.493	53.495
64	3.773	53.930
99	3.981	54.238
88	4.964	54.422
19	5.925	55.573
72	6.098	55.029
16	6.171	55.650
71	6.290	54.959
57	6.914	55.284
17	7.219	55.180
54	7.442	55.124
37	9.586	55.958
22	10.458	56.313
77	10.554	56.895
41	11.005	56.618
35	11.059	56.796
56	12.377	57.093
66	13.351	57.478

LAP 3 @ 15:28:03.314

NO	BEHIND	LAP TIME
1		52.264
96	0.391	52.492
11	0.486	52.459
45	1.170	52.429
14	1.421	52.567
70	1.882	52.733
7	3.818	53.589

64	5.334	53.825
99	5.662	53.945
88	7.270	54.570
72	8.360	54.526
19	8.472	54.811
16	8.783	54.876
71	8.878	54.852
57	9.990	55.340
17	10.088	55.133
54	10.317	55.139
37	13.004	55.682
77	15.059	56.769
22	15.215	57.021
41	15.282	56.541
35	16.158	57.363
56	16.861	56.748
66	18.223	57.136

LAP 4 @ 15:28:55.753

NO	BEHIND	LAP TIME
1		52.439
11	0.300	52.253
96	0.561	52.609
45	1.334	52.603
14	1.521	52.539
70	2.286	52.843
7	5.059	53.680
64	6.667	53.772
99	6.842	53.619
88	9.181	54.350
19	10.565	54.532
72	10.865	54.944
16	11.067	54.723
71	11.308	54.869
57	12.590	55.039
17	13.042	55.393
54	13.346	55.468
37	16.384	55.819
77	19.273	56.653
22	19.474	56.698
41	19.636	56.793
35	19.840	56.121
56	21.198	56.776
66	22.888	57.104

LAP 5 @ 15:29:48.312

NO	BEHIND	LAP TIME
1		52.559
11	0.202	52.461
96	0.494	52.492
45	1.316	52.541
14	1.587	52.625
70	2.878	53.151
7	6.322	53.822
64	7.897	53.789
99	8.046	53.763
88	10.999	54.377
19	12.415	54.409
72	12.692	54.386
16	12.864	54.356
71	13.198	54.449
17	15.649	55.166
57	15.764	55.733
54	16.446	55.659

37	19.392	55.567
77	23.177	56.463
22	23.417	56.502
41	23.911	56.834
35	24.244	56.963
56	25.207	56.568
66	27.245	56.916

LAP 6 @ 15:30:40.927

NO	BEHIND	LAP TIME
1		52.615
11	0.134	52.547
96	0.463	52.584
45	1.135	52.434
14	1.341	52.369
70	3.164	52.901
7	7.487	53.780
64	9.113	53.831
99	9.282	53.851
88	12.904	54.520
19	14.239	54.439
72	14.487	54.410
16	14.692	54.443
71	14.893	54.310
17	18.249	55.215
57	19.504	56.355
54	19.554	55.723
37	22.284	55.507
77	27.710	57.148
22	27.736	56.934
41	27.950	56.654
35	28.264	56.635
56	29.050	56.458
66	31.226	56.596

LAP 7 @ 15:31:33.487

NO	BEHIND	LAP TIME
1		52.560
11	0.170	52.596
96	0.440	52.537
45	0.848	52.273
70	3.674	53.070
7	8.675	53.748
64	10.100	53.547
99	10.268	53.546
88	14.671	54.327
19	16.001	54.322
72	16.296	54.369
16	16.564	54.432
71	16.800	54.467
17	21.119	55.430
54	22.280	55.286
57	23.156	56.212
37	25.761	56.037
77	32.198	57.048
22	32.390	57.214
41	32.416	57.026
35	32.972	57.268
56	34.167	57.677
66	35.153	56.487

LAP 8 @ 15:32:26.043

NO	BEHIND	LAP TIME
1		52.556
96	0.181	52.297
11	0.243	52.629
45	0.581	52.289
70	4.403	53.285
7	9.835	53.716
64	11.214	53.670
99	11.406	53.694
88	16.625	54.510
19	17.756	54.311
72	18.023	54.283
16	18.274	54.266
71	18.456	54.212
17	23.793	55.230
54	25.254	55.530
57	26.138	55.538
37	29.224	56.019
77	36.469	56.827
22	36.605	56.771
41	37.478	57.618
56	38.913	57.302
66	39.557	56.960

LAP 9 @ 15:33:18.599

NO	BEHIND	LAP TIME
1		52.556
96	0.308	52.683
11	0.394	52.707
45	0.642	52.617
70	5.065	53.218
7	11.269	53.990
64	12.616	53.958
99	12.780	53.930
88	18.506	54.437
19	19.664	54.464
72	19.981	54.514
16	20.164	54.446
71	20.374	54.474
17	26.884	55.647
54	28.121	55.423
57	29.188	55.606
37	32.580	55.912
22	40.712	56.663
77	41.059	57.146
41	41.568	56.646
56	43.516	57.159
66	44.096	57.095

LAP 10 @ 15:34:11.154

NO	BEHIND	LAP TIME
1		52.555
96	0.253	52.500
11	0.441	52.602
45	0.505	52.418
70	5.508	52.998
7	12.509	53.795
99	13.529	53.304
64	13.744	53.683
88	20.492	54.541
19	21.359	54.250
72	21.627	54.201

16	21.769	54.160
71	21.931	54.112
17	29.774	55.445
54	30.769	55.203
57	31.818	55.185
37	35.741	55.716
22	44.404	56.247
77	44.711	56.207
41	45.262	56.249
66	48.517	56.976
56	48.688	57.727

LAP 11 @ 15:35:03.499

NO	BEHIND	LAP TIME
1		52.345
11	0.310	52.214
96	0.425	52.517
45	0.646	52.486
70	6.316	53.153
7	13.901	53.737
64	14.972	53.573
99	15.076	53.892
88	22.187	54.040
19	23.316	54.302
72	23.636	54.354
16	23.794	54.370
71	23.816	54.230
17	32.751	55.322
54	33.423	54.999
57	34.908	55.435
37	41.920	58.524
22	48.427	56.368
77	48.751	56.385
41	49.475	56.558

LAP 12 @ 15:35:55.887

NO	BEHIND	LAP TIME
1		52.388
66	1 Lap	56.520
96	0.695	52.658
45	0.860	52.602
56	1 Lap	57.821
70	7.296	53.368
7	15.383	53.870
64	16.074	53.490
99	16.236	53.548
88	24.161	54.362
19	25.137	54.209
71	25.654	54.226
72	25.815	54.567
16	25.983	54.577
17	35.755	55.392
54	36.055	55.020
57	38.224	55.704
37	46.099	56.567
22	52.203	56.164

LAP 13 @ 15:36:48.203

NO	BEHIND	LAP TIME
1		52.316
77	1 Lap	56.129
96	0.547	52.168
45	0.760	52.216

Knockhill

Circuit Length = 1.2669 miles

Start: 15:25 Flag 15:41 End: 15:42

Weather / Track : Cloudy / Dry

MCRCB BULLETIN TK160

2019 Bennetts British Superbike Championship - Round 5

2019 HEL Performance British Motostar Championship

RACE 4 - LAP CHART

41	1 Lap	57.110
66	1 Lap	56.367
56	1 Lap	56.945
70	8.344	53.364
7	16.554	53.487
64	17.113	53.355
99	17.385	53.465
88	25.881	54.036
19	27.062	54.241
71	27.181	53.843
72	27.558	54.059
16	27.790	54.123
17	38.891	55.452
54	39.178	55.439
57	41.254	55.346
37	50.219	56.436

LAP 14 @ 15:37:40.530

NO	BEHIND	LAP TIME
----	--------	----------

1		52.327
96	0.456	52.236
45	0.584	52.151
22	1 Lap	56.041
77	1 Lap	56.449
41	1 Lap	57.100
66	1 Lap	56.382
70	9.443	53.426
56	1 Lap	57.010
7	17.738	53.511
64	18.262	53.476
99	18.402	53.344
88	27.464	53.910
72	29.898	54.667
19	30.072	55.337
16	30.292	54.829
17	42.314	55.750
54	42.451	55.600
57	44.637	55.710

LAP 15 @ 15:38:33.102

NO	BEHIND	LAP TIME
----	--------	----------

1		52.572
96	0.401	52.517
45	0.588	52.576
37	1 Lap	57.252
22	1 Lap	55.994
77	1 Lap	55.960
70	10.949	54.078
41	1 Lap	56.972
66	1 Lap	56.091
56	1 Lap	57.365
7	18.689	53.523
64	19.099	53.409
99	19.257	53.427
88	29.376	54.484
72	32.274	54.948
19	32.432	54.932
16	32.543	54.823
17	45.147	55.405
54	45.239	55.360
57	47.794	55.729

LAP 16 @ 15:39:25.124

NO	BEHIND	LAP TIME
----	--------	----------

1		52.022
96	0.379	52.000
45	0.564	51.998
37	1 Lap	56.201
22	1 Lap	56.060
77	1 Lap	55.876
70	12.035	53.108
41	1 Lap	57.338
66	1 Lap	56.490
64	20.354	53.277
7	20.521	53.854
99	20.589	53.354
56	1 Lap	57.466
88	31.576	54.222
72	34.985	54.733
19	35.192	54.782
16	35.271	54.750
54	48.537	55.320
17	48.614	55.489
57	51.510	55.738

LAP 17 @ 15:40:17.097

NO	BEHIND	LAP TIME
----	--------	----------

1		51.973
96	0.537	52.131
45	0.985	52.394
37	1 Lap	55.654
70	13.872	53.810
22	1 Lap	56.077
77	1 Lap	56.198
66	1 Lap	56.720
41	1 Lap	56.872
64	21.576	53.195
7	21.892	53.344
99	22.060	53.444
56	1 Lap	57.079
88	33.652	54.049
72	37.926	54.914
19	37.954	54.735
16	38.134	54.836
17	51.903	55.262
54	52.000	55.436

LAP 18 @ 15:41:09.131

NO	BEHIND	LAP TIME
----	--------	----------

1		52.034
96	0.717	52.214
45	1.673	52.722
57	1 Lap	55.876
37	1 Lap	56.128
70	15.452	53.614
22	1 Lap	55.826
77	1 Lap	55.581
64	23.160	53.618
7	24.014	54.156
99	24.279	54.253
66	1 Lap	56.207
41	1 Lap	56.936
56	1 Lap	57.637
88	35.580	53.962
72	40.525	54.633

19	40.632	54.712
16	40.820	54.720
17	57.281	57.412
54	1:05.445	1:05.479

Weather / Track : Cloudy / Dry

Knockhill

Circuit Length = 1.2669 miles

Start: 15:25 Flag 15:41 End: 15:42

MCRCB BULLETIN TK161

2019 Bennetts British Superbike Championship - Round 5

2019 HEL Performance British Motostar Championship

RACE 4 - POSITION CHART

No	Name	Lap																		
		Pos	1	2	3	4	5	6	7	8	9	10	11	12	13	14	15	16	17	18
96	PAASCH	1	1	1	1	1	1	1	1	1	1	1	1	1	1	1	1	1	1	1
45	SWANN	2	11	96	96	11	11	11	11	96	96	96	11	96	96	96	96	96	96	96
1	RODRIGUEZ	3	96	11	11	96	96	96	96	11	11	11	96	45	45	45	45	45	45	45
11	JONES	4	45	45	45	45	45	45	45	45	45	45	70	70	70	70	70	70	70	70
14	NIXON	5	14	14	14	14	14	14	70	70	70	70	70	7	7	7	7	64	64	64
70	WHATLEY	6	70	70	70	70	70	70	7	7	7	7	7	64	64	64	64	7	7	7
99	DAVIS	7	7	7	7	7	7	7	64	64	64	99	64	99	99	99	99	99	99	99
7	BEST	8	99	64	64	64	64	64	99	99	99	64	99	88	88	88	88	88	88	88
64	DURHAM	9	64	99	99	99	99	99	88	88	88	88	88	19	19	72	72	72	72	72
19	OGDEN	10	19	88	88	88	88	88	19	19	19	19	19	71	71	19	19	19	19	19
88	LEIGH	11	16	19	72	19	19	19	72	72	72	72	72	72	72	16	16	16	16	16
16	CLARIDGE	12	88	72	19	72	72	72	16	16	16	16	16	16	16	17	17	54	17	17
72	HORSMAN	13	72	16	16	16	16	16	71	71	71	71	71	17	17	54	54	17	54	54
71	FARRER	14	71	71	71	71	71	71	17	17	17	17	17	54	54	57	57	57	57	57
54	BURMAN	15	57	57	57	57	17	17	54	54	54	54	54	57	57	37	37	37	37	37
57	HIATT	16	17	17	17	17	57	57	57	57	57	57	57	37	37	22	22	22	22	22
17	BOURNE	17	54	54	54	54	54	54	37	37	37	37	37	22	22	77	77	77	77	77
37	TINKER	18	37	37	37	37	37	37	77	77	22	22	22	77	77	41	41	66	66	66
22	MAGUIRE	19	77	22	77	77	77	77	22	22	77	77	77	41	41	66	66	41	41	41
77	LYONS	20	22	77	22	22	22	22	41	41	41	41	41	66	66	56	56	56	56	56
41	TINKER	21	35	41	41	41	41	41	35	56	56	66	66	56	56					
66	THOMAS	22	41	35	35	35	35	35	56	66	66	56	56							
56	WILSON	23	56	56	56	56	56	56	66											
35	KNIGHT	24	66	66	66	66	66	66												

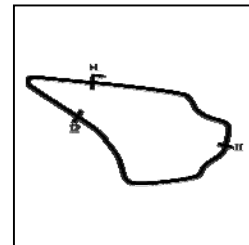
Weather / Track : Cloudy / Dry

Results can be found at www.tsl-timing.com

Knockhill
 Circuit Length = 1.2669 miles
 Start: 15:25 Flag 15:41 End: 15:42

Printed - 15:45 Saturday, 29 June 2019

RACE 4 - SECTOR ANALYSIS

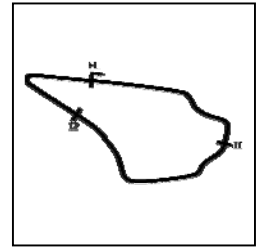


SECTOR 1 = FL to I1, SECTOR 2 = I1 to I2, SECTOR 3 = I2 to FL, DIFF = Difference To Personal Best Lap, P = Crossed Finish Line in Pit Lane, D = Time Disallowed

P1		1		Victor RODRIGUEZ		DR Moto - GA Competition				
IDEAL LAP TIME : 51.919		BEST LAP TIME : 51.973		DIFFERENCE : 0.054						
LAP	SECTOR 1	SECTOR 2	SECTOR 3	LAP TIME	MPH	DIFF	TIME OF DAY			
1 -		20.696	113.3	14.933	108.9	55.237	82.57	3.264	15:26:18.384	
2 -	17.304	20.595	113.3	14.767	108.0	52.666	86.60	0.693	15:27:11.050	
3 -	17.163	20.467	113.7	14.634	108.5	52.264	87.27	0.291	15:28:03.314	
4 -	17.113	20.571	113.7	14.755	108.0	52.439	86.97	0.466	15:28:55.753	
5 -	17.225	20.619	113.5	14.715	107.8	52.559	86.78	0.586	15:29:48.312	
6 -	17.237	20.526	113.3	14.852	107.8	52.615	86.68	0.642	15:30:40.927	
7 -	17.213	20.654	113.5	14.693	107.7	52.560	86.77	0.587	15:31:33.487	
8 -	17.307	20.511	113.5	14.738	108.4	52.556	86.78	0.583	15:32:26.043	
9 -	17.236	20.557	113.3	14.763	107.7	52.556	86.78	0.583	15:33:18.599	
10 -	17.142	20.752	113.5	14.661	108.2	52.555	86.78	0.582	15:34:11.154	
11 -	17.141	20.523	114.1	14.681	108.4	52.345	87.13	0.372	15:35:03.499	
12 -	17.145	20.373	115.5	14.870	108.2	52.388	87.06	0.415	15:35:55.887	
13 -	17.143	20.509	114.5	14.664	109.1	52.316	87.18	0.343	15:36:48.203	
14 -	17.087	20.549	114.7	14.691	108.5	52.327	87.16	0.354	15:37:40.530	
15 -	17.083	20.841	114.3	14.648	108.9	52.572	86.75	0.599	15:38:33.102	
16 -	17.144	20.326	114.9	14.552	109.2	52.022 (2)	87.67	0.049	15:39:25.124	
17 -	17.062	20.305	114.9	14.606	109.6	51.973 (1)	87.75		15:40:17.097	
18 -	17.128	20.328	115.3	14.578	109.4	52.034 (3)	87.65	0.061	15:41:09.131	

P2		96		Brandon PAASCH		KTM - FPW Racing				
IDEAL LAP TIME : 51.925		BEST LAP TIME : 52.000		DIFFERENCE : 0.075						
LAP	SECTOR 1	SECTOR 2	SECTOR 3	LAP TIME	MPH	DIFF	TIME OF DAY			
1 -		20.611	114.3	15.188	108.2	55.580	82.06	3.580	15:26:18.727	
2 -	17.178	20.465	113.7	14.843	107.5	52.486	86.90	0.486	15:27:11.213	
3 -	17.166	20.426	114.5	14.900	107.0	52.492	86.89	0.492	15:28:03.705	
4 -	17.357	20.333	115.1	14.919	107.5	52.609	86.69	0.609	15:28:56.314	
5 -	17.180	20.481	114.5	14.831	107.8	52.492	86.89	0.492	15:29:48.806	
6 -	17.126	20.381	115.3	15.077	107.7	52.584	86.73	0.584	15:30:41.390	
7 -	17.160	20.529	113.7	14.848	107.2	52.537	86.81	0.537	15:31:33.927	
8 -	17.245	20.280	116.9	14.772	108.0	52.297	87.21	0.297	15:32:26.224	
9 -	17.230	20.558	115.3	14.895	107.0	52.683	86.57	0.683	15:33:18.907	
10 -	17.023	20.644	115.3	14.833	107.5	52.500	86.87	0.500	15:34:11.407	
11 -	17.085	20.516	113.5	14.916	108.2	52.517	86.85	0.517	15:35:03.924	
12 -	17.200	20.604	114.7	14.854	107.8	52.658	86.61	0.658	15:35:56.582	
13 -	17.059	20.397	115.5	14.712	108.2	52.168 (3)	87.43	0.168	15:36:48.750	
14 -	17.071	20.389	115.1	14.776	107.8	52.236	87.31	0.236	15:37:40.986	
15 -	16.965	20.755	114.9	14.797	108.0	52.517	86.85	0.517	15:38:33.503	
16 -	16.961	20.344	114.9	14.695	108.4	52.000 (1)	87.71		15:39:25.503	
17 -	17.104	20.324	114.7	14.703	108.4	52.131 (2)	87.49	0.131	15:40:17.634	
18 -	17.182	20.348	115.1	14.684	108.4	52.214	87.35	0.214	15:41:09.848	

RACE 4 - SECTOR ANALYSIS

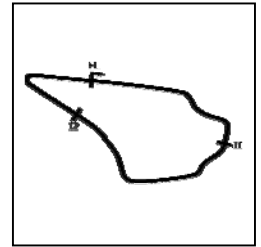


SECTOR 1 = FL to I1, SECTOR 2 = I1 to I2, SECTOR 3 = I2 to FL, DIFF = Difference To Personal Best Lap, P = Crossed Finish Line in Pit Lane, D = Time Disallowed

P3 45		Scott SWANN		IFS KTM - IFS Team Swann Racing					
IDEAL LAP TIME : 51.869		BEST LAP TIME : 51.998		DIFFERENCE : 0.129					
LAP	SECTOR 1	SECTOR 2	SECTOR 3	LAP TIME	MPH	DIFF	TIME OF DAY		
1 -		20.515	114.9	15.117	106.5	55.965	81.49	3.967	15:26:19.112
2 -	17.298	20.443	114.3	15.202	106.6	52.943	86.15	0.945	15:27:12.055
3 -	17.265	20.166	114.3	14.998	107.5	52.429	86.99	0.431	15:28:04.484
4 -	17.216	20.299	112.9	15.088	106.3	52.603	86.70	0.605	15:28:57.087
5 -	17.280	20.315	113.3	14.946	106.1	52.541	86.81	0.543	15:29:49.628
6 -	17.266	20.266	113.7	14.902	106.6	52.434	86.98	0.436	15:30:42.062
7 -	17.196	20.219	114.9	14.858	106.6	52.273	87.25	0.275	15:31:34.335
8 -	17.293	20.193	114.1	14.803	106.1	52.289	87.22	0.291	15:32:26.624
9 -	17.213	20.398	115.7	15.006	106.5	52.617	86.68	0.619	15:33:19.241
10 -	17.144	20.344	115.9	14.930	106.3	52.418	87.01	0.420	15:34:11.659
11 -	17.282	20.286	116.7	14.918	108.2	52.486	86.90	0.488	15:35:04.145
12 -	17.191	20.640	114.1	14.771	107.8	52.602	86.70	0.604	15:35:56.747
13 -	17.208	20.283	115.1	14.725	108.4	52.216 (3)	87.35	0.218	15:36:48.963
14 -	17.183	20.189	115.7	14.779	108.2	52.151 (2)	87.45	0.153	15:37:41.114
15 -	17.078	20.611	115.5	14.887	108.2	52.576	86.75	0.578	15:38:33.690
16 -	17.207	20.071	115.3	14.720	108.4	51.998 (1)	87.71		15:39:25.688
17 -	17.132	20.281	114.3	14.981	108.5	52.394	87.05	0.396	15:40:18.082
18 -	17.372	20.577	114.1	14.773	107.5	52.722	86.51	0.724	15:41:10.804

P4 70		Joshua WHATLEY		KTM - KRP					
IDEAL LAP TIME : 52.635		BEST LAP TIME : 52.733		DIFFERENCE : 0.098					
LAP	SECTOR 1	SECTOR 2	SECTOR 3	LAP TIME	MPH	DIFF	TIME OF DAY		
1 -		20.735	115.5	15.045	110.7	56.273	81.05	3.540	15:26:19.420
2 -	17.413	20.654	115.5	14.976	110.0	53.043	85.98	0.310	15:27:12.463
3 -	17.282	20.583	116.3	14.868	109.8	52.733 (1)	86.49		15:28:05.196
4 -	17.214	20.571	115.7	15.058	110.1	52.843 (2)	86.31	0.110	15:28:58.039
5 -	17.233	20.929	114.5	14.989	109.4	53.151	85.81	0.418	15:29:51.190
6 -	17.196	20.683	115.1	15.022	109.1	52.901 (3)	86.21	0.168	15:30:44.091
7 -	17.210	20.690	115.5	15.170	108.5	53.070	85.94	0.337	15:31:37.161
8 -	17.393	20.767	114.9	15.125	108.7	53.285	85.59	0.552	15:32:30.446
9 -	17.254	20.955	115.3	15.009	109.2	53.218	85.70	0.485	15:33:23.664
10 -	17.255	20.798	114.9	14.945	108.9	52.998	86.06	0.265	15:34:16.662
11 -	17.311	20.846	113.9	14.996	109.4	53.153	85.81	0.420	15:35:09.815
12 -	17.336	21.067	114.9	14.965	109.4	53.368	85.46	0.635	15:36:03.183
13 -	17.343	20.988	114.9	15.033	109.8	53.364	85.47	0.631	15:36:56.547
14 -	17.288	21.077	115.5	15.061	109.6	53.426	85.37	0.693	15:37:49.973
15 -	17.434	21.444	113.7	15.200	110.1	54.078	84.34	1.345	15:38:44.051
16 -	17.318	20.801	115.9	14.989	110.1	53.108	85.88	0.375	15:39:37.159
17 -	17.629	21.123	114.9	15.058	109.6	53.810	84.76	1.077	15:40:30.969
18 -	17.368	21.069	114.9	15.177	109.6	53.614	85.07	0.881	15:41:24.583

RACE 4 - SECTOR ANALYSIS

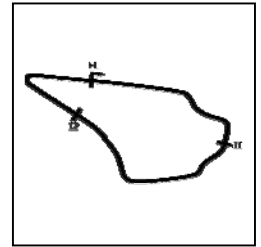


SECTOR 1 = FL to I1, SECTOR 2 = I1 to I2, SECTOR 3 = I2 to FL, DIFF = Difference To Personal Best Lap, P = Crossed Finish Line in Pit Lane, D = Time Disallowed

P5 64		Asher DURHAM				Mahindra - Microlise Cresswell Racing			
IDEAL LAP TIME : 53.091		BEST LAP TIME : 53.195		DIFFERENCE : 0.104					
LAP	SECTOR 1	SECTOR 2		SECTOR 3		LAP TIME	MPH	DIFF	TIME OF DAY
1 -		21.125	111.8	15.586	108.2	57.746	78.98	4.551	15:26:20.893
2 -	17.626	20.885	112.4	15.419	107.0	53.930	84.57	0.735	15:27:14.823
3 -	17.493	20.881	112.5	15.451	106.1	53.825	84.73	0.630	15:28:08.648
4 -	17.465	20.832	112.2	15.475	107.0	53.772	84.82	0.577	15:29:02.420
5 -	17.384	20.955	112.0	15.450	106.6	53.789	84.79	0.594	15:29:56.209
6 -	17.516	20.881	112.4	15.434	106.6	53.831	84.73	0.636	15:30:50.040
7 -	17.452	20.709	112.0	15.386	106.3	53.547	85.17	0.352	15:31:43.587
8 -	17.429	20.757	112.0	15.484	106.6	53.670	84.98	0.475	15:32:37.257
9 -	17.523	20.976	112.0	15.459	106.5	53.958	84.53	0.763	15:33:31.215
10 -	17.417	20.786	111.8	15.480	107.2	53.683	84.96	0.488	15:34:24.898
11 -	17.421	20.748	112.5	15.404	106.3	53.573	85.13	0.378	15:35:18.471
12 -	17.336	20.879	112.2	15.275	106.6	53.490	85.27	0.295	15:36:11.961
13 -	17.450	20.657	113.1	15.248	107.2	53.355 (3)	85.48	0.160	15:37:05.316
14 -	17.400	20.735	112.5	15.341	106.1	53.476	85.29	0.281	15:37:58.792
15 -	17.324	20.785	113.3	15.300	107.5	53.409	85.39	0.214	15:38:52.201
16 -	17.305	20.657	112.7	15.315	106.5	53.277 (2)	85.61	0.082	15:39:45.478
17 -	17.409	20.613	112.2	15.173	106.8	53.195 (1)	85.74		15:40:38.673
18 -	17.412	20.789	112.2	15.417	106.3	53.618	85.06	0.423	15:41:32.291

P6 7		Edmund BEST				KTM - SymCirrus Motorsport			
IDEAL LAP TIME : 53.195		BEST LAP TIME : 53.344		DIFFERENCE : 0.149					
LAP	SECTOR 1	SECTOR 2		SECTOR 3		LAP TIME	MPH	DIFF	TIME OF DAY
1 -		20.945	111.8	15.254	106.1	56.901	80.15	3.557	15:26:20.048
2 -	17.477	20.793	111.1	15.225	105.1	53.495 (3)	85.26	0.151	15:27:13.543
3 -	17.376	20.964	109.8	15.249	105.0	53.589	85.11	0.245	15:28:07.132
4 -	17.531	20.853	110.1	15.296	105.0	53.680	84.96	0.336	15:29:00.812
5 -	17.539	20.912	110.1	15.371	104.5	53.822	84.74	0.478	15:29:54.634
6 -	17.665	20.865	110.5	15.250	104.6	53.780	84.81	0.436	15:30:48.414
7 -	17.468	20.925	109.6	15.355	104.8	53.748	84.86	0.404	15:31:42.162
8 -	17.620	20.901	110.5	15.195	105.0	53.716	84.91	0.372	15:32:35.878
9 -	17.621	21.044	110.5	15.325	105.0	53.990	84.48	0.646	15:33:29.868
10 -	17.606	20.932	110.7	15.257	104.8	53.795	84.78	0.451	15:34:23.663
11 -	17.541	20.933	109.8	15.263	105.0	53.737	84.87	0.393	15:35:17.400
12 -	17.570	21.112	110.1	15.188	105.5	53.870	84.66	0.526	15:36:11.270
13 -	17.574	20.771	111.1	15.142	105.6	53.487 (2)	85.27	0.143	15:37:04.757
14 -	17.504	20.801	110.9	15.206	104.8	53.511	85.23	0.167	15:37:58.268
15 -	17.521	20.772	110.9	15.230	105.5	53.523	85.21	0.179	15:38:51.791
16 -	17.460	20.833	110.9	15.561	106.8	53.854	84.69	0.510	15:39:45.645
17 -	17.506	20.677	112.2	15.161	105.6	53.344 (1)	85.50		15:40:38.989
18 -	17.856	21.069	111.2	15.231	105.3	54.156	84.22	0.812	15:41:33.145

RACE 4 - SECTOR ANALYSIS

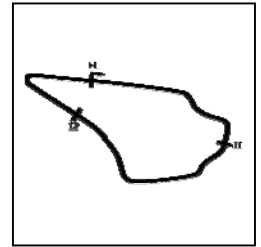


SECTOR 1 = FL to I1, SECTOR 2 = I1 to I2, SECTOR 3 = I2 to FL, DIFF = Difference To Personal Best Lap, P = Crossed Finish Line in Pit Lane, D = Time Disallowed

P7 99		Jamie DAVIS				KTM - FPW Racing			
IDEAL LAP TIME : 53.087		BEST LAP TIME : 53.304		DIFFERENCE : 0.217					
LAP	SECTOR 1	SECTOR 2		SECTOR 3		LAP TIME	MPH	DIFF	TIME OF DAY
1 -		21.493	112.9	15.382	107.0	57.646	79.12	4.342	15:26:20.793
2 -	17.848	20.964	113.5	15.426	107.0	54.238	84.09	0.934	15:27:15.031
3 -	17.446	20.867	114.1	15.632	105.3	53.945	84.55	0.641	15:28:08.976
4 -	17.465	20.813	113.1	15.341	106.8	53.619	85.06	0.315	15:29:02.595
5 -	17.459	20.833	113.9	15.471	107.0	53.763	84.83	0.459	15:29:56.358
6 -	17.484	20.873	113.7	15.494	106.8	53.851	84.69	0.547	15:30:50.209
7 -	17.457	20.771	113.3	15.318	107.0	53.546	85.18	0.242	15:31:43.755
8 -	17.470	20.732	113.5	15.492	106.3	53.694	84.94	0.390	15:32:37.449
9 -	17.489	21.012	113.7	15.429	106.6	53.930	84.57	0.626	15:33:31.379
10 -	17.372	20.771	114.5	15.161	106.0	53.304 (1)	85.56		15:34:24.683
11 -	17.337	20.959	112.7	15.596	107.2	53.892	84.63	0.588	15:35:18.575
12 -	17.368	20.889	114.1	15.291	107.3	53.548	85.17	0.244	15:36:12.123
13 -	17.420	20.800	113.3	15.245	107.0	53.465	85.31	0.161	15:37:05.588
14 -	17.263	20.774	112.9	15.307	107.2	53.344 (2)	85.50	0.040	15:37:58.932
15 -	17.387	20.752	114.9	15.288	107.3	53.427	85.37	0.123	15:38:52.359
16 -	17.317	20.712	113.9	15.325	107.8	53.354 (3)	85.48	0.050	15:39:45.713
17 -	17.570	20.699	114.5	15.175	107.3	53.444	85.34	0.140	15:40:39.157
18 -	18.007	21.121	112.9	15.125	107.2	54.253	84.07	0.949	15:41:33.410

P8 88		Harry LEIGH				KTM - SymCirrus Motorsport			
IDEAL LAP TIME : 53.812		BEST LAP TIME : 53.910		DIFFERENCE : 0.098					
LAP	SECTOR 1	SECTOR 2		SECTOR 3		LAP TIME	MPH	DIFF	TIME OF DAY
1 -		21.476	114.5	15.321	110.1	58.445	78.04	4.535	15:26:21.592
2 -	17.945	21.349	114.3	15.128	109.8	54.422	83.81	0.512	15:27:16.014
3 -	17.896	21.429	113.3	15.245	109.2	54.570	83.58	0.660	15:28:10.584
4 -	17.817	21.493	112.7	15.040	109.4	54.350	83.92	0.440	15:29:04.934
5 -	17.864	21.339	113.5	15.174	109.1	54.377	83.87	0.467	15:29:59.311
6 -	17.986	21.342	112.7	15.192	108.2	54.520	83.65	0.610	15:30:53.831
7 -	17.877	21.239	113.1	15.211	108.7	54.327	83.95	0.417	15:31:48.158
8 -	18.050	21.375	112.9	15.085	108.0	54.510	83.67	0.600	15:32:42.668
9 -	17.920	21.527	112.7	14.990	108.4	54.437	83.78	0.527	15:33:37.105
10 -	17.861	21.566	112.7	15.114	108.2	54.541	83.62	0.631	15:34:31.646
11 -	17.810	21.229	112.9	15.001	108.9	54.040	84.40	0.130	15:35:25.686
12 -	17.785	21.535	112.7	15.042	108.4	54.362	83.90	0.452	15:36:20.048
13 -	17.696	21.331	112.5	15.009	108.5	54.036 (3)	84.40	0.126	15:37:14.084
14 -	17.768	21.138	113.7	15.004	108.2	53.910 (1)	84.60		15:38:07.994
15 -	17.786	21.561	112.2	15.137	108.9	54.484	83.71	0.574	15:39:02.478
16 -	17.778	21.351	113.5	15.093	108.5	54.222	84.11	0.312	15:39:56.700
17 -	17.739	21.213	113.3	15.097	109.2	54.049	84.38	0.139	15:40:50.749
18 -	17.684	21.198	113.7	15.080	109.6	53.962 (2)	84.52	0.052	15:41:44.711

RACE 4 - SECTOR ANALYSIS

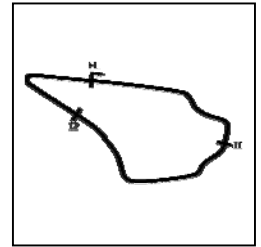


SECTOR 1 = FL to I1, SECTOR 2 = I1 to I2, SECTOR 3 = I2 to FL, DIFF = Difference To Personal Best Lap, P = Crossed Finish Line in Pit Lane, D = Time Disallowed

P9		72 S		Cameron HORSMAN		Honda - Nova Racing/SP 125				
IDEAL LAP TIME : 53.959		BEST LAP TIME : 54.059		DIFFERENCE : 0.100						
LAP	SECTOR 1	SECTOR 2	SECTOR 3	LAP TIME	MPH	DIFF	TIME OF DAY			
1 -		21.602	109.1	15.556	102.2	58.972	77.34	4.913	15:26:22.119	
2 -	18.059	21.449	109.8	15.521	102.7	55.029	82.88	0.970	15:27:17.148	
3 -	17.958	21.112	109.2	15.456	101.2	54.526	83.65	0.467	15:28:11.674	
4 -	18.149	21.285	108.5	15.510	102.1	54.944	83.01	0.885	15:29:06.618	
5 -	17.860	21.062	108.4	15.464	102.1	54.386	83.86	0.327	15:30:01.004	
6 -	17.776	21.202	107.8	15.432	101.6	54.410	83.82	0.351	15:30:55.414	
7 -	17.724	21.050	108.0	15.595	101.6	54.369	83.89	0.310	15:31:49.783	
8 -	17.796	21.080	107.7	15.407	101.6	54.283	(3) 84.02	0.224	15:32:44.066	
9 -	17.806	21.318	107.2	15.390	101.8	54.514	83.66	0.455	15:33:38.580	
10 -	17.689	21.015	109.1	15.497	101.8	54.201	(2) 84.15	0.142	15:34:32.781	
11 -	17.774	21.111	108.2	15.469	100.7	54.354	83.91	0.295	15:35:27.135	
12 -	18.039	21.199	108.4	15.329	102.1	54.567	83.58	0.508	15:36:21.702	
13 -	17.743	20.941	109.2	15.375	102.2	54.059	(1) 84.37		15:37:15.761	
14 -	17.816	21.373	106.8	15.478	100.7	54.667	83.43	0.608	15:38:10.428	
15 -	18.017	21.408	106.1	15.523	100.6	54.948	83.00	0.889	15:39:05.376	
16 -	17.906	21.442	106.1	15.385	101.0	54.733	83.33	0.674	15:40:00.109	
17 -	17.928	21.328	106.3	15.658	99.7	54.914	83.05	0.855	15:40:55.023	
18 -	18.029	21.232	108.2	15.372	101.3	54.633	83.48	0.574	15:41:49.656	

P10		19 S		Scott OGDEN		Honda - Premium Motorhomes Scott Ogden Racing				
IDEAL LAP TIME : 54.007		BEST LAP TIME : 54.209		DIFFERENCE : 0.202						
LAP	SECTOR 1	SECTOR 2	SECTOR 3	LAP TIME	MPH	DIFF	TIME OF DAY			
1 -		21.355	107.7	15.647	102.1	58.255	78.29	4.046	15:26:21.402	
2 -	18.303	21.725	107.0	15.545	101.6	55.573	82.07	1.364	15:27:16.975	
3 -	17.878	21.294	106.8	15.639	102.2	54.811	83.21	0.602	15:28:11.786	
4 -	17.893	21.238	106.5	15.401	101.5	54.532	83.64	0.323	15:29:06.318	
5 -	17.836	21.207	106.8	15.366	101.3	54.409	83.83	0.200	15:30:00.727	
6 -	17.756	21.257	106.6	15.426	100.9	54.439	83.78	0.230	15:30:55.166	
7 -	17.697	21.127	106.8	15.498	101.2	54.322	83.96	0.113	15:31:49.488	
8 -	17.716	21.223	106.8	15.372	101.5	54.311	83.98	0.102	15:32:43.799	
9 -	17.762	21.318	106.6	15.384	100.9	54.464	83.74	0.255	15:33:38.263	
10 -	17.698	21.252	107.0	15.300	101.5	54.250	(3) 84.07	0.041	15:34:32.513	
11 -	17.711	21.218	107.0	15.373	101.5	54.302	83.99	0.093	15:35:26.815	
12 -	17.708	21.238	107.3	15.263	101.3	54.209	(1) 84.13		15:36:21.024	
13 -	17.617	21.277	106.8	15.347	101.3	54.241	(2) 84.08	0.032	15:37:15.265	
14 -	18.010	21.664	104.6	15.663	101.5	55.337	82.42	1.128	15:38:10.602	
15 -	17.984	21.410	107.8	15.538	101.8	54.932	83.03	0.723	15:39:05.534	
16 -	17.884	21.405	108.5	15.493	101.8	54.782	83.25	0.573	15:40:00.316	
17 -	17.895	21.334	108.5	15.506	101.5	54.735	83.33	0.526	15:40:55.051	
18 -	17.868	21.344	106.0	15.500	102.6	54.712	83.36	0.503	15:41:49.763	

RACE 4 - SECTOR ANALYSIS



SECTOR 1 = FL to I1, SECTOR 2 = I1 to I2, SECTOR 3 = I2 to FL, DIFF = Difference To Personal Best Lap, P = Crossed Finish Line in Pit Lane, D = Time Disallowed

P11 16 S		Harvey CLARIDGE				Honda - Nova Racing/SP 125				
IDEAL LAP TIME : 53.961		BEST LAP TIME : 54.123		DIFFERENCE : 0.162						
LAP	SECTOR 1	SECTOR 2	SECTOR 3	LAP TIME	MPH	DIFF	TIME OF DAY			
1 -		21.274	109.4	15.739	103.2	58.424	78.06	4.301	15:26:21.571	
2 -	18.272	21.703	108.2	15.675	103.5	55.650	81.96	1.527	15:27:17.221	
3 -	18.060	21.196	108.4	15.620	101.9	54.876	83.11	0.753	15:28:12.097	
4 -	17.925	21.364	107.2	15.434	102.4	54.723	83.34	0.600	15:29:06.820	
5 -	17.878	21.098	107.8	15.380	102.2	54.356	83.91	0.233	15:30:01.176	
6 -	17.756	21.196	108.0	15.491	101.9	54.443	83.77	0.320	15:30:55.619	
7 -	17.759	21.112	106.6	15.561	101.8	54.432	83.79	0.309	15:31:50.051	
8 -	17.773	21.108	106.8	15.385	101.6	54.266 (3)	84.05	0.143	15:32:44.317	
9 -	17.758	21.277	107.5	15.411	102.1	54.446	83.77	0.323	15:33:38.763	
10 -	17.717	21.039	108.2	15.404	102.1	54.160 (2)	84.21	0.037	15:34:32.923	
11 -	17.798	21.047	109.1	15.525	102.9	54.370	83.89	0.247	15:35:27.293	
12 -	18.033	21.312	107.5	15.232	102.2	54.577	83.57	0.454	15:36:21.870	
13 -	17.757	21.012	107.8	15.354	102.1	54.123 (1)	84.27		15:37:15.993	
14 -	17.766	21.416	107.0	15.647	101.8	54.829	83.18	0.706	15:38:10.822	
15 -	17.885	21.518	107.0	15.420	102.6	54.823	83.19	0.700	15:39:05.645	
16 -	17.939	21.373	108.4	15.438	103.0	54.750	83.30	0.627	15:40:00.395	
17 -	17.953	21.251	108.9	15.632	102.4	54.836	83.17	0.713	15:40:55.231	
18 -	18.048	21.124	108.5	15.548	102.9	54.720	83.35	0.597	15:41:49.951	

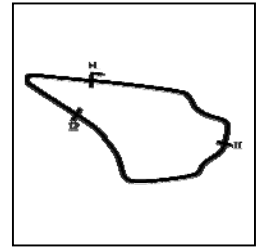
P12 17 S		Franco BOURNE				Honda - Franco Bourne / SP125				
IDEAL LAP TIME : 54.834		BEST LAP TIME : 55.133		DIFFERENCE : 0.299						
LAP	SECTOR 1	SECTOR 2	SECTOR 3	LAP TIME	MPH	DIFF	TIME OF DAY			
1 -		21.668	106.6	15.794	98.9	59.942	76.09	4.809	15:26:23.089	
2 -	18.280	21.340	106.0	15.560	100.0	55.180 (3)	82.65	0.047	15:27:18.269	
3 -	18.020	21.460	106.6	15.653	98.5	55.133 (1)	82.72		15:28:13.402	
4 -	18.239	21.551	105.5	15.603	98.5	55.393	82.34	0.260	15:29:08.795	
5 -	18.010	21.462	105.3	15.694	97.5	55.166 (2)	82.67	0.033	15:30:03.961	
6 -	17.934	21.536	103.5	15.745	97.1	55.215	82.60	0.082	15:30:59.176	
7 -	18.018	21.493	103.4	15.919	97.5	55.430	82.28	0.297	15:31:54.606	
8 -	18.085	21.439	103.4	15.706	97.3	55.230	82.58	0.097	15:32:49.836	
9 -	18.142	21.768	102.7	15.737	97.5	55.647	81.96	0.514	15:33:45.483	
10 -	18.148	21.684	103.4	15.613	97.5	55.445	82.26	0.312	15:34:40.928	
11 -	18.146	21.533	103.4	15.643	97.6	55.322	82.44	0.189	15:35:36.250	
12 -	18.047	21.779	103.4	15.566	98.3	55.392	82.34	0.259	15:36:31.642	
13 -	18.262	21.538	103.5	15.652	97.3	55.452	82.25	0.319	15:37:27.094	
14 -	18.405	21.672	103.5	15.673	97.9	55.750	81.81	0.617	15:38:22.844	
15 -	18.110	21.663	103.4	15.632	98.1	55.405	82.32	0.272	15:39:18.249	
16 -	18.170	21.557	103.7	15.762	97.1	55.489	82.19	0.356	15:40:13.738	
17 -	18.116	21.518	103.8	15.628	97.3	55.262	82.53	0.129	15:41:09.000	
18 -	19.576	21.630	103.0	16.206	98.3	57.412	79.44	2.279	15:42:06.412	

MCRCB BULLETIN TK162

2019 Bennetts British Superbike Championship - Round 5

2019 HEL Performance British Motostar Championship

RACE 4 - SECTOR ANALYSIS



SECTOR 1 = FL to I1, SECTOR 2 = I1 to I2, SECTOR 3 = I2 to FL, DIFF = Difference To Personal Best Lap, P = Crossed Finish Line in Pit Lane, D = Time Disallowed

P13 54		Sam BURMAN				KTM - TeamWNT Burman Racing			
IDEAL LAP TIME : 54.805		BEST LAP TIME : 54.999		DIFFERENCE : 0.194					
LAP	SECTOR 1	SECTOR 2		SECTOR 3		LAP TIME	MPH	DIFF	TIME OF DAY
1 -		21.834	113.5	15.620	108.9	1:00.221	75.73	5.222	15:26:23.368
2 -	18.259	21.441	113.3	15.424	109.1	55.124 (3)	82.74	0.125	15:27:18.492
3 -	18.351	21.329	113.9	15.459	108.5	55.139	82.72	0.140	15:28:13.631
4 -	18.425	21.493	112.7	15.550	108.7	55.468	82.22	0.469	15:29:09.099
5 -	18.495	21.661	113.5	15.503	108.2	55.659	81.94	0.660	15:30:04.758
6 -	18.319	21.600	112.4	15.804	107.0	55.723	81.85	0.724	15:31:00.481
7 -	18.155	21.582	112.5	15.549	107.2	55.286	82.50	0.287	15:31:55.767
8 -	18.193	21.705	112.5	15.632	107.0	55.530	82.13	0.531	15:32:51.297
9 -	18.150	21.778	112.7	15.495	106.6	55.423	82.29	0.424	15:33:46.720
10 -	18.269	21.568	113.1	15.366	107.8	55.203	82.62	0.204	15:34:41.923
11 -	18.148	21.475	113.1	15.376	108.2	54.999 (1)	82.93		15:35:36.922
12 -	18.181	21.511	113.3	15.328	108.7	55.020 (2)	82.89	0.021	15:36:31.942
13 -	18.304	21.621	112.4	15.514	108.5	55.439	82.27	0.440	15:37:27.381
14 -	18.472	21.645	112.2	15.483	107.3	55.600	82.03	0.601	15:38:22.981
15 -	18.296	21.499	112.2	15.565	106.5	55.360	82.39	0.361	15:39:18.341
16 -	18.339	21.364	110.9	15.617	107.2	55.320	82.44	0.321	15:40:13.661
17 -	18.388	21.695	112.5	15.353	108.4	55.436	82.27	0.437	15:41:09.097
18 -	19.955	23.922	108.7	21.602	31.6	1:05.479	69.65	10.480	15:42:14.576

P14 57 S		Josh HIATT				Honda - Sorrymate.com			
IDEAL LAP TIME : 54.965		BEST LAP TIME : 55.039		DIFFERENCE : 0.074					
LAP	SECTOR 1	SECTOR 2		SECTOR 3		LAP TIME	MPH	DIFF	TIME OF DAY
1 -		21.570	107.5	15.661	101.5	59.533	76.61	4.494	15:26:22.680
2 -	18.157	21.533	106.0	15.594	101.2	55.284 (3)	82.50	0.245	15:27:17.964
3 -	18.112	21.566	105.1	15.662	100.9	55.340	82.41	0.301	15:28:13.304
4 -	18.056	21.527	105.3	15.456	100.4	55.039 (1)	82.87		15:29:08.343
5 -	18.026	21.696	101.5	16.011	99.8	55.733	81.83	0.694	15:30:04.076
6 -	18.537	22.057	103.8	15.761	99.5	56.355	80.93	1.316	15:31:00.431
7 -	18.370	21.981	104.6	15.861	100.1	56.212	81.14	1.173	15:31:56.643
8 -	18.172	21.670	102.6	15.696	99.2	55.538	82.12	0.499	15:32:52.181
9 -	18.268	21.812	104.6	15.526	99.4	55.606	82.02	0.567	15:33:47.787
10 -	18.219	21.483	105.1	15.483	99.8	55.185 (2)	82.65	0.146	15:34:42.972
11 -	18.272	21.625	104.5	15.538	100.1	55.435	82.27	0.396	15:35:38.407
12 -	18.253	21.837	102.4	15.614	100.1	55.704	81.88	0.665	15:36:34.111
13 -	18.239	21.586	105.1	15.521	100.1	55.346	82.41	0.307	15:37:29.457
14 -	18.173	21.873	104.5	15.664	99.8	55.710	81.87	0.671	15:38:25.167
15 -	18.242	21.878	104.3	15.609	100.1	55.729	81.84	0.690	15:39:20.896
16 -	18.229	21.871	104.2	15.638	100.0	55.738	81.83	0.699	15:40:16.634
17 -	18.580	21.811	104.3	15.485	100.3	55.876	81.62	0.837	15:41:12.510

Weather / Track : Cloudy / Dry

Knockhill
 Circuit Length = 1.2669 miles
 Start: 15:25 Flag 15:41 End: 15:42

MCRCB BULLETIN TK162

2019 Bennetts British Superbike Championship - Round 5

2019 HEL Performance British Motostar Championship

RACE 4 - SECTOR ANALYSIS



SECTOR 1 = FL to I1, SECTOR 2 = I1 to I2, SECTOR 3 = I2 to FL, DIFF = Difference To Personal Best Lap, P = Crossed Finish Line in Pit Lane, D = Time Disallowed

P15 37 S		Corey TINKER		Honda - Microlise Cresswell Racing					
IDEAL LAP TIME : 55.360		BEST LAP TIME : 55.507		DIFFERENCE : 0.147					
LAP	SECTOR 1	SECTOR 2		SECTOR 3		LAP TIME	MPH	DIFF	TIME OF DAY
1 -		22.466	108.9	16.034	103.0	1:01.531	74.12	6.024	15:26:24.678
2 -	18.362	21.812	107.3	15.784	102.1	55.958	81.50	0.451	15:27:20.636
3 -	18.322	21.736	106.3	15.624	101.9	55.682	81.91	0.175	15:28:16.318
4 -	18.124	21.837	99.5	15.858	101.5	55.819	81.71	0.312	15:29:12.137
5 -	18.107	21.790	106.0	15.670	101.2	55.567 (2)	82.08	0.060	15:30:07.704
6 -	18.140	21.650	106.1	15.717	101.2	55.507 (1)	82.17		15:31:03.211
7 -	18.371	21.737	106.0	15.929	100.9	56.037	81.39	0.530	15:31:59.248
8 -	18.311	21.896	100.3	15.812	100.9	56.019	81.42	0.512	15:32:55.267
9 -	18.259	21.978	105.3	15.675	100.6	55.912	81.57	0.405	15:33:51.179
10 -	18.248	21.865	106.0	15.603	101.3	55.716	81.86	0.209	15:34:46.895
11 -	20.319	22.400	105.1	15.805	100.9	58.524	77.93	3.017	15:35:45.419
12 -	18.505	22.373	104.6	15.689	100.9	56.567	80.63	1.060	15:36:41.986
13 -	18.557	22.062	104.3	15.817	101.3	56.436	80.81	0.929	15:37:38.422
14 -	18.778	22.678	107.0	15.796	99.8	57.252	79.66	1.745	15:38:35.674
15 -	18.535	21.995	105.8	15.671	101.3	56.201	81.15	0.694	15:39:31.875
16 -	18.194	21.836	105.8	15.624	101.3	55.654 (3)	81.95	0.147	15:40:27.529
17 -	18.325	22.076	105.0	15.727	101.3	56.128	81.26	0.621	15:41:23.657

P16 22 S		Ross MAGUIRE		Honda - Stiggy Motorsport					
IDEAL LAP TIME : 55.712		BEST LAP TIME : 55.826		DIFFERENCE : 0.114					
LAP	SECTOR 1	SECTOR 2		SECTOR 3		LAP TIME	MPH	DIFF	TIME OF DAY
1 -		22.576	105.8	16.074	98.5	1:02.048	73.50	6.222	15:26:25.195
2 -	18.427	21.936	105.5	15.950	97.8	56.313	80.99	0.487	15:27:21.508
3 -	18.842	22.075	101.9	16.104	98.9	57.021	79.99	1.195	15:28:18.529
4 -	18.630	22.024	103.5	16.044	98.3	56.698	80.44	0.872	15:29:15.227
5 -	18.765	21.928	102.6	15.809	98.2	56.502	80.72	0.676	15:30:11.729
6 -	18.634	22.076	101.3	16.224	95.3	56.934	80.11	1.108	15:31:08.663
7 -	19.115	21.968	103.0	16.131	97.9	57.214	79.72	1.388	15:32:05.877
8 -	19.071	21.871	102.7	15.829	97.9	56.771	80.34	0.945	15:33:02.648
9 -	18.822	22.016	102.1	15.825	96.4	56.663	80.49	0.837	15:33:59.311
10 -	18.506	21.909	101.6	15.832	96.8	56.247	81.09	0.421	15:34:55.558
11 -	18.598	21.985	101.9	15.785	97.1	56.368	80.91	0.542	15:35:51.926
12 -	18.363	22.000	101.6	15.801	96.5	56.164	81.21	0.338	15:36:48.090
13 -	18.561	21.755	103.4	15.725	96.6	56.041 (3)	81.38	0.215	15:37:44.131
14 -	18.390	21.910	102.2	15.694	96.9	55.994 (2)	81.45	0.168	15:38:40.125
15 -	18.388	21.867	102.9	15.805	96.6	56.060	81.36	0.234	15:39:36.185
16 -	18.462	21.951	102.6	15.664	97.5	56.077	81.33	0.251	15:40:32.262
17 -	18.299	21.869	102.2	15.658	97.2	55.826 (1)	81.70		15:41:28.088

Weather / Track : Cloudy / Dry

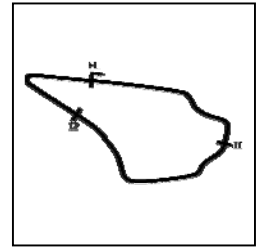
Knockhill
Circuit Length = 1.2669 miles
Start: 15:25 Flag 15:41 End: 15:42

MCRCB BULLETIN TK162

2019 Bennetts British Superbike Championship - Round 5

2019 HEL Performance British Motostar Championship

RACE 4 - SECTOR ANALYSIS



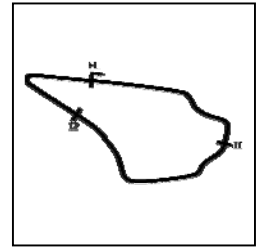
SECTOR 1 = FL to I1, SECTOR 2 = I1 to I2, SECTOR 3 = I2 to FL, DIFF = Difference To Personal Best Lap, P = Crossed Finish Line in Pit Lane, D = Time Disallowed

P17 77 S		Jamie LYONS				Honda - C&M Motors Ltd Racing			
IDEAL LAP TIME : 55.554		BEST LAP TIME : 55.581		DIFFERENCE : 0.027					
LAP	SECTOR 1	SECTOR 2		SECTOR 3		LAP TIME	MPH	DIFF	TIME OF DAY
1 -		22.394	105.5	16.209	98.9	1:01.562	74.08	5.981	15:26:24.709
2 -	18.773	21.925	106.0	16.197	100.7	56.895	80.16	1.314	15:27:21.604
3 -	18.835	22.075	106.3	15.859	99.7	56.769	80.34	1.188	15:28:18.373
4 -	18.530	22.108	103.7	16.015	99.4	56.653	80.50	1.072	15:29:15.026
5 -	18.520	21.941	103.8	16.002	99.2	56.463	80.78	0.882	15:30:11.489
6 -	18.987	22.056	105.3	16.105	96.9	57.148	79.81	1.567	15:31:08.637
7 -	18.840	22.026	103.8	16.182	97.9	57.048	79.95	1.467	15:32:05.685
8 -	18.745	21.998	103.4	16.084	98.2	56.827	80.26	1.246	15:33:02.512
9 -	19.087	22.167	104.8	15.892	99.4	57.146	79.81	1.565	15:33:59.658
10 -	18.578	21.679	106.3	15.950	99.5	56.207	81.14	0.626	15:34:55.865
11 -	18.682	21.842	106.0	15.861	100.0	56.385	80.89	0.804	15:35:52.250
12 -	18.506	21.829	106.0	15.794	100.0	56.129	81.26	0.548	15:36:48.379
13 -	18.816	21.745	105.6	15.888	99.5	56.449	80.80	0.868	15:37:44.828
14 -	18.486	21.713	105.0	15.761	99.8	55.960 (3)	81.50	0.379	15:38:40.788
15 -	18.429	21.651	105.5	15.796	99.8	55.876 (2)	81.62	0.295	15:39:36.664
16 -	18.634	21.679	105.8	15.885	98.9	56.198	81.16	0.617	15:40:32.862
17 -	18.456	21.498	105.1	15.627	98.8	55.581 (1)	82.06		15:41:28.443

P18 66 S		Annabel THOMAS				Honda - Four Anjels Racing			
IDEAL LAP TIME : 55.747		BEST LAP TIME : 56.091		DIFFERENCE : 0.344					
LAP	SECTOR 1	SECTOR 2		SECTOR 3		LAP TIME	MPH	DIFF	TIME OF DAY
1 -		22.781	103.5	16.594	98.6	1:03.776	71.51	7.685	15:26:26.923
2 -	18.954	22.274	104.0	16.250	98.3	57.478	79.35	1.387	15:27:24.401
3 -	18.890	22.206	104.0	16.040	98.5	57.136	79.82	1.045	15:28:21.537
4 -	18.856	22.236	103.4	16.012	98.8	57.104	79.87	1.013	15:29:18.641
5 -	18.664	22.263	103.8	15.989	98.1	56.916	80.13	0.825	15:30:15.557
6 -	18.402	22.057	103.2	16.137	97.9	56.596	80.59	0.505	15:31:12.153
7 -	18.449	21.973	104.3	16.065	98.1	56.487	80.74	0.396	15:32:08.640
8 -	18.520	22.171	103.8	16.269	97.9	56.960	80.07	0.869	15:33:05.600
9 -	18.464	22.697	103.4	15.934	98.3	57.095	79.88	1.004	15:34:02.695
10 -	18.479	22.550	102.4	15.947	97.8	56.976	80.05	0.885	15:34:59.671
11 -	18.618	22.055	103.7	15.847	98.3	56.520	80.69	0.429	15:35:56.191
12 -	18.575	21.877	104.8	15.915	98.3	56.367 (3)	80.91	0.276	15:36:52.558
13 -	18.553	21.933	104.3	15.896	98.2	56.382	80.89	0.291	15:37:48.940
14 -	18.316	21.771	104.5	16.004	98.6	56.091 (1)	81.31		15:38:45.031
15 -	18.367	22.074	104.2	16.049	97.8	56.490	80.74	0.399	15:39:41.521
16 -	18.863	22.197	104.5	15.660	97.6	56.720	80.41	0.629	15:40:38.241
17 -	18.472	21.885	104.5	15.850	98.2	56.207 (2)	81.14	0.116	15:41:34.448

Weather / Track : Cloudy / Dry

Knockhill
Circuit Length = 1.2669 miles
Start: 15:25 Flag 15:41 End: 15:42



SECTOR 1 = FL to I1, SECTOR 2 = I1 to I2, SECTOR 3 = I2 to FL, DIFF = Difference To Personal Best Lap, P = Crossed Finish Line in Pit Lane, D = Time Disallowed

P19 41 S		Kyal TINKER		Honda - Microlise Cresswell Racing					
IDEAL LAP TIME : 56.175		BEST LAP TIME : 56.249		DIFFERENCE : 0.074					
LAP	SECTOR 1	SECTOR 2	SECTOR 3	LAP TIME	MPH	DIFF	TIME OF DAY		
1 -		22.762	106.8	16.081	102.6	1:02.290	73.22	6.041	15:26:25.437
2 -	18.607	22.217	106.3	15.794	100.9	56.618	80.55	0.369	15:27:22.055
3 -	18.570	22.040	106.8	15.931	102.1	56.541 (2)	80.66	0.292	15:28:18.596
4 -	18.731	22.054	106.1	16.008	101.5	56.793	80.31	0.544	15:29:15.389
5 -	18.741	22.271	105.1	15.822	100.9	56.834	80.25	0.585	15:30:12.223
6 -	18.455	22.210	104.2	15.989	100.4	56.654	80.50	0.405	15:31:08.877
7 -	19.091	21.926	105.5	16.009	100.6	57.026	79.98	0.777	15:32:05.903
8 -	19.140	22.622	101.8	15.856	99.8	57.618	79.16	1.369	15:33:03.521
9 -	18.517	22.297	103.4	15.832	99.7	56.646	80.51	0.397	15:34:00.167
10 -	18.481	21.941	105.0	15.827	100.0	56.249 (1)	81.08		15:34:56.416
11 -	18.556	22.151	104.3	15.851	100.1	56.558 (3)	80.64	0.309	15:35:52.974
12 -	18.723	22.294	104.8	16.093	100.0	57.110	79.86	0.861	15:36:50.084
13 -	18.585	22.338	104.2	16.177	99.5	57.100	79.87	0.851	15:37:47.184
14 -	18.580	22.421	103.5	15.971	99.5	56.972	80.05	0.723	15:38:44.156
15 -	18.600	22.572	103.5	16.166	100.1	57.338	79.54	1.089	15:39:41.494
16 -	18.628	22.298	103.5	15.946	100.4	56.872	80.19	0.623	15:40:38.366
17 -	18.820	22.321	103.8	15.795	100.1	56.936	80.10	0.687	15:41:35.302

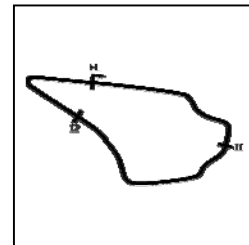
P20 56		Bradley WILSON		Honda - B.Wilson Racing					
IDEAL LAP TIME : 56.402		BEST LAP TIME : 56.458		DIFFERENCE : 0.056					
LAP	SECTOR 1	SECTOR 2	SECTOR 3	LAP TIME	MPH	DIFF	TIME OF DAY		
1 -		22.783	107.3	16.501	102.2	1:03.187	72.18	6.729	15:26:26.334
2 -	18.615	22.206	108.2	16.272	102.2	57.093	79.88	0.635	15:27:23.427
3 -	18.576	22.240	107.7	15.932	101.6	56.748 (3)	80.37	0.290	15:28:20.175
4 -	18.391	22.305	107.8	16.080	101.2	56.776	80.33	0.318	15:29:16.951
5 -	18.376	22.166	107.2	16.026	101.0	56.568 (2)	80.63	0.110	15:30:13.519
6 -	18.367	22.123	107.3	15.968	100.6	56.458 (1)	80.78		15:31:09.977
7 -	18.702	22.434	107.2	16.541	100.7	57.677	79.08	1.219	15:32:07.654
8 -	18.561	22.737	106.6	16.004	101.0	57.302	79.59	0.844	15:33:04.956
9 -	18.611	22.524	107.5	16.024	101.0	57.159	79.79	0.701	15:34:02.115
10 -	18.595	23.118	103.4	16.014	101.5	57.727	79.01	1.269	15:34:59.842
11 -	18.707	22.351	107.5	16.763	100.4	57.821	78.88	1.363	15:35:57.663
12 -	18.510	22.523	107.5	15.912	101.3	56.945	80.09	0.487	15:36:54.608
13 -	18.386	22.710	107.7	15.914	101.2	57.010	80.00	0.552	15:37:51.618
14 -	18.569	22.761	107.2	16.035	101.6	57.365	79.51	0.907	15:38:48.983
15 -	18.630	22.521	107.3	16.315	101.8	57.466	79.37	1.008	15:39:46.449
16 -	18.664	22.403	107.5	16.012	100.7	57.079	79.90	0.621	15:40:43.528
17 -	18.782	22.844	106.6	16.011	101.0	57.637	79.13	1.179	15:41:41.165

P21 71 S		Charlie FARRER		Honda - Banks Racing/MotoEngineering					
IDEAL LAP TIME : 53.742		BEST LAP TIME : 53.843		DIFFERENCE : 0.101					
LAP	SECTOR 1	SECTOR 2	SECTOR 3	LAP TIME	MPH	DIFF	TIME OF DAY		
1 -		21.556	110.5	15.709	103.0	59.234	77.00	5.391	15:26:22.381
2 -	18.061	21.373	109.8	15.525	103.7	54.959	82.99	1.116	15:27:17.340
3 -	18.157	21.161	109.4	15.534	103.8	54.852	83.15	1.009	15:28:12.192
4 -	18.065	21.335	108.7	15.469	103.4	54.869	83.12	1.026	15:29:07.061
5 -	17.920	21.093	108.5	15.436	103.2	54.449	83.76	0.606	15:30:01.510
6 -	17.836	20.998	108.7	15.476	103.0	54.310	83.98	0.467	15:30:55.820
7 -	17.934	21.117	108.7	15.416	103.2	54.467	83.74	0.624	15:31:50.287
8 -	17.863	20.959	109.6	15.390	103.4	54.212 (3)	84.13	0.369	15:32:44.499
9 -	17.955	21.186	108.2	15.333	103.4	54.474	83.73	0.631	15:33:38.973
10 -	17.876	20.865	109.4	15.371	103.7	54.112 (2)	84.29	0.269	15:34:33.085
11 -	17.888	20.979	109.6	15.363	103.8	54.230	84.10	0.387	15:35:27.315
12 -	17.646	21.105	108.7	15.475	101.9	54.226	84.11	0.383	15:36:21.541
13 -	17.652	20.960	108.0	15.231	103.2	53.843 (1)	84.71		15:37:15.384

2019 Bennetts British Superbike Championship - Round 5

2019 HEL Performance British Motostar Championship

RACE 4 - SECTOR ANALYSIS



SECTOR 1 = FL to I1, SECTOR 2 = I1 to I2, SECTOR 3 = I2 to FL, DIFF = Difference To Personal Best Lap, P = Crossed Finish Line in Pit Lane, D = Time Disallowed

P22 11		Dan JONES		KTM - City Lifting/RS Racing						
IDEAL LAP TIME : 52.170		BEST LAP TIME : 52.214		DIFFERENCE : 0.044						
LAP	SECTOR 1	SECTOR 2	SECTOR 3	LAP TIME	MPH	DIFF	TIME OF DAY			
1 -		20.500	115.9	15.082	109.2	55.559	82.09	3.345	15:26:18.706	
2 -	17.323	20.457	116.3	14.855	108.9	52.635	86.65	0.421	15:27:11.341	
3 -	17.201	20.430	115.9	14.828	109.2	52.459 (3)	86.94	0.245	15:28:03.800	
4 -	17.058	20.412	115.7	14.783	108.5	52.253 (2)	87.28	0.039	15:28:56.053	
5 -	17.078	20.563	115.5	14.820	108.5	52.461	86.94	0.247	15:29:48.514	
6 -	17.209	20.484	115.1	14.854	109.1	52.547	86.80	0.333	15:30:41.061	
7 -	17.255	20.563	115.9	14.778	108.9	52.596	86.71	0.382	15:31:33.657	
8 -	17.248	20.467	116.5	14.914	109.4	52.629	86.66	0.415	15:32:26.286	
9 -	17.307	20.453	116.1	14.947	108.7	52.707	86.53	0.493	15:33:18.993	
10 -	17.138	20.497	116.7	14.967	108.5	52.602	86.70	0.388	15:34:11.595	
11 -	17.095	20.419	116.9	14.700	109.6	52.214 (1)	87.35		15:35:03.809	

P23 35 S		Jeremy KNIGHT		Honda - Jeremy Knight Racing / SP125						
IDEAL LAP TIME : 56.041		BEST LAP TIME : 56.121		DIFFERENCE : 0.080						
LAP	SECTOR 1	SECTOR 2	SECTOR 3	LAP TIME	MPH	DIFF	TIME OF DAY			
1 -		22.759	104.8	16.279	99.4	1:02.166	73.36	6.045	15:26:25.313	
2 -	18.554	22.156	104.6	16.086	98.6	56.796 (3)	80.30	0.675	15:27:22.109	
3 -	18.668	22.111	106.0	16.584	97.1	57.363	79.51	1.242	15:28:19.472	
4 -	18.314	21.864	103.8	15.943	99.5	56.121 (1)	81.27		15:29:15.593	
5 -	18.600	22.496	103.2	15.867	98.6	56.963	80.07	0.842	15:30:12.556	
6 -	18.310	22.219	104.2	16.106	96.9	56.635 (2)	80.53	0.514	15:31:09.191	
7 -	18.858	22.318	102.7	16.092	97.3	57.268	79.64	1.147	15:32:06.459	

P24 14		Jack NIXON		KTM - Santander Salt						
IDEAL LAP TIME : 52.323		BEST LAP TIME : 52.369		DIFFERENCE : 0.046						
LAP	SECTOR 1	SECTOR 2	SECTOR 3	LAP TIME	MPH	DIFF	TIME OF DAY			
1 -		20.618	114.3	15.304	108.5	56.093	81.31	3.724	15:26:19.240	
2 -	17.338	20.520	115.7	15.070	108.5	52.928	86.17	0.559	15:27:12.168	
3 -	17.343	20.297	114.9	14.927	108.4	52.567 (3)	86.76	0.198	15:28:04.735	
4 -	17.294	20.282	115.1	14.963	108.7	52.539 (2)	86.81	0.170	15:28:57.274	
5 -	17.316	20.331	115.1	14.978	108.2	52.625	86.67	0.256	15:29:49.899	
6 -	17.201	20.231	115.9	14.937	108.9	52.369 (1)	87.09		15:30:42.268	

MCRCB BULLETIN TK163**2019 Bennetts British Superbike Championship - Round 5****2019 HEL Performance British Motostar Championship****RACE 4 - BEST SECTORS**

SECTOR 1			SECTOR 2			SECTOR 3			IDEAL / BEST COMPARISON						
POS	NO	NAME	TIME	NO	NAME	TIME	NO	NAME	TIME	POS	NO	NAME	IDEAL	BEST	DIFF
													PERFECT LAP	51.584	
1	96	PAASCH	16.961	45	SWANN	20.071	1	RODRIGUEZ	14.552	1	45	SWANN	51.869	51.998	0.129
2	11	JONES	17.058	14	NIXON	20.195	96	PAASCH	14.684	2	1	RODRIGUEZ	51.919	51.973	0.054
3	1	RODRIGUEZ	17.062	96	PAASCH	20.280	11	JONES	14.700	3	96	PAASCH	51.925	52.000	0.075
4	45	SWANN	17.078	1	RODRIGUEZ	20.305	45	SWANN	14.720	4	11	JONES	52.170	52.214	0.044
5	70	WHATLEY	17.196	11	JONES	20.412	70	WHATLEY	14.868	5	14	NIXON	52.323	52.369	0.046
6	14	NIXON	17.201	70	WHATLEY	20.571	14	NIXON	14.927	6	70	WHATLEY	52.635	52.733	0.098
7	99	DAVIS	17.263	64	DURHAM	20.613	88	LEIGH	14.990	7	99	DAVIS	53.087	53.304	0.217
8	64	DURHAM	17.305	7	BEST	20.677	99	DAVIS	15.125	8	64	DURHAM	53.091	53.195	0.104
9	7	BEST	17.376	99	DAVIS	20.699	7	BEST	15.142	9	7	BEST	53.195	53.344	0.149
10	19	OGDEN	17.617	71	FARRER	20.865	64	DURHAM	15.173	10	71	FARRER	53.742	53.843	0.101
11	71	FARRER	17.646	72	HORSMAN	20.941	71	FARRER	15.231	11	88	LEIGH	53.812	53.910	0.098
12	88	LEIGH	17.684	16	CLARIDGE	21.012	16	CLARIDGE	15.232	12	72	HORSMAN	53.959	54.059	0.100
13	72	HORSMAN	17.689	19	OGDEN	21.127	19	OGDEN	15.263	13	16	CLARIDGE	53.961	54.123	0.162
14	16	CLARIDGE	17.717	88	LEIGH	21.138	54	BURMAN	15.328	14	19	OGDEN	54.007	54.209	0.202
15	17	BOURNE	17.934	54	BURMAN	21.329	72	HORSMAN	15.329	15	54	BURMAN	54.805	54.999	0.194
16	57	HIATT	18.026	17	BOURNE	21.340	57	HIATT	15.456	16	17	BOURNE	54.834	55.133	0.299
17	37	TINKER	18.107	57	HIATT	21.483	17	BOURNE	15.560	17	57	HIATT	54.965	55.039	0.074
18	54	BURMAN	18.148	77	LYONS	21.498	37	TINKER	15.603	18	37	TINKER	55.360	55.507	0.147
19	22	MAGUIRE	18.299	37	TINKER	21.650	77	LYONS	15.627	19	77	LYONS	55.554	55.581	0.027
20	35	KNIGHT	18.310	22	MAGUIRE	21.755	22	MAGUIRE	15.658	20	22	MAGUIRE	55.712	55.826	0.114
21	66	THOMAS	18.316	66	THOMAS	21.771	66	THOMAS	15.660	21	66	THOMAS	55.747	56.091	0.344
22	56	WILSON	18.367	35	KNIGHT	21.864	41	TINKER	15.794	22	35	KNIGHT	56.041	56.121	0.080
23	77	LYONS	18.429	41	TINKER	21.926	35	KNIGHT	15.867	23	41	TINKER	56.175	56.249	0.074
24	41	TINKER	18.455	56	WILSON	22.123	56	WILSON	15.912	24	56	WILSON	56.402	56.458	0.056

Weather / Track : Cloudy / Dry

Knockhill

Circuit Length = 1.2669 miles

Start: 15:25 Flag 15:41 End: 15:42

Results can be found at www.tsl-timing.com

Printed - 15:46 Saturday, 29 June 2019

MCRCB BULLETIN TK164**2019 Bennetts British Superbike Championship - Round 5****2019 HEL Performance British Motostar Championship****RACE 4 - BEST SPEEDS**

POS	INTERMEDIATE 1			INTERMEDIATE 2			FINISH LINE		
	NO	NAME	MPH	NO	NAME	MPH	NO	NAME	MPH
1				96	PAASCH	116.9	70	WHATLEY	110.7
2				11	JONES	116.9	88	LEIGH	110.1
3				45	SWANN	116.7	1	RODRIGUEZ	109.6
4				70	WHATLEY	116.3	11	JONES	109.6
5				14	NIXON	116.1	54	BURMAN	109.1
6				1	RODRIGUEZ	115.5	14	NIXON	108.9
7				99	DAVIS	114.9	45	SWANN	108.5
8				88	LEIGH	114.5	96	PAASCH	108.4
9				54	BURMAN	113.9	64	DURHAM	108.2
10				64	DURHAM	113.3	99	DAVIS	107.8
11				7	BEST	112.2	7	BEST	106.8
12				71	FARRER	110.5	71	FARRER	103.8
13				72	HORSMAN	109.8	16	CLARIDGE	103.5
14				16	CLARIDGE	109.4	37	TINKER	103.0
15				37	TINKER	108.9	72	HORSMAN	102.7
16				19	OGDEN	108.5	19	OGDEN	102.6
17				56	WILSON	108.2	41	TINKER	102.6
18				57	HIATT	107.5	56	WILSON	102.2
19				41	TINKER	106.8	57	HIATT	101.5
20				17	BOURNE	106.6	77	LYONS	100.7
21				77	LYONS	106.3	17	BOURNE	100.0
22				35	KNIGHT	106.0	35	KNIGHT	99.5
23				22	MAGUIRE	105.8	22	MAGUIRE	98.9
24				66	THOMAS	104.8	66	THOMAS	98.8

Weather / Track : Cloudy / Dry

Results can be found at www.tsl-timing.comKnockhill
Circuit Length = 1.2669 miles
Start: 15:25 Flag 15:41 End: 15:42

Printed - 15:46 Saturday, 29 June 2019

MCRCB BULLETIN TK165

2019 Bennetts British Superbike Championship - Round 5

2019 HEL Performance British Motostar Championship

RACE 4 - STATISTICS

Competitors Started 24
Planned Start 2019-06-29 @ 15:25:00.000
Actual Start 2019-06-29 @ 15:25:23.146
Finish Time 2019-06-29 @ 15:41:09.130
Track Length 1.2669mi.
Total Laps 390
Total Distance Covered 494.1205mi.

Session Fastest Lap History

NO	CL	NAME	LAP TIME	TIME OF DAY	LAP	VEHICLE
1		Victor RODRIGUEZ	52.666	15:27:11.071	2	DR Moto
96		Brandon PAASCH	52.486	15:27:11.233	2	KTM
1		Victor RODRIGUEZ	52.264	15:28:03.335	3	DR Moto
11		Dan JONES	52.253	15:28:56.068	4	KTM
11		Dan JONES	52.214	15:35:03.823	11	KTM
96		Brandon PAASCH	52.168	15:36:48.771	13	KTM
45		Scott SWANN	52.151	15:37:41.134	14	IFS KTM
1		Victor RODRIGUEZ	52.022	15:39:25.146	16	DR Moto
96		Brandon PAASCH	52.000	15:39:25.524	16	KTM
45		Scott SWANN	51.998	15:39:25.708	16	IFS KTM
1		Victor RODRIGUEZ	51.973	15:40:17.118	17	DR Moto

Session Leader History

NO	CL	NAME	FROM LAP	LAPS LED	DISTANCE	VEHICLE
1		Victor RODRIGUEZ	1	18	22.80 miles	DR Moto

Flag History

TYPE	TIME OF DAY
GREEN	15:25:23.146
FINISH	15:41:09.130

Flag Statistics

TYPE	COUNT	TOTAL LAPS	TOTAL TIME
Green	1	18	16:59.054
Red	0	0	0.000
Safety Car	0	0	0.000
FCY	0	0	0.000

Weather / Track : Cloudy / Dry

These results are provisional until the conclusion of any judicial and technical matters.

Knockhill

Circuit Length = 1.2669 miles

Start: 15:25 Flag 15:41 End: 15:42

Race Director :	Stewards :	Timekeeper :
-----------------	------------	--------------

MCRCB BULLETIN TK165

2019 Bennetts British Superbike Championship - Round 5

2019 HEL Performance British Motostar Championship

RACE 4 - STATISTICS

CLASS :

12 Starters

Fastest Lap History

NO	NAME	LAP TIME	TIME OF DAY	LAP	VEHICLE
1	Victor RODRIGUEZ	52.666	15:27:11.071	2	DR Moto
96	Brandon PAASCH	52.486	15:27:11.233	2	KTM
1	Victor RODRIGUEZ	52.264	15:28:03.335	3	DR Moto
11	Dan JONES	52.253	15:28:56.068	4	KTM
11	Dan JONES	52.214	15:35:03.823	11	KTM
96	Brandon PAASCH	52.168	15:36:48.771	13	KTM
45	Scott SWANN	52.151	15:37:41.134	14	IFS KTM
1	Victor RODRIGUEZ	52.022	15:39:25.146	16	DR Moto
96	Brandon PAASCH	52.000	15:39:25.524	16	KTM
45	Scott SWANN	51.998	15:39:25.708	16	IFS KTM
1	Victor RODRIGUEZ	51.973	15:40:17.118	17	DR Moto

Leader History

NO	NAME	FROM LAP	LAPS LED	DISTANCE	VEHICLE
1	Victor RODRIGUEZ	1	18	22.80 miles	DR Moto

Weather / Track : Cloudy / Dry

These results are provisional until the conclusion of any judicial and technical matters.

Knockhill

Circuit Length = 1.2669 miles

Start: 15:25 Flag 15:41 End: 15:42

Race Director :	Stewards :	Timekeeper :
-----------------	------------	--------------

MCRCB BULLETIN TK165

2019 Bennetts British Superbike Championship - Round 5

2019 HEL Performance British Motostar Championship

RACE 4 - STATISTICS

CLASS : S

12 Starters

Fastest Lap History

NO	NAME	LAP TIME	TIME OF DAY	LAP	VEHICLE
19	Scott OGDEN	55.573	15:27:16.993	2	Honda
72	Cameron HORSMAN	55.029	15:27:17.170	2	Honda
71	Charlie FARRER	54.959	15:27:17.362	2	Honda
72	Cameron HORSMAN	54.526	15:28:11.696	3	Honda
19	Scott OGDEN	54.409	15:30:00.745	5	Honda
72	Cameron HORSMAN	54.386	15:30:01.026	5	Honda
16	Harvey CLARIDGE	54.356	15:30:01.197	5	Honda
71	Charlie FARRER	54.310	15:30:55.842	6	Honda
72	Cameron HORSMAN	54.283	15:32:44.088	8	Honda
16	Harvey CLARIDGE	54.266	15:32:44.338	8	Honda
71	Charlie FARRER	54.212	15:32:44.522	8	Honda
72	Cameron HORSMAN	54.201	15:34:32.803	10	Honda
16	Harvey CLARIDGE	54.160	15:34:32.945	10	Honda
71	Charlie FARRER	54.112	15:34:33.107	10	Honda
71	Charlie FARRER	53.843	15:37:15.406	13	Honda

Leader History

NO	NAME	FROM LAP	LAPS LED	DISTANCE	VEHICLE
19	Scott OGDEN	1	2	2.53 miles	Honda
72	Cameron HORSMAN	3	1	1.26 miles	Honda
19	Scott OGDEN	4	10	12.66 miles	Honda
72	Cameron HORSMAN	14	5	6.33 miles	Honda

Weather / Track : Cloudy / Dry

These results are provisional until the conclusion of any judicial and technical matters.

Knockhill

Circuit Length = 1.2669 miles

Start: 15:25 Flag 15:41 End: 15:42

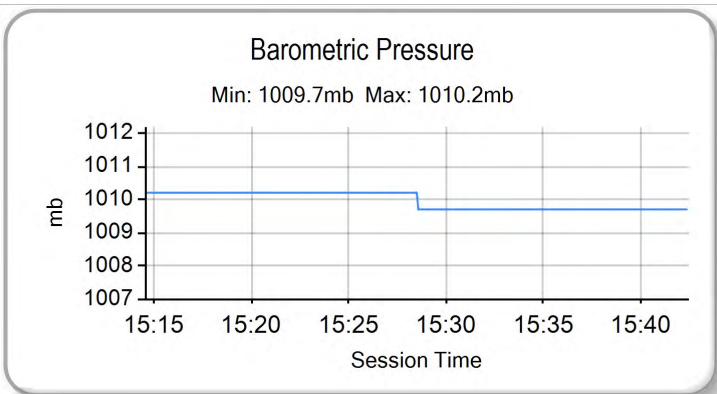
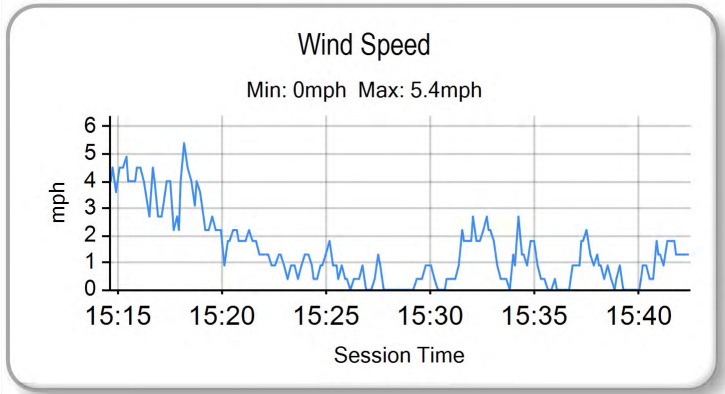
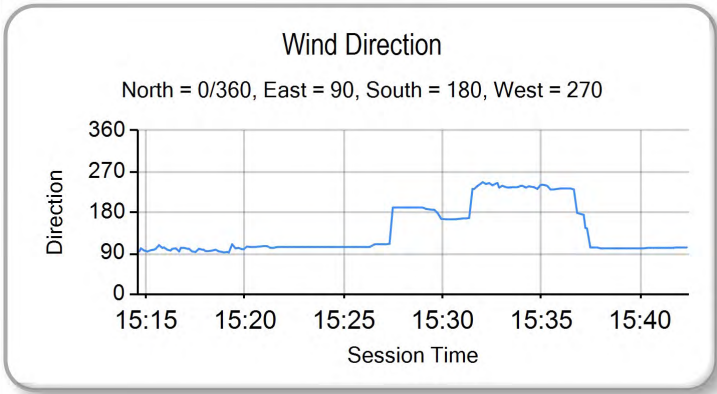
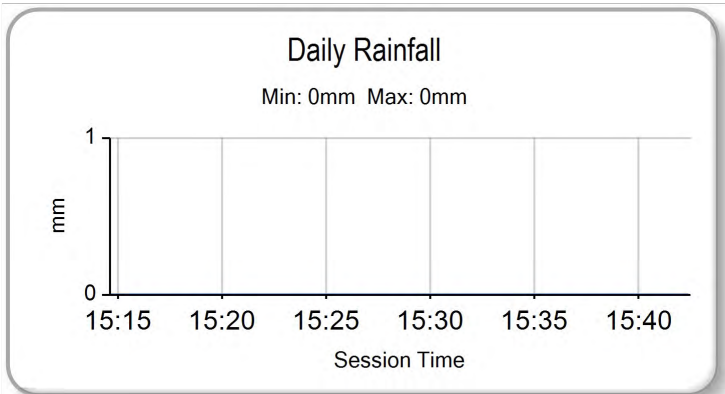
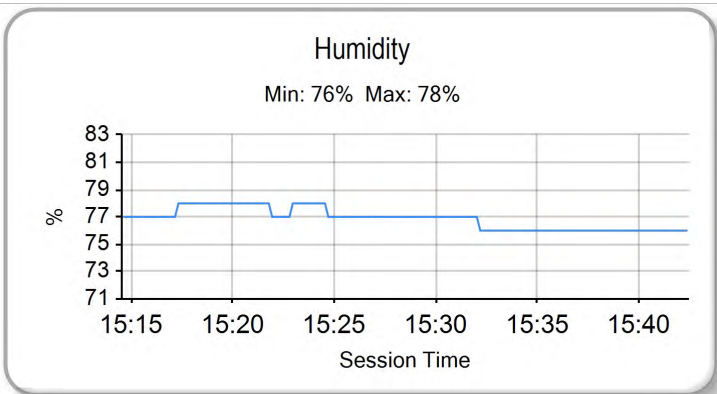
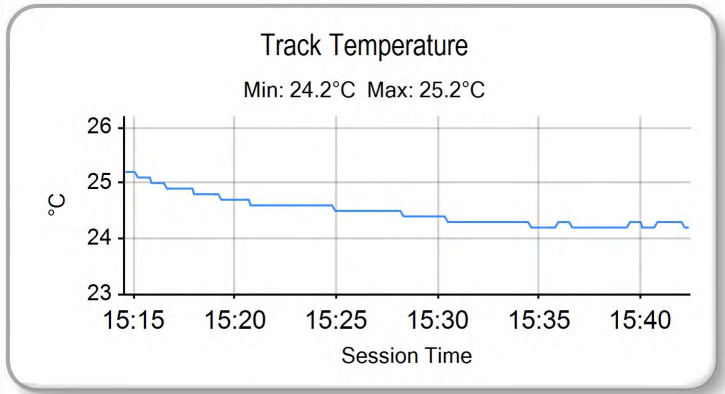
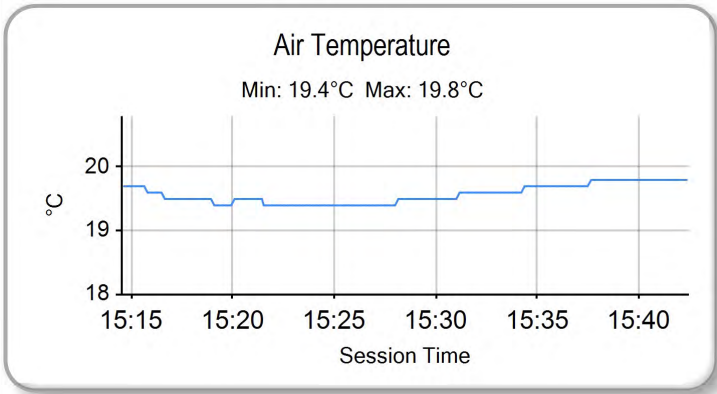
Race Director :	Stewards :	Timekeeper :
-----------------	------------	--------------

MCRCB BULLETIN TK166

2019 Bennetts British Superbike Championship - Round 5

2019 HEL Performance British Motostar Championship

RACE 4 - WEATHER CONDITIONS



Weather / Track : Cloudy / Dry

Results can be found at www.tsl-timing.com

Knockhill
Circuit Length = 1.2669 miles
Start: 15:25 Flag 15:41 End: 15:42

Printed - 15:47 Saturday, 29 June 2019



ROW 8	24	56	Bradley WILSON	56.458	23	41	Kyal TINKER	56.249	22	35	Jeremy KNIGHT	56.121				
ROW 7					21	66	Annabel THOMAS	56.091	20	22	Ross MAGUIRE	55.826	19	77	Jamie LYONS	55.581
ROW 6	18	37	Corey TINKER	55.507	17	17	Franco BOURNE	55.133	16	57	Josh HIATT	55.039				
ROW 5					15	54	Sam BURMAN	54.999	14	19	Scott OGDEN	54.209	13	16	Harvey CLARIDGE	54.123
ROW 4	12	72	Cameron HORSMAN	54.059	11	88	Harry LEIGH	53.910	10	71	Charlie FARRER	53.843				
ROW 3					9	7	Edmund BEST	53.344	8	99	Jamie DAVIS	53.304	7	64	Asher DURHAM	53.195
ROW 2	6	70	Joshua WHATLEY	52.733	5	14	Jack NIXON	52.369	4	11	Dan JONES	52.214				
ROW 1					3	96	Brandon PAASCH	52.000	2	45	Scott SWANN	51.998	1	1	Victor RODRIGUEZ	51.973
																Pole

Knockhill
Circuit Length = 1.2669 miles

These results are provisional until the conclusion of any judicial and technical matters.

Race Director :	Stewards :	Timekeeper :
-----------------	------------	--------------

Results can be found at www.britishsuperbike.com

Printed - 15:49 Saturday, 29 June 2019



MCRCB BULLETIN TK214**2019 Bennetts British Superbike Championship - Round 5****2019 HEL Performance British Motostar Championship****WARM UP - CLASSIFICATION**

POS	NO	CL	PIC NAME	NAT	ENTRY	TIME	ON	LAPS	GAP	DIFF	MPH
1	1		1 Victor RODRIGUEZ	ESP	DR Moto - GA Competition	1:00.472	3	3			75.42
2	11		2 Dan JONES	GBR	KTM - City Lifting/RS Racing	1:01.470	3	3	0.998	0.998	74.20
3	45		3 Scott SWANN	GBR	IFS KTM - IFS Team Swann Racing	1:01.475	4	4	1.003	0.005	74.19
4	70		4 Joshua WHATLEY	GBR	KTM - KRP	1:01.645	3	3	1.173	0.170	73.98
5	72	S	1 Cameron HORSMAN	GBR	Honda - Nova Racing/SP 125	1:02.843	3	3	2.371	1.198	72.57
6	14		5 Jack NIXON	GBR	KTM - Santander Salt	1:03.244	2	2	2.772	0.401	72.11
7	64		6 Asher DURHAM	GBR	Mahindra - Microlise Cresswell Racing	1:03.460	3	3	2.988	0.216	71.87
8	77	S	2 Jamie LYONS	GBR	Honda - C&M Motors Ltd Racing	1:04.226	3	3	3.754	0.766	71.01
9	22	S	3 Ross MAGUIRE	GBR	Honda - Stiggy Motorsport	1:04.439	6	6	3.967	0.213	70.78
10	71	S	4 Charlie FARRER	GBR	Honda - Banks Racing/MotoEngineering	1:05.734	4	4	5.262	1.295	69.38
11	16	S	5 Harvey CLARIDGE	GBR	Honda - Nova Racing/SP 125	1:05.833	3	3	5.361	0.099	69.28
12	17	S	6 Franco BOURNE	GBR	Honda - Franco Bourne / SP125	1:06.283	3	3	5.811	0.450	68.81
13	37	S	7 Corey TINKER	GBR	Honda - Microlise Cresswell Racing	1:10.916	2	2	10.444	4.633	64.31
14	41	S	8 Kyal TINKER	GBR	Honda - Microlise Cresswell Racing	1:13.862	2	2	13.390	2.946	61.75
15	56		7 Bradley WILSON	GBR	Honda - B.Wilson Racing			1			

Weather / Track : Rain / Wet

These results are provisional until the conclusion of any judicial and technical matters.

Knockhill

Circuit Length = 1.2669 miles

Start: 09:40 Flag 09:48 End: 09:49

Race Director :	Stewards :	Timekeeper :
-----------------	------------	--------------

Results can be found at www.britishsuperbike.com

Printed - 09:49 Sunday, 30 June 2019

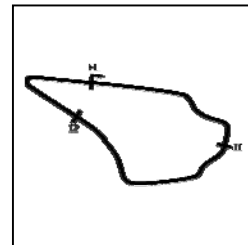


MCRCB BULLETIN TK215

2019 Bennetts British Superbike Championship - Round 5

2019 HEL Performance British Motostar Championship

WARM UP - SECTOR ANALYSIS



SECTOR 1 = FL to I1, SECTOR 2 = I1 to I2, SECTOR 3 = I2 to FL, DIFF = Difference To Personal Best Lap, P = Crossed Finish Line in Pit Lane, D = Time Disallowed

P1		1		Victor RODRIGUEZ		DR Moto - GA Competition			
IDEAL LAP TIME : 1:00.298		BEST LAP TIME : 1:00.472		DIFFERENCE : 0.174					
LAP	SECTOR 1	SECTOR 2		SECTOR 3		LAP TIME	MPH	DIFF	TIME OF DAY
1 -	OUTLAP	26.464	108.9	17.119	108.7				09:46:55.119
2 -	20.480	24.089	111.8	16.810	108.2	1:01.379 (2)	74.31	0.907	09:47:56.498
3 -	19.681	24.263	111.4	16.528	107.7	1:00.472 (1)	75.42		09:48:56.970

P2		11		Dan JONES		KTM - City Lifting/RS Racing			
IDEAL LAP TIME : 1:01.470		BEST LAP TIME : 1:01.470		DIFFERENCE : 0.000					
LAP	SECTOR 1	SECTOR 2		SECTOR 3		LAP TIME	MPH	DIFF	TIME OF DAY
1 -	OUTLAP	25.604	110.1	18.049	102.9				09:46:32.402
2 -	21.333	24.809	111.2	16.799	108.2	1:02.941 (2)	72.46	1.471	09:47:35.343
3 -	20.551	24.213	111.6	16.706	108.2	1:01.470 (1)	74.20		09:48:36.813

P3		45		Scott SWANN		IFS KTM - IFS Team Swann Racing			
IDEAL LAP TIME : 1:01.256		BEST LAP TIME : 1:01.475		DIFFERENCE : 0.219					
LAP	SECTOR 1	SECTOR 2		SECTOR 3		LAP TIME	MPH	DIFF	TIME OF DAY
1 -	OUTLAP	26.050	101.5	17.733	104.3				09:45:03.098
2 -	20.706	24.307	105.8	17.465	105.8	1:02.478 (3)	73.00	1.003	09:46:05.576
3 -	20.533	23.767	107.8	17.362	106.1	1:01.662 (2)	73.96	0.187	09:47:07.238
4 -	20.151	23.986	109.8	17.338	106.3	1:01.475 (1)	74.19		09:48:08.713

P4		70		Joshua WHATLEY		KTM - KRP			
IDEAL LAP TIME : 1:01.645		BEST LAP TIME : 1:01.645		DIFFERENCE : 0.000					
LAP	SECTOR 1	SECTOR 2		SECTOR 3		LAP TIME	MPH	DIFF	TIME OF DAY
1 -	OUTLAP	27.162	103.4	18.039	106.8				09:46:52.456
2 -	20.726	25.230	107.7	17.571	106.8	1:03.527 (2)	71.79	1.882	09:47:55.983
3 -	20.041	24.718	110.7	16.886	108.7	1:01.645 (1)	73.98		09:48:57.628

P5		72 S		Cameron HORSMAN		Honda - Nova Racing/SP 125			
IDEAL LAP TIME : 1:02.843		BEST LAP TIME : 1:02.843		DIFFERENCE : 0.000					
LAP	SECTOR 1	SECTOR 2		SECTOR 3		LAP TIME	MPH	DIFF	TIME OF DAY
1 -	OUTLAP	25.655	102.4	17.868	100.1				09:46:34.275
2 -	20.840	25.134	102.2	17.651	100.1	1:03.625 (2)	71.68	0.782	09:47:37.900
3 -	20.612	24.856	102.1	17.375	99.8	1:02.843 (1)	72.57		09:48:40.743

P6		14		Jack NIXON		KTM - Santander Salt			
IDEAL LAP TIME : 1:03.244		BEST LAP TIME : 1:03.244		DIFFERENCE : 0.000					
LAP	SECTOR 1	SECTOR 2		SECTOR 3		LAP TIME	MPH	DIFF	TIME OF DAY
1 -	OUTLAP	25.779	105.5	18.838	105.1				09:47:28.439
2 -	21.337	24.418	108.2	17.489	106.8	1:03.244 (1)	72.11		09:48:31.683

P7		64		Asher DURHAM		Mahindra - Microlise Cresswell Racing			
IDEAL LAP TIME : 1:03.460		BEST LAP TIME : 1:03.460		DIFFERENCE : 0.000					
LAP	SECTOR 1	SECTOR 2		SECTOR 3		LAP TIME	MPH	DIFF	TIME OF DAY
1 -	OUTLAP	25.760	107.7	18.529	104.0				09:46:16.752
2 -	21.434	25.084	107.8	17.834	104.2	1:04.352 (2)	70.87	0.892	09:47:21.104
3 -	21.245	24.593	108.2	17.622	105.5	1:03.460 (1)	71.87		09:48:24.564

P8		77 S		Jamie LYONS		Honda - C&M Motors Ltd Racing			
IDEAL LAP TIME : 1:04.226		BEST LAP TIME : 1:04.226		DIFFERENCE : 0.000					
LAP	SECTOR 1	SECTOR 2		SECTOR 3		LAP TIME	MPH	DIFF	TIME OF DAY
1 -	OUTLAP	26.558	97.3	19.053	96.2				09:46:25.553
2 -	21.879	25.964	97.6	18.554	97.3	1:06.397 (2)	68.69	2.171	09:47:31.950
3 -	21.295	25.041	98.9	17.890	97.6	1:04.226 (1)	71.01		09:48:36.176

Weather / Track : Rain / Wet

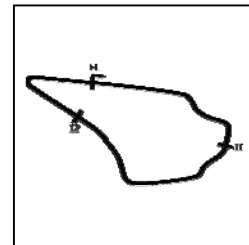
Knockhill
Circuit Length = 1.2669 miles
Start: 09:40 Flag 09:48 End: 09:49

MCRCB BULLETIN TK215

2019 Bennetts British Superbike Championship - Round 5

2019 HEL Performance British Motostar Championship

WARM UP - SECTOR ANALYSIS



SECTOR 1 = FL to I1, SECTOR 2 = I1 to I2, SECTOR 3 = I2 to FL, DIFF = Difference To Personal Best Lap, P = Crossed Finish Line in Pit Lane, D = Time Disallowed

P9 22 S		Ross MAGUIRE		Honda - Stiggy Motorsport					
IDEAL LAP TIME : 1:03.742		BEST LAP TIME : 1:04.439		DIFFERENCE : 0.697					
LAP	SECTOR 1	SECTOR 2		SECTOR 3		LAP TIME	MPH	DIFF	TIME OF DAY
1 -	OUTLAP	27.851	95.1	19.369	94.9				09:42:41.577
2 -	22.264	26.178	98.9	18.021	97.2	1:06.463	68.62	2.024	09:43:48.040
3 -	21.365	25.735	98.3	17.850	97.1	1:04.950 (3)	70.22	0.511	09:44:52.990
4 -	21.441	25.279	99.8	17.911	97.8	1:04.631 (2)	70.57	0.192	09:45:57.621
5 -	22.173	27.471	100.1	17.612	97.9	1:07.256	67.81	2.817	09:47:04.877
6 -	21.280	24.850	99.2	18.309	96.1	1:04.439 (1)	70.78		09:48:09.316

P10 71 S		Charlie FARRER		Honda - Banks Racing/MotoEngineering					
IDEAL LAP TIME : 1:04.648		BEST LAP TIME : 1:05.734		DIFFERENCE : 1.086					
LAP	SECTOR 1	SECTOR 2		SECTOR 3		LAP TIME	MPH	DIFF	TIME OF DAY
1 -	OUTLAP	29.372	93.0	19.360	98.6				09:44:48.146
2 -	23.812	27.101	101.2	17.908	101.2	1:08.821 (3)	66.27	3.087	09:45:56.967
3 -	23.057	26.827	102.9	17.321	101.0	1:07.205 (2)	67.86	1.471	09:47:04.172
4 -	22.159	25.168	104.6	18.407	100.6	1:05.734 (1)	69.38		09:48:09.906

P11 16 S		Harvey CLARIDGE		Honda - Nova Racing/SP 125					
IDEAL LAP TIME : 1:05.773		BEST LAP TIME : 1:05.833		DIFFERENCE : 0.060					
LAP	SECTOR 1	SECTOR 2		SECTOR 3		LAP TIME	MPH	DIFF	TIME OF DAY
1 -	OUTLAP	27.415	98.3	18.821	97.5				09:46:05.467
2 -	22.029	25.887	100.9	18.294	99.4	1:06.210 (2)	68.88	0.377	09:47:11.677
3 -	21.904	25.575	101.3	18.354	97.9	1:05.833 (1)	69.28		09:48:17.510

P12 17 S		Franco BOURNE		Honda - Franco Bourne / SP125					
IDEAL LAP TIME : 1:06.250		BEST LAP TIME : 1:06.283		DIFFERENCE : 0.033					
LAP	SECTOR 1	SECTOR 2		SECTOR 3		LAP TIME	MPH	DIFF	TIME OF DAY
1 -	OUTLAP	28.101	97.5	19.056	96.1				09:46:55.196
2 -	22.198	26.365	98.9	18.080	97.1	1:06.643 (2)	68.44	0.360	09:48:01.839
3 -	22.131	26.039	98.2	18.113	97.1	1:06.283 (1)	68.81		09:49:08.122

P13 37 S		Corey TINKER		Honda - Microlise Cresswell Racing					
IDEAL LAP TIME : 1:10.355		BEST LAP TIME : 1:10.916		DIFFERENCE : 0.561					
LAP	SECTOR 1	SECTOR 2		SECTOR 3		LAP TIME	MPH	DIFF	TIME OF DAY
1 -	OUTLAP	29.383	97.5	19.499	99.4				09:46:58.943
2 -	23.528	27.328	98.1	20.060	99.1	1:10.916 (1)	64.31		09:48:09.859

P14 41 S		Kyal TINKER		Honda - Microlise Cresswell Racing					
IDEAL LAP TIME : 1:13.862		BEST LAP TIME : 1:13.862		DIFFERENCE : 0.000					
LAP	SECTOR 1	SECTOR 2		SECTOR 3		LAP TIME	MPH	DIFF	TIME OF DAY
1 -	OUTLAP	30.585	96.4	20.630	96.5				09:47:09.903
2 -	24.648	28.981	95.5	20.233	97.2	1:13.862 (1)	61.75		09:48:23.765

P15 56		Bradley WILSON		Honda - B.Wilson Racing					
IDEAL LAP TIME :		BEST LAP TIME :		DIFFERENCE :					
LAP	SECTOR 1	SECTOR 2		SECTOR 3		LAP TIME	MPH	DIFF	TIME OF DAY
1 -	OUTLAP	28.969	97.8	20.616	96.9				09:48:52.678

Weather / Track : Rain / Wet

Knockhill
Circuit Length = 1.2669 miles
Start: 09:40 Flag 09:48 End: 09:49

MCRCB BULLETIN TK216

2019 Bennetts British Superbike Championship - Round 5

2019 HEL Performance British Motostar Championship

WARM UP - BEST SECTORS

SECTOR 1			SECTOR 2			SECTOR 3			IDEAL / BEST COMPARISON						
POS	NO	NAME	TIME	NO	NAME	TIME	NO	NAME	TIME	POS	NO	NAME	IDEAL	BEST	DIFF
													PERFECT LAP	59.976	
1	1	RODRIGUEZ	19.681	45	SWANN	23.767	1	RODRIGUEZ	16.528	1	1	RODRIGUEZ	1:00.298	1:00.472	0.174
2	70	WHATLEY	20.041	1	RODRIGUEZ	24.089	11	JONES	16.706	2	45	SWANN	1:01.256	1:01.475	0.219
3	45	SWANN	20.151	11	JONES	24.213	70	WHATLEY	16.886	3	11	JONES	1:01.470	1:01.470	0.000
4	11	JONES	20.551	14	NIXON	24.418	71	FARRER	17.321	4	70	WHATLEY	1:01.645	1:01.645	0.000
5	72	HORSMAN	20.612	64	DURHAM	24.593	45	SWANN	17.338	5	72	HORSMAN	1:02.843	1:02.843	0.000
6	64	DURHAM	21.245	70	WHATLEY	24.718	72	HORSMAN	17.375	6	14	NIXON	1:03.244	1:03.244	0.000
7	22	MAGUIRE	21.280	22	MAGUIRE	24.850	14	NIXON	17.489	7	64	DURHAM	1:03.460	1:03.460	0.000
8	77	LYONS	21.295	72	HORSMAN	24.856	22	MAGUIRE	17.612	8	22	MAGUIRE	1:03.742	1:04.439	0.697
9	14	NIXON	21.337	77	LYONS	25.041	64	DURHAM	17.622	9	77	LYONS	1:04.226	1:04.226	0.000
10	16	CLARIDGE	21.904	71	FARRER	25.168	77	LYONS	17.890	10	71	FARRER	1:04.648	1:05.734	1.086
11	17	BOURNE	22.131	16	CLARIDGE	25.575	17	BOURNE	18.080	11	16	CLARIDGE	1:05.773	1:05.833	0.060
12	71	FARRER	22.159	17	BOURNE	26.039	16	CLARIDGE	18.294	12	17	BOURNE	1:06.250	1:06.283	0.033
13	37	TINKER	23.528	37	TINKER	27.328	37	TINKER	19.499	13	37	TINKER	1:10.355	1:10.916	0.561
14	41	TINKER	24.648	56	WILSON	28.969	41	TINKER	20.233	14	41	TINKER	1:13.862	1:13.862	0.000
15				41	TINKER	28.981	56	WILSON	20.616	15	56	WILSON			

Weather / Track : Rain / Wet

Results can be found at www.tsl-timing.com

Knockhill
 Circuit Length = 1.2669 miles
 Start: 09:40 Flag 09:48 End: 09:49

Printed - 09:51 Sunday, 30 June 2019

MCRCB BULLETIN TK217**2019 Bennetts British Superbike Championship - Round 5****2019 HEL Performance British Motostar Championship****WARM UP - BEST SPEEDS**

POS	INTERMEDIATE 1			INTERMEDIATE 2			FINISH LINE		
	NO	NAME	MPH	NO	NAME	MPH	NO	NAME	MPH
1				1	RODRIGUEZ	111.8	1	RODRIGUEZ	108.7
2				11	JONES	111.6	70	WHATLEY	108.7
3				70	WHATLEY	110.7	11	JONES	108.2
4				45	SWANN	109.8	14	NIXON	106.8
5				14	NIXON	108.2	45	SWANN	106.3
6				64	DURHAM	108.2	64	DURHAM	105.5
7				71	FARRER	104.6	71	FARRER	101.2
8				72	HORSMAN	102.4	72	HORSMAN	100.1
9				16	CLARIDGE	101.3	16	CLARIDGE	99.4
10				22	MAGUIRE	100.1	37	TINKER	99.4
11				77	LYONS	98.9	22	MAGUIRE	97.9
12				17	BOURNE	98.9	77	LYONS	97.6
13				37	TINKER	98.1	41	TINKER	97.2
14				56	WILSON	97.8	17	BOURNE	97.1
15				41	TINKER	96.4	56	WILSON	96.9

Weather / Track : Rain / Wet**Results can be found at www.tsl-timing.com**

Knockhill

Circuit Length = 1.2669 miles

Start: 09:40 Flag 09:48 End: 09:49

Printed - 09:51 Sunday, 30 June 2019

MCRCB BULLETIN TK218

2019 Bennetts British Superbike Championship - Round 5

2019 HEL Performance British Motostar Championship

WARM UP - STATISTICS

Competitors Started 15
Planned Start 2019-06-30 @ 09:40:00.000
Actual Start 2019-06-30 @ 09:40:01.048
Finish Time 2019-06-30 @ 09:48:08.712
Track Length 1.2669mi.
Total Laps 45
Total Distance Covered 57.0139mi.

Session Fastest Lap History

NO	CL	NAME	LAP TIME	TIME OF DAY	LAP	VEHICLE
22	S	Ross MAGUIRE	1:06.463	09:43:48.063	2	Honda
22	S	Ross MAGUIRE	1:04.950	09:44:53.014	3	Honda
22	S	Ross MAGUIRE	1:04.631	09:45:57.644	4	Honda
45		Scott SWANN	1:02.478	09:46:05.576	2	IFS KTM
45		Scott SWANN	1:01.662	09:47:07.259	3	IFS KTM
1		Victor RODRIGUEZ	1:01.379	09:47:56.520	2	DR Moto
1		Victor RODRIGUEZ	1:00.472	09:48:56.992	3	DR Moto

Flag History

TYPE	TIME OF DAY
GREEN	09:40:01.048
FINISH	09:48:08.712

Flag Statistics

TYPE	COUNT	TOTAL LAPS	TOTAL TIME
Green	1	6	9:24.055
Red	0	0	0.000
Safety Car	0	0	0.000
FCY	0	0	0.000

Weather / Track : Rain / Wet

These results are provisional until the conclusion of any judicial and technical matters.

Knockhill

Circuit Length = 1.2669 miles

Start: 09:40 Flag 09:48 End: 09:49

Race Director :	Stewards :	Timekeeper :
-----------------	------------	--------------

MCRCB BULLETIN TK218

2019 Bennetts British Superbike Championship - Round 5

2019 HEL Performance British Motostar Championship

WARM UP - STATISTICS

CLASS :

7 Starters

Fastest Lap History

NO	NAME	LAP TIME	TIME OF DAY	LAP	VEHICLE
45	Scott SWANN	1:02.478	09:46:05.576	2	IFS KTM
45	Scott SWANN	1:01.662	09:47:07.259	3	IFS KTM
1	Victor RODRIGUEZ	1:01.379	09:47:56.520	2	DR Moto
1	Victor RODRIGUEZ	1:00.472	09:48:56.992	3	DR Moto

Weather / Track : Rain / Wet

These results are provisional until the conclusion of any judicial and technical matters.

Knockhill

Circuit Length = 1.2669 miles

Start: 09:40 Flag 09:48 End: 09:49

Race Director :	Stewards :	Timekeeper :
-----------------	------------	--------------

MCRCB BULLETIN TK218

2019 Bennetts British Superbike Championship - Round 5

2019 HEL Performance British Motostar Championship

WARM UP - STATISTICS

CLASS : S

8 Starters

Fastest Lap History

NO	NAME	LAP TIME	TIME OF DAY	LAP	VEHICLE
22	Ross MAGUIRE	1:06.463	09:43:48.063	2	Honda
22	Ross MAGUIRE	1:04.950	09:44:53.014	3	Honda
22	Ross MAGUIRE	1:04.631	09:45:57.644	4	Honda
72	Cameron HORSMAN	1:03.625	09:47:37.922	2	Honda
72	Cameron HORSMAN	1:02.843	09:48:40.765	3	Honda

Weather / Track : Rain / Wet

These results are provisional until the conclusion of any judicial and technical matters.

Knockhill

Circuit Length = 1.2669 miles

Start: 09:40 Flag 09:48 End: 09:49

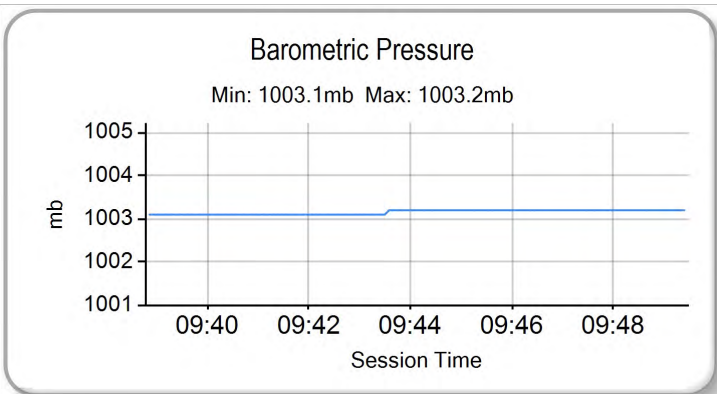
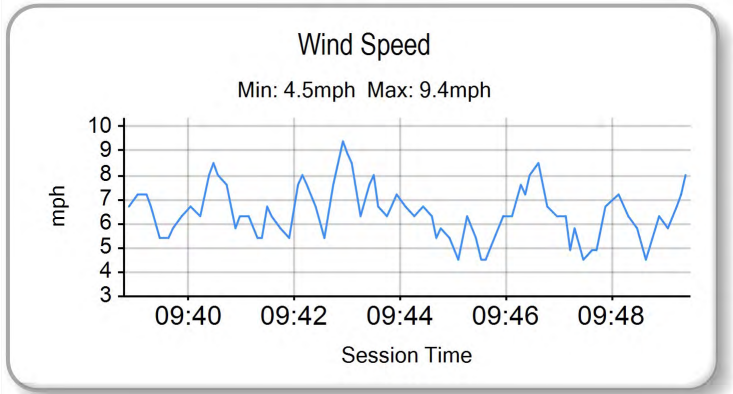
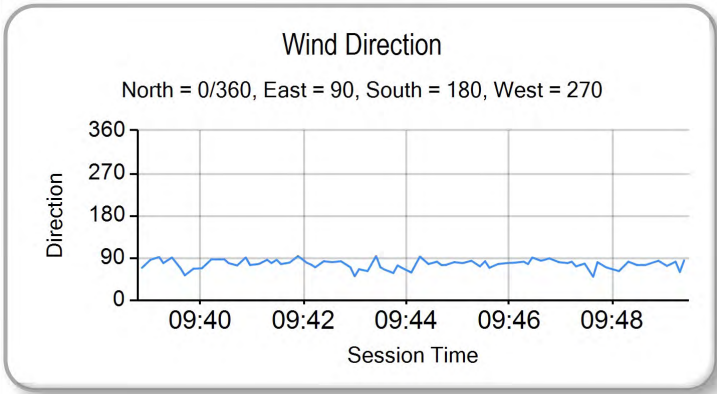
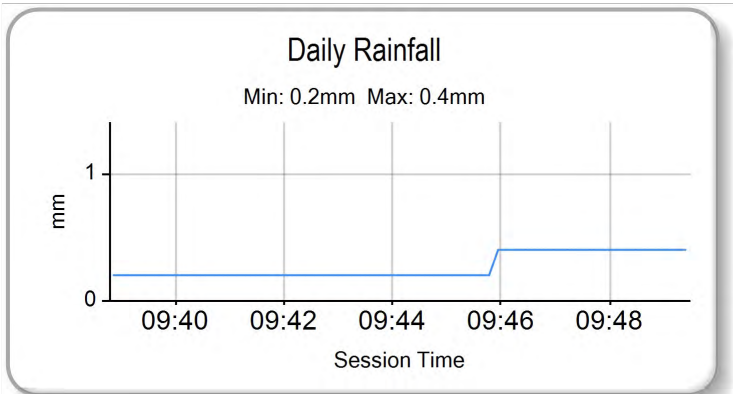
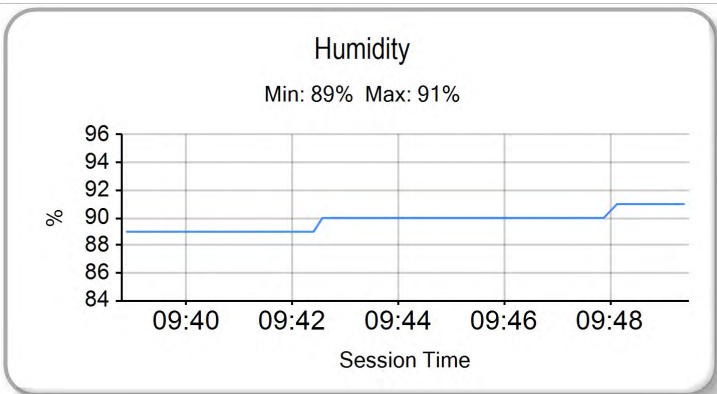
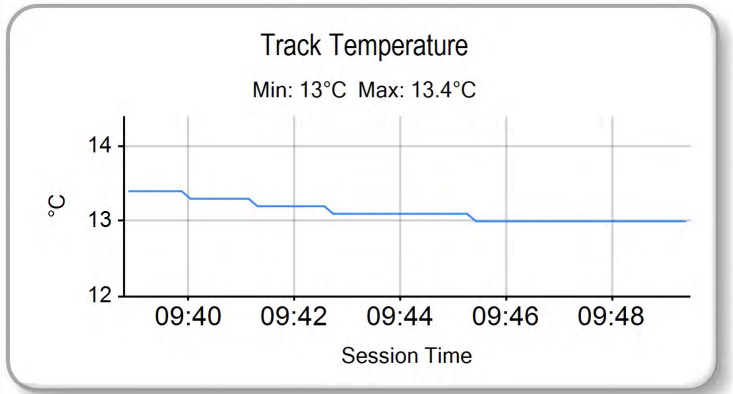
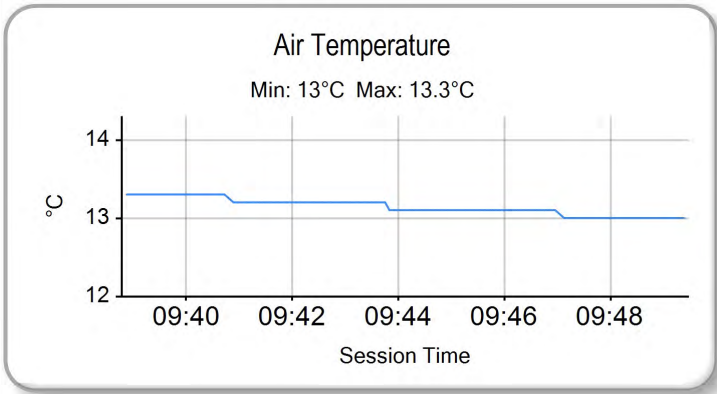
Race Director :	Stewards :	Timekeeper :
-----------------	------------	--------------

MCRCB BULLETIN TK219

2019 Bennetts British Superbike Championship - Round 5

2019 HEL Performance British Motostar Championship

WARM UP - WEATHER CONDITIONS



Weather / Track : Rain / Wet

Results can be found at www.tsl-timing.com

Knockhill
Circuit Length = 1.2669 miles
Start: 09:40 Flag 09:48 End: 09:49

Printed - 09:52 Sunday, 30 June 2019



ROW 8	23	56	Bradley WILSON	56.458	22	41	Kyal TINKER	56.249				
ROW 7	21	66	Annabel THOMAS	56.091	20	22	Ross MAGUIRE	55.826	19	77	Jamie LYONS	55.581
ROW 6	18	37	Corey TINKER	55.507	17	17	Franco BOURNE	55.133	16	57	Josh HIATT	55.039
ROW 5	15	54	Sam BURMAN	54.999	14	19	Scott OGDEN	54.209	13	16	Harvey CLARIDGE	54.123
ROW 4	12	72	Cameron HORSMAN	54.059	11	88	Harry LEIGH	53.910	10	71	Charlie FARRER	53.843
ROW 3	9	7	Edmund BEST	53.344	8	99	Jamie DAVIS	53.304	7	64	Asher DURHAM	53.195
ROW 2	6	70	Joshua WHATLEY	52.733	5	14	Jack NIXON	52.369	4	11	Dan JONES	52.214
ROW 1	3	96	Brandon PAASCH	52.000	2	45	Scott SWANN	51.998	1	1	Victor RODRIGUEZ	51.973
Pole												

Knockhill
Circuit Length = 1.2669 miles

These results are provisional until the conclusion of any judicial and technical matters.

Race Director :	Stewards :	Timekeeper :
-----------------	------------	--------------

Results can be found at www.britishsuperbike.com

Printed - 09:51 Sunday, 30 June 2019





POS	NO	CL	PIC NAME	NAT	ENTRY	LAPS	TIME	GAP	DIFF	MPH	BEST	ON
1	1		1 Victor RODRIGUEZ	ESP	DR Moto - GA Competition	14	12:27.398			85.43	52.867	12
2	45		2 Scott SWANN	GBR	IFS KTM - IFS Team Swann Racing	14	12:28.816	1.418	1.418	85.27	52.623	10
3	70		3 Joshua WHATLEY	GBR	KTM - KRP	14	12:31.444	4.046	2.628	84.97	53.055	7
4	7		4 Edmund BEST	GBR	KTM - SymCirrus Motorsport	14	12:43.215	15.817	11.771	83.66	53.377	10
5	64		5 Asher DURHAM	GBR	Mahindra - Microlise Cresswell Racing	14	12:51.172	23.774	7.957	82.80	54.261	8
6	99		6 Jamie DAVIS	GBR	KTM - FPW Racing	14	12:51.754	24.356	0.582	82.74	54.101	10
7	88		7 Harry LEIGH	GBR	KTM - SymCirrus Motorsport	14	12:52.004	24.606	0.250	82.71	54.213	10
8	16	S	1 Harvey CLARIDGE	GBR	Honda - Nova Racing/SP 125	14	13:01.872	34.474	9.868	81.67	54.786	9
9	72	S	2 Cameron HORSMAN	GBR	Honda - Nova Racing/SP 125	14	13:02.417	35.019	0.545	81.61	54.971	12
10	17	S	3 Franco BOURNE	GBR	Honda - Franco Bourne / SP125	13	12:11.626	1 Lap	1 Lap	81.04	55.151	8
11	71	S	4 Charlie FARRER	GBR	Honda - Banks Racing/MotoEngineering	13	12:11.867	1 Lap	0.241	81.01	55.353	13
12	57	S	5 Josh HIATT	GBR	Honda - Sorrymate.com	13	12:22.933	1 Lap	11.066	79.81	56.165	10
13	22	S	6 Ross MAGUIRE	GBR	Honda - Stiggy Motorsport	13	12:26.173	1 Lap	3.240	79.46	56.386	10
14	77	S	7 Jamie LYONS	GBR	Honda - C&M Motors Ltd Racing	13	12:35.573	1 Lap	9.400	78.47	56.881	10
15	41	S	8 Kyal TINKER	GBR	Honda - Microlise Cresswell Racing	13	12:35.913	1 Lap	0.340	78.44	56.914	10
16	54		8 Sam BURMAN	GBR	KTM - TeamWNT Burman Racing	13	12:47.717	1 Lap	11.804	77.23	57.206	8
17	19	S	9 Scott OGDEN	GBR	Honda - Premium Motorhomes Scott Ogden Racing	11	12:16.262	3 Laps	2 Laps	68.14	54.472	11

NOT CLASSIFIED

DNF	11		Dan JONES	GBR	KTM - City Lifting/RS Racing	13	11:35.138	1 Lap	0.000	85.29	52.872	9
DNF	14		Jack NIXON	GBR	KTM - Santander Salt	11	9:51.988	3 Laps	2 Laps	84.75	53.088	7
DNF	37	S	Corey TINKER	GBR	Honda - Microlise Cresswell Racing	10	9:34.077	4 Laps	1 Lap	79.45	56.314	10
DNF	66	S	Annabel THOMAS	GBR	Honda - Four Anjels Racing	10	9:43.704	4 Laps	9.627	78.14	56.830	10
DNF	56		Bradley WILSON	GBR	Honda - B.Wilson Racing	10	9:44.205	4 Laps	0.501	78.07	56.966	9
DNF	96		Brandon PAASCH	USA	KTM - FPW Racing	5	4:30.262	9 Laps	5 Laps	84.38	53.190	5

FASTEST LAP

	45		Scott SWANN	GBR	IFS KTM - IFS Team Swann Racing	10	52.623		86.67 mph	139.49 kph		
	19	S	Scott OGDEN	GBR	Honda - Premium Motorhomes Scott Ogden Racing	11	54.472		83.73 mph	134.75 kph		

Weather / Track : Cloudy / Dry

These results are provisional until the conclusion of any judicial and technical matters.

Knockhill

Circuit Length = 1.2669 miles

Start: 14:50 Flag 15:02 End: 15:03

Race Director :	Stewards :	Timekeeper :
-----------------	------------	--------------

Results can be found at www.britishsuperbike.com

Printed - 15:08 Sunday, 30 June 2019

MCRCB BULLETIN TK284

2019 Bennetts British Superbike Championship - Round 5

2019 HEL Performance British Motostar Championship

RACE 11 - LAP CHART

LAP 1 @ 14:50:59.010

NO	BEHIND	LAP TIME
1		55.542
45	0.229	55.771
11	0.507	56.049
14	0.572	56.114
96	0.794	56.336
70	0.932	56.474
64	2.114	57.656
7	2.379	57.921
99	2.399	57.941
88	2.839	58.381
72	3.583	59.125
19	4.281	59.823
71	4.457	59.999
16	4.564	1:00.106
54	4.586	1:00.128
17	5.365	1:00.907
57	5.509	1:01.051
37	5.854	1:01.396
77	6.583	1:02.125
41	6.885	1:02.427
22	7.157	1:02.699
66	8.186	1:03.728
56	8.278	1:03.820

LAP 2 @ 14:51:52.611

NO	BEHIND	LAP TIME
1		53.601
11	0.213	53.307
45	0.565	53.937
96	0.678	53.485
14	0.699	53.728
70	0.813	53.482
7	3.081	54.303
64	3.234	54.721
99	3.501	54.703
88	4.041	54.803
19	5.952	55.272
72	6.219	56.237
16	6.442	55.479
71	7.081	56.225
17	7.770	56.006
57	8.468	56.560
37	9.391	57.138
77	10.562	57.580
22	10.950	57.394
41	11.294	58.010
66	12.940	58.355
56	13.079	58.402
54	17.621	1:06.636

LAP 3 @ 14:52:46.447

NO	BEHIND	LAP TIME
1		53.836
11	0.292	53.915
96	0.618	53.776
45	0.719	53.990
14	0.902	54.039
70	1.194	54.217
64	6.024	56.626
88	6.186	55.981
7	6.233	56.988

Weather / Track : Cloudy / Dry

99	6.407	56.742
19	8.521	56.405
72	9.308	56.925
16	9.536	56.930
71	9.616	56.371
17	10.031	56.097
57	11.801	57.169
37	13.255	57.700
22	14.423	57.309
77	16.147	59.421
41	16.522	59.064
66	17.297	58.193
56	17.823	58.580
54	22.957	59.172

LAP 4 @ 14:53:39.970

NO	BEHIND	LAP TIME
1		53.523
11	0.217	53.448
96	0.570	53.475
14	0.921	53.542
45	1.036	53.840
70	1.302	53.631
7	7.969	55.259
64	8.091	55.590
88	8.226	55.563
99	8.557	55.673
19	11.495	56.497
16	12.305	56.292
72	12.405	56.620
71	12.546	56.453
17	13.156	56.648
57	15.755	57.477
37	16.891	57.159
22	17.721	56.821
77	20.497	57.873
41	20.983	57.984
66	22.134	58.360
56	22.546	58.246
54	28.398	58.964

LAP 5 @ 14:54:33.121

NO	BEHIND	LAP TIME
1		53.151
11	0.379	53.313
96	0.609	53.190
14	0.941	53.171
45	1.307	53.422
70	1.364	53.213
7	9.032	54.214
64	9.735	54.795
88	10.481	55.406
99	10.962	55.556
19	13.874	55.530
72	14.834	55.580
16	15.105	55.951
71	15.230	55.835
17	15.715	55.710
57	19.558	56.954
37	20.640	56.900
22	21.423	56.853
77	25.147	57.801
41	25.633	57.801
66	27.144	58.161

56	27.611	58.216
54	33.680	58.433

LAP 6 @ 14:55:26.361

NO	BEHIND	LAP TIME
1		53.240
11	0.246	53.107
45	1.613	53.546
70	1.669	53.545
14	2.081	54.380
7	10.163	54.371
64	11.509	55.014
88	12.279	55.038
99	12.605	54.883
16	17.930	56.065
72	18.061	56.467
71	18.665	56.675
17	19.288	56.813
19	20.276	59.642
57	23.376	57.058
37	24.547	57.147
22	25.302	57.119
77	29.950	58.043
41	30.267	57.874
66	31.862	57.958
56	32.191	57.820
54	39.096	58.656

LAP 7 @ 14:56:19.398

NO	BEHIND	LAP TIME
1		53.037
11	0.199	52.990
45	1.662	53.086
70	1.687	53.055
14	2.132	53.088
7	10.935	53.809
64	12.772	54.300
88	14.214	54.972
99	14.464	54.896
16	20.311	55.418
72	20.500	55.476
71	21.358	55.730
17	22.025	55.774
19	26.937	59.698
57	27.118	56.779
37	28.469	56.959
22	28.970	56.705
77	34.319	57.406
41	34.620	57.390
66	36.334	57.509
56	36.588	57.434
54	43.662	57.603

LAP 8 @ 14:57:12.495

NO	BEHIND	LAP TIME
1		53.097
11	0.177	53.075
70	1.893	53.303
45	2.204	53.639
14	2.435	53.400
7	11.635	53.797
64	13.936	54.261
88	15.961	54.844

99	16.392	55.025
16	22.077	54.863
72	22.488	55.085
71	23.757	55.496
17	24.079	55.151
57	30.632	56.611
37	32.379	57.007
22	32.503	56.630
77	38.746	57.524
41	39.228	57.705
66	40.768	57.531
56	40.960	57.469
54	47.771	57.206

LAP 9 @ 14:58:05.437

NO	BEHIND	LAP TIME
1		52.942
11	0.107	52.872
70	2.194	53.243
45	2.522	53.260
14	2.662	53.169
7	12.262	53.569
64	15.302	54.308
88	17.331	54.312
99	17.964	54.514
16	23.921	54.786
72	24.623	55.077
71	26.913	56.098
17	26.954	55.817
57	34.810	57.120
37	35.794	56.357
22	36.281	56.720
77	42.987	57.183
41	43.413	57.127
66	44.905	57.079
56	44.984	56.966
54	52.088	57.259

LAP 10 @ 14:58:58.386

NO	BEHIND	LAP TIME
1		52.949
11	0.151	52.993
45	2.196	52.623
70	2.324	53.079
14	2.932	53.219
7	12.690	53.377
64	16.785	54.432
88	18.595	54.213
99	19.116	54.101
16	25.784	54.812
72	26.690	55.016
71	29.500	55.536
17	29.837	55.832
19	2 Laps	2:49.241
57	38.026	56.165
37	39.159	56.314
22	39.718	56.386
77	46.919	56.881
41	47.378	56.914
66	48.786	56.830
56	49.287	57.252

LAP 11 @ 14:59:51.664

NO	BEHIND	LAP TIME
1		53.278
11	0.071	53.198
45	2.133	53.215
70	2.729	53.683
14	3.792	54.138
54	1 Lap	59.505
7	13.160	53.748
64	18.020	54.513
88	19.755	54.438
99	20.105	54.267
16	27.420	54.914
72	28.640	55.228
71	31.976	55.754
17	32.007	55.448
19	2 Laps	54.866
57	41.155	56.407
22	43.329	56.889
77	51.471	57.830
41	52.359	58.259

LAP 12 @ 15:00:44.531

NO	BEHIND	LAP TIME
1		52.867
11	0.184	52.980
45	2.105	52.839
70	3.078	53.216
54	1 Lap	58.380
7	14.354	54.061
64	19.768	54.615
88	21.541	54.653
99	21.887	54.649
16	29.634	55.081
72	30.744	54.971
17	35.121	55.981
71	35.451	56.342
19	2 Laps	54.816
57	45.001	56.713
22	47.807	57.345

LAP 13 @ 15:01:37.725

NO	BEHIND	LAP TIME
1		53.194
11	0.881	53.891
45	1.648	52.737
77	1 Lap	57.923
70	3.426	53.542
41	1 Lap	57.393
7	14.944	53.784
54	1 Lap	58.110
64	21.725	55.151
88	22.880	54.533
99	23.236	54.543
16	31.485	55.045
72	32.637	55.087
17	37.369	55.442
71	37.610	55.353
19	2 Laps	54.472
57	48.676	56.869
22	51.916	57.303

Knockhill

Circuit Length = 1.2669 miles

Start: 14:50 Flag 15:02 End: 15:03

MCRCB BULLETIN TK284

2019 Bennetts British Superbike Championship - Round 5

2019 HEL Performance British Motostar Championship

RACE 11 - LAP CHART

LAP 14 @ 15:02:30.866

NO	BEHIND	LAP TIME
1		53.141
45	1.418	52.911
70	4.046	53.761
77	1 Lap	57.983
41	1 Lap	57.965
7	15.817	54.014
54	1 Lap	57.665
64	23.774	55.190
99	24.356	54.261
88	24.606	54.867
16	34.474	56.130
72	35.019	55.523

Weather / Track : Cloudy / Dry

Results can be found at www.tsl-timing.com

Page 2 of 2

Knockhill
Circuit Length = 1.2669 miles
Start: 14:50 Flag 15:02 End: 15:03

Printed - 15:10 Sunday, 30 June 2019

MCRCB BULLETIN TK285

2019 Bennetts British Superbike Championship - Round 5

2019 HEL Performance British Motostar Championship

RACE 11 - POSITION CHART

No	Name	Lap														
		Pos	1	2	3	4	5	6	7	8	9	10	11	12	13	14
1	RODRIGUEZ	1	1	1	1	1	1	1	1	1	1	1	1	1	1	1
45	SWANN	2	45	11	11	11	11	11	11	11	11	11	11	11	11	45
96	PAASCH	3	11	45	96	96	96	45	45	70	70	45	45	45	45	70
11	JONES	4	14	96	45	14	14	70	70	45	45	70	70	70	70	7
14	NIXON	5	96	14	14	45	45	14	14	14	14	14	14	7	7	64
70	WHATLEY	6	70	70	70	70	70	7	7	7	7	7	7	64	64	99
64	DURHAM	7	64	7	64	7	7	64	64	64	64	64	64	88	88	88
99	DAVIS	8	7	64	88	64	64	88	88	88	88	88	88	99	99	16
7	BEST	9	99	99	7	88	88	99	99	99	99	99	99	16	16	72
71	FARRER	10	88	88	99	99	99	16	16	16	16	16	16	72	72	
88	LEIGH	11	72	19	19	19	19	72	72	72	72	72	72	17	17	
72	HORSMAN	12	19	72	72	16	72	71	71	71	71	71	71	71	71	
16	CLARIDGE	13	71	16	16	72	16	17	17	17	17	17	17	57	57	
19	OGDEN	14	16	71	71	71	71	19	19	57	57	57	57	22	22	
54	BURMAN	15	54	17	17	17	17	57	57	37	37	37	22	77	77	
57	HIATT	16	17	57	57	57	57	37	37	22	22	22	77	41	41	
17	BOURNE	17	57	37	37	37	37	22	22	77	77	77	41	54	54	
37	TINKER	18	37	77	22	22	22	77	77	41	41	41	54			
77	LYONS	19	77	22	77	77	77	41	41	66	66	66	19			
22	MAGUIRE	20	41	41	41	41	41	66	66	56	56	56				
66	THOMAS	21	22	66	66	66	66	56	56	54	54	54				
41	TINKER	22	66	56	56	56	56	54	54	19	19	19				
56	WILSON	23	56	54	54	54	54									

Weather / Track : Cloudy / Dry

Results can be found at www.tsl-timing.com

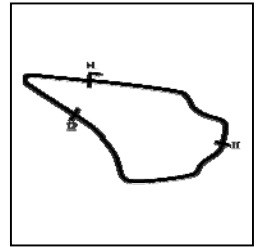
Knockhill
 Circuit Length = 1.2669 miles
 Start: 14:50 Flag 15:02 End: 15:03

Printed - 15:10 Sunday, 30 June 2019

2019 Bennetts British Superbike Championship - Round 5

2019 HEL Performance British Motostar Championship

RACE 11 - SECTOR ANALYSIS



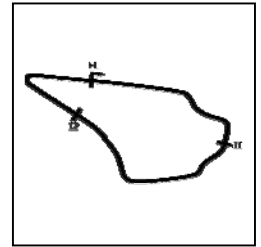
SECTOR 1 = FL to I1, SECTOR 2 = I1 to I2, SECTOR 3 = I2 to FL, DIFF = Difference To Personal Best Lap, P = Crossed Finish Line in Pit Lane, D = Time Disallowed

P1 1		Victor RODRIGUEZ				DR Moto - GA Competition			
IDEAL LAP TIME : 52.701		BEST LAP TIME : 52.867		DIFFERENCE : 0.166					
LAP	SECTOR 1	SECTOR 2		SECTOR 3		LAP TIME	MPH	DIFF	TIME OF DAY
1 -		21.056	112.2	14.776	112.2	55.542	82.11	2.675	14:50:59.010
2 -	17.324	21.335	111.4	14.942	111.2	53.601	85.09	0.734	14:51:52.611
3 -	17.569	21.265	110.7	15.002	111.2	53.836	84.72	0.969	14:52:46.447
4 -	17.215	21.541	110.0	14.767	111.1	53.523	85.21	0.656	14:53:39.970
5 -	17.223	21.100	111.4	14.828	111.4	53.151	85.81	0.284	14:54:33.121
6 -	17.465	21.083	111.8	14.692	111.4	53.240	85.67	0.373	14:55:26.361
7 -	17.297	21.063	112.0	14.677	111.6	53.037	85.99	0.170	14:56:19.398
8 -	17.273	21.051	111.6	14.773	111.4	53.097	85.90	0.230	14:57:12.495
9 -	17.246	20.960	112.5	14.736	111.6	52.942 (2)	86.15	0.075	14:58:05.437
10 -	17.267	20.974	112.5	14.708	111.6	52.949 (3)	86.14	0.082	14:58:58.386
11 -	17.505	21.029	112.2	14.744	112.2	53.278	85.60	0.411	14:59:51.664
12 -	17.381	20.885	112.9	14.601	112.4	52.867 (1)	86.27		15:00:44.531
13 -	17.414	21.089	111.8	14.691	111.1	53.194	85.74	0.327	15:01:37.725
14 -	17.314	21.091	112.0	14.736	111.1	53.141	85.83	0.274	15:02:30.866

P2 45		Scott SWANN				IFS KTM - IFS Team Swann Racing			
IDEAL LAP TIME : 52.516		BEST LAP TIME : 52.623		DIFFERENCE : 0.107					
LAP	SECTOR 1	SECTOR 2		SECTOR 3		LAP TIME	MPH	DIFF	TIME OF DAY
1 -		20.968	109.2	14.975	110.3	55.771	81.78	3.148	14:50:59.239
2 -	17.466	21.167	110.9	15.304	110.5	53.937	84.56	1.314	14:51:53.176
3 -	17.625	21.371	112.2	14.994	111.6	53.990	84.48	1.367	14:52:47.166
4 -	17.545	20.974	112.7	15.321	109.1	53.840	84.71	1.217	14:53:41.006
5 -	17.439	20.994	112.5	14.989	110.9	53.422	85.37	0.799	14:54:34.428
6 -	17.760	21.086	110.5	14.700	110.1	53.546	85.18	0.923	14:55:27.974
7 -	17.457	20.961	112.7	14.668	110.1	53.086	85.91	0.463	14:56:21.060
8 -	17.505	21.133	112.4	15.001	110.1	53.639	85.03	1.016	14:57:14.699
9 -	17.225	21.072	111.6	14.963	109.8	53.260	85.63	0.637	14:58:07.959
10 -	17.299	20.748	114.1	14.576	111.1	52.623 (1)	86.67		14:59:00.582
11 -	17.435	20.976	110.3	14.804	110.9	53.215	85.71	0.592	14:59:53.797
12 -	17.278	20.829	110.9	14.732	110.3	52.839 (3)	86.32	0.216	15:00:46.636
13 -	17.287	20.723	111.8	14.727	109.8	52.737 (2)	86.48	0.114	15:01:39.373
14 -	17.217	20.885	110.1	14.809	110.3	52.911	86.20	0.288	15:02:32.284

P3 70		Joshua WHATLEY				KTM - KRP			
IDEAL LAP TIME : 52.739		BEST LAP TIME : 53.055		DIFFERENCE : 0.316					
LAP	SECTOR 1	SECTOR 2		SECTOR 3		LAP TIME	MPH	DIFF	TIME OF DAY
1 -		21.002	114.5	15.066	113.3	56.474	80.76	3.419	14:50:59.942
2 -	17.453	21.084	114.1	14.945	113.9	53.482	85.28	0.427	14:51:53.424
3 -	17.786	21.317	113.3	15.114	112.7	54.217	84.12	1.162	14:52:47.641
4 -	17.384	21.344	112.2	14.903	112.9	53.631	85.04	0.576	14:53:41.272
5 -	17.381	20.862	113.3	14.970	112.9	53.213 (3)	85.71	0.158	14:54:34.485
6 -	17.856	20.972	113.5	14.717	112.9	53.545	85.18	0.490	14:55:28.030
7 -	17.170	20.969	113.5	14.916	112.0	53.055 (1)	85.96		14:56:21.085
8 -	17.284	21.177	113.3	14.842	112.4	53.303	85.56	0.248	14:57:14.388
9 -	17.272	21.104	113.1	14.867	111.6	53.243	85.66	0.188	14:58:07.631
10 -	17.160	21.141	114.1	14.778	113.9	53.079 (2)	85.93	0.024	14:59:00.710
11 -	17.483	21.300	112.7	14.900	112.0	53.683	84.96	0.628	14:59:54.393
12 -	17.226	21.142	113.5	14.848	112.0	53.216	85.70	0.161	15:00:47.609
13 -	17.266	21.133	113.3	15.143	112.0	53.542	85.18	0.487	15:01:41.151
14 -	17.341	21.377	112.4	15.043	111.8	53.761	84.84	0.706	15:02:34.912

RACE 11 - SECTOR ANALYSIS



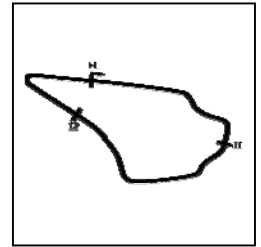
SECTOR 1 = FL to I1, SECTOR 2 = I1 to I2, SECTOR 3 = I2 to FL, DIFF = Difference To Personal Best Lap, P = Crossed Finish Line in Pit Lane, D = Time Disallowed

P4 7		Edmund BEST		KTM - SymCirrus Motorsport					
IDEAL LAP TIME : 53.377		BEST LAP TIME : 53.377		DIFFERENCE : 0.000					
LAP	SECTOR 1	SECTOR 2		SECTOR 3		LAP TIME	MPH	DIFF	TIME OF DAY
1 -		21.286	109.2	15.638	107.8	57.921	78.74	4.544	14:51:01.389
2 -	17.839	21.336	110.1	15.128	107.5	54.303	83.99	0.926	14:51:55.692
3 -	18.475	22.460	106.3	16.053	107.8	56.988	80.03	3.611	14:52:52.680
4 -	18.102	21.605	110.7	15.552	107.7	55.259	82.54	1.882	14:53:47.939
5 -	17.695	21.258	108.5	15.261	108.4	54.214	84.13	0.837	14:54:42.153
6 -	17.700	21.409	108.2	15.262	107.7	54.371	83.88	0.994	14:55:36.524
7 -	17.587	21.130	108.4	15.092	108.5	53.809	84.76	0.432	14:56:30.333
8 -	17.478	21.182	108.0	15.137	108.7	53.797	84.78	0.420	14:57:24.130
9 -	17.429	21.062	108.7	15.078	107.8	53.569 (2)	85.14	0.192	14:58:17.699
10 -	17.367	20.941	108.5	15.069	108.4	53.377 (1)	85.45		14:59:11.076
11 -	17.453	21.097	107.7	15.198	108.2	53.748 (3)	84.86	0.371	15:00:04.824
12 -	17.648	21.308	108.4	15.105	108.4	54.061	84.36	0.684	15:00:58.885
13 -	17.460	21.193	108.5	15.131	108.2	53.784	84.80	0.407	15:01:52.669
14 -	17.588	21.102	108.5	15.324	107.8	54.014	84.44	0.637	15:02:46.683

P5 64		Asher DURHAM		Mahindra - Microlise Cresswell Racing					
IDEAL LAP TIME : 54.058		BEST LAP TIME : 54.261		DIFFERENCE : 0.203					
LAP	SECTOR 1	SECTOR 2		SECTOR 3		LAP TIME	MPH	DIFF	TIME OF DAY
1 -		21.405	111.8	15.369	109.6	57.656	79.10	3.395	14:51:01.124
2 -	17.634	21.506	110.1	15.581	109.2	54.721	83.35	0.460	14:51:55.845
3 -	18.392	22.636	109.1	15.598	108.7	56.626	80.54	2.365	14:52:52.471
4 -	18.011	21.852	110.1	15.727	109.4	55.590	82.04	1.329	14:53:48.061
5 -	17.919	21.381	110.5	15.495	108.5	54.795	83.23	0.534	14:54:42.856
6 -	17.904	21.498	110.1	15.612	108.2	55.014	82.90	0.753	14:55:37.870
7 -	17.705	21.212	110.1	15.383	109.6	54.300 (2)	83.99	0.039	14:56:32.170
8 -	17.662	21.276	109.8	15.323	110.0	54.261 (1)	84.05		14:57:26.431
9 -	17.539	21.431	110.0	15.338	108.9	54.308 (3)	83.98	0.047	14:58:20.739
10 -	17.712	21.328	110.0	15.392	109.6	54.432	83.79	0.171	14:59:15.171
11 -	17.875	21.331	109.1	15.307	109.2	54.513	83.67	0.252	15:00:09.684
12 -	17.807	21.496	110.0	15.312	108.9	54.615	83.51	0.354	15:01:04.299
13 -	17.984	21.650	109.1	15.517	109.1	55.151	82.70	0.890	15:01:59.450
14 -	18.076	21.477	109.4	15.637	108.4	55.190	82.64	0.929	15:02:54.640

P6 99		Jamie DAVIS		KTM - FPW Racing					
IDEAL LAP TIME : 53.897		BEST LAP TIME : 54.101		DIFFERENCE : 0.204					
LAP	SECTOR 1	SECTOR 2		SECTOR 3		LAP TIME	MPH	DIFF	TIME OF DAY
1 -		21.316	112.9	15.557	109.6	57.941	78.71	3.840	14:51:01.409
2 -	17.534	21.644	111.2	15.525	109.1	54.703	83.37	0.602	14:51:56.112
3 -	18.215	22.652	108.7	15.875	109.8	56.742	80.38	2.641	14:52:52.854
4 -	18.271	22.000	110.3	15.402	109.8	55.673	81.92	1.572	14:53:48.527
5 -	17.943	22.114	109.1	15.499	108.0	55.556	82.09	1.455	14:54:44.083
6 -	17.750	21.798	111.1	15.335	108.7	54.883	83.10	0.782	14:55:38.966
7 -	17.904	21.687	110.5	15.305	109.8	54.896	83.08	0.795	14:56:33.862
8 -	17.953	21.694	110.0	15.378	109.1	55.025	82.89	0.924	14:57:28.887
9 -	17.576	21.654	110.3	15.284	108.0	54.514	83.66	0.413	14:58:23.401
10 -	17.511	21.429	110.5	15.161	109.1	54.101 (1)	84.30		14:59:17.502
11 -	17.446	21.557	111.1	15.264	109.4	54.267 (3)	84.04	0.166	15:00:11.769
12 -	17.694	21.786	110.5	15.169	108.4	54.649	83.46	0.548	15:01:06.418
13 -	17.534	21.766	110.5	15.243	109.4	54.543	83.62	0.442	15:02:00.961
14 -	17.694	21.432	112.4	15.135	108.9	54.261 (2)	84.05	0.160	15:02:55.222

RACE 11 - SECTOR ANALYSIS



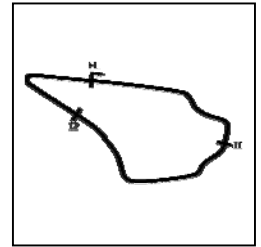
SECTOR 1 = FL to I1, SECTOR 2 = I1 to I2, SECTOR 3 = I2 to FL, DIFF = Difference To Personal Best Lap, P = Crossed Finish Line in Pit Lane, D = Time Disallowed

P7 88 Harry LEIGH		KTM - SymCirrus Motorsport							
IDEAL LAP TIME : 54.036		BEST LAP TIME : 54.213		DIFFERENCE : 0.177					
LAP	SECTOR 1	SECTOR 2	SECTOR 3	LAP TIME	MPH	DIFF	TIME OF DAY		
1 -		21.799	111.6	15.184	113.1	58.381	78.12	4.168	14:51:01.849
2 -	17.955	21.837	112.2	15.011	112.5	54.803	83.22	0.590	14:51:56.652
3 -	17.937	22.433	112.4	15.611	110.7	55.981	81.47	1.768	14:52:52.633
4 -	18.385	21.839	112.0	15.339	112.2	55.563	82.08	1.350	14:53:48.196
5 -	18.203	21.924	110.5	15.279	111.1	55.406	82.32	1.193	14:54:43.602
6 -	18.034	21.746	110.5	15.258	110.9	55.038	82.87	0.825	14:55:38.640
7 -	18.122	21.598	110.5	15.252	110.3	54.972	82.97	0.759	14:56:33.612
8 -	18.097	21.627	110.3	15.120	111.6	54.844	83.16	0.631	14:57:28.456
9 -	17.846	21.546	111.4	14.920	111.6	54.312 (2)	83.97	0.099	14:58:22.768
10 -	17.727	21.389	111.4	15.097	112.2	54.213 (1)	84.13		14:59:16.981
11 -	17.763	21.596	110.0	15.079	111.6	54.438 (3)	83.78	0.225	15:00:11.419
12 -	17.922	21.716	110.7	15.015	111.6	54.653	83.45	0.440	15:01:06.072
13 -	17.766	21.738	111.2	15.029	111.8	54.533	83.63	0.320	15:02:00.605
14 -	17.935	21.463	111.4	15.469	110.0	54.867	83.13	0.654	15:02:55.472

P8 16 S Harvey CLARIDGE		Honda - Nova Racing/SP 125							
IDEAL LAP TIME : 54.593		BEST LAP TIME : 54.786		DIFFERENCE : 0.193					
LAP	SECTOR 1	SECTOR 2	SECTOR 3	LAP TIME	MPH	DIFF	TIME OF DAY		
1 -		21.900	107.7	16.256	104.0	1:00.106	75.88	5.320	14:51:03.574
2 -	17.958	22.012	105.5	15.509	103.7	55.479	82.21	0.693	14:51:59.053
3 -	18.342	22.580	104.3	16.008	103.8	56.930	80.11	2.144	14:52:55.983
4 -	18.290	22.369	106.1	15.633	102.4	56.292	81.02	1.506	14:53:52.275
5 -	18.074	22.079	103.4	15.798	102.4	55.951	81.51	1.165	14:54:48.226
6 -	18.499	22.151	106.3	15.415	103.5	56.065	81.35	1.279	14:55:44.291
7 -	18.089	22.021	102.7	15.308	103.2	55.418	82.30	0.632	14:56:39.709
8 -	17.993	21.725	103.2	15.145	104.2	54.863 (3)	83.13	0.077	14:57:34.572
9 -	17.823	21.800	103.2	15.163	103.7	54.786 (1)	83.25		14:58:29.358
10 -	17.826	21.681	103.4	15.305	104.5	54.812 (2)	83.21	0.026	14:59:24.170
11 -	17.778	21.836	103.0	15.300	103.2	54.914	83.05	0.128	15:00:19.084
12 -	18.045	21.670	103.0	15.366	103.7	55.081	82.80	0.295	15:01:14.165
13 -	17.838	21.869	103.5	15.338	103.2	55.045	82.86	0.259	15:02:09.210
14 -	18.099	21.876	101.9	16.155	102.2	56.130	81.25	1.344	15:03:05.340

P9 72 S Cameron HORSMAN		Honda - Nova Racing/SP 125							
IDEAL LAP TIME : 54.741		BEST LAP TIME : 54.971		DIFFERENCE : 0.230					
LAP	SECTOR 1	SECTOR 2	SECTOR 3	LAP TIME	MPH	DIFF	TIME OF DAY		
1 -		21.899	108.2	15.397	104.6	59.125	77.14	4.154	14:51:02.593
2 -	18.247	22.245	104.5	15.745	103.8	56.237	81.10	1.266	14:51:58.830
3 -	18.432	22.535	103.8	15.958	104.3	56.925	80.12	1.954	14:52:55.755
4 -	18.380	22.399	104.8	15.841	103.5	56.620	80.55	1.649	14:53:52.375
5 -	18.282	21.780	106.8	15.518	103.7	55.580	82.06	0.609	14:54:47.955
6 -	18.501	22.346	104.5	15.620	104.8	56.467	80.77	1.496	14:55:44.422
7 -	18.195	21.869	106.3	15.412	104.2	55.476	82.21	0.505	14:56:39.898
8 -	18.066	21.774	105.8	15.245	103.8	55.085	82.80	0.114	14:57:34.983
9 -	17.969	21.774	105.5	15.334	103.8	55.077 (3)	82.81	0.106	14:58:30.060
10 -	17.903	21.755	104.6	15.358	104.3	55.016 (2)	82.90	0.045	14:59:25.076
11 -	17.896	21.866	104.5	15.466	102.6	55.228	82.58	0.257	15:00:20.304
12 -	17.995	21.643	105.0	15.333	103.8	54.971 (1)	82.97		15:01:15.275
13 -	17.853	21.837	104.5	15.397	103.2	55.087	82.79	0.116	15:02:10.362
14 -	17.977	21.767	104.3	15.779	103.0	55.523	82.14	0.552	15:03:05.885

RACE 11 - SECTOR ANALYSIS



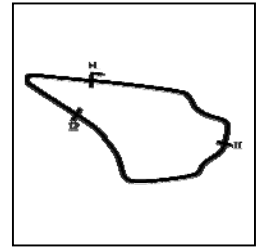
SECTOR 1 = FL to I1, SECTOR 2 = I1 to I2, SECTOR 3 = I2 to FL, DIFF = Difference To Personal Best Lap, P = Crossed Finish Line in Pit Lane, D = Time Disallowed

P10 17 S		Franco BOURNE				Honda - Franco Bourne / SP125			
IDEAL LAP TIME : 55.017		BEST LAP TIME : 55.151		DIFFERENCE : 0.134					
LAP	SECTOR 1	SECTOR 2		SECTOR 3		LAP TIME	MPH	DIFF	TIME OF DAY
1 -		22.660	102.9	15.564	101.6	1:00.907	74.88	5.756	14:51:04.375
2 -	17.951	22.429	100.9	15.626	100.1	56.006	81.43	0.855	14:52:00.381
3 -	18.288	22.048	102.6	15.761	101.3	56.097	81.30	0.946	14:52:56.478
4 -	18.315	22.601	102.4	15.732	99.8	56.648	80.51	1.497	14:53:53.126
5 -	18.052	21.992	103.2	15.666	100.3	55.710	81.87	0.559	14:54:48.836
6 -	18.574	22.144	103.7	16.095	99.7	56.813	80.28	1.662	14:55:45.649
7 -	18.211	21.975	101.5	15.588	100.6	55.774	81.77	0.623	14:56:41.423
8 -	18.033	21.564	102.9	15.554	100.0	55.151 (1)	82.70		14:57:36.574
9 -	18.075	21.911	102.1	15.831	99.8	55.817	81.71	0.666	14:58:32.391
10 -	18.229	21.953	102.1	15.650	101.3	55.832	81.69	0.681	14:59:28.223
11 -	17.933	21.993	104.0	15.522	100.1	55.448 (3)	82.25	0.297	15:00:23.671
12 -	18.370	22.091	100.9	15.520	100.7	55.981	81.47	0.830	15:01:19.652
13 -	18.028	21.783	100.9	15.631	100.4	55.442 (2)	82.26	0.291	15:02:15.094

P11 71 S		Charlie FARRER				Honda - Banks Racing/MotoEngineering			
IDEAL LAP TIME : 55.266		BEST LAP TIME : 55.353		DIFFERENCE : 0.087					
LAP	SECTOR 1	SECTOR 2		SECTOR 3		LAP TIME	MPH	DIFF	TIME OF DAY
1 -		22.054	105.8	16.355	104.0	59.999	76.01	4.646	14:51:03.467
2 -	18.437	22.087	106.0	15.701	103.0	56.225	81.12	0.872	14:51:59.692
3 -	18.126	22.325	105.5	15.920	104.5	56.371	80.91	1.018	14:52:56.063
4 -	18.500	22.193	108.0	15.760	103.4	56.453	80.79	1.100	14:53:52.516
5 -	18.359	21.865	106.0	15.611	104.2	55.835	81.68	0.482	14:54:48.351
6 -	18.632	22.199	105.6	15.844	104.0	56.675	80.47	1.322	14:55:45.026
7 -	18.133	22.081	104.6	15.516	103.7	55.730	81.84	0.377	14:56:40.756
8 -	18.087	21.777	104.8	15.632	102.7	55.496 (2)	82.18	0.143	14:57:36.252
9 -	18.179	21.938	104.0	15.981	103.5	56.098	81.30	0.745	14:58:32.350
10 -	18.071	21.848	104.0	15.617	103.4	55.536 (3)	82.12	0.183	14:59:27.886
11 -	18.062	22.045	104.2	15.647	104.0	55.754	81.80	0.401	15:00:23.640
12 -	18.371	22.320	104.0	15.651	103.4	56.342	80.95	0.989	15:01:19.982
13 -	18.149	21.705	104.2	15.499	104.0	55.353 (1)	82.40		15:02:15.335

P12 57 S		Josh HIATT				Honda - Sorrymate.com			
IDEAL LAP TIME : 56.045		BEST LAP TIME : 56.165		DIFFERENCE : 0.120					
LAP	SECTOR 1	SECTOR 2		SECTOR 3		LAP TIME	MPH	DIFF	TIME OF DAY
1 -		22.976	105.0	15.634	104.8	1:01.051	74.70	4.886	14:51:04.519
2 -	18.261	22.612	101.9	15.687	102.7	56.560 (3)	80.64	0.395	14:52:01.079
3 -	18.580	22.548	96.6	16.041	103.7	57.169	79.78	1.004	14:52:58.248
4 -	18.469	23.131	101.2	15.877	102.6	57.477	79.35	1.312	14:53:55.725
5 -	18.417	22.819	100.7	15.718	103.5	56.954	80.08	0.789	14:54:52.679
6 -	18.621	22.680	100.9	15.757	103.2	57.058	79.93	0.893	14:55:49.737
7 -	18.540	22.540	101.2	15.699	102.4	56.779	80.33	0.614	14:56:46.516
8 -	18.285	22.617	100.6	15.709	102.1	56.611	80.56	0.446	14:57:43.127
9 -	18.827	22.594	101.6	15.699	103.0	57.120	79.85	0.955	14:58:40.247
10 -	18.343	22.319	102.1	15.503	103.2	56.165 (1)	81.20		14:59:36.412
11 -	18.223	22.660	100.4	15.524	103.2	56.407 (2)	80.86	0.242	15:00:32.819
12 -	18.555	22.601	101.0	15.557	102.7	56.713	80.42	0.548	15:01:29.532
13 -	18.491	22.697	99.7	15.681	101.9	56.869	80.20	0.704	15:02:26.401

RACE 11 - SECTOR ANALYSIS



SECTOR 1 = FL to I1, SECTOR 2 = I1 to I2, SECTOR 3 = I2 to FL, DIFF = Difference To Personal Best Lap, P = Crossed Finish Line in Pit Lane, D = Time Disallowed

P13 22 S		Ross MAGUIRE				Honda - Stiggy Motorsport			
IDEAL LAP TIME : 56.348		BEST LAP TIME : 56.386		DIFFERENCE : 0.038					
LAP	SECTOR 1	SECTOR 2		SECTOR 3		LAP TIME	MPH	DIFF	TIME OF DAY
1 -		23.160	101.3	15.862	102.2	1:02.699	72.74	6.313	14:51:06.167
2 -	18.544	22.759	101.3	16.091	100.4	57.394	79.47	1.008	14:52:03.561
3 -	18.735	22.831	99.2	15.743	101.9	57.309	79.58	0.923	14:53:00.870
4 -	18.404	22.715	100.0	15.702	100.9	56.821	80.27	0.435	14:53:57.691
5 -	18.382	22.681	100.0	15.790	98.3	56.853	80.22	0.467	14:54:54.544
6 -	18.709	22.675	100.1	15.735	101.5	57.119	79.85	0.733	14:55:51.663
7 -	18.357	22.511	100.7	15.837	101.3	56.705 (3)	80.43	0.319	14:56:48.368
8 -	18.341	22.425	100.6	15.864	100.6	56.630 (2)	80.54	0.244	14:57:44.998
9 -	18.582	22.393	101.3	15.745	101.5	56.720	80.41	0.334	14:58:41.718
10 -	18.306	22.340	100.7	15.740	101.5	56.386 (1)	80.89		14:59:38.104
11 -	18.449	22.691	99.4	15.749	101.6	56.889	80.17	0.503	15:00:34.993
12 -	18.511	23.079	99.5	15.755	100.9	57.345	79.53	0.959	15:01:32.338
13 -	18.639	22.653	99.2	16.011	99.2	57.303	79.59	0.917	15:02:29.641

P14 77 S		Jamie LYONS				Honda - C&M Motors Ltd Racing			
IDEAL LAP TIME : 56.881		BEST LAP TIME : 56.881		DIFFERENCE : 0.000					
LAP	SECTOR 1	SECTOR 2		SECTOR 3		LAP TIME	MPH	DIFF	TIME OF DAY
1 -		23.075	102.1	15.812	102.9	1:02.125	73.41	5.244	14:51:05.593
2 -	18.803	22.782	101.2	15.995	101.2	57.580	79.21	0.699	14:52:03.173
3 -	20.186	23.211	100.3	16.024	102.6	59.421	76.75	2.540	14:53:02.594
4 -	18.705	23.102	100.4	16.066	101.9	57.873	78.81	0.992	14:54:00.467
5 -	18.956	22.738	100.9	16.107	101.9	57.801	78.91	0.920	14:54:58.268
6 -	19.144	22.900	101.6	15.999	101.8	58.043	78.58	1.162	14:55:56.311
7 -	18.851	22.541	101.3	16.014	102.9	57.406 (3)	79.45	0.525	14:56:53.717
8 -	18.825	22.828	100.9	15.871	101.9	57.524	79.29	0.643	14:57:51.241
9 -	18.838	22.496	100.7	15.849	102.4	57.183 (2)	79.76	0.302	14:58:48.424
10 -	18.629	22.463	101.2	15.789	102.2	56.881 (1)	80.18		14:59:45.305
11 -	18.921	22.774	100.7	16.135	99.8	57.830	78.87	0.949	15:00:43.135
12 -	19.222	22.575	101.5	16.126	102.1	57.923	78.74	1.042	15:01:41.058
13 -	18.784	22.985	100.1	16.214	101.6	57.983	78.66	1.102	15:02:39.041

P15 41 S		Kyal TINKER				Honda - Microlise Cresswell Racing			
IDEAL LAP TIME : 56.840		BEST LAP TIME : 56.914		DIFFERENCE : 0.074					
LAP	SECTOR 1	SECTOR 2		SECTOR 3		LAP TIME	MPH	DIFF	TIME OF DAY
1 -		22.852	102.1	16.055	103.4	1:02.427	73.06	5.513	14:51:05.895
2 -	18.627	22.704	102.9	16.679	100.9	58.010	78.62	1.096	14:52:03.905
3 -	18.920	23.741	98.2	16.403	103.0	59.064	77.22	2.150	14:53:02.969
4 -	18.696	23.079	101.2	16.209	101.8	57.984	78.66	1.070	14:54:00.953
5 -	18.786	22.777	101.0	16.238	102.6	57.801	78.91	0.887	14:54:58.754
6 -	18.916	22.908	102.6	16.050	102.9	57.874	78.81	0.960	14:55:56.628
7 -	18.807	22.607	102.2	15.976	103.2	57.390 (3)	79.47	0.476	14:56:54.018
8 -	18.698	22.908	101.8	16.099	101.5	57.705	79.04	0.791	14:57:51.723
9 -	18.816	22.426	102.4	15.885	102.2	57.127 (2)	79.84	0.213	14:58:48.850
10 -	18.539	22.466	101.6	15.909	102.2	56.914 (1)	80.14		14:59:45.764
11 -	18.671	23.398	100.3	16.190	102.4	58.259	78.29	1.345	15:00:44.023
12 -	19.092	22.421	102.4	15.880	102.4	57.393	79.47	0.479	15:01:41.416
13 -	18.633	22.998	102.4	16.334	101.2	57.965	78.68	1.051	15:02:39.381

RACE 11 - SECTOR ANALYSIS



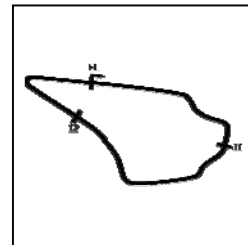
SECTOR 1 = FL to I1, SECTOR 2 = I1 to I2, SECTOR 3 = I2 to FL, DIFF = Difference To Personal Best Lap, P = Crossed Finish Line in Pit Lane, D = Time Disallowed

P16 54		Sam BURMAN		KTM - TeamWNT Burman Racing					
IDEAL LAP TIME : 56.337		BEST LAP TIME : 57.206		DIFFERENCE : 0.869					
LAP	SECTOR 1	SECTOR 2	SECTOR 3	LAP TIME	MPH	DIFF	TIME OF DAY		
1 -		22.354	111.8	15.528	110.7	1:00.128	75.85	2.922	14:51:03.596
2 -	26.474	24.056	107.3	16.106	110.3	1:06.636	68.44	9.430	14:52:10.232
3 -	19.411	23.800	108.7	15.961	110.1	59.172	77.08	1.966	14:53:09.404
4 -	19.331	23.494	108.7	16.139	108.9	58.964	77.35	1.758	14:54:08.368
5 -	19.267	23.208	108.4	15.958	109.8	58.433	78.05	1.227	14:55:06.801
6 -	19.334	23.420	109.4	15.902	108.7	58.656	77.76	1.450	14:56:05.457
7 -	19.045	22.757	110.1	15.801	110.1	57.603 (3)	79.18	0.397	14:57:03.060
8 -	18.776	22.650	110.3	15.780	109.1	57.206 (1)	79.73		14:58:00.266
9 -	18.855	22.621	109.8	15.783	109.8	57.259 (2)	79.65	0.053	14:58:57.525
10 -	20.414	23.426	109.8	15.665	111.1	59.505	76.65	2.299	14:59:57.030
11 -	18.455	24.142	109.6	15.783	110.0	58.380	78.12	1.174	15:00:55.410
12 -	19.187	23.380	110.1	15.543	110.7	58.110	78.49	0.904	15:01:53.520
13 -	18.958	22.688	109.8	16.019	109.4	57.665	79.09	0.459	15:02:51.185

P17 19 S		Scott OGDEN		Honda - Premium Motorhomes Scott Ogden Racing					
IDEAL LAP TIME : 54.439		BEST LAP TIME : 54.472		DIFFERENCE : 0.033					
LAP	SECTOR 1	SECTOR 2	SECTOR 3	LAP TIME	MPH	DIFF	TIME OF DAY		
1 -		21.705	108.7	15.874	104.2	59.823	76.24	5.351	14:51:03.291
2 -	17.823	21.965	106.8	15.484	102.7	55.272	82.52	0.800	14:51:58.563
3 -	18.093	22.525	103.0	15.787	104.5	56.405	80.86	1.933	14:52:54.968
4 -	18.148	22.571	103.8	15.778	101.5	56.497	80.73	2.025	14:53:51.465
5 -	17.993	22.139	104.0	15.398	103.7	55.530	82.13	1.058	14:54:46.995
6 -	18.138	22.502	91.9	19.002	87.6	59.642	76.47	5.170	14:55:46.637
7 -	19.533	21.956	91.4	18.209	58.5	59.698	76.40	5.226	14:56:46.335
8 -	OUTLAP	21.958	102.1	15.426	103.2	2:49.241	26.95	1:54.769	14:59:35.576
9 -	17.842	21.642	103.4	15.382	103.8	54.866 (3)	83.13	0.394	15:00:30.442
10 -	17.851	21.740	103.4	15.225	103.7	54.816 (2)	83.20	0.344	15:01:25.258
11 -	17.689	21.525	103.4	15.258	102.6	54.472 (1)	83.73		15:02:19.730

P18 11		Dan JONES		KTM - City Lifting/RS Racing					
IDEAL LAP TIME : 52.777		BEST LAP TIME : 52.872		DIFFERENCE : 0.095					
LAP	SECTOR 1	SECTOR 2	SECTOR 3	LAP TIME	MPH	DIFF	TIME OF DAY		
1 -		20.982	114.5	14.962	112.0	56.049	81.37	3.177	14:50:59.517
2 -	17.330	21.003	114.3	14.974	111.8	53.307	85.56	0.435	14:51:52.824
3 -	17.531	21.231	111.4	15.153	111.4	53.915	84.59	1.043	14:52:46.739
4 -	17.304	21.165	111.8	14.979	112.0	53.448	85.33	0.576	14:53:40.187
5 -	17.350	21.098	112.9	14.865	112.0	53.313	85.55	0.441	14:54:33.500
6 -	17.349	20.937	114.5	14.821	110.9	53.107	85.88	0.235	14:55:26.607
7 -	17.282	20.991	114.3	14.717	112.4	52.990 (3)	86.07	0.118	14:56:19.597
8 -	17.339	20.905	113.9	14.831	112.2	53.075	85.93	0.203	14:57:12.672
9 -	17.281	20.827	114.7	14.764	112.5	52.872 (1)	86.26		14:58:05.544
10 -	17.286	20.887	113.5	14.820	112.2	52.993	86.07	0.121	14:58:58.537
11 -	17.462	20.945	113.7	14.791	112.9	53.198	85.73	0.326	14:59:51.735
12 -	17.417	20.894	114.3	14.669	112.9	52.980 (2)	86.09	0.108	15:00:44.715
13 -	17.728	21.362	113.3	14.801	111.4	53.891	84.63	1.019	15:01:38.606

RACE 11 - SECTOR ANALYSIS



SECTOR 1 = FL to I1, SECTOR 2 = I1 to I2, SECTOR 3 = I2 to FL, DIFF = Difference To Personal Best Lap, P = Crossed Finish Line in Pit Lane, D = Time Disallowed

P19 14		Jack NIXON				KTM - Santander Salt			
IDEAL LAP TIME : 52.952		BEST LAP TIME : 53.088		DIFFERENCE : 0.136					
LAP	SECTOR 1	SECTOR 2		SECTOR 3		LAP TIME	MPH	DIFF	TIME OF DAY
1 -		21.043	113.1	15.043	111.6	56.114	81.28	3.026	14:50:59.582
2 -	17.738	20.887	116.1	15.103	112.4	53.728	84.89	0.640	14:51:53.310
3 -	17.755	21.201	114.1	15.083	111.8	54.039	84.40	0.951	14:52:47.349
4 -	17.500	20.877	115.9	15.165	111.6	53.542	85.18	0.454	14:53:40.891
5 -	17.369	20.937	114.3	14.865	111.4	53.171 (3)	85.78	0.083	14:54:34.062
6 -	17.847	21.425	106.1	15.108	111.1	54.380	83.87	1.292	14:55:28.442
7 -	17.402	20.745	115.7	14.941	111.4	53.088 (1)	85.91		14:56:21.530
8 -	17.429	20.776	115.1	15.195	111.4	53.400	85.41	0.312	14:57:14.930
9 -	17.374	20.765	115.1	15.030	112.2	53.169 (2)	85.78	0.081	14:58:08.099
10 -	17.416	20.736	115.1	15.067	111.1	53.219	85.70	0.131	14:59:01.318
11 -	17.351	21.764	112.7	15.023	111.8	54.138	84.24	1.050	14:59:55.456

P20 37 S		Corey TINKER				Honda - Microlise Cresswell Racing			
IDEAL LAP TIME : 56.025		BEST LAP TIME : 56.314		DIFFERENCE : 0.289					
LAP	SECTOR 1	SECTOR 2		SECTOR 3		LAP TIME	MPH	DIFF	TIME OF DAY
1 -		22.847	106.8	15.748	106.1	1:01.396	74.28	5.082	14:51:04.864
2 -	18.454	22.776	103.4	15.908	104.3	57.138	79.82	0.824	14:52:02.002
3 -	18.761	23.059	101.2	15.880	105.3	57.700	79.04	1.386	14:52:59.702
4 -	18.356	22.960	103.0	15.843	104.5	57.159	79.79	0.845	14:53:56.861
5 -	18.430	22.647	103.0	15.823	105.1	56.900 (3)	80.16	0.586	14:54:53.761
6 -	18.696	22.684	103.4	15.767	105.0	57.147	79.81	0.833	14:55:50.908
7 -	18.643	22.670	103.4	15.646	104.6	56.959	80.07	0.645	14:56:47.867
8 -	18.505	22.503	102.7	15.999	104.3	57.007	80.00	0.693	14:57:44.874
9 -	18.497	22.259	104.2	15.601	104.6	56.357 (2)	80.93	0.043	14:58:41.231
10 -	18.307	22.385	99.5	15.622	104.8	56.314 (1)	80.99		14:59:37.545

P21 66 S		Annabel THOMAS				Honda - Four Anjels Racing			
IDEAL LAP TIME : 56.830		BEST LAP TIME : 56.830		DIFFERENCE : 0.000					
LAP	SECTOR 1	SECTOR 2		SECTOR 3		LAP TIME	MPH	DIFF	TIME OF DAY
1 -		23.049	104.0	16.231	101.3	1:03.728	71.57	6.898	14:51:07.196
2 -	18.991	23.014	101.9	16.350	101.2	58.355	78.16	1.525	14:52:05.551
3 -	18.897	23.133	101.8	16.163	101.6	58.193	78.37	1.363	14:53:03.744
4 -	18.837	23.144	101.3	16.379	99.8	58.360	78.15	1.530	14:54:02.104
5 -	18.887	22.970	101.2	16.304	101.2	58.161	78.42	1.331	14:55:00.265
6 -	18.852	22.912	101.3	16.194	101.0	57.958	78.69	1.128	14:55:58.223
7 -	18.615	22.884	101.8	16.010	101.3	57.509 (3)	79.31	0.679	14:56:55.732
8 -	18.772	22.779	101.3	15.980	100.7	57.531	79.28	0.701	14:57:53.263
9 -	18.548	22.551	102.4	15.980	101.2	57.079 (2)	79.90	0.249	14:58:50.342
10 -	18.519	22.503	101.3	15.808	101.0	56.830 (1)	80.25		14:59:47.172

P22 56		Bradley WILSON				Honda - B.Wilson Racing			
IDEAL LAP TIME : 56.734		BEST LAP TIME : 56.966		DIFFERENCE : 0.232					
LAP	SECTOR 1	SECTOR 2		SECTOR 3		LAP TIME	MPH	DIFF	TIME OF DAY
1 -		23.459	105.5	16.521	103.5	1:03.820	71.46	6.854	14:51:07.288
2 -	19.060	23.097	105.8	16.245	103.4	58.402	78.09	1.436	14:52:05.690
3 -	18.918	23.447	105.1	16.215	103.8	58.580	77.86	1.614	14:53:04.270
4 -	18.603	23.556	104.2	16.087	103.2	58.246	78.30	1.280	14:54:02.516
5 -	18.638	23.524	104.8	16.054	103.0	58.216	78.34	1.250	14:55:00.732
6 -	18.655	23.128	105.3	16.037	103.4	57.820	78.88	0.854	14:55:58.552
7 -	18.596	23.039	104.6	15.799	103.7	57.434 (3)	79.41	0.468	14:56:55.986
8 -	18.699	23.033	105.6	15.737	102.6	57.469	79.36	0.503	14:57:53.455
9 -	18.539	22.503	105.8	15.924	103.8	56.966 (1)	80.06		14:58:50.421
10 -	18.833	22.727	105.0	15.692	102.9	57.252 (2)	79.66	0.286	14:59:47.673

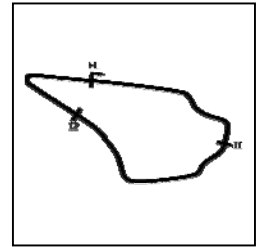
Weather / Track : Cloudy / Dry

Knockhill

Circuit Length = 1.2669 miles

Start: 14:50 Flag 15:02 End: 15:03

RACE 11 - SECTOR ANALYSIS



SECTOR 1 = FL to I1, SECTOR 2 = I1 to I2, SECTOR 3 = I2 to FL, DIFF = Difference To Personal Best Lap, P = Crossed Finish Line in Pit Lane, D = Time Disallowed

P23 96		Brandon PAASCH		KTM - FPW Racing					
IDEAL LAP TIME : 53.078		BEST LAP TIME : 53.190		DIFFERENCE : 0.112					
LAP	SECTOR 1	SECTOR 2		SECTOR 3		LAP TIME	MPH	DIFF	TIME OF DAY
1 -		21.048	113.5	15.080	111.2	56.336	80.96	3.146	14:50:59.804
2 -	17.367	20.953	113.3	15.165	109.1	53.485 (3)	85.27	0.295	14:51:53.289
3 -	17.366	21.353	110.9	15.057	110.5	53.776	84.81	0.586	14:52:47.065
4 -	17.302	21.152	112.4	15.021	110.3	53.475 (2)	85.29	0.285	14:53:40.540
5 -	17.263	21.065	112.7	14.862	109.8	53.190 (1)	85.75		14:54:33.730

MCRCB BULLETIN TK287**2019 Bennetts British Superbike Championship - Round 5****2019 HEL Performance British Motostar Championship****RACE 11 - BEST SECTORS**

SECTOR 1			SECTOR 2			SECTOR 3			IDEAL / BEST COMPARISON						
POS	NO	NAME	TIME	NO	NAME	TIME	NO	NAME	TIME	POS	NO	NAME	IDEAL	BEST	DIFF
													PERFECT LAP	52.459	
1	70	WHATLEY	17.160	45	SWANN	20.723	45	SWANN	14.576	1	45	SWANN	52.516	52.623	0.107
2	1	RODRIGUEZ	17.215	14	NIXON	20.736	1	RODRIGUEZ	14.601	2	1	RODRIGUEZ	52.701	52.867	0.166
3	45	SWANN	17.217	11	JONES	20.827	11	JONES	14.669	3	70	WHATLEY	52.739	53.055	0.316
4	96	PAASCH	17.263	70	WHATLEY	20.862	70	WHATLEY	14.717	4	11	JONES	52.777	52.872	0.095
5	11	JONES	17.281	1	RODRIGUEZ	20.885	96	PAASCH	14.862	5	14	NIXON	52.952	53.088	0.136
6	14	NIXON	17.351	7	BEST	20.941	14	NIXON	14.865	6	96	PAASCH	53.078	53.190	0.112
7	7	BEST	17.367	96	PAASCH	20.953	88	LEIGH	14.920	7	7	BEST	53.377	53.377	0.000
8	99	DAVIS	17.446	64	DURHAM	21.212	7	BEST	15.069	8	99	DAVIS	53.897	54.101	0.204
9	64	DURHAM	17.539	99	DAVIS	21.316	99	DAVIS	15.135	9	88	LEIGH	54.036	54.213	0.177
10	19	OGDEN	17.689	88	LEIGH	21.389	16	CLARIDGE	15.145	10	64	DURHAM	54.058	54.261	0.203
11	88	LEIGH	17.727	19	OGDEN	21.525	19	OGDEN	15.225	11	19	OGDEN	54.439	54.472	0.033
12	16	CLARIDGE	17.778	17	BOURNE	21.564	72	HORSMAN	15.245	12	16	CLARIDGE	54.593	54.786	0.193
13	72	HORSMAN	17.853	72	HORSMAN	21.643	64	DURHAM	15.307	13	72	HORSMAN	54.741	54.971	0.230
14	17	BOURNE	17.933	16	CLARIDGE	21.670	71	FARRER	15.499	14	17	BOURNE	55.017	55.151	0.134
15	71	FARRER	18.062	71	FARRER	21.705	57	HIATT	15.503	15	71	FARRER	55.266	55.353	0.087
16	37	TINKER	18.165	37	TINKER	22.259	17	BOURNE	15.520	16	37	TINKER	56.025	56.314	0.289
17	57	HIATT	18.223	57	HIATT	22.319	54	BURMAN	15.528	17	57	HIATT	56.045	56.165	0.120
18	22	MAGUIRE	18.306	22	MAGUIRE	22.340	37	TINKER	15.601	18	54	BURMAN	56.337	57.206	0.869
19	54	BURMAN	18.455	54	BURMAN	22.354	56	WILSON	15.692	19	22	MAGUIRE	56.348	56.386	0.038
20	66	THOMAS	18.519	41	TINKER	22.421	22	MAGUIRE	15.702	20	56	WILSON	56.734	56.966	0.232
21	41	TINKER	18.539	77	LYONS	22.463	77	LYONS	15.789	21	66	THOMAS	56.830	56.830	0.000
22	56	WILSON	18.539	66	THOMAS	22.503	66	THOMAS	15.808	22	41	TINKER	56.840	56.914	0.074
23	77	LYONS	18.629	56	WILSON	22.503	41	TINKER	15.880	23	77	LYONS	56.881	56.881	0.000

Weather / Track : Cloudy / Dry

Knockhill

Circuit Length = 1.2669 miles

Start: 14:50 Flag 15:02 End: 15:03

Results can be found at www.tsl-timing.com

Printed - 15:11 Sunday, 30 June 2019

MCRCB BULLETIN TK288**2019 Bennetts British Superbike Championship - Round 5****2019 HEL Performance British Motostar Championship****RACE 11 - BEST SPEEDS**

POS	INTERMEDIATE 1		INTERMEDIATE 2		FINISH LINE		MPH	
	NO	NAME	NO	NAME	NO	NAME		
1			14	NIXON	116.1	70	WHATLEY	113.9
2			11	JONES	114.7	88	LEIGH	113.1
3			70	WHATLEY	114.5	11	JONES	112.9
4			45	SWANN	114.1	1	RODRIGUEZ	112.4
5			96	PAASCH	113.5	14	NIXON	112.4
6			1	RODRIGUEZ	112.9	45	SWANN	111.6
7			99	DAVIS	112.9	96	PAASCH	111.2
8			88	LEIGH	112.4	54	BURMAN	111.1
9			64	DURHAM	111.8	64	DURHAM	110.0
10			54	BURMAN	111.8	99	DAVIS	109.8
11			7	BEST	110.7	7	BEST	108.7
12			19	OGDEN	108.7	37	TINKER	106.1
13			72	HORSMAN	108.2	72	HORSMAN	104.8
14			71	FARRER	108.0	57	HIATT	104.8
15			16	CLARIDGE	107.7	16	CLARIDGE	104.5
16			37	TINKER	106.8	71	FARRER	104.5
17			56	WILSON	105.8	19	OGDEN	104.5
18			57	HIATT	105.0	56	WILSON	103.8
19			17	BOURNE	104.0	41	TINKER	103.4
20			66	THOMAS	104.0	77	LYONS	102.9
21			41	TINKER	102.9	22	MAGUIRE	102.2
22			77	LYONS	102.1	17	BOURNE	101.6
23			22	MAGUIRE	101.3	66	THOMAS	101.6

Weather / Track : Cloudy / Dry

Results can be found at www.tsl-timing.comKnockhill
Circuit Length = 1.2669 miles
Start: 14:50 Flag 15:02 End: 15:03

Printed - 15:12 Sunday, 30 June 2019

MCRCB BULLETIN TK289

2019 Bennetts British Superbike Championship - Round 5

2019 HEL Performance British Motostar Championship

RACE 11 - STATISTICS

Competitors Started 23
Planned Start 2019-06-30 @ 14:50:00.000
Actual Start 2019-06-30 @ 14:50:03.467
Finish Time 2019-06-30 @ 15:02:15.093
Track Length 1.2669mi.
Total Laps 287
Total Distance Covered 363.6220mi.

Session Fastest Lap History

NO	CL	NAME	LAP TIME	TIME OF DAY	LAP	VEHICLE
1		Victor RODRIGUEZ	53.601	14:51:52.632	2	DR Moto
11		Dan JONES	53.307	14:51:52.837	2	KTM
1		Victor RODRIGUEZ	53.151	14:54:33.141	5	DR Moto
11		Dan JONES	53.107	14:55:26.621	6	KTM
1		Victor RODRIGUEZ	53.037	14:56:19.419	7	DR Moto
11		Dan JONES	52.990	14:56:19.610	7	KTM
1		Victor RODRIGUEZ	52.942	14:58:05.458	9	DR Moto
11		Dan JONES	52.872	14:58:05.558	9	KTM
45		Scott SWANN	52.623	14:59:00.602	10	IFS KTM

Session Leader History

NO	CL	NAME	FROM LAP	LAPS LED	DISTANCE	VEHICLE
1		Victor RODRIGUEZ	1	14	17.73 miles	DR Moto

Flag History

TYPE	TIME OF DAY
GREEN	14:50:03.467
FINISH	15:02:15.093

Flag Statistics

TYPE	COUNT	TOTAL LAPS	TOTAL TIME
Green	1	14	13:29.227
Red	0	0	0.000
Safety Car	0	0	0.000
FCY	0	0	0.000

Weather / Track : Cloudy / Dry

These results are provisional until the conclusion of any judicial and technical matters.

Knockhill
Circuit Length = 1.2669 miles
Start: 14:50 Flag 15:02 End: 15:03

Race Director :	Stewards :	Timekeeper :
-----------------	------------	--------------

MCRCB BULLETIN TK289

2019 Bennetts British Superbike Championship - Round 5

2019 HEL Performance British Motostar Championship

RACE 11 - STATISTICS

CLASS :

12 Starters

Fastest Lap History

NO	NAME	LAP TIME	TIME OF DAY	LAP	VEHICLE
1	Victor RODRIGUEZ	53.601	14:51:52.632	2	DR Moto
11	Dan JONES	53.307	14:51:52.837	2	KTM
1	Victor RODRIGUEZ	53.151	14:54:33.141	5	DR Moto
11	Dan JONES	53.107	14:55:26.621	6	KTM
1	Victor RODRIGUEZ	53.037	14:56:19.419	7	DR Moto
11	Dan JONES	52.990	14:56:19.610	7	KTM
1	Victor RODRIGUEZ	52.942	14:58:05.458	9	DR Moto
11	Dan JONES	52.872	14:58:05.558	9	KTM
45	Scott SWANN	52.623	14:59:00.602	10	IFS KTM

Leader History

NO	NAME	FROM LAP	LAPS LED	DISTANCE	VEHICLE
1	Victor RODRIGUEZ	1	14	17.73 miles	DR Moto

Weather / Track : Cloudy / Dry

These results are provisional until the conclusion of any judicial and technical matters.

Knockhill

Circuit Length = 1.2669 miles

Start: 14:50 Flag 15:02 End: 15:03

Race Director :	Stewards :	Timekeeper :
-----------------	------------	--------------

MCRCB BULLETIN TK289

2019 Bennetts British Superbike Championship - Round 5

2019 HEL Performance British Motostar Championship

RACE 11 - STATISTICS

CLASS : S

11 Starters

Fastest Lap History

NO	NAME	LAP TIME	TIME OF DAY	LAP	VEHICLE
19	Scott OGDEN	55.272	14:51:58.580	2	Honda
16	Harvey CLARIDGE	54.863	14:57:34.593	8	Honda
16	Harvey CLARIDGE	54.786	14:58:29.380	9	Honda
19	Scott OGDEN	54.472	15:02:19.748	11	Honda

Leader History

NO	NAME	FROM LAP	LAPS LED	DISTANCE	VEHICLE
72	Cameron HORSMAN	1	1	1.26 miles	Honda
19	Scott OGDEN	2	4	5.06 miles	Honda
16	Harvey CLARIDGE	6	9	11.40 miles	Honda

Weather / Track : Cloudy / Dry

These results are provisional until the conclusion of any judicial and technical matters.

Knockhill

Circuit Length = 1.2669 miles

Start: 14:50 Flag 15:02 End: 15:03

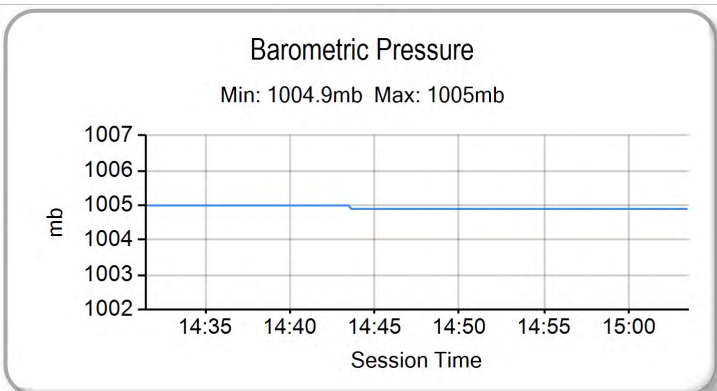
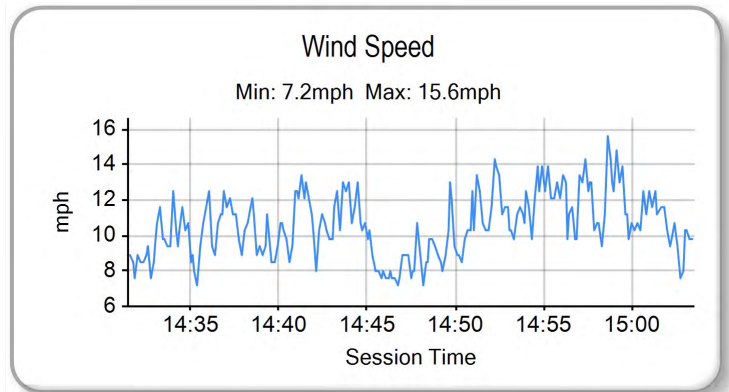
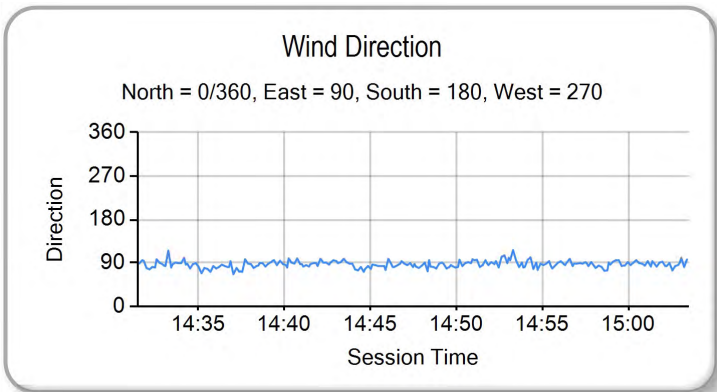
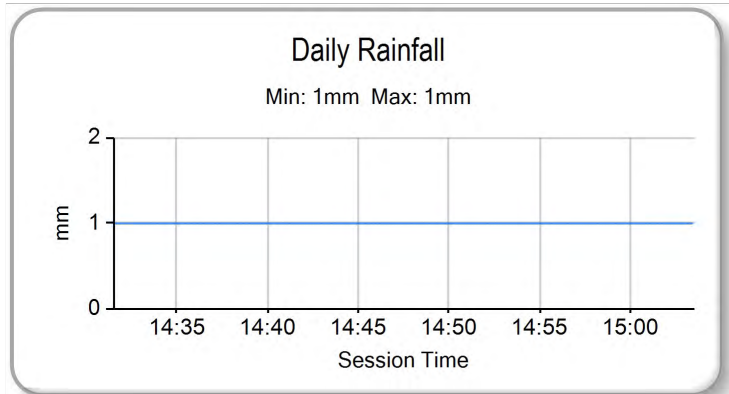
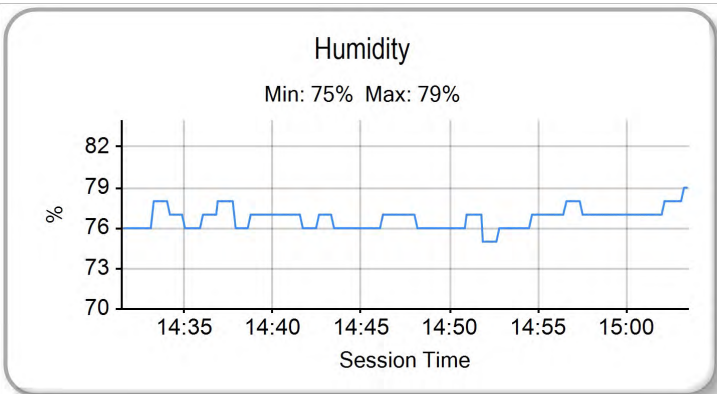
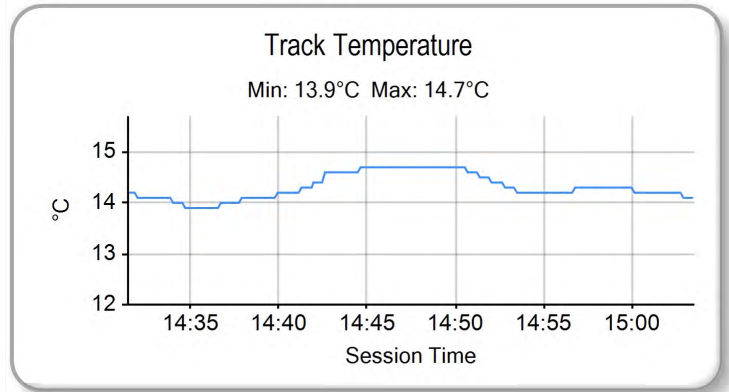
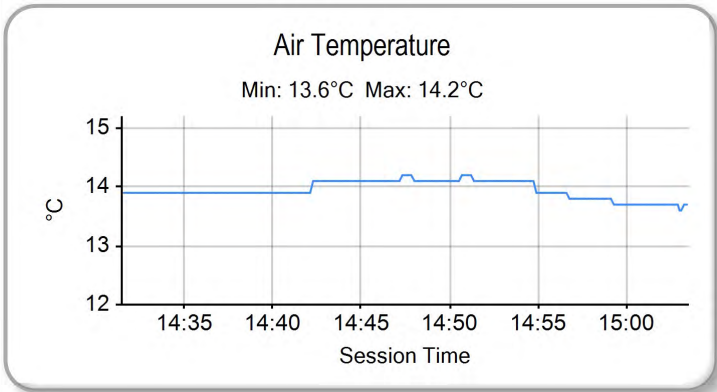
Race Director :	Stewards :	Timekeeper :
-----------------	------------	--------------

MCRCB BULLETIN TK290

2019 Bennetts British Superbike Championship - Round 5

2019 HEL Performance British Motostar Championship

RACE 11 - WEATHER CONDITIONS



Weather / Track : Cloudy / Dry

Results can be found at www.tsl-timing.com

Knockhill
Circuit Length = 1.2669 miles
Start: 14:50 Flag 15:02 End: 15:03

Printed - 15:13 Sunday, 30 June 2019

2019 HEL Performance British Motostar Championship

MOTO 3 GP POINTS AFTER ROUND 6

		TOTAL	GAP	DIFF																			Wins	Seconds	Thirds				
					1	2	3	4	5	6	7	8	9	10	11	12	13	14	15	16	17	18							
					4th-6th May	Oulton Park International	14th-16th June	Brands Hatch GP	28th-30th June	Knockhill	2nd-3rd August	Thruxton	16th-18th August	Cadwell Park	6th-8th September	Oulton Park International	20th-22nd September	TT Circuit Assen	4th-6th October	Donington Park GP	18th-20th October	Brands Hatch GP							
1	Brandon PAASCH	115			25	25	20	25	20																3	2	0		
2	Scott SWANN	88	27		20	16	16		16	20															0	2	3		
3	Victor RODRIGUEZ	77	38	11			11	16	25	25															2	0	1		
4	Asher DURHAM	74	41	3	13	13	13	13	11	11																0	0	0	
5	Joshua WHATLEY	70	45	4	11	10	9	11	13	16																0	0	1	
6	Edmund BEST	52	63	18	10	11	8		10	13																0	0	0	
7	Jamie DAVIS	52	63	0	9	9	6	9	9	10																0	0	0	
8	Jack NIXON	46	69	6	16		10	20																		0	1	1	
9	Dan JONES	45	70	1		20	25																			1	1	0	
10	Harry LEIGH	38	77	7	8	7	1	5	8	9																0	0	0	
11	Sam BURMAN	38	77	0	6	8	3	6	7	8																0	0	0	
12	Sharni PINFOLD	26	89	12	7	6	5	8																			0	0	0
13	Connor SELLORS	21	94	5	5	5	4	7																			0	0	0
14	Jerry Van de BUNT	17	98	4			7	10																			0	0	0
15	Bradley WILSON	10	105	7	4				6																		0	0	0
16	Raul RODRIGUEZ	6	109	4			2	4																			0	0	0
17		0	115	6																							0	0	0
18		0	115	0																							0	0	0
19		0	115	0																							0	0	0
20		0	115	0																							0	0	0
21		0	115	0																							0	0	0
22		0	115	0																							0	0	0
23		0	115	0																							0	0	0
24		0	115	0																							0	0	0
25		0	115	0																							0	0	0

