



BRITISH MOTOSTAR CHAMPIONSHIP & ADAC NORTHERN EUROPE CUP

Round 11
Assen

30th September – 2nd October 2016

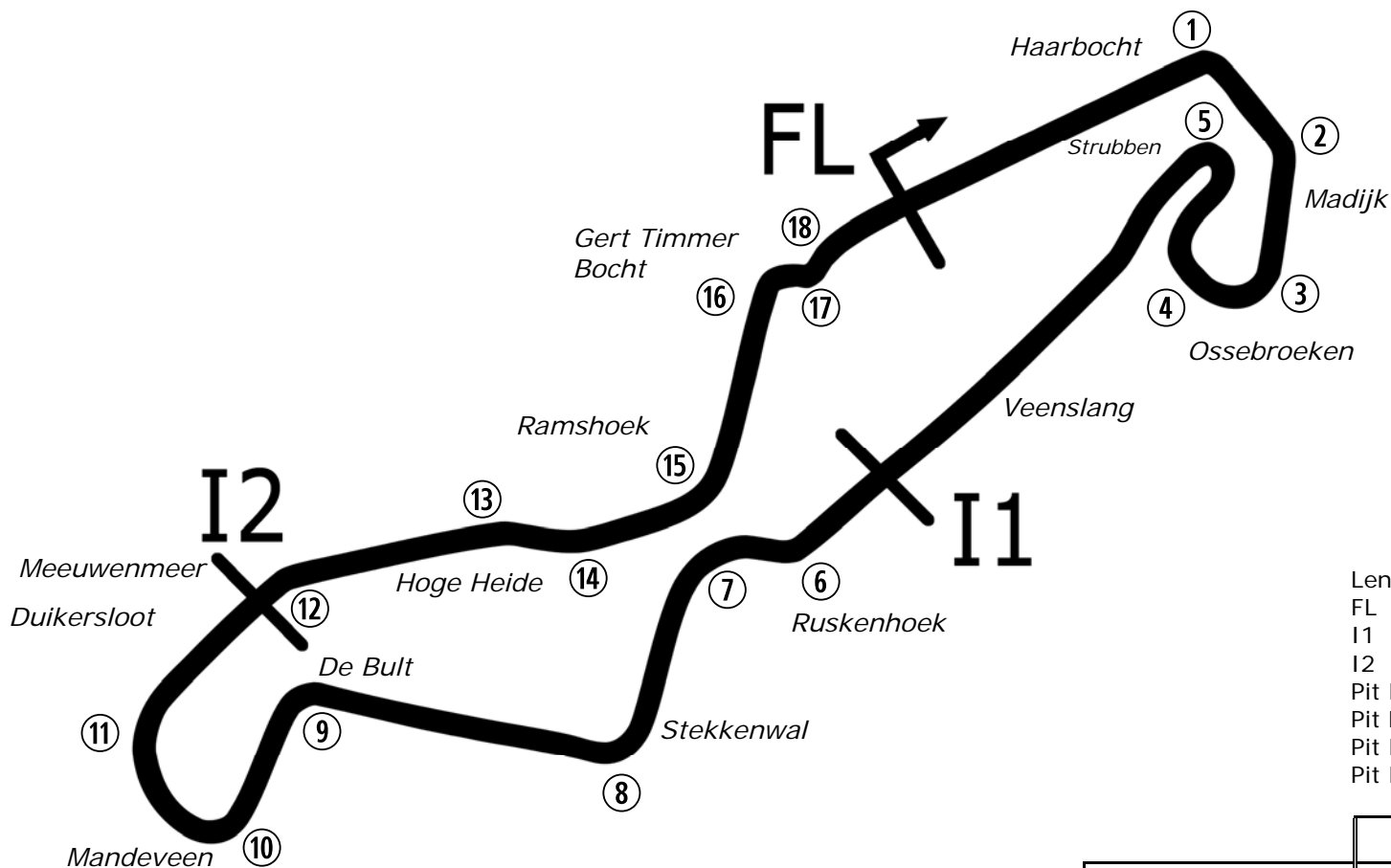


Assen

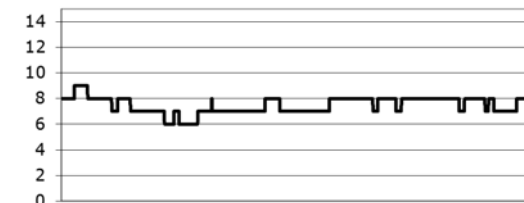


SPORTS TIMING

TIMING SOLUTIONS LTD



Circuit Altitude (m)



| | | | |
|---|---------------|------------|-----------|
| Length | 2.8222 miles | 4542.0 m | |
| FL | | 52.96232 N | 6.52416 E |
| I1 | 1624m | 52.95945 N | 6.52529 E |
| I2 | 3354m | 52.95562 N | 6.51282 E |
| Pit Entry | 4359m | 52.96222 N | 6.52433 E |
| Pit Finish | 4438m | 52.96176 N | 6.52350 E |
| Pit Exit | 287m after FL | 52.96384 N | 6.52760 E |
| Pit Entry–Pit Exit 326m, 19.5s @60kph, 14.6s @80kph | | | |

| Lap Records | | Best Sector Information | | | | | |
|-------------|----------|-------------------------|---------------|--------------------|---------------|--------------------|---------------|
| | | Sector 1 (FL - I1) | I1 Trap (mph) | Sector 2 (I1 - I2) | I2 Trap (mph) | Sector 3 (I2 - FL) | FL Trap (mph) |
| Superbike | 1:36.904 | 36.505 | 188.5 | 36.806 | NONE | 21.947 | 139.8 |
| Supersport | 1:39.159 | 37.846 | 161.7 | 37.895 | NONE | 22.954 | 128.9 |
| Motostar | 1:46.144 | 40.741 | 133.0 | 39.785 | NONE | 24.407 | 111.0 |
| F1 Sidecar | 1:41.525 | 38.760 | 148.3 | 38.570 | NONE | 23.490 | 121.5 |
| Ducati Cup | 1:42.364 | 39.395 | 162.0 | 39.129 | NONE | 23.513 | 124.9 |
| | | | | | | | |
| | | | | | | | |
| | | | | | | | |



| POS | NO | CL | PIC NAME | NAT | ENTRY | TIME | ON | LAPS | GAP | DIFF | MPH |
|-----|-----|-----|-------------------------|-----|---|----------|----|------|--------|-------|-------|
| 1 | 26 | | Dani SAEZ | SPA | KTM - GA Competition | 1:49.545 | 12 | 12 | | | 92.74 |
| 2 | 52 | | Jorel BOERBOOM | NED | Kalex KTM - FPW Racing | 1:50.009 | 13 | 13 | 0.464 | 0.464 | 92.35 |
| 3 | 42 | | Brian SLOOTEN | NED | Bakker Honda - Bakker Frame Racing | 1:50.851 | 14 | 14 | 1.306 | 0.842 | 91.65 |
| 4 | 12 | | Edward RENDELL | GBR | Ten Kate Honda - Banks Racing | 1:51.614 | 8 | 13 | 2.069 | 0.763 | 91.02 |
| 5 | 69 | | Tom BOOTH-AMOS | GBR | Tigcraft - FAB Racing | 1:51.937 | 10 | 12 | 2.392 | 0.323 | 90.76 |
| 6 | 35 | | Elliot LODGE | GBR | Honda - Essential Team Racing / SP125 | 1:51.969 | 11 | 12 | 2.424 | 0.032 | 90.74 |
| 7 | 21 | | Richard KERR | GBR | KTM - North West Racing | 1:52.029 | 8 | 11 | 2.484 | 0.060 | 90.69 |
| 8 | 44 | | Edmund BEST | GBR | KTM - SymCirrus Motorsport | 1:52.125 | 12 | 13 | 2.580 | 0.096 | 90.61 |
| 9 | 4 | AS | Dirk GEIGER | GER | Honda - Kiefer Racing | 1:52.239 | 12 | 13 | 2.694 | 0.114 | 90.52 |
| 10 | 50 | AGP | Jason DUPASQUIER | SWI | KTM - KTM Swiss Junior Team | 1:52.278 | 11 | 13 | 2.733 | 0.039 | 90.49 |
| 11 | 152 | AS | Oliver KONIG | CZE | Honda - | 1:52.366 | 13 | 13 | 2.821 | 0.088 | 90.42 |
| 12 | 19 | AS | Sasha de VITS | BEL | Honda - DV1 RacingTeam | 1:52.553 | 13 | 13 | 3.008 | 0.187 | 90.27 |
| 13 | 41 | AS | Kevin ORGIS | GER | Honda - Kiefer Racing | 1:52.706 | 11 | 13 | 3.161 | 0.153 | 90.14 |
| 14 | 43 | AS | Simon JESPERSEN | DEN | Honda - | 1:52.806 | 13 | 13 | 3.261 | 0.100 | 90.06 |
| 15 | 47 | | Jake ARCHER | GBR | KTM FTR - City Lifting / RS Racing | 1:53.302 | 11 | 11 | 3.757 | 0.496 | 89.67 |
| 16 | 3 | AS | Toni ERHARD | GER | Honda - Kiefer Racing | 1:53.586 | 12 | 12 | 4.041 | 0.284 | 89.44 |
| 17 | 49 | AS | Philipp FREITAG | GER | Honda - FKoch Rennsport & Hannes Allwardt | 1:53.688 | 12 | 14 | 4.143 | 0.102 | 89.36 |
| 18 | 121 | AS | Matthias MEGGLE | GER | Honda - Dynavolt Intact GP Junior Team | 1:53.809 | 10 | 12 | 4.264 | 0.121 | 89.27 |
| 19 | 37 | AS | Rick DUNNIK | NED | Honda - HD Racing | 1:53.853 | 11 | 13 | 4.308 | 0.044 | 89.23 |
| 20 | 22 | | Tasia RODINK | NED | Honda - GA Competition | 1:54.282 | 10 | 11 | 4.737 | 0.429 | 88.90 |
| 21 | 30 | | Max COOK | GBR | Repli-Cast - Repli-Cast UK Racing | 1:54.316 | 11 | 13 | 4.771 | 0.034 | 88.87 |
| 22 | 9 | OGP | Ruben DOORAKKERS | NED | Honda - | 1:54.551 | 8 | 12 | 5.006 | 0.235 | 88.69 |
| 23 | 45 | AS | Leon ORGIS | GER | Honda - Kiefer Racing | 1:54.750 | 12 | 12 | 5.205 | 0.199 | 88.54 |
| 24 | 98 | | Tomas de VRIES | NED | Honda - DAT Racing | 1:55.176 | 12 | 12 | 5.631 | 0.426 | 88.21 |
| 25 | 13 | AGP | Maximilian KOFLER | AUT | KTM - MSV Schwanenstadt | 1:55.969 | 8 | 8 | 6.424 | 0.793 | 87.61 |
| 26 | 66 | | Cameron FRASER | GBR | Kalex KTM - FPW Racing | 1:56.533 | 13 | 13 | 6.988 | 0.564 | 87.18 |
| 27 | 99 | | Stephen CAMPBELL | GBR | Honda - Campbell Racing | 1:56.841 | 11 | 12 | 7.296 | 0.308 | 86.95 |
| 28 | 6 | | Lukas KARLSSON | SWE | Honda - Nordgren Racing | 1:56.887 | 11 | 12 | 7.342 | 0.046 | 86.92 |
| 29 | 122 | AS | Marie MENDE | GER | Honda - MM-Racing | 1:57.055 | 10 | 13 | 7.510 | 0.168 | 86.79 |
| 30 | 93 | | Steve LAWTON | GBR | Honda - Cresswell Racing | 1:57.160 | 10 | 11 | 7.615 | 0.105 | 86.72 |
| 31 | 154 | AS | Lukas FALCK | DEN | Honda - | 1:57.264 | 12 | 13 | 7.719 | 0.104 | 86.64 |
| 32 | 15 | | Eugene McMANUS | GBR | KTM - M.V. Commercial | 1:57.396 | 11 | 12 | 7.851 | 0.132 | 86.54 |
| 33 | 2 | | Mike BROUWERS | NED | Husqvarna - Joma / Brouwersracingteam | 1:57.837 | 5 | 7 | 8.292 | 0.441 | 86.22 |
| 34 | 33 | | Miguel CORREIA-LOURENCO | NED | Kalex KTM - Racing Team Noord NL | 1:58.676 | 5 | 9 | 9.131 | 0.839 | 85.61 |
| 35 | 91 | AS | Patrick ECKERT | GER | Honda - | 1:58.947 | 12 | 12 | 9.402 | 0.271 | 85.41 |
| 36 | 25 | AGP | Johanna INNERFORS | SWE | Honda - | 1:59.254 | 12 | 12 | 9.709 | 0.307 | 85.19 |
| 37 | 54 | | Sam BURMAN | GBR | KTM - TeamWNT / Burman Racing | 1:59.774 | 12 | 12 | 10.229 | 0.520 | 84.82 |

QUALIFYING LAPTIME (110.0% of 1:49.545) = 2:00.499

| | | | | | | | | | | | |
|----|-----|-----|-----------------------|-----|------------------------------------|----------|----|----|--------|-------|-------|
| 38 | 36 | AS | 14 Sander KROEZE | NED | Honda - Ernst Dubbink Eveno Racing | 2:00.984 | 3 | 4 | 11.439 | 1.210 | 83.97 |
| 39 | 5 | | 21 William SVARD | SWE | Honda - Nordgren Racing | 2:01.040 | 6 | 10 | 11.495 | 0.056 | 83.94 |
| 40 | 48 | | 22 Ewan POTTER | GBR | Honda - | 2:01.632 | 11 | 12 | 12.087 | 0.592 | 83.53 |
| 41 | 17 | AS | 15 Anna ADBRING | SWE | Honda - KOAN Event Racing | 2:03.504 | 12 | 12 | 13.959 | 1.872 | 82.26 |
| 42 | 113 | OGP | 2 Sebastian LOSCIALE | SWE | Honda - | 2:03.742 | 11 | 12 | 14.197 | 0.238 | 82.10 |
| 43 | 115 | AS | 16 Oliver Lind JENSEN | DEN | Honda - | 2:10.166 | 4 | 7 | 20.621 | 6.424 | 78.05 |
| 44 | 147 | AS | 17 Phillip HOLE | DEN | Honda - 3S ApS | 2:10.316 | 8 | 9 | 20.771 | 0.150 | 77.96 |
| 45 | 61 | AGP | 4 Ernst DUBBINK | NED | Honda - Ernst Dubbink Eveno Racing | | | 6 | | | |
| 46 | 23 | | 23 Sam LLEWELLYN | GBR | Honda - Mammoth Motorsport | | | | | | |

Assen

Circuit Length = 2.8222 miles

Start: 09:00 Flag 09:25 End: 09:27

Weather / Track : Bright / Dry

These results are provisional until the conclusion of any judicial and technical matters.

| | | |
|-----------------|------------|--------------|
| Race Director : | Stewards : | Timekeeper : |
|-----------------|------------|--------------|

Results can be found at www.britishsuperbike.com

Printed - 09:34 Friday, 30 September 2016

MCRCB BULLETIN TK002

2016 MCE British Superbike Championship - Round 11

2016 HEL Performance British Motostar Moto 3 GP & ADAC NEC

FREE PRACTICE - SECTOR ANALYSIS

SECTOR 1 = FL to I1, SECTOR 2 = I1 to I2, SECTOR 3 = I2 to FL, DIFF = Difference To Personal Best Lap, P = Crossed Finish Line in Pit Lane, D = Time Disallowed

| P1 26 Dani SAEZ | | KTM - GA Competition | | | | | | |
|---------------------------|---------------|--------------------------|---------------|--------------------|--------------|---------------------|-----------------------------|--|
| IDEAL LAP TIME : 1:49.528 | | BEST LAP TIME : 1:49.545 | | DIFFERENCE : 0.017 | | | | |
| LAP | SECTOR 1 | SECTOR 2 | SECTOR 3 | LAP TIME | MPH | DIFF | TIME OF DAY | |
| 1 - | OUTLAP | 122.0 | 49.638 | 29.133 | 100.7 | | 09:02:54.013 | |
| 2 - | 45.629 | 126.1 | 44.839 | 26.880 | 105.5 | 1:57.348 | 86.58 7.803 09:04:51.361 | |
| 3 - | 43.363 | 128.3 | 44.745 | 26.766 | 105.5 | 1:54.874 | 88.44 5.329 09:06:46.235 | |
| 4 - | 43.126 | 126.8 | 43.709 | 26.069 | 104.5 | 1:52.904 | 89.98 3.359 09:08:39.139 | |
| 5 - | 42.739 | 125.2 | 43.113 | 25.924 | 106.2 | 1:51.776 | 90.89 2.231 09:10:30.915 | |
| 6 - | 42.362 | 126.6 | 42.755 | 26.674 | 101.6 | 1:51.791 | 90.88 2.246 09:12:22.706 | |
| 7 - | 42.671 | 125.9 | 43.196 | IN PIT | | 1:59.509 P | 85.01 9.964 09:14:22.215 | |
| 8 - | OUTLAP | 125.4 | 43.297 | 26.026 | 106.7 | 4:06.985 | 41.13 2:17.440 09:18:29.200 | |
| 9 - | 42.134 | 125.9 | 42.279 | 25.537 | 108.3 | 1:49.950 (2) | 92.40 0.405 09:20:19.150 | |
| 10 - | 42.497 | 127.5 | 42.708 | 25.476 | 107.0 | 1:50.681 | 91.79 1.136 09:22:09.831 | |
| 11 - | 42.311 | 125.9 | 42.510 | 25.689 | 105.5 | 1:50.510 (3) | 91.93 0.965 09:24:00.341 | |
| 12 - | 42.151 | 126.1 | 41.950 | 25.444 | 107.0 | 1:49.545 (1) | 92.74 09:25:49.886 | |

| P2 52 Jorel BOERBOOM | | Kalex KTM - FPW Racing | | | | | | |
|-----------------------------|---------------|--------------------------|---------------|--------------------|--------------|---------------------|---------------------------|--|
| IDEAL LAP TIME : 1:49.964 | | BEST LAP TIME : 1:50.009 | | DIFFERENCE : 0.045 | | | | |
| LAP | SECTOR 1 | SECTOR 2 | SECTOR 3 | LAP TIME | MPH | DIFF | TIME OF DAY | |
| 1 - | OUTLAP | 122.4 | 50.337 | 29.199 | 102.8 | | 09:02:30.827 | |
| 2 - | 46.413 | 121.1 | 46.908 | 27.162 | 104.5 | 2:00.483 | 84.32 10.474 09:04:31.310 | |
| 3 - | 44.516 | 125.6 | 45.170 | 26.768 | 105.7 | 1:56.454 | 87.24 6.445 09:06:27.764 | |
| 4 - | 43.914 | 124.5 | 44.049 | 26.474 | 105.2 | 1:54.437 | 88.78 4.428 09:08:22.201 | |
| 5 - | 43.535 | 124.5 | 43.731 | 26.188 | 105.0 | 1:53.454 | 89.55 3.445 09:10:15.655 | |
| 6 - | 43.503 | 124.9 | 43.220 | 26.900 | 103.0 | 1:53.623 | 89.41 3.614 09:12:09.278 | |
| 7 - | 43.115 | 126.1 | 42.754 | 26.085 | 105.7 | 1:51.954 | 90.75 1.945 09:14:01.232 | |
| 8 - | 43.365 | 124.9 | 43.092 | 26.445 | 106.7 | 1:52.902 | 89.99 2.893 09:15:54.134 | |
| 9 - | 42.728 | 125.2 | 42.457 | 26.023 | 106.0 | 1:51.208 | 91.36 1.199 09:17:45.342 | |
| 10 - | 42.585 | 124.9 | 42.693 | 25.564 | 104.7 | 1:50.842 (2) | 91.66 0.833 09:19:36.184 | |
| 11 - | 42.978 | 124.5 | 42.466 | 25.726 | 106.5 | 1:51.170 | 91.39 1.161 09:21:27.354 | |
| 12 - | 42.513 | 125.2 | 42.983 | 25.533 | 105.5 | 1:51.029 (3) | 91.50 1.020 09:23:18.383 | |
| 13 - | 42.558 | 124.5 | 42.155 | 25.296 | 107.2 | 1:50.009 (1) | 92.35 09:25:08.392 | |

| P3 42 Brian SLOOTEN | | Bakker Honda - Bakker Frame Racing | | | | | | |
|----------------------------|---------------|------------------------------------|---------------|--------------------|--------------|---------------------|---------------------------|--|
| IDEAL LAP TIME : 1:50.851 | | BEST LAP TIME : 1:50.851 | | DIFFERENCE : 0.000 | | | | |
| LAP | SECTOR 1 | SECTOR 2 | SECTOR 3 | LAP TIME | MPH | DIFF | TIME OF DAY | |
| 1 - | OUTLAP | 119.6 | 49.911 | 29.165 | 102.3 | | 09:02:14.636 | |
| 2 - | 45.554 | 121.7 | 45.408 | 27.131 | 101.6 | 1:58.093 | 86.03 7.242 09:04:12.729 | |
| 3 - | 44.491 | 122.9 | 44.069 | 26.442 | 101.9 | 1:55.002 | 88.34 4.151 09:06:07.731 | |
| 4 - | 44.698 | 117.5 | 44.135 | 26.479 | 104.2 | 1:55.312 | 88.11 4.461 09:08:03.043 | |
| 5 - | 43.601 | 122.2 | 43.786 | 26.185 | 103.3 | 1:53.572 | 89.46 2.721 09:09:56.615 | |
| 6 - | 43.375 | 122.9 | 43.209 | 26.007 | 104.7 | 1:52.591 | 90.23 1.740 09:11:49.206 | |
| 7 - | 43.013 | 123.8 | 43.888 | 25.887 | 104.7 | 1:52.788 | 90.08 1.937 09:13:41.994 | |
| 8 - | 43.411 | 120.9 | 43.091 | 26.000 | 103.8 | 1:52.502 | 90.31 1.651 09:15:34.496 | |
| 9 - | 43.103 | 123.3 | 42.634 | 26.364 | 100.0 | 1:52.101 (3) | 90.63 1.250 09:17:26.597 | |
| 10 - | 44.308 | 114.7 | 43.536 | 25.942 | 102.1 | 1:53.786 | 89.29 2.935 09:19:20.383 | |
| 11 - | 45.349 | 126.1 | 42.775 | 26.145 | 105.5 | 1:54.269 | 88.91 3.418 09:21:14.652 | |
| 12 - | 42.883 | 123.5 | 42.889 | 26.343 | 104.7 | 1:52.115 | 90.62 1.264 09:23:06.767 | |
| 13 - | 42.841 | 122.4 | 42.457 | 25.829 | 105.0 | 1:51.127 (2) | 91.42 0.276 09:24:57.894 | |
| 14 - | 42.793 | 123.8 | 42.408 | 25.650 | 104.5 | 1:50.851 (1) | 91.65 09:26:48.745 | |

| P4 12 Edward RENDELL | | Ten Kate Honda - Banks Racing | | | | | | |
|-----------------------------|----------|-------------------------------|----------|--------------------|-------|----------|--------------------------|--|
| IDEAL LAP TIME : 1:51.428 | | BEST LAP TIME : 1:51.614 | | DIFFERENCE : 0.186 | | | | |
| LAP | SECTOR 1 | SECTOR 2 | SECTOR 3 | LAP TIME | MPH | DIFF | TIME OF DAY | |
| 1 - | OUTLAP | 116.5 | 49.522 | 29.868 | 99.4 | | 09:02:58.598 | |
| 2 - | 45.972 | 118.1 | 45.386 | 27.783 | 99.1 | 1:59.141 | 85.27 7.527 09:04:57.739 | |
| 3 - | 44.798 | 118.5 | 43.963 | 26.631 | 100.9 | 1:55.392 | 88.04 3.778 09:06:53.131 | |
| 4 - | 43.924 | 120.9 | 43.810 | 26.658 | 102.1 | 1:54.392 | 88.81 2.778 09:08:47.523 | |
| 5 - | 43.703 | 120.9 | 43.292 | 26.962 | 100.5 | 1:53.957 | 89.15 2.343 09:10:41.480 | |
| 6 - | 43.546 | 118.9 | 42.930 | 26.698 | 101.9 | 1:53.174 | 89.77 1.560 09:12:34.654 | |

Weather / Track : Bright / Dry

Assen

Circuit Length = 2.8222 miles

Start: 09:00 Flag 09:25 End: 09:27

MCRCB BULLETIN TK002

2016 MCE British Superbike Championship - Round 11

2016 HEL Performance British Motostar Moto 3 GP & ADAC NEC

FREE PRACTICE - SECTOR ANALYSIS

SECTOR 1 = FL to I1, SECTOR 2 = I1 to I2, SECTOR 3 = I2 to FL, DIFF = Difference To Personal Best Lap, P = Crossed Finish Line in Pit Lane, D = Time Disallowed

| | | | | | | | | | |
|------------|---------------|--------------|---------------|---------------|--------------|---------------------|--------------|-------|---------------------|
| 7 - | 43.374 | 118.7 | 42.870 | 26.290 | 103.0 | 1:52.534 | 90.28 | 0.920 | 09:14:27.188 |
| 8 - | 43.131 | 120.4 | 42.665 | 25.818 | 103.5 | 1:51.614 (1) | 91.02 | | 09:16:18.802 |
| 9 - | 43.056 | 120.9 | 43.087 | 26.089 | 104.2 | 1:52.232 | 90.52 | 0.618 | 09:18:11.034 |
| 10 - | 43.612 | 121.3 | 43.957 | 26.901 | 99.6 | 1:54.470 | 88.75 | 2.856 | 09:20:05.504 |
| 11 - | 42.997 | 118.3 | 42.613 | 26.501 | 99.4 | 1:52.111 (3) | 90.62 | 0.497 | 09:21:57.615 |
| 12 - | 43.070 | 117.9 | 42.916 | 25.960 | 101.4 | 1:51.946 (2) | 90.75 | 0.332 | 09:23:49.561 |
| 13 - | 43.540 | 120.0 | 42.794 | 25.836 | 101.6 | 1:52.170 | 90.57 | 0.556 | 09:25:41.731 |

| P5 69 Tom BOOTH-AMOS | | Tigcraft - FAB Racing | | | | | | | |
|-----------------------------|---------------|--------------------------|---------------|--------------------|--------------|---------------------|--------------|--------|---------------------|
| IDEAL LAP TIME : 1:51.890 | | BEST LAP TIME : 1:51.937 | | DIFFERENCE : 0.047 | | | | | |
| LAP | SECTOR 1 | SECTOR 2 | SECTOR 3 | LAP TIME | MPH | DIFF | TIME OF DAY | | |
| 1 - | OUTLAP | 118.5 | 48.415 | 28.318 | 99.4 | | 09:03:37.953 | | |
| 2 - | 46.007 | 119.1 | 46.468 | 27.003 | 101.4 | 1:59.478 | 85.03 | 7.541 | 09:05:37.431 |
| 3 - | 44.374 | 119.8 | 45.241 | 26.537 | 103.5 | 1:56.152 | 87.47 | 4.215 | 09:07:33.583 |
| 4 - | 44.620 | 121.7 | 44.903 | 26.858 | 103.8 | 1:56.381 | 87.30 | 4.444 | 09:09:29.964 |
| 5 - | 43.609 | 121.3 | 44.026 | 26.491 | 96.2 | 1:54.126 | 89.02 | 2.189 | 09:11:24.090 |
| 6 - | 44.843 | 121.3 | 43.634 | IN PIT | | 2:02.710 P | 82.79 | 10.773 | 09:13:26.800 |
| 7 - | OUTLAP | 121.5 | 43.175 | 26.833 | 99.8 | 2:09.433 | 78.49 | 17.496 | 09:15:36.233 |
| 8 - | 43.825 | 121.3 | 43.493 | 26.251 | 103.0 | 1:53.569 | 89.46 | 1.632 | 09:17:29.802 |
| 9 - | 43.372 | 122.0 | 43.261 | 25.952 | 104.2 | 1:52.585 (2) | 90.24 | 0.648 | 09:19:22.387 |
| 10 - | 43.121 | 122.0 | 42.817 | 25.999 | 105.0 | 1:51.937 (1) | 90.76 | | 09:21:14.324 |
| 11 - | 44.905 | 121.1 | 43.538 | 26.033 | 103.8 | 1:54.476 | 88.75 | 2.539 | 09:23:08.800 |
| 12 - | 43.169 | 122.2 | 43.731 | 26.041 | 103.3 | 1:52.941 (3) | 89.95 | 1.004 | 09:25:01.741 |

| P6 35 Elliot LODGE | | Honda - Essential Team Racing / SP125 | | | | | | | |
|---------------------------|---------------|---------------------------------------|---------------|--------------------|--------------|---------------------|--------------|--------|---------------------|
| IDEAL LAP TIME : 1:51.626 | | BEST LAP TIME : 1:51.969 | | DIFFERENCE : 0.343 | | | | | |
| LAP | SECTOR 1 | SECTOR 2 | SECTOR 3 | LAP TIME | MPH | DIFF | TIME OF DAY | | |
| 1 - | OUTLAP | 122.2 | 48.140 | 28.460 | 101.6 | | 09:04:26.690 | | |
| 2 - | 46.424 | 123.3 | 47.765 | 28.020 | 102.3 | 2:02.209 | 83.13 | 10.240 | 09:06:28.899 |
| 3 - | 45.729 | 123.3 | 45.233 | 27.334 | 103.5 | 1:58.296 | 85.88 | 6.327 | 09:08:27.195 |
| 4 - | 45.308 | 124.0 | 45.360 | 27.511 | 104.0 | 1:58.179 | 85.97 | 6.210 | 09:10:25.374 |
| 5 - | 44.899 | 122.6 | 44.902 | 27.891 | 100.9 | 1:57.692 | 86.32 | 5.723 | 09:12:23.066 |
| 6 - | 44.526 | 123.8 | 44.516 | 27.064 | 102.6 | 1:56.106 | 87.50 | 4.137 | 09:14:19.172 |
| 7 - | 44.181 | 122.0 | 44.665 | 27.209 | 102.3 | 1:56.055 | 87.54 | 4.086 | 09:16:15.227 |
| 8 - | 44.306 | 121.3 | 44.353 | 26.728 | 103.5 | 1:55.387 | 88.05 | 3.418 | 09:18:10.614 |
| 9 - | 43.740 | 122.9 | 45.442 | 26.266 | 101.9 | 1:55.448 | 88.00 | 3.479 | 09:20:06.062 |
| 10 - | 43.479 | 124.2 | 43.010 | 26.239 | 104.5 | 1:52.728 (3) | 90.12 | 0.759 | 09:21:58.790 |
| 11 - | 43.216 | 124.2 | 42.971 | 25.782 | 105.2 | 1:51.969 (1) | 90.74 | | 09:23:50.759 |
| 12 - | 43.024 | 124.9 | 43.826 | 25.631 | 105.5 | 1:52.481 (2) | 90.32 | 0.512 | 09:25:43.240 |

| P7 21 Richard KERR | | KTM - North West Racing | | | | | | | |
|---------------------------|---------------|--------------------------|---------------|--------------------|--------------|---------------------|--------------|----------|---------------------|
| IDEAL LAP TIME : 1:52.029 | | BEST LAP TIME : 1:52.029 | | DIFFERENCE : 0.000 | | | | | |
| LAP | SECTOR 1 | SECTOR 2 | SECTOR 3 | LAP TIME | MPH | DIFF | TIME OF DAY | | |
| 1 - | | 122.2 | 50.968 | 29.350 | 102.1 | | 09:02:10.074 | | |
| 2 - | 46.679 | 121.3 | 47.255 | 27.750 | 104.0 | 2:01.684 | 83.49 | 9.655 | 09:04:11.758 |
| 3 - | 45.103 | 122.9 | 45.434 | 27.261 | 103.5 | 1:57.798 | 86.25 | 5.769 | 09:06:09.556 |
| 4 - | 44.371 | 123.5 | 45.283 | IN PIT | | 2:05.406 P | 81.01 | 13.377 | 09:08:14.962 |
| 5 - | OUTLAP | 121.3 | 44.857 | 26.800 | 104.2 | 3:31.429 | 48.05 | 1:39.400 | 09:11:46.391 |
| 6 - | 44.030 | 124.9 | 44.402 | 26.425 | 105.0 | 1:54.857 | 88.45 | 2.828 | 09:13:41.248 |
| 7 - | 43.493 | 123.1 | 43.978 | 26.164 | 105.5 | 1:53.635 | 89.41 | 1.606 | 09:15:34.883 |
| 8 - | 42.875 | 125.2 | 43.174 | 25.980 | 106.5 | 1:52.029 (1) | 90.69 | | 09:17:26.912 |
| 9 - | 42.973 | 123.1 | 44.931 | 26.331 | 105.2 | 1:54.235 | 88.94 | 2.206 | 09:19:21.147 |
| 10 - | 43.156 | 123.3 | 43.310 | 26.031 | 105.2 | 1:52.497 (2) | 90.31 | 0.468 | 09:21:13.644 |
| 11 - | 42.954 | 122.9 | 43.724 | 26.070 | 105.0 | 1:52.748 (3) | 90.11 | 0.719 | 09:23:06.392 |

| P8 44 Edmund BEST | | KTM - SymCircus Motorsport | | | | | | | |
|---------------------------|----------|----------------------------|----------|--------------------|-------|----------|--------------|-------|--------------|
| IDEAL LAP TIME : 1:51.868 | | BEST LAP TIME : 1:52.125 | | DIFFERENCE : 0.257 | | | | | |
| LAP | SECTOR 1 | SECTOR 2 | SECTOR 3 | LAP TIME | MPH | DIFF | TIME OF DAY | | |
| 1 - | OUTLAP | 122.2 | 52.417 | 29.746 | 103.3 | | 09:02:41.177 | | |
| 2 - | 46.638 | 123.3 | 46.976 | 28.311 | 104.7 | 2:01.925 | 83.33 | 9.800 | 09:04:43.102 |

Weather / Track : Bright / Dry

Assen

Circuit Length = 2.8222 miles

Start: 09:00 Flag 09:25 End: 09:27

MCRCB BULLETIN TK002

2016 MCE British Superbike Championship - Round 11

2016 HEL Performance British Motostar Moto 3 GP & ADAC NEC

FREE PRACTICE - SECTOR ANALYSIS

SECTOR 1 = FL to I1, SECTOR 2 = I1 to I2, SECTOR 3 = I2 to FL, DIFF = Difference To Personal Best Lap, P = Crossed Finish Line in Pit Lane, D = Time Disallowed

| | | | | | | | | | |
|------|---------------|--------------|---------------|---------------|--------------|---------------------|--------------|-------|---------------------|
| 3 - | 45.171 | 123.1 | 46.527 | 28.752 | 105.2 | 2:00.450 | 84.35 | 8.325 | 09:06:43.552 |
| 4 - | 45.095 | 123.3 | 44.897 | 26.718 | 106.5 | 1:56.710 | 87.05 | 4.585 | 09:08:40.262 |
| 5 - | 43.726 | 124.9 | 44.279 | 27.048 | 104.7 | 1:55.053 | 88.30 | 2.928 | 09:10:35.315 |
| 6 - | 44.095 | 124.2 | 44.430 | 26.569 | 106.0 | 1:55.094 | 88.27 | 2.969 | 09:12:30.409 |
| 7 - | 43.639 | 124.0 | 44.019 | 26.563 | 106.2 | 1:54.221 | 88.95 | 2.096 | 09:14:24.630 |
| 8 - | 43.693 | 124.7 | 43.775 | 26.370 | 102.1 | 1:53.838 | 89.25 | 1.713 | 09:16:18.468 |
| 9 - | 43.159 | 125.2 | 43.376 | 26.434 | 107.0 | 1:52.969 | 89.93 | 0.844 | 09:18:11.437 |
| 10 - | 43.455 | 126.1 | 44.957 | 26.274 | 107.0 | 1:54.686 | 88.59 | 2.561 | 09:20:06.123 |
| 11 - | 43.080 | 123.1 | 43.118 | 26.092 | 107.0 | 1:52.290 (2) | 90.48 | 0.165 | 09:21:58.413 |
| 12 - | 43.100 | 124.5 | 43.091 | 25.934 | 106.2 | 1:52.125 (1) | 90.61 | | 09:23:50.538 |
| 13 - | 42.939 | 124.9 | 43.533 | 25.838 | 107.2 | 1:52.310 (3) | 90.46 | 0.185 | 09:25:42.848 |

P9 4 AS Dirk GEIGER

Honda - Kiefer Racing

IDEAL LAP TIME : 1:52.193

BEST LAP TIME : 1:52.239

DIFFERENCE : 0.046

| LAP | SECTOR 1 | SECTOR 2 | SECTOR 3 | LAP TIME | MPH | DIFF | TIME OF DAY | | |
|------|---------------|--------------|---------------|---------------|--------------|---------------------|--------------|-------|---------------------|
| 1 - | OUTLAP | 118.3 | 49.004 | 29.046 | 99.4 | | 09:02:21.856 | | |
| 2 - | 45.962 | 118.7 | 46.318 | 27.935 | 101.4 | 2:00.215 | 84.51 | 7.976 | 09:04:22.071 |
| 3 - | 45.005 | 120.4 | 45.329 | 27.353 | 101.6 | 1:57.687 | 86.33 | 5.448 | 09:06:19.758 |
| 4 - | 44.498 | 118.9 | 44.799 | 26.937 | 103.0 | 1:56.234 | 87.41 | 3.995 | 09:08:15.992 |
| 5 - | 44.117 | 120.0 | 44.225 | 26.683 | 104.2 | 1:55.025 | 88.33 | 2.786 | 09:10:11.017 |
| 6 - | 44.268 | 120.4 | 44.860 | 27.324 | 97.8 | 1:56.452 | 87.24 | 4.213 | 09:12:07.469 |
| 7 - | 44.094 | 119.1 | 43.491 | 26.659 | 102.8 | 1:54.244 | 88.93 | 2.005 | 09:14:01.713 |
| 8 - | 43.645 | 119.4 | 43.202 | 26.699 | 102.1 | 1:53.546 | 89.48 | 1.307 | 09:15:55.259 |
| 9 - | 43.654 | 118.1 | 43.380 | 26.275 | 103.3 | 1:53.309 | 89.66 | 1.070 | 09:17:48.568 |
| 10 - | 43.524 | 119.8 | 44.137 | 26.327 | 102.6 | 1:53.988 | 89.13 | 1.749 | 09:19:42.556 |
| 11 - | 43.345 | 118.9 | 42.934 | 26.271 | 103.0 | 1:52.550 (2) | 90.27 | 0.311 | 09:21:35.106 |
| 12 - | 43.391 | 118.5 | 42.743 | 26.105 | 103.3 | 1:52.239 (1) | 90.52 | | 09:23:27.345 |
| 13 - | 43.689 | 119.1 | 42.962 | 26.591 | 103.3 | 1:53.242 (3) | 89.72 | 1.003 | 09:25:20.587 |

P10 50 AGP Jason DUPASQUIER

KTM - KTM Swiss Junior Team

IDEAL LAP TIME : 1:51.665

BEST LAP TIME : 1:52.278

DIFFERENCE : 0.613

| LAP | SECTOR 1 | SECTOR 2 | SECTOR 3 | LAP TIME | MPH | DIFF | TIME OF DAY | | |
|------|---------------|--------------|---------------|---------------|--------------|---------------------|--------------|--------|---------------------|
| 1 - | OUTLAP | 90.5 | 53.247 | 30.660 | 101.4 | | 09:03:03.122 | | |
| 2 - | 46.352 | 124.2 | 46.877 | 28.162 | 103.8 | 2:01.391 | 83.69 | 9.113 | 09:05:04.513 |
| 3 - | 45.116 | 124.7 | 45.266 | 26.967 | 104.2 | 1:57.349 | 86.58 | 5.071 | 09:07:01.862 |
| 4 - | 44.362 | 124.2 | 48.553 | 27.449 | 102.1 | 2:00.364 | 84.41 | 8.086 | 09:09:02.226 |
| 5 - | 45.034 | 127.5 | 45.100 | 27.304 | 98.3 | 1:57.438 | 86.51 | 5.160 | 09:10:59.664 |
| 6 - | 54.211 | 95.1 | 55.277 | 31.113 | 93.9 | 2:20.601 | 72.26 | 28.323 | 09:13:20.265 |
| 7 - | 45.076 | 124.0 | 44.236 | 26.644 | 102.6 | 1:55.956 | 87.62 | 3.678 | 09:15:16.221 |
| 8 - | 43.625 | 123.8 | 43.607 | 26.387 | 102.8 | 1:53.619 | 89.42 | 1.341 | 09:17:09.840 |
| 9 - | 43.511 | 124.7 | 43.603 | 26.354 | 103.0 | 1:53.468 | 89.54 | 1.190 | 09:19:03.308 |
| 10 - | 43.478 | 123.5 | 42.932 | 26.081 | 104.7 | 1:52.491 (3) | 90.31 | 0.213 | 09:20:55.799 |
| 11 - | 43.244 | 124.5 | 42.662 | 26.372 | 101.9 | 1:52.278 (1) | 90.49 | | 09:22:48.077 |
| 12 - | 43.240 | 125.2 | 43.128 | 25.998 | 103.5 | 1:52.366 (2) | 90.42 | 0.088 | 09:24:40.443 |
| 13 - | 43.005 | 126.1 | 43.341 | 27.175 | 101.9 | 1:53.521 | 89.50 | 1.243 | 09:26:33.964 |

P11 152 AS Oliver KONIG

Honda -

IDEAL LAP TIME : 1:52.215

BEST LAP TIME : 1:52.366

DIFFERENCE : 0.151

| LAP | SECTOR 1 | SECTOR 2 | SECTOR 3 | LAP TIME | MPH | DIFF | TIME OF DAY | | |
|------|---------------|--------------|---------------|---------------|--------------|---------------------|--------------|--------|---------------------|
| 1 - | OUTLAP | 105.0 | 53.870 | 31.066 | 99.1 | | 09:03:02.958 | | |
| 2 - | 49.694 | 115.7 | 49.357 | 29.320 | 101.4 | 2:08.371 | 79.14 | 16.005 | 09:05:11.329 |
| 3 - | 46.383 | 119.1 | 47.687 | 28.491 | 101.6 | 2:02.561 | 82.89 | 10.195 | 09:07:13.890 |
| 4 - | 45.929 | 116.5 | 47.116 | 27.944 | 102.8 | 2:00.989 | 83.97 | 8.623 | 09:09:14.879 |
| 5 - | 45.361 | 118.1 | 46.313 | 27.936 | 102.8 | 1:59.610 | 84.94 | 7.244 | 09:11:14.489 |
| 6 - | 45.057 | 117.1 | 45.477 | 27.441 | 103.5 | 1:57.975 | 86.12 | 5.609 | 09:13:12.464 |
| 7 - | 44.841 | 118.1 | 45.308 | 26.981 | 103.5 | 1:57.130 | 86.74 | 4.764 | 09:15:09.594 |
| 8 - | 44.580 | 117.9 | 44.741 | 26.880 | 103.5 | 1:56.201 | 87.43 | 3.835 | 09:17:05.795 |
| 9 - | 44.210 | 118.1 | 44.316 | 26.955 | 103.3 | 1:55.481 | 87.98 | 3.115 | 09:19:01.276 |
| 10 - | 43.947 | 117.5 | 43.765 | 26.493 | 103.8 | 1:54.205 | 88.96 | 1.839 | 09:20:55.481 |
| 11 - | 43.732 | 117.7 | 43.063 | 26.229 | 104.7 | 1:53.024 (3) | 89.89 | 0.658 | 09:22:48.505 |
| 12 - | 43.434 | 118.9 | 43.322 | 26.245 | 104.0 | 1:53.001 (2) | 89.91 | 0.635 | 09:24:41.506 |
| 13 - | 43.023 | 118.7 | 42.963 | 26.380 | 104.7 | 1:52.366 (1) | 90.42 | | 09:26:33.872 |

Assen

Circuit Length = 2.8222 miles

Start: 09:00 Flag 09:25 End: 09:27

Weather / Track : Bright / Dry

MCRCB BULLETIN TK002

2016 MCE British Superbike Championship - Round 11

2016 HEL Performance British Motostar Moto 3 GP & ADAC NEC

FREE PRACTICE - SECTOR ANALYSIS

SECTOR 1 = FL to I1, SECTOR 2 = I1 to I2, SECTOR 3 = I2 to FL, DIFF = Difference To Personal Best Lap, P = Crossed Finish Line in Pit Lane, D = Time Disallowed

| P12 19 AS | | Sasha de VITS | | | | Honda - DV1 RacingTeam | | | |
|---------------------------|---------------|--------------------------|---------------|--------------------|--------------|------------------------|-------------------------|--------|---------------------|
| IDEAL LAP TIME : 1:51.820 | | BEST LAP TIME : 1:52.553 | | DIFFERENCE : 0.733 | | | | | |
| LAP | SECTOR 1 | SECTOR 2 | SECTOR 3 | LAP TIME | MPH | DIFF | TIME OF DAY | | |
| 1 - | OUTLAP | 121.3 | 50.748 | 29.222 | 98.5 | | 09:02:13.484 | | |
| 2 - | 46.476 | 118.7 | 46.400 | 27.064 | 103.5 | 1:59.940 | 84.71 | 7.387 | 09:04:13.424 |
| 3 - | 44.224 | 119.1 | 44.866 | 26.851 | 102.8 | 1:55.941 | 87.63 | 3.388 | 09:06:09.365 |
| 4 - | 43.670 | 122.6 | 44.093 | 26.631 | 104.5 | 1:54.394 | 88.81 | 1.841 | 09:08:03.759 |
| 5 - | 43.300 | 120.9 | 44.050 | 26.607 | 101.2 | 1:53.957 | 89.15 | 1.404 | 09:09:57.716 |
| 6 - | 44.400 | 118.7 | 44.321 | IN PIT | | 2:08.099 | P 79.31 | 15.546 | 09:12:05.815 |
| 7 - | OUTLAP | 119.8 | 43.934 | 26.687 | 104.2 | 2:43.637 | 62.08 | 51.084 | 09:14:49.452 |
| 8 - | 43.969 | 120.0 | 43.911 | 27.195 | 101.9 | 1:55.075 | 88.29 | 2.522 | 09:16:44.527 |
| 9 - | 43.788 | 119.6 | 43.687 | 26.495 | 101.6 | 1:53.970 | 89.14 | 1.417 | 09:18:38.497 |
| 10 - | 43.374 | 120.4 | 44.059 | 26.408 | 104.0 | 1:53.841 | 89.24 | 1.288 | 09:20:32.338 |
| 11 - | 43.429 | 120.2 | 43.080 | 26.089 | 104.5 | 1:52.598 | (2) 90.23 | 0.045 | 09:22:24.936 |
| 12 - | 43.116 | 119.4 | 42.901 | 26.831 | 104.7 | 1:52.848 | (3) 90.03 | 0.295 | 09:24:17.784 |
| 13 - | 43.286 | 120.2 | 42.615 | 26.652 | 103.5 | 1:52.553 | (1) 90.27 | | 09:26:10.337 |

| P13 41 AS | | Kevin ORGIS | | | | Honda - Kiefer Racing | | | |
|---------------------------|---------------|--------------------------|---------------|--------------------|--------------|-----------------------|-------------------------|-------|---------------------|
| IDEAL LAP TIME : 1:52.522 | | BEST LAP TIME : 1:52.706 | | DIFFERENCE : 0.184 | | | | | |
| LAP | SECTOR 1 | SECTOR 2 | SECTOR 3 | LAP TIME | MPH | DIFF | TIME OF DAY | | |
| 1 - | OUTLAP | 118.5 | 49.541 | 28.449 | 102.3 | | 09:02:21.062 | | |
| 2 - | 45.793 | 119.4 | 47.099 | 27.946 | 103.5 | 2:00.838 | 84.08 | 8.132 | 09:04:21.900 |
| 3 - | 45.051 | 119.1 | 45.326 | 27.347 | 104.0 | 1:57.724 | 86.30 | 5.018 | 09:06:19.624 |
| 4 - | 44.132 | 119.1 | 45.022 | 26.963 | 105.0 | 1:56.117 | 87.49 | 3.411 | 09:08:15.741 |
| 5 - | 44.031 | 118.3 | 44.466 | 26.677 | 105.2 | 1:55.174 | 88.21 | 2.468 | 09:10:10.915 |
| 6 - | 44.041 | 118.5 | 44.249 | 27.007 | 103.3 | 1:55.297 | 88.12 | 2.591 | 09:12:06.212 |
| 7 - | 44.336 | 118.5 | 44.442 | 26.511 | 105.5 | 1:55.289 | 88.12 | 2.583 | 09:14:01.501 |
| 8 - | 44.027 | 118.9 | 43.232 | 26.609 | 105.5 | 1:53.868 | 89.22 | 1.162 | 09:15:55.369 |
| 9 - | 43.409 | 119.8 | 43.347 | 26.299 | 105.2 | 1:53.055 | 89.86 | 0.349 | 09:17:48.424 |
| 10 - | 43.153 | 122.6 | 43.274 | 26.335 | 106.0 | 1:52.762 | (2) 90.10 | 0.056 | 09:19:41.186 |
| 11 - | 43.170 | 118.7 | 43.307 | 26.229 | 105.5 | 1:52.706 | (1) 90.14 | | 09:21:33.892 |
| 12 - | 43.242 | 118.7 | 43.259 | 26.349 | 105.5 | 1:52.850 | (3) 90.03 | 0.144 | 09:23:26.742 |
| 13 - | 43.988 | 118.1 | 43.140 | 26.434 | 105.2 | 1:53.562 | 89.46 | 0.856 | 09:25:20.304 |

| P14 43 AS | | Simon JESPERSEN | | | | Honda - | | | |
|---------------------------|---------------|--------------------------|---------------|--------------------|--------------|-----------------|-------------------------|--------|---------------------|
| IDEAL LAP TIME : 1:52.640 | | BEST LAP TIME : 1:52.806 | | DIFFERENCE : 0.166 | | | | | |
| LAP | SECTOR 1 | SECTOR 2 | SECTOR 3 | LAP TIME | MPH | DIFF | TIME OF DAY | | |
| 1 - | OUTLAP | 117.5 | 51.993 | 31.084 | 96.6 | | 09:02:17.303 | | |
| 2 - | 48.206 | 119.1 | 48.537 | 30.128 | 94.9 | 2:06.871 | 80.08 | 14.065 | 09:04:24.174 |
| 3 - | 47.230 | 120.6 | 46.973 | 28.039 | 100.3 | 2:02.242 | 83.11 | 9.436 | 09:06:26.416 |
| 4 - | 45.301 | 118.3 | 45.415 | 27.036 | 99.6 | 1:57.752 | 86.28 | 4.946 | 09:08:24.168 |
| 5 - | 44.303 | 119.1 | 45.158 | 26.871 | 101.4 | 1:56.332 | 87.33 | 3.526 | 09:10:20.500 |
| 6 - | 44.052 | 117.7 | 43.953 | 27.889 | 93.5 | 1:55.894 | 87.66 | 3.088 | 09:12:16.394 |
| 7 - | 49.151 | 114.5 | 43.668 | 27.197 | 99.8 | 2:00.016 | 84.65 | 7.210 | 09:14:16.410 |
| 8 - | 43.622 | 119.1 | 44.342 | IN PIT | | 2:09.171 | P 78.65 | 16.365 | 09:16:25.581 |
| 9 - | OUTLAP | 112.5 | 48.365 | 27.903 | 99.4 | 2:47.110 | 60.79 | 54.304 | 09:19:12.691 |
| 10 - | 43.686 | 119.1 | 44.239 | 26.691 | 101.2 | 1:54.616 | 88.64 | 1.810 | 09:21:07.307 |
| 11 - | 43.625 | 118.3 | 43.544 | 26.501 | 101.6 | 1:53.670 | (3) 89.38 | 0.864 | 09:23:00.977 |
| 12 - | 43.447 | 118.7 | 43.103 | 26.385 | 101.9 | 1:52.935 | (2) 89.96 | 0.129 | 09:24:53.912 |
| 13 - | 43.152 | 118.7 | 43.108 | 26.546 | 102.1 | 1:52.806 | (1) 90.06 | | 09:26:46.718 |

| P15 47 | | Jake ARCHER | | | | KTM FTR - City Lifting / RS Racing | | | |
|---------------------------|----------|--------------------------|----------|--------------------|-------|------------------------------------|----------------|----------|--------------|
| IDEAL LAP TIME : 1:53.113 | | BEST LAP TIME : 1:53.302 | | DIFFERENCE : 0.189 | | | | | |
| LAP | SECTOR 1 | SECTOR 2 | SECTOR 3 | LAP TIME | MPH | DIFF | TIME OF DAY | | |
| 1 - | | 123.1 | 52.353 | 30.400 | 102.6 | | 09:02:15.775 | | |
| 2 - | 46.369 | 125.4 | 46.906 | 27.753 | 105.0 | 2:01.028 | 83.94 | 7.726 | 09:04:16.803 |
| 3 - | 44.883 | 122.9 | 45.274 | IN PIT | | 2:07.614 | P 79.61 | 14.312 | 09:06:24.417 |
| 4 - | OUTLAP | 118.7 | 45.730 | 27.274 | 104.7 | 2:59.737 | 56.52 | 1:06.435 | 09:09:24.154 |
| 5 - | 44.261 | 123.8 | 44.478 | 26.822 | 105.7 | 1:55.561 | 87.92 | 2.259 | 09:11:19.715 |

Weather / Track : Bright / Dry

Assen

Circuit Length = 2.8222 miles

Start: 09:00 Flag 09:25 End: 09:27

MCRCB BULLETIN TK002

2016 MCE British Superbike Championship - Round 11

2016 HEL Performance British Motostar Moto 3 GP & ADAC NEC

FREE PRACTICE - SECTOR ANALYSIS

SECTOR 1 = FL to I1, SECTOR 2 = I1 to I2, SECTOR 3 = I2 to FL, DIFF = Difference To Personal Best Lap, P = Crossed Finish Line in Pit Lane, D = Time Disallowed

| | | | | | | | | | |
|------|---------------|-------|---------------|---------------|--------------|---------------------|--------------|----------|---------------------|
| 6 - | 44.791 | 122.6 | 44.216 | 26.601 | 106.0 | 1:55.608 | 87.88 | 2.306 | 09:13:15.323 |
| 7 - | 43.422 | 124.0 | 44.006 | 26.487 | 106.0 | 1:53.915 (3) | 89.19 | 0.613 | 09:15:09.238 |
| 8 - | 43.321 | 123.8 | 43.752 | 26.230 | 106.5 | 1:53.303 (2) | 89.67 | 0.001 | 09:17:02.541 |
| 9 - | 43.251 | 124.5 | 45.967 | IN PIT | | 2:03.845 P | 82.03 | 10.543 | 09:19:06.386 |
| 10 - | OUTLAP | 122.9 | 46.757 | 28.376 | 105.7 | 4:13.816 | 40.02 | 2:20.514 | 09:23:20.202 |
| 11 - | 43.378 | 123.3 | 43.632 | 26.292 | 106.2 | 1:53.302 (1) | 89.67 | | 09:25:13.504 |

| P16 3 AS Toni ERHARD | | | Honda - Kiefer Racing | | | | | | |
|---------------------------|---------------|--------------|--------------------------|---------------|--------------------|---------------------|--------------|-------|---------------------|
| IDEAL LAP TIME : 1:52.763 | | | BEST LAP TIME : 1:53.586 | | DIFFERENCE : 0.823 | | | | |
| LAP | SECTOR 1 | SECTOR 2 | SECTOR 3 | LAP TIME | MPH | DIFF | TIME OF DAY | | |
| 1 - | OUTLAP | 117.7 | 49.030 | 28.933 | 100.5 | | | | 09:02:22.336 |
| 2 - | 47.438 | 115.9 | 46.909 | 28.294 | 100.9 | 2:02.641 | 82.84 | 9.055 | 09:04:24.977 |
| 3 - | 46.587 | 117.9 | 47.391 | 28.011 | 98.1 | 2:01.989 | 83.28 | 8.403 | 09:06:26.966 |
| 4 - | 44.879 | 116.1 | 45.401 | 27.091 | 102.8 | 1:57.371 | 86.56 | 3.785 | 09:08:24.337 |
| 5 - | 44.331 | 118.5 | 45.076 | 26.915 | 102.6 | 1:56.322 | 87.34 | 2.736 | 09:10:20.659 |
| 6 - | 43.942 | 116.5 | 45.038 | 28.130 | 96.6 | 1:57.110 | 86.75 | 3.524 | 09:12:17.769 |
| 7 - | 48.999 | 87.7 | 46.551 | 27.893 | 98.3 | 2:03.443 | 82.30 | 9.857 | 09:14:21.212 |
| 8 - | 44.124 | 117.7 | 43.736 | 26.715 | 100.9 | 1:54.575 (3) | 88.67 | 0.989 | 09:16:15.787 |
| 9 - | 44.102 | 118.3 | 44.567 | 26.364 | 103.3 | 1:55.033 | 88.32 | 1.447 | 09:18:10.820 |
| 10 - | 44.162 | 120.2 | 45.132 | 26.637 | 102.1 | 1:55.931 | 87.63 | 2.345 | 09:20:06.751 |
| 11 - | 44.582 | 117.3 | 43.233 | 26.455 | 102.1 | 1:54.270 (2) | 88.91 | 0.684 | 09:22:01.021 |
| 12 - | 43.679 | 114.3 | 43.670 | 26.237 | 102.8 | 1:53.586 (1) | 89.44 | | 09:23:54.607 |

| P17 49 AS Philipp FREITAG | | | Honda - FKoch Rennsport & Hannes Allwardt | | | | | | |
|---------------------------|---------------|--------------|---|---------------|--------------------|---------------------|--------------|--------|---------------------|
| IDEAL LAP TIME : 1:53.628 | | | BEST LAP TIME : 1:53.688 | | DIFFERENCE : 0.060 | | | | |
| LAP | SECTOR 1 | SECTOR 2 | SECTOR 3 | LAP TIME | MPH | DIFF | TIME OF DAY | | |
| 1 - | | | | IN PIT | | | | P | 09:00:15.702 |
| 2 - | OUTLAP | 107.5 | 55.072 | 31.494 | 98.5 | 2:43.841 | 62.01 | 50.153 | 09:02:59.543 |
| 3 - | 47.649 | 118.9 | 48.833 | 28.401 | 101.6 | 2:04.883 | 81.35 | 11.195 | 09:05:04.426 |
| 4 - | 45.664 | 120.6 | 46.178 | 27.495 | 102.8 | 1:59.337 | 85.13 | 5.649 | 09:07:03.763 |
| 5 - | 44.619 | 120.2 | 45.932 | 27.593 | 100.0 | 1:58.144 | 85.99 | 4.456 | 09:09:01.907 |
| 6 - | 44.898 | 118.9 | 45.484 | 27.413 | 101.4 | 1:57.795 | 86.25 | 4.107 | 09:10:59.702 |
| 7 - | 44.861 | 118.7 | 45.328 | 27.404 | 101.9 | 1:57.593 | 86.40 | 3.905 | 09:12:57.295 |
| 8 - | 44.864 | 118.3 | 44.816 | 26.847 | 102.6 | 1:56.527 | 87.19 | 2.839 | 09:14:53.822 |
| 9 - | 45.486 | 120.6 | 44.685 | 26.917 | 102.3 | 1:57.088 | 86.77 | 3.400 | 09:16:50.910 |
| 10 - | 47.683 | 72.5 | 50.213 | 27.299 | 100.7 | 2:05.195 | 81.15 | 11.507 | 09:18:56.105 |
| 11 - | 44.500 | 119.8 | 43.748 | 26.480 | 102.8 | 1:54.728 (3) | 88.55 | 1.040 | 09:20:50.833 |
| 12 - | 43.787 | 120.6 | 43.694 | 26.207 | 103.8 | 1:53.688 (1) | 89.36 | | 09:22:44.521 |
| 13 - | 44.686 | 118.7 | 43.634 | 26.468 | 103.8 | 1:54.788 | 88.51 | 1.100 | 09:24:39.309 |
| 14 - | 43.787 | 120.9 | 43.635 | 26.586 | 102.1 | 1:54.008 (2) | 89.11 | 0.320 | 09:26:33.317 |

| P18 121 AS Matthias MEGGLE | | | Honda - Dynavolt Intact GP Junior Team | | | | | | |
|----------------------------|---------------|--------------|--|---------------|--------------------|---------------------|--------------|----------|---------------------|
| IDEAL LAP TIME : 1:53.475 | | | BEST LAP TIME : 1:53.809 | | DIFFERENCE : 0.334 | | | | |
| LAP | SECTOR 1 | SECTOR 2 | SECTOR 3 | LAP TIME | MPH | DIFF | TIME OF DAY | | |
| 1 - | OUTLAP | 114.1 | 51.474 | 30.106 | 99.6 | | | | 09:03:00.849 |
| 2 - | 46.964 | 119.6 | 47.341 | 28.571 | 99.6 | 2:02.876 | 82.68 | 9.067 | 09:05:03.725 |
| 3 - | 46.110 | 115.5 | 45.772 | 27.203 | 102.1 | 1:59.085 | 85.31 | 5.276 | 09:07:02.810 |
| 4 - | 44.747 | 117.3 | 45.735 | IN PIT | | 2:12.376 P | 76.75 | 18.567 | 09:09:15.186 |
| 5 - | OUTLAP | 106.5 | 45.842 | 27.921 | 100.3 | 3:52.017 | 43.79 | 1:58.208 | 09:13:07.203 |
| 6 - | 44.691 | 117.3 | 44.818 | 27.199 | 102.1 | 1:56.708 | 87.05 | 2.899 | 09:15:03.911 |
| 7 - | 44.369 | 117.9 | 44.035 | 26.627 | 103.3 | 1:55.031 | 88.32 | 1.222 | 09:16:58.942 |
| 8 - | 43.695 | 119.4 | 45.592 | 27.388 | 100.9 | 1:56.675 | 87.08 | 2.866 | 09:18:55.617 |
| 9 - | 44.060 | 116.9 | 43.959 | 26.683 | 103.0 | 1:54.702 (3) | 88.57 | 0.893 | 09:20:50.319 |
| 10 - | 43.661 | 118.7 | 43.775 | 26.373 | 103.5 | 1:53.809 (1) | 89.27 | | 09:22:44.128 |
| 11 - | 44.781 | 116.3 | 43.532 | 26.676 | 103.0 | 1:54.989 | 88.35 | 1.180 | 09:24:39.117 |
| 12 - | 43.570 | 119.8 | 43.600 | 27.025 | 100.5 | 1:54.195 (2) | 88.97 | 0.386 | 09:26:33.312 |

| P19 37 AS Rick DUNNIK | | | Honda - HD Racing | | | | | | |
|---------------------------|----------|----------|--------------------------|----------|--------------------|------|-------------|--|--|
| IDEAL LAP TIME : 1:53.805 | | | BEST LAP TIME : 1:53.853 | | DIFFERENCE : 0.048 | | | | |
| LAP | SECTOR 1 | SECTOR 2 | SECTOR 3 | LAP TIME | MPH | DIFF | TIME OF DAY | | |

Weather / Track : Bright / Dry

Assen

Circuit Length = 2.8222 miles

Start: 09:00 Flag 09:25 End: 09:27

MCRCB BULLETIN TK002

2016 MCE British Superbike Championship - Round 11

2016 HEL Performance British Motostar Moto 3 GP & ADAC NEC

FREE PRACTICE - SECTOR ANALYSIS

SECTOR 1 = FL to I1, SECTOR 2 = I1 to I2, SECTOR 3 = I2 to FL, DIFF = Difference To Personal Best Lap, P = Crossed Finish Line in Pit Lane, D = Time Disallowed

| | | | | | | | | | | |
|------|---------------|--------------|---------------|---------------|--------------|-----------------|------------------|--------|--|---------------------|
| 1 - | | 118.7 | 52.681 | 29.657 | 97.8 | | | | | 09:02:14.700 |
| 2 - | 47.345 | 120.0 | 47.075 | 28.429 | 101.2 | 2:02.849 | 82.70 | 8.996 | | 09:04:17.549 |
| 3 - | 45.682 | 120.2 | 45.689 | 27.460 | 102.1 | 1:58.831 | 85.50 | 4.978 | | 09:06:16.380 |
| 4 - | 44.620 | 119.8 | 45.212 | 27.604 | 102.3 | 1:57.436 | 86.51 | 3.583 | | 09:08:13.816 |
| 5 - | 44.321 | 119.8 | 44.733 | 27.391 | 102.8 | 1:56.445 | 87.25 | 2.592 | | 09:10:10.261 |
| 6 - | 44.616 | 120.6 | 46.077 | IN PIT | | 2:03.797 | P 82.07 | 9.944 | | 09:12:14.058 |
| 7 - | OUTLAP | 121.1 | 44.364 | 27.222 | 102.3 | 2:49.960 | 59.77 | 56.107 | | 09:15:04.018 |
| 8 - | 43.869 | 120.4 | 43.954 | 26.757 | 102.8 | 1:54.580 | (3) 88.67 | 0.727 | | 09:16:58.598 |
| 9 - | 43.746 | 121.3 | 46.705 | 27.129 | 103.0 | 1:57.580 | 86.41 | 3.727 | | 09:18:56.178 |
| 10 - | 43.832 | 121.5 | 43.586 | 26.516 | 101.9 | 1:53.934 | (2) 89.17 | 0.081 | | 09:20:50.112 |
| 11 - | 43.738 | 119.8 | 43.551 | 26.564 | 102.8 | 1:53.853 | (1) 89.23 | | | 09:22:43.965 |
| 12 - | 44.356 | 120.2 | 43.844 | 26.671 | 101.9 | 1:54.871 | 88.44 | 1.018 | | 09:24:38.836 |
| 13 - | 43.795 | 120.6 | 43.770 | 27.702 | 103.0 | 1:55.267 | 88.14 | 1.414 | | 09:26:34.103 |

| P20 | 22 | Tasia RODINK | | | Honda - GA Competition | | |
|---------------------------|----|--------------------------|--|--------------------|------------------------|--|--|
| IDEAL LAP TIME : 1:54.282 | | BEST LAP TIME : 1:54.282 | | DIFFERENCE : 0.000 | | | |

| LAP | SECTOR 1 | SECTOR 2 | SECTOR 3 | LAP TIME | MPH | DIFF | TIME OF DAY | | |
|------|---------------|--------------|---------------|---------------|--------------|------------------|------------------------------|-------|---------------------|
| 1 - | OUTLAP | 116.1 | 51.092 | 29.676 | 100.0 | | 09:02:41.501 | | |
| 2 - | 48.345 | 119.1 | 48.505 | IN PIT | | 2:12.778 P 76.51 | 18.496 09:04:54.279 | | |
| 3 - | OUTLAP | 117.9 | 45.052 | 27.431 | 102.8 | 3:51.574 | 43.87 1:57.292 09:08:45.853 | | |
| 4 - | 44.762 | 120.9 | 43.755 | 27.048 | 99.8 | 1:55.565 | (3) 87.91 1.283 09:10:41.418 | | |
| 5 - | 44.330 | 120.4 | 43.597 | 26.975 | 102.1 | 1:54.902 | (2) 88.42 0.620 09:12:36.320 | | |
| 6 - | 45.337 | 118.5 | 43.686 | 27.538 | 100.5 | 1:56.561 | 87.16 2.279 09:14:32.881 | | |
| 7 - | 45.010 | 119.4 | 44.268 | 26.835 | 102.6 | 1:56.113 | 87.50 1.831 09:16:28.994 | | |
| 8 - | 44.746 | 117.7 | 44.201 | IN PIT | | 2:03.268 P 82.42 | 8.986 09:18:32.262 | | |
| 9 - | OUTLAP | 118.3 | 44.017 | 26.748 | 102.3 | 3:58.767 | 42.55 2:04.485 09:22:31.029 | | |
| 10 - | 44.184 | 118.5 | 43.539 | 26.559 | 102.8 | 1:54.282 | (1) 88.90 | | 09:24:25.311 |
| 11 - | 44.219 | 119.1 | 45.013 | 27.240 | 101.9 | 1:56.472 | 87.23 | 2.190 | 09:26:21.783 |

| P21 | 30 | Max COOK | | | Repli-Cast - Repli-Cast UK Racing | | |
|---------------------------|----|--------------------------|--|--------------------|-----------------------------------|--|--|
| IDEAL LAP TIME : 1:53.983 | | BEST LAP TIME : 1:54.316 | | DIFFERENCE : 0.333 | | | |

| LAP | SECTOR 1 | SECTOR 2 | SECTOR 3 | LAP TIME | MPH | DIFF | TIME OF DAY | | |
|------|---------------|--------------|---------------|---------------|--------------|-----------------|------------------------------|-------|---------------------|
| 1 - | OUTLAP | 118.3 | 54.132 | 31.140 | 99.4 | | 09:02:16.323 | | |
| 2 - | 47.809 | 121.5 | 49.654 | 29.902 | 99.1 | 2:07.365 | 79.77 13.049 09:04:23.688 | | |
| 3 - | 46.940 | 120.6 | 48.091 | 28.391 | 100.3 | 2:03.422 | 82.32 9.106 09:06:27.110 | | |
| 4 - | 45.570 | 121.5 | 46.130 | 27.560 | 101.2 | 1:59.260 | 85.19 4.944 09:08:26.370 | | |
| 5 - | 45.002 | 120.6 | 45.782 | 27.651 | 100.7 | 1:58.435 | 85.78 4.119 09:10:24.805 | | |
| 6 - | 44.813 | 120.6 | 46.278 | 28.148 | 98.3 | 1:59.239 | 85.20 4.923 09:12:24.044 | | |
| 7 - | 44.623 | 121.3 | 46.057 | 27.088 | 102.8 | 1:57.768 | 86.27 3.452 09:14:21.812 | | |
| 8 - | 44.141 | 121.3 | 44.345 | 26.796 | 101.2 | 1:55.282 | 88.13 0.966 09:16:17.094 | | |
| 9 - | 44.104 | 121.1 | 44.444 | 27.022 | 100.7 | 1:55.570 | 87.91 1.254 09:18:12.664 | | |
| 10 - | 43.655 | 122.0 | 44.656 | 26.723 | 103.0 | 1:55.034 | (3) 88.32 0.718 09:20:07.698 | | |
| 11 - | 43.988 | 122.6 | 43.716 | 26.612 | 102.6 | 1:54.316 | (1) 88.87 | | 09:22:02.014 |
| 12 - | 43.680 | 120.9 | 44.044 | 26.992 | 100.5 | 1:54.716 | (2) 88.56 | 0.400 | 09:23:56.730 |
| 13 - | 44.067 | 119.8 | 44.012 | 26.981 | 99.6 | 1:55.060 | 88.30 | 0.744 | 09:25:51.790 |

| P22 | 9 | OGP | Ruben DOORAKKERS | | | - | | |
|---------------------------|---|--------------------------|------------------|--------------------|--|---|--|--|
| IDEAL LAP TIME : 1:53.945 | | BEST LAP TIME : 1:54.551 | | DIFFERENCE : 0.606 | | | | |

| LAP | SECTOR 1 | SECTOR 2 | SECTOR 3 | LAP TIME | MPH | DIFF | TIME OF DAY | | |
|------|---------------|--------------|---------------|---------------|--------------|------------------|-----------------------------|-------|---------------------|
| 1 - | OUTLAP | 116.3 | 54.372 | 32.156 | 95.1 | | 09:03:23.291 | | |
| 2 - | 49.959 | 117.9 | 51.137 | IN PIT | | 2:22.701 P 71.19 | 28.150 09:05:45.992 | | |
| 3 - | OUTLAP | 119.6 | 46.831 | 28.412 | 101.9 | 2:59.223 | 56.69 1:04.672 09:08:45.215 | | |
| 4 - | 45.409 | 117.9 | 44.905 | 26.272 | 104.0 | 1:56.586 | 87.14 2.035 09:10:41.801 | | |
| 5 - | 44.390 | 121.3 | 44.353 | 26.696 | 100.9 | 1:55.439 | 88.01 0.888 09:12:37.240 | | |
| 6 - | 44.818 | 121.1 | 44.394 | 26.662 | 103.0 | 1:55.874 | 87.68 1.323 09:14:33.114 | | |
| 7 - | 44.236 | 119.4 | 44.714 | 26.560 | 103.0 | 1:55.510 | 87.95 0.959 09:16:28.624 | | |
| 8 - | 43.918 | 119.8 | 44.633 | 26.000 | 103.8 | 1:54.551 | (1) 88.69 | | 09:18:23.175 |
| 9 - | 44.326 | 123.1 | 44.027 | 26.385 | 104.0 | 1:54.738 | (3) 88.55 | 0.187 | 09:20:17.913 |
| 10 - | 43.924 | 122.6 | 44.502 | 26.304 | 103.3 | 1:54.730 | (2) 88.55 | 0.179 | 09:22:12.643 |
| 11 - | 43.961 | 118.9 | 44.342 | 26.498 | 102.6 | 1:54.801 | 88.50 | 0.250 | 09:24:07.444 |
| 12 - | 44.356 | 116.9 | 45.131 | 27.598 | 97.2 | 1:57.085 | 86.77 | 2.534 | 09:26:04.529 |

Weather / Track : Bright / Dry

Assen

Circuit Length = 2.8222 miles

Start: 09:00 Flag 09:25 End: 09:27

MCRCB BULLETIN TK002

2016 MCE British Superbike Championship - Round 11

2016 HEL Performance British Motostar Moto 3 GP & ADAC NEC

FREE PRACTICE - SECTOR ANALYSIS

SECTOR 1 = FL to I1, SECTOR 2 = I1 to I2, SECTOR 3 = I2 to FL, DIFF = Difference To Personal Best Lap, P = Crossed Finish Line in Pit Lane, D = Time Disallowed

| P23 45 AS Leon ORGIS | | Honda - Kiefer Racing | | | | | | |
|---------------------------|---------------|--------------------------|---------------|--------------------|--------------|---------------------|---------------------------|--|
| IDEAL LAP TIME : 1:54.702 | | BEST LAP TIME : 1:54.750 | | DIFFERENCE : 0.048 | | | | |
| LAP | SECTOR 1 | SECTOR 2 | SECTOR 3 | LAP TIME | MPH | DIFF | TIME OF DAY | |
| 1 - | OUTLAP | 113.9 | 51.994 | 30.052 | 99.6 | | 09:03:37.438 | |
| 2 - | 48.415 | 115.7 | 47.142 | 28.315 | 101.6 | 2:03.872 | 82.02 9.122 09:05:41.310 | |
| 3 - | 45.570 | 115.3 | 46.378 | 28.217 | 101.9 | 2:00.165 | 84.55 5.415 09:07:41.475 | |
| 4 - | 45.217 | 115.7 | 46.011 | 27.728 | 102.6 | 1:58.956 | 85.41 4.206 09:09:40.431 | |
| 5 - | 45.012 | 117.3 | 45.689 | 27.443 | 103.0 | 1:58.144 | 85.99 3.394 09:11:38.575 | |
| 6 - | 45.290 | 115.9 | 45.339 | IN PIT | | 2:06.378 P | 80.39 11.628 09:13:44.953 | |
| 7 - | OUTLAP | 115.9 | 44.834 | 27.220 | 103.0 | 2:18.778 | 73.21 24.028 09:16:03.731 | |
| 8 - | 44.337 | 117.5 | 44.563 | 26.949 | 103.3 | 1:55.849 | 87.70 1.099 09:17:59.580 | |
| 9 - | 44.269 | 115.7 | 44.618 | 26.940 | 103.5 | 1:55.827 | 87.71 1.077 09:19:55.407 | |
| 10 - | 44.135 | 115.5 | 44.054 | 26.821 | 103.3 | 1:55.010 (2) | 88.34 0.260 09:21:50.417 | |
| 11 - | 44.127 | 116.3 | 44.225 | 27.277 | 103.0 | 1:55.629 (3) | 87.86 0.879 09:23:46.046 | |
| 12 - | 44.175 | 115.7 | 43.918 | 26.657 | 103.3 | 1:54.750 (1) | 88.54 09:25:40.796 | |

| P24 98 Tomas de VRIES | | Honda - DAT Racing | | | | | | |
|---------------------------|---------------|--------------------------|---------------|--------------------|--------------|---------------------|---------------------------|--|
| IDEAL LAP TIME : 1:55.176 | | BEST LAP TIME : 1:55.176 | | DIFFERENCE : 0.000 | | | | |
| LAP | SECTOR 1 | SECTOR 2 | SECTOR 3 | LAP TIME | MPH | DIFF | TIME OF DAY | |
| 1 - | OUTLAP | 117.3 | 53.761 | 30.778 | 99.1 | | 09:03:13.979 | |
| 2 - | 48.059 | 121.1 | 48.910 | 28.555 | 100.9 | 2:05.524 | 80.94 10.348 09:05:19.503 | |
| 3 - | 47.122 | 123.3 | 49.137 | 29.186 | 101.6 | 2:05.445 | 80.99 10.269 09:07:24.948 | |
| 4 - | 46.722 | 120.6 | 47.150 | 27.745 | 101.9 | 2:01.617 | 83.54 6.441 09:09:26.565 | |
| 5 - | 46.249 | 120.9 | 46.339 | 27.206 | 102.3 | 1:59.794 | 84.81 4.618 09:11:26.359 | |
| 6 - | 45.431 | 121.5 | 45.793 | 27.370 | 103.0 | 1:58.594 | 85.67 3.418 09:13:24.953 | |
| 7 - | 45.034 | 121.7 | 45.420 | 27.495 | 102.8 | 1:57.949 | 86.14 2.773 09:15:22.902 | |
| 8 - | 44.811 | 121.1 | 44.940 | 27.065 | 101.9 | 1:56.816 | 86.97 1.640 09:17:19.718 | |
| 9 - | 44.425 | 121.3 | 45.057 | 26.595 | 103.0 | 1:56.077 | 87.52 0.901 09:19:15.795 | |
| 10 - | 44.318 | 121.5 | 44.876 | 26.785 | 102.8 | 1:55.979 (3) | 87.60 0.803 09:21:11.774 | |
| 11 - | 44.091 | 120.9 | 44.874 | 26.508 | 103.8 | 1:55.473 (2) | 87.98 0.297 09:23:07.247 | |
| 12 - | 44.010 | 120.6 | 44.753 | 26.413 | 101.4 | 1:55.176 (1) | 88.21 09:25:02.423 | |

| P25 13 AGP Maximilian KOFLER | | KTM - MSV Schwanenstadt | | | | | | |
|------------------------------|---------------|--------------------------|---------------|--------------------|--------------|---------------------|---------------------------|--|
| IDEAL LAP TIME : 1:55.969 | | BEST LAP TIME : 1:55.969 | | DIFFERENCE : 0.000 | | | | |
| LAP | SECTOR 1 | SECTOR 2 | SECTOR 3 | LAP TIME | MPH | DIFF | TIME OF DAY | |
| 1 - | OUTLAP | 118.9 | 51.130 | 31.620 | 99.6 | | 09:03:00.228 | |
| 2 - | 46.848 | 123.5 | 47.488 | 29.668 | 99.8 | 2:04.004 | 81.93 8.035 09:05:04.232 | |
| 3 - | 45.407 | 121.7 | 46.201 | 27.777 | 102.1 | 1:59.385 | 85.10 3.416 09:07:03.617 | |
| 4 - | 44.739 | 122.6 | 45.266 | 28.528 | 101.2 | 1:58.533 | 85.71 2.564 09:09:02.150 | |
| 5 - | 44.998 | 122.4 | 45.426 | 27.615 | 103.0 | 1:58.039 | 86.07 2.070 09:11:00.189 | |
| 6 - | 44.794 | 120.9 | 45.088 | 27.523 | 102.6 | 1:57.405 (3) | 86.53 1.436 09:12:57.594 | |
| 7 - | 44.466 | 123.1 | 44.721 | 27.438 | 104.0 | 1:56.625 (2) | 87.11 0.656 09:14:54.219 | |
| 8 - | 44.463 | 120.9 | 44.363 | 27.143 | 101.9 | 1:55.969 (1) | 87.61 09:16:50.188 | |

| P26 66 Cameron FRASER | | Kalex KTM - FPW Racing | | | | | | |
|---------------------------|---------------|--------------------------|---------------|--------------------|--------------|---------------------|---------------------------|--|
| IDEAL LAP TIME : 1:56.533 | | BEST LAP TIME : 1:56.533 | | DIFFERENCE : 0.000 | | | | |
| LAP | SECTOR 1 | SECTOR 2 | SECTOR 3 | LAP TIME | MPH | DIFF | TIME OF DAY | |
| 1 - | OUTLAP | 118.9 | 52.930 | 30.808 | 101.4 | | 09:02:38.551 | |
| 2 - | 49.639 | 120.4 | 49.145 | 29.452 | 102.3 | 2:08.236 | 79.23 11.703 09:04:46.787 | |
| 3 - | 47.595 | 121.1 | 47.707 | 28.543 | 103.5 | 2:03.845 | 82.03 7.312 09:06:50.632 | |
| 4 - | 46.182 | 122.0 | 46.637 | 28.176 | 102.3 | 2:00.995 | 83.97 4.462 09:08:51.627 | |
| 5 - | 46.003 | 122.6 | 46.122 | 27.703 | 104.2 | 1:59.828 | 84.78 3.295 09:10:51.455 | |
| 6 - | 45.608 | 122.2 | 46.326 | 28.165 | 104.5 | 2:00.099 | 84.59 3.566 09:12:51.554 | |
| 7 - | 45.530 | 122.2 | 45.429 | 27.311 | 104.5 | 1:58.270 | 85.90 1.737 09:14:49.824 | |
| 8 - | 45.039 | 122.6 | 45.482 | 27.681 | 103.5 | 1:58.202 (3) | 85.95 1.669 09:16:48.026 | |
| 9 - | 44.726 | 122.6 | 46.316 | 28.152 | 103.8 | 1:59.194 | 85.24 2.661 09:18:47.220 | |
| 10 - | 44.930 | 121.7 | 45.859 | 27.647 | 102.3 | 1:58.436 | 85.78 1.903 09:20:45.656 | |
| 11 - | 44.820 | 122.0 | 45.326 | 27.625 | 103.8 | 1:57.771 (2) | 86.27 1.238 09:22:43.427 | |
| 12 - | 45.925 | 117.5 | 45.771 | 27.395 | 104.5 | 1:59.091 | 85.31 2.558 09:24:42.518 | |
| 13 - | 44.199 | 122.9 | 45.124 | 27.210 | 104.0 | 1:56.533 (1) | 87.18 09:26:39.051 | |

Weather / Track : Bright / Dry

Assen

Circuit Length = 2.8222 miles

Start: 09:00 Flag 09:25 End: 09:27

MCRCB BULLETIN TK002

2016 MCE British Superbike Championship - Round 11

2016 HEL Performance British Motostar Moto 3 GP & ADAC NEC

FREE PRACTICE - SECTOR ANALYSIS

SECTOR 1 = FL to I1, SECTOR 2 = I1 to I2, SECTOR 3 = I2 to FL, DIFF = Difference To Personal Best Lap, P = Crossed Finish Line in Pit Lane, D = Time Disallowed

| P27 99 | | Stephen CAMPBELL | | | | Honda - Campbell Racing | | | |
|---------------------------|---------------|--------------------------|---------------|--------------------|--------------|-------------------------|--------------|-------|---------------------|
| IDEAL LAP TIME : 1:56.391 | | BEST LAP TIME : 1:56.841 | | DIFFERENCE : 0.450 | | | | | |
| LAP | SECTOR 1 | SECTOR 2 | SECTOR 3 | LAP TIME | MPH | DIFF | TIME OF DAY | | |
| 1 - | OUTLAP | 110.1 | 51.201 | 30.125 | 96.8 | | | | 09:04:46.408 |
| 2 - | 48.555 | 117.5 | 48.064 | 28.934 | 97.2 | 2:05.553 | 80.92 | 8.712 | 09:06:51.961 |
| 3 - | 46.769 | 116.7 | 46.836 | 27.701 | 99.4 | 2:01.306 | 83.75 | 4.465 | 09:08:53.267 |
| 4 - | 45.560 | 117.5 | 45.510 | 27.352 | 100.3 | 1:58.422 | 85.79 | 1.581 | 09:10:51.689 |
| 5 - | 45.960 | 116.9 | 45.957 | 27.476 | 99.6 | 1:59.393 | 85.09 | 2.552 | 09:12:51.082 |
| 6 - | 45.145 | 116.3 | 45.075 | 27.439 | 100.0 | 1:57.659 | 86.35 | 0.818 | 09:14:48.741 |
| 7 - | 45.156 | 117.3 | 44.857 | 27.831 | 98.5 | 1:57.844 | 86.21 | 1.003 | 09:16:46.585 |
| 8 - | 45.387 | 115.7 | 45.125 | 27.304 | 99.4 | 1:57.816 | 86.23 | 0.975 | 09:18:44.401 |
| 9 - | 45.149 | 116.1 | 45.158 | 27.237 | 99.1 | 1:57.544 | 86.43 | 0.703 | 09:20:41.945 |
| 10 - | 45.063 | 117.3 | 44.847 | 27.372 | 97.6 | 1:57.282 (3) | 86.63 | 0.441 | 09:22:39.227 |
| 11 - | 44.732 | 117.5 | 44.722 | 27.387 | 97.4 | 1:56.841 (1) | 86.95 | | 09:24:36.068 |
| 12 - | 45.219 | 117.9 | 44.812 | 26.937 | 98.9 | 1:56.968 (2) | 86.86 | 0.127 | 09:26:33.036 |

| P28 6 | | Lukas KARLSSON | | | | Honda - Nordgren Racing | | | |
|---------------------------|---------------|--------------------------|---------------|--------------------|-------------|-------------------------|--------------|--------|---------------------|
| IDEAL LAP TIME : 1:56.606 | | BEST LAP TIME : 1:56.887 | | DIFFERENCE : 0.281 | | | | | |
| LAP | SECTOR 1 | SECTOR 2 | SECTOR 3 | LAP TIME | MPH | DIFF | TIME OF DAY | | |
| 1 - | OUTLAP | 106.5 | 54.186 | 32.330 | 94.1 | | | | 09:03:00.646 |
| 2 - | 49.649 | 114.9 | 49.855 | 30.622 | 96.8 | 2:10.126 | 78.07 | 13.239 | 09:05:10.772 |
| 3 - | 46.923 | 113.7 | 48.100 | 29.391 | 97.0 | 2:04.414 | 81.66 | 7.527 | 09:07:15.186 |
| 4 - | 46.767 | 115.3 | 46.831 | 28.493 | 98.1 | 2:02.091 | 83.21 | 5.204 | 09:09:17.277 |
| 5 - | 46.215 | 114.9 | 46.103 | 27.923 | 97.2 | 2:00.241 | 84.49 | 3.354 | 09:11:17.518 |
| 6 - | 47.990 | 115.7 | 46.384 | 28.670 | 97.8 | 2:03.044 | 82.57 | 6.157 | 09:13:20.562 |
| 7 - | 45.888 | 117.7 | 45.107 | 27.236 | 99.6 | 1:58.231 | 85.93 | 1.344 | 09:15:18.793 |
| 8 - | 45.851 | 115.3 | 45.153 | 27.634 | 98.7 | 1:58.638 | 85.64 | 1.751 | 09:17:17.431 |
| 9 - | 45.162 | 115.5 | 46.275 | 27.411 | 99.1 | 1:58.848 | 85.48 | 1.961 | 09:19:16.279 |
| 10 - | 45.119 | 115.9 | 44.645 | 28.107 | 99.4 | 1:57.871 (3) | 86.19 | 0.984 | 09:21:14.150 |
| 11 - | 45.400 | 114.7 | 44.505 | 26.982 | 99.1 | 1:56.887 (1) | 86.92 | | 09:23:11.037 |
| 12 - | 45.362 | 114.5 | 44.657 | 27.175 | 98.7 | 1:57.194 (2) | 86.69 | 0.307 | 09:25:08.231 |

| P29 122 AS | | Marie MENDE | | | | Honda - MM-Racing | | | |
|---------------------------|---------------|--------------------------|---------------|--------------------|--------------|---------------------|--------------|-------|---------------------|
| IDEAL LAP TIME : 1:56.937 | | BEST LAP TIME : 1:57.055 | | DIFFERENCE : 0.118 | | | | | |
| LAP | SECTOR 1 | SECTOR 2 | SECTOR 3 | LAP TIME | MPH | DIFF | TIME OF DAY | | |
| 1 - | OUTLAP | 109.1 | 50.365 | 29.657 | 100.5 | | | | 09:02:22.860 |
| 2 - | 47.377 | 114.9 | 47.490 | 28.360 | 100.0 | 2:03.227 | 82.45 | 6.172 | 09:04:26.087 |
| 3 - | 46.725 | 117.1 | 47.477 | 28.075 | 100.9 | 2:02.277 | 83.09 | 5.222 | 09:06:28.364 |
| 4 - | 45.807 | 116.7 | 45.374 | 27.348 | 102.1 | 1:58.529 | 85.71 | 1.474 | 09:08:26.893 |
| 5 - | 45.222 | 117.9 | 45.243 | 27.689 | 99.6 | 1:58.154 | 85.99 | 1.099 | 09:10:25.047 |
| 6 - | 45.571 | 116.9 | 45.499 | 28.453 | 98.1 | 1:59.523 | 85.00 | 2.468 | 09:12:24.570 |
| 7 - | 45.639 | 115.5 | 47.564 | 27.850 | 101.6 | 2:01.053 | 83.93 | 3.998 | 09:14:25.623 |
| 8 - | 45.816 | 116.1 | 44.867 | 27.229 | 101.6 | 1:57.912 (3) | 86.16 | 0.857 | 09:16:23.535 |
| 9 - | 45.560 | 116.7 | 44.872 | 27.345 | 100.9 | 1:57.777 (2) | 86.26 | 0.722 | 09:18:21.312 |
| 10 - | 45.125 | 115.5 | 44.583 | 27.347 | 102.8 | 1:57.055 (1) | 86.79 | | 09:20:18.367 |
| 11 - | 45.489 | 116.1 | 44.659 | 27.952 | 101.2 | 1:58.100 | 86.03 | 1.045 | 09:22:16.467 |
| 12 - | 46.624 | 115.7 | 45.706 | 27.508 | 100.9 | 1:59.838 | 84.78 | 2.783 | 09:24:16.305 |
| 13 - | 51.665 | 113.1 | 46.483 | 28.193 | 100.0 | 2:06.341 | 80.41 | 9.286 | 09:26:22.646 |

| P30 93 | | Steve LAWTON | | | | Honda - Cresswell Racing | | | |
|---------------------------|----------|--------------------------|----------|--------------------|-------------|--------------------------|-------------|--------|--------------|
| IDEAL LAP TIME : 1:57.052 | | BEST LAP TIME : 1:57.160 | | DIFFERENCE : 0.108 | | | | | |
| LAP | SECTOR 1 | SECTOR 2 | SECTOR 3 | LAP TIME | MPH | DIFF | TIME OF DAY | | |
| 1 - | OUTLAP | 98.5 | 55.579 | 31.005 | 96.6 | | | | 09:03:09.777 |
| 2 - | 50.204 | 108.5 | 49.826 | 29.459 | 96.2 | 2:09.489 | 78.46 | 12.329 | 09:05:19.266 |
| 3 - | 48.257 | 114.9 | 49.340 | 29.880 | 99.1 | 2:07.477 | 79.70 | 10.317 | 09:07:26.743 |
| 4 - | 47.435 | 113.5 | 47.540 | 28.160 | 97.8 | 2:03.135 | 82.51 | 5.975 | 09:09:29.878 |
| 5 - | 46.124 | 113.9 | 46.191 | 27.886 | 99.1 | 2:00.201 | 84.52 | 3.041 | 09:11:30.079 |
| 6 - | 45.638 | 114.1 | 45.532 | 27.789 | 99.4 | 1:58.959 | 85.40 | 1.799 | 09:13:29.038 |
| 7 - | 45.580 | 115.1 | 44.883 | 28.829 | 98.5 | 1:59.292 | 85.17 | 2.132 | 09:15:28.330 |

Assen

Circuit Length = 2.8222 miles

Start: 09:00 Flag 09:25 End: 09:27

Weather / Track : Bright / Dry

MCRCB BULLETIN TK002

2016 MCE British Superbike Championship - Round 11

2016 HEL Performance British Motostar Moto 3 GP & ADAC NEC

FREE PRACTICE - SECTOR ANALYSIS

SECTOR 1 = FL to I1, SECTOR 2 = I1 to I2, SECTOR 3 = I2 to FL, DIFF = Difference To Personal Best Lap, P = Crossed Finish Line in Pit Lane, D = Time Disallowed

| | | | | | | | | | |
|-------------|---------------|-------|---------------|---------------|------|---------------------|--------------|--------|---------------------|
| 8 - | 45.664 | 114.9 | 44.633 | 28.023 | 94.5 | 1:58.320 (3) | 85.87 | 1.160 | 09:17:26.650 |
| 9 - | 45.348 | 113.3 | 45.143 | 27.375 | 94.5 | 1:57.866 (2) | 86.20 | 0.706 | 09:19:24.516 |
| 10 - | 45.044 | 114.5 | 44.676 | 27.440 | 98.1 | 1:57.160 (1) | 86.72 | | 09:21:21.676 |
| 11 - | 46.318 | 113.5 | 47.510 | IN PIT | | 2:18.181 P | 73.52 | 21.021 | 09:23:39.857 |

| P31 154 AS Lukas FALCK | | | Honda - | | | | | | |
|---------------------------|---------------|--------------|--------------------------|---------------|--------------------|---------------------|--------------|-------|---------------------|
| IDEAL LAP TIME : 1:57.010 | | | BEST LAP TIME : 1:57.264 | | DIFFERENCE : 0.254 | | | | |
| LAP | SECTOR 1 | SECTOR 2 | SECTOR 3 | LAP TIME | MPH | DIFF | TIME OF DAY | | |
| 1 - | OUTLAP | 107.0 | 53.778 | 31.356 | 97.0 | | | | 09:02:41.173 |
| 2 - | 48.385 | 118.7 | 48.690 | 28.990 | 99.6 | 2:06.065 | 80.59 | 8.801 | 09:04:47.238 |
| 3 - | 47.311 | 120.9 | 47.207 | 28.334 | 98.7 | 2:02.852 | 82.70 | 5.588 | 09:06:50.090 |
| 4 - | 46.031 | 119.4 | 46.307 | 28.115 | 99.4 | 2:00.453 | 84.34 | 3.189 | 09:08:50.543 |
| 5 - | 46.431 | 118.7 | 46.032 | 27.909 | 99.6 | 2:00.372 | 84.40 | 3.108 | 09:10:50.915 |
| 6 - | 45.342 | 119.4 | 45.365 | 27.674 | 100.9 | 1:58.381 | 85.82 | 1.117 | 09:12:49.296 |
| 7 - | 45.330 | 119.4 | 45.209 | 27.663 | 100.7 | 1:58.202 | 85.95 | 0.938 | 09:14:47.498 |
| 8 - | 45.242 | 119.8 | 45.161 | 27.401 | 101.4 | 1:57.804 | 86.24 | 0.540 | 09:16:45.302 |
| 9 - | 44.990 | 120.0 | 45.179 | 27.792 | 98.1 | 1:57.961 | 86.13 | 0.697 | 09:18:43.263 |
| 10 - | 45.220 | 117.9 | 44.992 | 28.085 | 99.4 | 1:58.297 | 85.88 | 1.033 | 09:20:41.560 |
| 11 - | 45.017 | 118.9 | 44.829 | 27.457 | 100.3 | 1:57.303 (2) | 86.61 | 0.039 | 09:22:38.863 |
| 12 - | 44.780 | 118.9 | 44.951 | 27.533 | 100.3 | 1:57.264 (1) | 86.64 | | 09:24:36.127 |
| 13 - | 44.954 | 118.3 | 45.092 | 27.733 | 100.0 | 1:57.779 (3) | 86.26 | 0.515 | 09:26:33.906 |

| P32 15 Eugene McMANUS | | | KTM - M.V. Commercial | | | | | | |
|---------------------------|---------------|--------------|--------------------------|---------------|--------------------|---------------------|--------------|----------|---------------------|
| IDEAL LAP TIME : 1:56.427 | | | BEST LAP TIME : 1:57.396 | | DIFFERENCE : 0.969 | | | | |
| LAP | SECTOR 1 | SECTOR 2 | SECTOR 3 | LAP TIME | MPH | DIFF | TIME OF DAY | | |
| 1 - | | 122.0 | 52.530 | 30.894 | 102.8 | | | | 09:02:16.798 |
| 2 - | 47.966 | 122.6 | 49.620 | 29.924 | 103.8 | 2:07.510 | 79.68 | 10.114 | 09:04:24.308 |
| 3 - | 48.196 | 127.0 | 47.537 | 28.691 | 104.7 | 2:04.424 | 81.65 | 7.028 | 09:06:28.732 |
| 4 - | 46.604 | 126.3 | 46.797 | 28.229 | 103.5 | 2:01.630 | 83.53 | 4.234 | 09:08:30.362 |
| 5 - | 45.624 | 123.1 | 47.543 | IN PIT | | 2:10.673 P | 77.75 | 13.277 | 09:10:41.035 |
| 6 - | OUTLAP | 125.9 | 46.568 | 27.762 | 103.8 | 3:39.881 | 46.20 | 1:42.485 | 09:14:20.916 |
| 7 - | 45.628 | 126.6 | 46.133 | 27.784 | 104.5 | 1:59.545 | 84.99 | 2.149 | 09:16:20.461 |
| 8 - | 45.187 | 125.4 | 46.111 | 27.917 | 105.5 | 1:59.215 | 85.22 | 1.819 | 09:18:19.676 |
| 9 - | 45.222 | 125.4 | 45.506 | 27.365 | 105.2 | 1:58.093 | 86.03 | 0.697 | 09:20:17.769 |
| 10 - | 44.414 | 128.3 | 45.971 | 27.706 | 105.5 | 1:58.091 (3) | 86.03 | 0.695 | 09:22:15.860 |
| 11 - | 45.383 | 124.2 | 44.950 | 27.063 | 105.2 | 1:57.396 (1) | 86.54 | | 09:24:13.256 |
| 12 - | 45.103 | 124.9 | 44.969 | 27.388 | 105.7 | 1:57.460 (2) | 86.49 | 0.064 | 09:26:10.716 |

| P33 2 Mike BROUWERS | | | Husqvarna - Joma / Brouwersracingteam | | | | | | |
|---------------------------|---------------|--------------|---------------------------------------|---------------|--------------------|---------------------|--------------|----------|---------------------|
| IDEAL LAP TIME : 1:56.760 | | | BEST LAP TIME : 1:57.837 | | DIFFERENCE : 1.077 | | | | |
| LAP | SECTOR 1 | SECTOR 2 | SECTOR 3 | LAP TIME | MPH | DIFF | TIME OF DAY | | |
| 1 - | OUTLAP | 104.8 | 52.496 | 30.444 | 96.6 | | | | 09:02:29.338 |
| 2 - | 48.432 | 107.2 | 47.897 | IN PIT | | 2:11.976 P | 76.98 | 14.139 | 09:04:41.314 |
| 3 - | OUTLAP | 118.7 | 46.390 | 27.713 | 100.0 | 6:08.090 | 27.60 | 4:10.253 | 09:10:49.404 |
| 4 - | 45.609 | 119.4 | 45.145 | 27.128 | 100.7 | 1:57.882 (2) | 86.18 | 0.045 | 09:12:47.286 |
| 5 - | 44.611 | 118.7 | 45.021 | 28.205 | 91.8 | 1:57.837 (1) | 86.22 | | 09:14:45.123 |
| 6 - | 46.620 | 117.3 | 45.124 | 27.250 | 100.5 | 1:58.994 (3) | 85.38 | 1.157 | 09:16:44.117 |
| 7 - | 47.369 | 102.6 | 46.504 | IN PIT | | 2:08.359 P | 79.15 | 10.522 | 09:18:52.476 |

| P34 33 Miguel CORREIA-LOURENCO | | | Kalex KTM - Racing Team Noord NL | | | | | | |
|--------------------------------|---------------|--------------|----------------------------------|----------|--------------------|---------------------|--------------|-------|---------------------|
| IDEAL LAP TIME : 1:58.246 | | | BEST LAP TIME : 1:58.676 | | DIFFERENCE : 0.430 | | | | |
| LAP | SECTOR 1 | SECTOR 2 | SECTOR 3 | LAP TIME | MPH | DIFF | TIME OF DAY | | |
| 1 - | OUTLAP | 113.7 | 51.689 | 30.209 | | | | | 09:02:21.779 |
| 2 - | 47.819 | 115.9 | 47.045 | 27.912 | | 2:02.776 | 82.75 | 4.100 | 09:04:24.555 |
| 3 - | 46.568 | 116.5 | 47.972 | 28.183 | 99.8 | 2:02.723 | 82.78 | 4.047 | 09:06:27.278 |
| 4 - | 45.924 | 117.9 | 45.913 | 27.416 | 99.1 | 1:59.253 | 85.19 | 0.577 | 09:08:26.531 |
| 5 - | 45.366 | 116.9 | 45.701 | 27.609 | 98.1 | 1:58.676 (1) | 85.61 | | 09:10:25.207 |
| 6 - | 45.677 | 118.1 | 45.611 | 28.398 | 96.4 | 1:59.686 | 84.89 | 1.010 | 09:12:24.893 |
| 7 - | 45.435 | 118.3 | 46.174 | 27.599 | 97.6 | 1:59.208 | 85.23 | 0.532 | 09:14:24.101 |
| 8 - | 45.573 | 116.5 | 45.703 | 27.594 | 98.1 | 1:58.870 (2) | 85.47 | 0.194 | 09:16:22.971 |

Weather / Track : Bright / Dry

Assen

Circuit Length = 2.8222 miles

Start: 09:00 Flag 09:25 End: 09:27

MCRCB BULLETIN TK002

2016 MCE British Superbike Championship - Round 11

2016 HEL Performance British Motostar Moto 3 GP & ADAC NEC

FREE PRACTICE - SECTOR ANALYSIS

SECTOR 1 = FL to I1, SECTOR 2 = I1 to I2, SECTOR 3 = I2 to FL, DIFF = Difference To Personal Best Lap, P = Crossed Finish Line in Pit Lane, D = Time Disallowed
 9 - 45.814 115.1 45.955 **27.269** 98.9 1:59.038 (3) 85.35 0.362 09:18:22.009

| P35 91 AS Patrick ECKERT | | Honda - | | | | | |
|---------------------------------|---------------|--------------------------|---------------|--------------------|--------------|---------------------|---------------------|
| IDEAL LAP TIME : 1:58.656 | | BEST LAP TIME : 1:58.947 | | DIFFERENCE : 0.291 | | | |
| LAP | SECTOR 1 | SECTOR 2 | SECTOR 3 | LAP TIME | MPH | DIFF | TIME OF DAY |
| 1 - | OUTLAP | 100.4 | 54.196 | 31.550 | 97.0 | | 09:03:09.354 |
| 2 - | 49.621 | 114.9 | 49.457 | 30.226 | 98.9 | 2:09.304 | 09:05:18.658 |
| 3 - | 47.781 | 117.5 | 50.725 | 29.996 | 100.0 | 2:08.502 | 09:07:27.160 |
| 4 - | 48.210 | 117.5 | 49.055 | 29.255 | 99.4 | 2:06.520 | 09:09:33.680 |
| 5 - | 48.270 | 116.3 | 48.794 | 29.101 | 98.7 | 2:06.165 | 09:11:39.845 |
| 6 - | 46.367 | 117.3 | 47.009 | 28.840 | 98.7 | 2:02.216 | 09:13:42.061 |
| 7 - | 46.497 | 117.1 | 47.162 | 29.079 | 98.9 | 2:02.738 | 09:15:44.799 |
| 8 - | 46.465 | 116.3 | 46.823 | 28.357 | 98.9 | 2:01.645 | 09:17:46.444 |
| 9 - | 45.833 | 117.9 | 45.942 | 28.020 | 100.0 | 1:59.795 (2) | 09:19:46.239 |
| 10 - | 45.567 | 118.1 | 46.799 | 28.108 | 99.1 | 2:00.474 (3) | 09:21:46.713 |
| 11 - | 46.013 | 115.9 | 46.213 | 28.490 | 99.4 | 2:00.716 | 09:23:47.429 |
| 12 - | 45.858 | 115.5 | 45.352 | 27.737 | 100.3 | 1:58.947 (1) | 09:25:46.376 |

| P36 25 AGP Johanna INNERFORS | | Honda - | | | | | |
|-------------------------------------|---------------|--------------------------|---------------|--------------------|--------------|---------------------|---------------------|
| IDEAL LAP TIME : 1:59.254 | | BEST LAP TIME : 1:59.254 | | DIFFERENCE : 0.000 | | | |
| LAP | SECTOR 1 | SECTOR 2 | SECTOR 3 | LAP TIME | MPH | DIFF | TIME OF DAY |
| 1 - | OUTLAP | 112.4 | 54.069 | 33.062 | 100.7 | | 09:03:03.638 |
| 2 - | 50.078 | 117.7 | 50.221 | 30.293 | 99.6 | 2:10.592 | 09:05:14.230 |
| 3 - | 47.796 | 118.9 | 50.825 | 31.844 | 101.4 | 2:10.465 | 09:07:24.695 |
| 4 - | 48.617 | 117.9 | 49.679 | 29.725 | 101.4 | 2:08.021 | 09:09:32.716 |
| 5 - | 47.979 | 116.3 | 48.520 | 28.749 | 100.9 | 2:05.248 | 09:11:37.964 |
| 6 - | 47.067 | 117.3 | 47.707 | 28.521 | 101.2 | 2:03.295 | 09:13:41.259 |
| 7 - | 46.725 | 117.5 | 47.516 | 28.512 | 101.2 | 2:02.753 | 09:15:44.012 |
| 8 - | 46.644 | 114.9 | 46.646 | 28.006 | 102.3 | 2:01.296 | 09:17:45.308 |
| 9 - | 46.144 | 115.1 | 46.032 | 28.146 | 102.1 | 2:00.322 (2) | 09:19:45.630 |
| 10 - | 46.058 | 115.9 | 46.555 | 27.887 | 102.3 | 2:00.500 | 09:21:46.130 |
| 11 - | 45.916 | 114.9 | 46.651 | 27.929 | 103.3 | 2:00.496 (3) | 09:23:46.626 |
| 12 - | 45.808 | 115.9 | 45.937 | 27.509 | 102.1 | 1:59.254 (1) | 09:25:45.880 |

| P37 54 Sam BURMAN | | KTM - TeamWNT / Burman Racing | | | | | |
|---------------------------|---------------|-------------------------------|---------------|--------------------|--------------|---------------------|---------------------|
| IDEAL LAP TIME : 1:59.314 | | BEST LAP TIME : 1:59.774 | | DIFFERENCE : 0.460 | | | |
| LAP | SECTOR 1 | SECTOR 2 | SECTOR 3 | LAP TIME | MPH | DIFF | TIME OF DAY |
| 1 - | | 122.2 | 53.520 | 31.861 | 102.6 | | 09:02:14.478 |
| 2 - | 48.453 | 123.3 | 50.349 | 30.825 | 103.3 | 2:09.627 | 09:04:24.105 |
| 3 - | 48.615 | 120.6 | 49.270 | 29.253 | 103.5 | 2:07.138 | 09:06:31.243 |
| 4 - | 46.391 | 124.7 | 47.635 | 28.725 | 104.7 | 2:02.751 | 09:08:33.994 |
| 5 - | 45.964 | 126.3 | 46.839 | 28.367 | 105.2 | 2:01.170 | 09:10:35.164 |
| 6 - | 45.366 | 126.6 | 46.747 | 28.752 | 105.0 | 2:00.865 | 09:12:36.029 |
| 7 - | 46.142 | 117.7 | 49.297 | IN PIT | | 2:14.256 P | 09:14:50.285 |
| 8 - | OUTLAP | 120.0 | 48.175 | 29.760 | 103.3 | 3:24.539 | 09:18:14.824 |
| 9 - | 45.858 | 125.9 | 46.855 | 28.365 | 104.7 | 2:01.078 | 09:20:15.902 |
| 10 - | 45.463 | 126.3 | 46.589 | 28.260 | 105.5 | 2:00.312 (2) | 09:22:16.214 |
| 11 - | 46.244 | 125.2 | 46.076 | 28.037 | 106.2 | 2:00.357 (3) | 09:24:16.571 |
| 12 - | 45.429 | 126.3 | 45.911 | 28.434 | 105.7 | 1:59.774 (1) | 09:26:16.345 |

| P38 36 AS Sander KROEZE | | Honda - Ernst Dubbink Eveno Racing | | | | | |
|--------------------------------|---------------|------------------------------------|---------------|--------------------|--------------|---------------------|---------------------|
| IDEAL LAP TIME : 1:57.197 | | BEST LAP TIME : 2:00.984 | | DIFFERENCE : 3.787 | | | |
| LAP | SECTOR 1 | SECTOR 2 | SECTOR 3 | LAP TIME | MPH | DIFF | TIME OF DAY |
| 1 - | OUTLAP | 118.5 | 49.767 | IN PIT | | P | 09:04:59.870 |
| 2 - | OUTLAP | 117.9 | 48.533 | 28.635 | 99.6 | 2:53.582 | 09:07:53.452 |
| 3 - | 47.211 | 118.3 | 46.473 | 27.300 | 101.2 | 2:00.984 (1) | 09:09:54.436 |
| 4 - | 45.659 | 116.7 | 44.238 | IN PIT | | 5:28.915 P | 09:15:23.351 |

Weather / Track : Bright / Dry

Assen
 Circuit Length = 2.8222 miles
 Start: 09:00 Flag 09:25 End: 09:27

MCRCB BULLETIN TK002

2016 MCE British Superbike Championship - Round 11

2016 HEL Performance British Motostar Moto 3 GP & ADAC NEC

FREE PRACTICE - SECTOR ANALYSIS

SECTOR 1 = FL to I1, SECTOR 2 = I1 to I2, SECTOR 3 = I2 to FL, DIFF = Difference To Personal Best Lap, P = Crossed Finish Line in Pit Lane, D = Time Disallowed

| P39 5 William SVARD | | Honda - Nordgren Racing | | | | | | |
|----------------------------|---------------|--------------------------|---------------|--------------------|--------------|---------------------|---------------------------|---------------------|
| IDEAL LAP TIME : 2:00.286 | | BEST LAP TIME : 2:01.040 | | DIFFERENCE : 0.754 | | | | |
| LAP | SECTOR 1 | SECTOR 2 | SECTOR 3 | LAP TIME | MPH | DIFF | TIME OF DAY | |
| 1 - | OUTLAP | 57.9 | 1:00.537 | 33.018 | 93.9 | | 09:04:41.226 | |
| 2 - | 53.664 | 74.1 | 51.095 | 31.313 | 97.0 | 2:16.072 | 74.66 15.032 09:06:57.298 | |
| 3 - | 50.232 | 84.5 | 50.893 | 30.503 | 98.1 | 2:11.628 | 77.18 10.588 09:09:08.926 | |
| 4 - | 48.847 | 114.7 | 48.546 | 29.487 | 97.8 | 2:06.880 | 80.07 5.840 09:11:15.806 | |
| 5 - | 49.674 | 116.1 | 47.064 | 28.622 | 100.0 | 2:05.360 (3) | 81.04 4.320 09:13:21.166 | |
| 6 - | 46.125 | 116.9 | 46.638 | 28.277 | 98.7 | 2:01.040 (1) | 83.94 | 09:15:22.206 |
| 7 - | 47.020 | 114.7 | 46.143 | 28.018 | 99.8 | 2:01.181 (2) | 83.84 0.141 09:17:23.387 | |
| 8 - | 48.268 | 91.1 | 49.668 | IN PIT | | 2:16.877 P | 74.22 15.837 09:19:40.264 | |
| 9 - | OUTLAP | 112.4 | 46.370 | 28.297 | 98.9 | 2:56.028 | 57.71 54.988 09:22:36.292 | |
| 10 - | 47.629 | 89.2 | 46.662 | IN PIT | | 2:16.210 P | 74.59 15.170 09:24:52.502 | |

| P40 48 Ewan POTTER | | Honda - | | | | | |
|---------------------------|----------|--------------------------|----------|--------------|---------------------|--------------|---------------------|
| IDEAL LAP TIME : | | BEST LAP TIME : 2:01.632 | | DIFFERENCE : | | | |
| LAP | SECTOR 1 | SECTOR 2 | SECTOR 3 | LAP TIME | MPH | DIFF | TIME OF DAY |
| 1 - | | | | | | | 09:02:54.839 |
| 2 - | | | | | 2:17.562 | 73.85 | 15.930 09:05:12.401 |
| 3 - | | | | | 2:11.882 | 77.03 | 10.250 09:07:24.283 |
| 4 - | | | | | 2:08.861 | 78.84 | 7.229 09:09:33.144 |
| 5 - | | | | | 2:09.552 | 78.42 | 7.920 09:11:42.696 |
| 6 - | | | | | 2:06.818 | 80.11 | 5.186 09:13:49.514 |
| 7 - | | | | | 2:07.399 | 79.75 | 5.767 09:15:56.913 |
| 8 - | | | | | 2:04.772 | 81.42 | 3.140 09:18:01.685 |
| 9 - | | | | | 2:04.441 | 81.64 | 2.809 09:20:06.126 |
| 10 - | | | | | 2:02.087 (3) | 83.22 | 0.455 09:22:08.213 |
| 11 - | | | | | 2:01.632 (1) | 83.53 | 09:24:09.845 |
| 12 - | | | | | 2:01.903 (2) | 83.34 | 0.271 09:26:11.748 |

| P41 17 AS Anna ADRING | | Honda - KOAN Event Racing | | | | | | |
|------------------------------|---------------|---------------------------|---------------|--------------------|-------------|---------------------|--------------------------|---------------------|
| IDEAL LAP TIME : 2:03.032 | | BEST LAP TIME : 2:03.504 | | DIFFERENCE : 0.472 | | | | |
| LAP | SECTOR 1 | SECTOR 2 | SECTOR 3 | LAP TIME | MPH | DIFF | TIME OF DAY | |
| 1 - | OUTLAP | 110.1 | 56.054 | 33.640 | 95.3 | | 09:03:00.178 | |
| 2 - | 50.310 | 109.8 | 51.868 | 30.913 | 96.2 | 2:13.091 | 76.33 9.587 09:05:13.269 | |
| 3 - | 48.451 | 117.5 | 51.387 | 32.260 | 98.3 | 2:12.098 | 76.91 8.594 09:07:25.367 | |
| 4 - | 49.086 | 118.7 | 49.778 | 31.201 | 97.0 | 2:10.065 | 78.11 6.561 09:09:35.432 | |
| 5 - | 47.978 | 116.1 | 49.185 | 30.407 | 99.1 | 2:07.570 | 79.64 4.066 09:11:43.002 | |
| 6 - | 47.839 | 115.5 | 49.004 | 30.478 | 96.4 | 2:07.321 | 79.79 3.817 09:13:50.323 | |
| 7 - | 47.645 | 116.3 | 49.653 | 30.701 | 97.2 | 2:07.999 | 79.37 4.495 09:15:58.322 | |
| 8 - | 47.036 | 116.9 | 48.357 | 29.896 | 97.6 | 2:05.289 (3) | 81.09 1.785 09:18:03.611 | |
| 9 - | 47.278 | 115.3 | 49.206 | 30.130 | 95.8 | 2:06.614 | 80.24 3.110 09:20:10.225 | |
| 10 - | 47.516 | 116.1 | 47.981 | 30.100 | 96.4 | 2:05.597 | 80.89 2.093 09:22:15.822 | |
| 11 - | 48.406 | 116.7 | 47.263 | 29.211 | 96.8 | 2:04.880 (2) | 81.35 1.376 09:24:20.702 | |
| 12 - | 47.417 | 116.7 | 47.354 | 28.733 | 98.9 | 2:03.504 (1) | 82.26 | 09:26:24.206 |

| P42 113 OGP Sebastian LOSCIALE | | Honda - | | | | | | |
|---------------------------------------|---------------|--------------------------|---------------|--------------------|-------------|---------------------|--------------------------|---------------------|
| IDEAL LAP TIME : 2:03.601 | | BEST LAP TIME : 2:03.742 | | DIFFERENCE : 0.141 | | | | |
| LAP | SECTOR 1 | SECTOR 2 | SECTOR 3 | LAP TIME | MPH | DIFF | TIME OF DAY | |
| 1 - | OUTLAP | 104.0 | 53.192 | 31.333 | 97.4 | | 09:03:05.805 | |
| 2 - | 51.772 | 111.4 | 49.956 | 30.231 | 98.3 | 2:11.959 | 76.99 8.217 09:05:17.764 | |
| 3 - | 48.420 | 113.3 | 50.618 | 29.666 | 98.5 | 2:08.704 | 78.94 4.962 09:07:26.468 | |
| 4 - | 49.407 | 113.7 | 48.733 | 29.793 | 98.1 | 2:07.933 | 79.41 4.191 09:09:34.401 | |
| 5 - | 48.880 | 112.9 | 48.410 | 28.654 | 99.8 | 2:05.944 | 80.67 2.202 09:11:40.345 | |
| 6 - | 47.865 | 112.7 | 54.662 | 29.025 | 98.7 | 2:11.552 | 77.23 7.810 09:13:51.897 | |
| 7 - | 50.022 | 110.7 | 48.652 | 29.067 | 99.6 | 2:07.741 | 79.53 3.999 09:15:59.638 | |
| 8 - | 47.765 | 112.0 | 47.585 | 29.124 | 98.7 | 2:04.474 (3) | 81.62 0.732 09:18:04.112 | |
| 9 - | 48.640 | 111.2 | 48.769 | 29.207 | 98.9 | 2:06.616 | 80.24 2.874 09:20:10.728 | |
| 10 - | 48.140 | 112.4 | 47.503 | 28.724 | 98.5 | 2:04.367 (2) | 81.69 0.625 09:22:15.095 | |
| 11 - | 47.504 | 112.2 | 47.543 | 28.695 | 98.9 | 2:03.742 (1) | 82.10 | 09:24:18.837 |

Weather / Track : Bright / Dry

Assen

Circuit Length = 2.8222 miles

Start: 09:00 Flag 09:25 End: 09:27

MCRCB BULLETIN TK002

2016 MCE British Superbike Championship - Round 11

2016 HEL Performance British Motostar Moto 3 GP & ADAC NEC

FREE PRACTICE - SECTOR ANALYSIS

SECTOR 1 = FL to I1, SECTOR 2 = I1 to I2, SECTOR 3 = I2 to FL, DIFF = Difference To Personal Best Lap, P = Crossed Finish Line in Pit Lane, D = Time Disallowed
 12 - 48.244 111.1 48.102 **28.594** 98.3 2:04.940 81.32 1.198 09:26:23.777

| P43 115 AS Oliver Lind JENSEN | | Honda - | | | | | |
|--------------------------------------|---------------|--------------------------|---------------|--------------------|-------------|---------------------|----------------------------------|
| IDEAL LAP TIME : 2:07.775 | | BEST LAP TIME : 2:10.166 | | DIFFERENCE : 2.391 | | | |
| LAP | SECTOR 1 | SECTOR 2 | SECTOR 3 | LAP TIME | MPH | DIFF | TIME OF DAY |
| 1 - | OUTLAP | 106.6 | 57.979 | 33.297 | 93.4 | | 09:03:03.040 |
| 2 - | 50.418 | 111.8 | 51.206 | 31.053 | 94.3 | 2:12.677 | 76.57 2.511 09:05:15.717 |
| 3 - | 50.007 | 109.4 | 50.767 | 31.555 | 95.3 | 2:12.329 | 76.77 2.163 09:07:28.046 |
| 4 - | 50.428 | 111.8 | 49.347 | 30.391 | 94.7 | 2:10.166 (1) | 78.05 09:09:38.212 |
| 5 - | 49.291 | 111.2 | 50.151 | 31.229 | 93.7 | 2:10.671 (3) | 77.75 0.505 09:11:48.883 |
| 6 - | 49.818 | 110.0 | 49.248 | 31.463 | 92.0 | 2:10.529 (2) | 77.83 0.363 09:13:59.412 |
| 7 - | 48.635 | 112.2 | 48.749 | IN PIT | | 2:22.424 P | 71.33 12.258 09:16:21.836 |

| P44 147 AS Phillip HOLE | | Honda - 3S ApS | | | | | |
|--------------------------------|---------------|--------------------------|---------------|--------------------|-------------|---------------------|----------------------------------|
| IDEAL LAP TIME : 2:10.205 | | BEST LAP TIME : 2:10.316 | | DIFFERENCE : 0.111 | | | |
| LAP | SECTOR 1 | SECTOR 2 | SECTOR 3 | LAP TIME | MPH | DIFF | TIME OF DAY |
| 1 - | OUTLAP | 92.5 | 1:02.014 | 36.036 | 94.7 | | 09:02:54.059 |
| 2 - | OUTLAP | 97.1 | 56.971 | IN PIT | | 6:04.403 P | 27.88 3:54.087 09:08:58.462 |
| 3 - | OUTLAP | 96.8 | 56.242 | 33.741 | 92.6 | 3:17.875 | 51.34 1:07.559 09:12:16.337 |
| 4 - | 51.215 | 112.9 | 53.271 | 32.336 | 96.8 | 2:16.822 | 74.25 6.506 09:14:33.159 |
| 5 - | 49.879 | 107.5 | 54.038 | 32.371 | 98.5 | 2:16.288 | 74.54 5.972 09:16:49.447 |
| 6 - | 49.529 | 114.9 | 53.009 | 31.331 | 97.8 | 2:13.869 | 75.89 3.553 09:19:03.316 |
| 7 - | 49.225 | 113.3 | 52.023 | 31.132 | 98.7 | 2:12.380 (3) | 76.74 2.064 09:21:15.696 |
| 8 - | 48.726 | 114.1 | 50.608 | 30.982 | 97.6 | 2:10.316 (1) | 77.96 09:23:26.012 |
| 9 - | 48.615 | 113.1 | 51.263 | 31.273 | 97.2 | 2:11.151 (2) | 77.46 0.835 09:25:37.163 |

| P45 61 AGP Ernst DUBBINK | | Honda - Ernst Dubbink Eveno Racing | | | | | |
|---------------------------------|---------------|------------------------------------|---------------|---------------|--------------|------------|---------------------|
| IDEAL LAP TIME : 2:00.568 | | BEST LAP TIME : | | DIFFERENCE : | | | |
| LAP | SECTOR 1 | SECTOR 2 | SECTOR 3 | LAP TIME | MPH | DIFF | TIME OF DAY |
| 1 - | OUTLAP | 102.2 | 51.435 | IN PIT | | P | 09:04:58.731 |
| 2 - | OUTLAP | 119.8 | 49.849 | 29.317 | 102.3 | 2:57.517 | 57.23 09:07:56.248 |
| 3 - | 46.825 | 120.6 | 48.242 | IN PIT | | 2:10.348 P | 77.94 09:10:06.596 |
| 4 - | OUTLAP | 117.9 | 46.857 | 28.399 | 101.4 | 3:13.493 | 52.50 09:13:20.089 |
| 5 - | 45.312 | 120.9 | 49.694 | IN PIT | | 2:17.774 P | 73.74 09:15:37.863 |
| 6 - | OUTLAP | 117.1 | 49.040 | IN PIT | | 4:08.636 P | 40.86 09:19:46.499 |

MCRCB BULLETIN TK003**2016 MCE British Superbike Championship - Round 11****2016 HEL Performance British Motostar Moto 3 GP & ADAC NEC****FREE PRACTICE - BEST SPEEDS**

| POS | INTERMEDIATE 1 | | | INTERMEDIATE 2 | | | FINISH LINE | | |
|-----|----------------|------------------|-------|----------------|------|-----|-------------|------------------|-------|
| | NO | NAME | MPH | NO | NAME | MPH | NO | NAME | MPH |
| 1 | 15 | McMANUS | 128.3 | | | | 26 | SAEZ | 108.3 |
| 2 | 26 | SAEZ | 128.3 | | | | 44 | BEST | 107.2 |
| 3 | 50 | DUPASQUIER | 127.5 | | | | 52 | BOERBOOM | 107.2 |
| 4 | 54 | BURMAN | 126.6 | | | | 21 | KERR | 106.5 |
| 5 | 42 | SLOOTEN | 126.1 | | | | 47 | ARCHER | 106.5 |
| 6 | 44 | BEST | 126.1 | | | | 54 | BURMAN | 106.2 |
| 7 | 52 | BOERBOOM | 126.1 | | | | 41 | ORGIS | 106.0 |
| 8 | 47 | ARCHER | 125.4 | | | | 15 | McMANUS | 105.7 |
| 9 | 21 | KERR | 125.2 | | | | 35 | LODGE | 105.5 |
| 10 | 35 | LODGE | 124.9 | | | | 42 | SLOOTEN | 105.5 |
| 11 | 13 | KOFLER | 123.5 | | | | 69 | BOOTH-AMOS | 105.0 |
| 12 | 98 | VRIES | 123.3 | | | | 19 | VITS | 104.7 |
| 13 | 9 | DOORAKKERS | 123.1 | | | | 50 | DUPASQUIER | 104.7 |
| 14 | 66 | FRASER | 122.9 | | | | 152 | KONIG | 104.7 |
| 15 | 19 | VITS | 122.6 | | | | 66 | FRASER | 104.5 |
| 16 | 30 | COOK | 122.6 | | | | 4 | GEIGER | 104.2 |
| 17 | 41 | ORGIS | 122.6 | | | | 12 | RENDELL | 104.2 |
| 18 | 69 | BOOTH-AMOS | 122.2 | | | | 9 | DOORAKKERS | 104.0 |
| 19 | 37 | DUNNIK | 121.5 | | | | 13 | KOFLER | 104.0 |
| 20 | 12 | RENDELL | 121.3 | | | | 49 | FREITAG | 103.8 |
| 21 | 61 | DUBBINK | 121.3 | | | | 98 | VRIES | 103.8 |
| 22 | 22 | RODINK | 120.9 | | | | 45 | ORGIS | 103.5 |
| 23 | 49 | FREITAG | 120.9 | | | | 121 | MEGGLE | 103.5 |
| 24 | 154 | FALCK | 120.9 | | | | 3 | ERHARD | 103.3 |
| 25 | 43 | JESPERSEN | 120.6 | | | | 25 | INNERFORS | 103.3 |
| 26 | 4 | GEIGER | 120.4 | | | | 30 | COOK | 103.0 |
| 27 | 3 | ERHARD | 120.2 | | | | 37 | DUNNIK | 103.0 |
| 28 | 121 | MEGGLE | 119.8 | | | | 22 | RODINK | 102.8 |
| 29 | 2 | BROUWERS | 119.4 | | | | 122 | MENDE | 102.8 |
| 30 | 152 | KONIG | 119.1 | | | | 61 | DUBBINK | 102.3 |
| 31 | 25 | INNERFORS | 118.9 | | | | 43 | JESPERSEN | 102.1 |
| 32 | 17 | ADBRING | 118.7 | | | | 154 | FALCK | 101.4 |
| 33 | 36 | KROEZE | 118.5 | | | | 36 | KROEZE | 101.2 |
| 34 | 33 | CORREIA-LOURENCO | 118.3 | | | | 2 | BROUWERS | 100.7 |
| 35 | 91 | ECKERT | 118.1 | | | | 91 | ECKERT | 100.3 |
| 36 | 99 | CAMPBELL | 117.9 | | | | 99 | CAMPBELL | 100.3 |
| 37 | 122 | MENDE | 117.9 | | | | 5 | SVARD | 100.0 |
| 38 | 6 | KARLSSON | 117.7 | | | | 113 | LOSCIALE | 99.8 |
| 39 | 45 | ORGIS | 117.5 | | | | 33 | CORREIA-LOURENCO | 99.8 |
| 40 | 5 | SVARD | 116.9 | | | | 6 | KARLSSON | 99.6 |
| 41 | 93 | LAWTON | 115.1 | | | | 93 | LAWTON | 99.4 |
| 42 | 147 | HOLE | 114.9 | | | | 17 | ADBRING | 99.1 |
| 43 | 113 | LOSCIALE | 113.7 | | | | 147 | HOLE | 98.7 |
| 44 | 115 | JENSEN | 112.2 | | | | 115 | JENSEN | 95.3 |
| 45 | 23 | LLEWELLYN | 62.5 | | | | | | |
| 46 | | | | | | | | | |

Weather / Track : Bright / Dry

Assen

Circuit Length = 2.8222 miles

Start: 09:00 Flag 09:25 End: 09:27

Results can be found at www.tsl-timing.com

Printed - 09:31 Friday, 30 September 2016

MCRCB BULLETIN TK004

2016 MCE British Superbike Championship - Round 11

2016 HEL Performance British Motostar Moto 3 GP & ADAC NEC

FREE PRACTICE - BEST SECTORS

| SECTOR 1 | | | SECTOR 2 | | | SECTOR 3 | | | IDEAL / BEST COMPARISON | | | | | | |
|----------|-----|----------------|----------|-----|----------------|----------|-----|----------------|-------------------------|-----|-----|-----------------|--------------------|-----------------|-------|
| POS | NO | NAME | TIME | NO | NAME | TIME | NO | NAME | TIME | POS | NO | NAME | IDEAL | BEST | DIFF |
| | | | | | | | | | | | | | PERFECT LAP | 1:49.380 | |
| 1 | 26 | SAEZ | 42.134 | 26 | SAEZ | 41.950 | 52 | BOERBOOM | 25.296 | 1 | 26 | SAEZ | 1:49.528 | 1:49.545 | 0.017 |
| 2 | 52 | BOERBOOM | 42.513 | 52 | BOERBOOM | 42.155 | 26 | SAEZ | 25.444 | 2 | 52 | BOERBOOM | 1:49.964 | 1:50.009 | 0.045 |
| 3 | 42 | SLOOTEN | 42.793 | 42 | SLOOTEN | 42.408 | 35 | LODGE | 25.631 | 3 | 42 | SLOOTEN | 1:50.851 | 1:50.851 | 0.000 |
| 4 | 21 | KERR | 42.875 | 12 | RENDELL | 42.613 | 42 | SLOOTEN | 25.650 | 4 | 12 | RENDELL | 1:51.428 | 1:51.614 | 0.186 |
| 5 | 44 | BEST | 42.939 | 19 | VITS | 42.615 | 12 | RENDELL | 25.818 | 5 | 35 | LODGE | 1:51.626 | 1:51.969 | 0.343 |
| 6 | 12 | RENDELL | 42.997 | 50 | DUPASQUIER | 42.662 | 44 | BEST | 25.838 | 6 | 50 | DUPASQUIER | 1:51.665 | 1:52.278 | 0.613 |
| 7 | 50 | DUPASQUIER | 43.005 | 4 | GEIGER | 42.743 | 69 | BOOTH-AMOS | 25.952 | 7 | 19 | VITS | 1:51.820 | 1:52.553 | 0.733 |
| 8 | 152 | KONIG | 43.023 | 69 | BOOTH-AMOS | 42.817 | 21 | KERR | 25.980 | 8 | 44 | BEST | 1:51.868 | 1:52.125 | 0.257 |
| 9 | 35 | LODGE | 43.024 | 3 | ERHARD | 42.847 | 50 | DUPASQUIER | 25.998 | 9 | 69 | BOOTH-AMOS | 1:51.890 | 1:51.937 | 0.047 |
| 10 | 19 | VITS | 43.116 | 152 | KONIG | 42.963 | 9 | DOORAKKERS | 26.000 | 10 | 21 | KERR | 1:52.029 | 1:52.029 | 0.000 |
| 11 | 69 | BOOTH-AMOS | 43.121 | 35 | LODGE | 42.971 | 19 | VITS | 26.089 | 11 | 4 | GEIGER | 1:52.193 | 1:52.239 | 0.046 |
| 12 | 43 | JESPERSEN | 43.152 | 44 | BEST | 43.091 | 4 | GEIGER | 26.105 | 12 | 152 | KONIG | 1:52.215 | 1:52.366 | 0.151 |
| 13 | 41 | ORGIS | 43.153 | 43 | JESPERSEN | 43.103 | 49 | FREITAG | 26.207 | 13 | 41 | ORGIS | 1:52.522 | 1:52.706 | 0.184 |
| 14 | 47 | ARCHER | 43.251 | 41 | ORGIS | 43.140 | 41 | ORGIS | 26.229 | 14 | 43 | JESPERSEN | 1:52.640 | 1:52.806 | 0.166 |
| 15 | 4 | GEIGER | 43.345 | 21 | KERR | 43.174 | 152 | KONIG | 26.229 | 15 | 3 | ERHARD | 1:52.763 | 1:53.586 | 0.823 |
| 16 | 121 | MEGGLE | 43.570 | 121 | MEGGLE | 43.532 | 47 | ARCHER | 26.230 | 16 | 47 | ARCHER | 1:53.113 | 1:53.302 | 0.189 |
| 17 | 30 | COOK | 43.655 | 22 | RODINK | 43.539 | 3 | ERHARD | 26.237 | 17 | 121 | MEGGLE | 1:53.475 | 1:53.809 | 0.334 |
| 18 | 3 | ERHARD | 43.679 | 37 | DUNNIK | 43.551 | 121 | MEGGLE | 26.373 | 18 | 49 | FREITAG | 1:53.628 | 1:53.688 | 0.060 |
| 19 | 37 | DUNNIK | 43.738 | 47 | ARCHER | 43.632 | 43 | JESPERSEN | 26.385 | 19 | 37 | DUNNIK | 1:53.805 | 1:53.853 | 0.048 |
| 20 | 49 | FREITAG | 43.787 | 49 | FREITAG | 43.634 | 98 | VRIES | 26.413 | 20 | 9 | DOORAKKERS | 1:53.945 | 1:54.551 | 0.606 |
| 21 | 9 | DOORAKKERS | 43.918 | 30 | COOK | 43.716 | 37 | DUNNIK | 26.516 | 21 | 30 | COOK | 1:53.983 | 1:54.316 | 0.333 |
| 22 | 98 | VRIES | 44.010 | 45 | ORGIS | 43.918 | 22 | RODINK | 26.559 | 22 | 22 | RODINK | 1:54.282 | 1:54.282 | 0.000 |
| 23 | 45 | ORGIS | 44.127 | 9 | DOORAKKERS | 44.027 | 30 | COOK | 26.612 | 23 | 45 | ORGIS | 1:54.702 | 1:54.750 | 0.048 |
| 24 | 22 | RODINK | 44.184 | 36 | KROEZE | 44.238 | 45 | ORGIS | 26.657 | 24 | 98 | VRIES | 1:55.176 | 1:55.176 | 0.000 |
| 25 | 66 | FRASER | 44.199 | 13 | KOFLER | 44.363 | 99 | CAMPBELL | 26.937 | 25 | 13 | KOFLER | 1:55.969 | 1:55.969 | 0.000 |
| 26 | 15 | McMANUS | 44.414 | 6 | KARLSSON | 44.505 | 6 | KARLSSON | 26.982 | 26 | 99 | CAMPBELL | 1:56.391 | 1:56.841 | 0.450 |
| 27 | 13 | KOFLER | 44.463 | 122 | MENDE | 44.583 | 15 | McMANUS | 27.063 | 27 | 15 | McMANUS | 1:56.427 | 1:57.396 | 0.969 |
| 28 | 2 | BROUWERS | 44.611 | 93 | LAWTON | 44.633 | 2 | BROUWERS | 27.128 | 28 | 66 | FRASER | 1:56.533 | 1:56.533 | 0.000 |
| 29 | 99 | CAMPBELL | 44.732 | 99 | CAMPBELL | 44.722 | 13 | KOFLER | 27.143 | 29 | 6 | KARLSSON | 1:56.606 | 1:56.887 | 0.281 |
| 30 | 154 | FALCK | 44.780 | 98 | VRIES | 44.753 | 66 | FRASER | 27.210 | 30 | 2 | BROUWERS | 1:56.760 | 1:57.837 | 1.077 |
| 31 | 93 | LAWTON | 45.044 | 154 | FALCK | 44.829 | 122 | MENDE | 27.229 | 31 | 122 | MENDE | 1:56.937 | 1:57.055 | 0.118 |
| 32 | 6 | KARLSSON | 45.119 | 15 | McMANUS | 44.950 | 33 | CORREIA-LOUREN | 27.269 | 32 | 154 | FALCK | 1:57.010 | 1:57.264 | 0.254 |
| 33 | 122 | MENDE | 45.125 | 2 | BROUWERS | 45.021 | 36 | KROEZE | 27.300 | 33 | 93 | LAWTON | 1:57.052 | 1:57.160 | 0.108 |
| 34 | 61 | DUBBINK | 45.312 | 66 | FRASER | 45.124 | 93 | LAWTON | 27.375 | 34 | 36 | KROEZE | 1:57.197 | 2:00.984 | 3.787 |
| 35 | 54 | BURMAN | 45.366 | 91 | ECKERT | 45.352 | 154 | FALCK | 27.401 | 35 | 33 | CORREIA-LOURENC | 1:58.246 | 1:58.676 | 0.430 |
| 36 | 33 | CORREIA-LOUREN | 45.366 | 33 | CORREIA-LOUREN | 45.611 | 25 | INNERFORS | 27.509 | 36 | 91 | ECKERT | 1:58.656 | 1:58.947 | 0.291 |
| 37 | 91 | ECKERT | 45.567 | 54 | BURMAN | 45.911 | 91 | ECKERT | 27.737 | 37 | 25 | INNERFORS | 1:59.254 | 1:59.254 | 0.000 |
| 38 | 36 | KROEZE | 45.659 | 25 | INNERFORS | 45.937 | 5 | SVARD | 28.018 | 38 | 54 | BURMAN | 1:59.314 | 1:59.774 | 0.460 |
| 39 | 25 | INNERFORS | 45.808 | 5 | SVARD | 46.143 | 54 | BURMAN | 28.037 | 39 | 5 | SVARD | 2:00.286 | 2:01.040 | 0.754 |
| 40 | 5 | SVARD | 46.125 | 61 | DUBBINK | 46.857 | 61 | DUBBINK | 28.399 | 40 | 61 | DUBBINK | 2:00.568 | | |
| 41 | 17 | ADBRING | 47.036 | 17 | ADBRING | 47.263 | 113 | LOSCIALE | 28.594 | 41 | 17 | ADBRING | 2:03.032 | 2:03.504 | 0.472 |
| 42 | 113 | LOSCIALE | 47.504 | 113 | LOSCIALE | 47.503 | 17 | ADBRING | 28.733 | 42 | 113 | LOSCIALE | 2:03.601 | 2:03.742 | 0.141 |
| 43 | 147 | HOLE | 48.615 | 115 | JENSEN | 48.749 | 115 | JENSEN | 30.391 | 43 | 115 | JENSEN | 2:07.775 | 2:10.166 | 2.391 |
| 44 | 115 | JENSEN | 48.635 | 147 | HOLE | 50.608 | 147 | HOLE | 30.982 | 44 | 147 | HOLE | 2:10.205 | 2:10.316 | 0.111 |
| 45 | | | | | | | | | | 45 | 48 | POTTER | | 2:01.632 | |
| 46 | | | | | | | | | | | | | | | |

Weather / Track : Bright / Dry

Assen

Circuit Length = 2.8222 miles

Start: 09:00 Flag 09:25 End: 09:27

Results can be found at www.tsl-timing.com

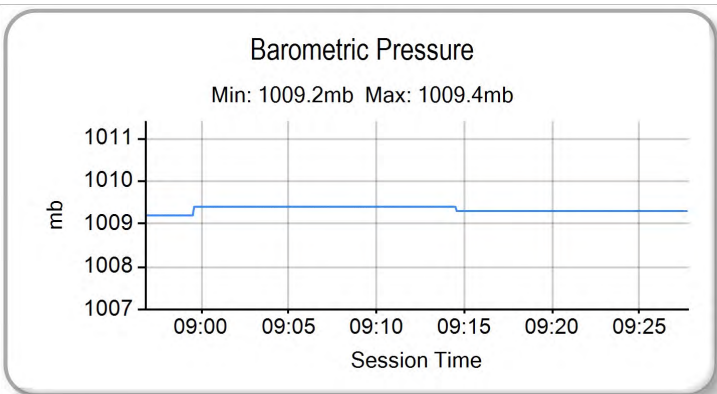
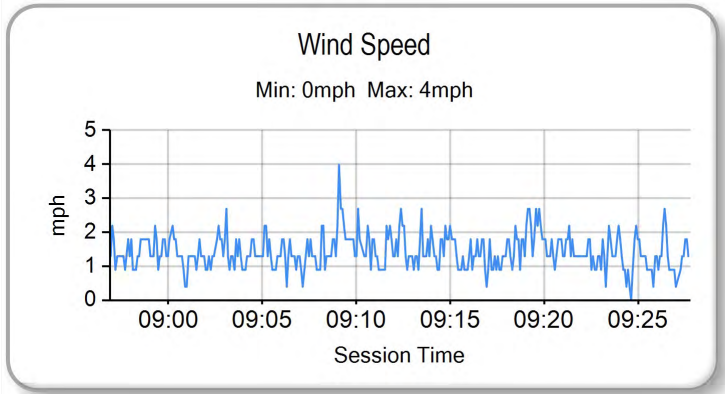
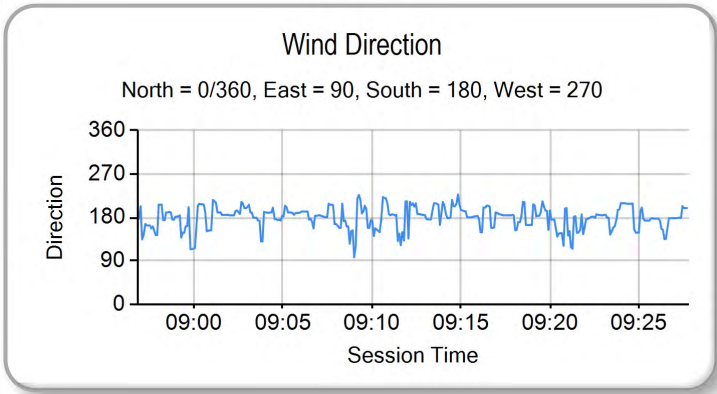
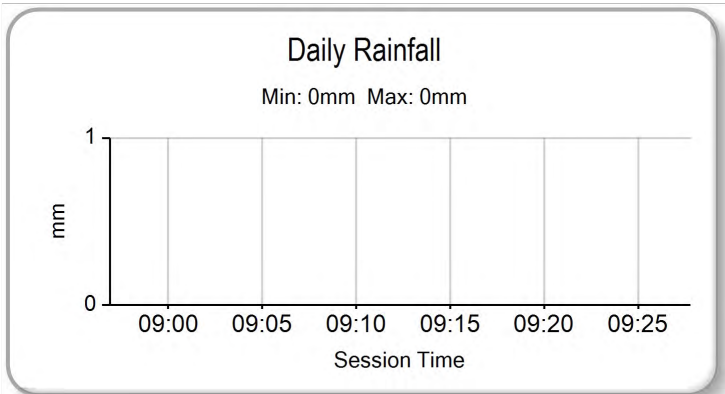
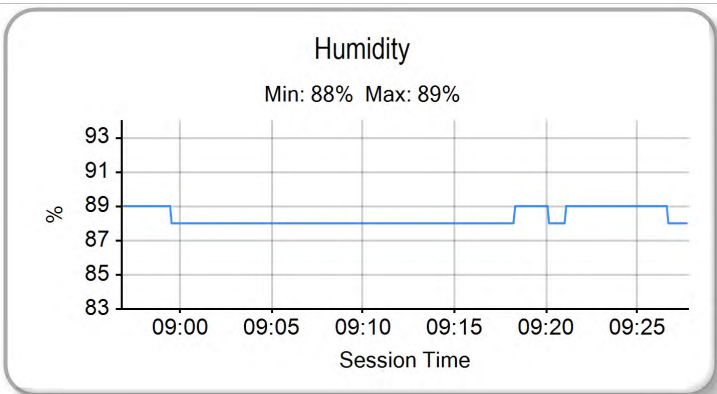
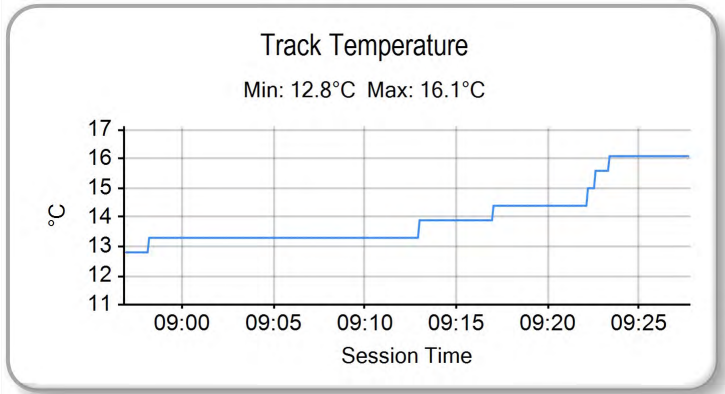
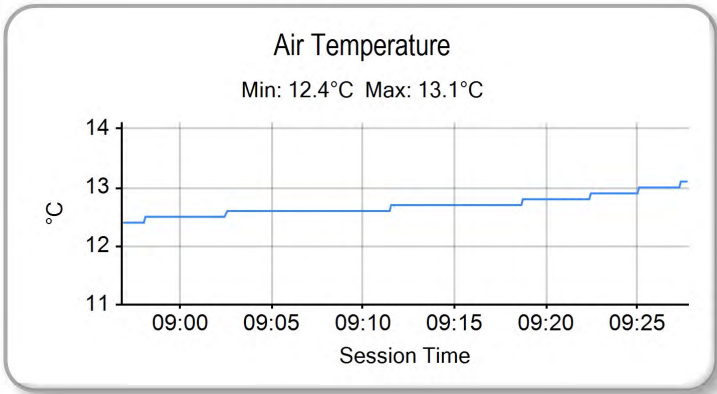
Printed - 09:31 Friday, 30 September 2016

MCRCB BULLETIN TK005

2016 MCE British Superbike Championship - Round 11

2016 HEL Performance British Motostar Moto 3 GP & ADAC NEC

FREE PRACTICE - WEATHER CONDITIONS



Weather / Track : Bright / Dry

Results can be found at www.tsl-timing.com

Assen
Circuit Length = 2.8222 miles
Start: 09:00 Flag 09:25 End: 09:27

Printed - 09:31 Friday, 30 September 2016

QUALIFYING 1 - CLASSIFICATION



| POS | NO | CL | PIC NAME | NAT | ENTRY | TIME | ON | LAPS | GAP | DIFF | MPH |
|-----|-----|-----|-------------------------|-----|---|----------|----|------|-------|-------|-------|
| 1 | 26 | | Dani SAEZ | SPA | KTM - GA Competition | 1:47.341 | 11 | 11 | | | 94.65 |
| 2 | 47 | | Jake ARCHER | GBR | KTM FTR - City Lifting / RS Racing | 1:48.251 | 12 | 13 | 0.910 | 0.910 | 93.85 |
| 3 | 36 | AS | Sander KROEZE | NED | Honda - Ernst Dubbink Eveno Racing | 1:48.345 | 12 | 13 | 1.004 | 0.094 | 93.77 |
| 4 | 52 | | Jorel BOERBOOM | NED | Kalex KTM - FPW Racing | 1:48.441 | 11 | 13 | 1.100 | 0.096 | 93.69 |
| 5 | 61 | AGP | Ernst DUBBINK | NED | Honda - Ernst Dubbink Eveno Racing | 1:48.531 | 13 | 13 | 1.190 | 0.090 | 93.61 |
| 6 | 42 | | Brian SLOOTEN | NED | Bakker Honda - Bakker Frame Racing | 1:48.631 | 13 | 14 | 1.290 | 0.100 | 93.52 |
| 7 | 12 | | Edward RENDELL | GBR | Ten Kate Honda - Banks Racing | 1:48.923 | 5 | 11 | 1.582 | 0.292 | 93.27 |
| 8 | 50 | AGP | Jason DUPASQUIER | SWI | KTM - KTM Swiss Junior Team | 1:49.125 | 6 | 12 | 1.784 | 0.202 | 93.10 |
| 9 | 19 | AS | Sasha de VITS | BEL | Honda - DV1 RacingTeam | 1:49.146 | 3 | 14 | 1.805 | 0.021 | 93.08 |
| 10 | 2 | | Mike BROUWERS | NED | Husqvarna - Joma / Brouwersracingteam | 1:49.277 | 6 | 13 | 1.936 | 0.131 | 92.97 |
| 11 | 41 | AS | Kevin ORGIS | GER | Honda - Kiefer Racing | 1:49.302 | 13 | 14 | 1.961 | 0.025 | 92.95 |
| 12 | 35 | | Elliot LODGE | GBR | Honda - Essential Team Racing / SP125 | 1:49.383 | 12 | 13 | 2.042 | 0.081 | 92.88 |
| 13 | 49 | AS | Philipp FREITAG | GER | Honda - FKoch Rennsport & Hannes Allwardt | 1:49.536 | 8 | 13 | 2.195 | 0.153 | 92.75 |
| 14 | 69 | | Tom BOOTH-AMOS | GBR | Tigcraft - FAB Racing | 1:49.573 | 10 | 10 | 2.232 | 0.037 | 92.72 |
| 15 | 121 | AS | Matthias MEGGLE | GER | Honda - Dynavolt Intact GP Junior Team | 1:49.623 | 13 | 13 | 2.282 | 0.050 | 92.68 |
| 16 | 98 | | Tomas de VRIES | NED | Honda - DAT Racing | 1:49.868 | 12 | 12 | 2.527 | 0.245 | 92.47 |
| 17 | 152 | AS | Oliver KONIG | CZE | Honda - | 1:49.980 | 13 | 14 | 2.639 | 0.112 | 92.38 |
| 18 | 15 | | Eugene McMANUS | GBR | KTM - M.V. Commercial | 1:50.027 | 6 | 12 | 2.686 | 0.047 | 92.34 |
| 19 | 43 | AS | Simon JESPERSEN | DEN | Honda - | 1:50.159 | 11 | 12 | 2.818 | 0.132 | 92.23 |
| 20 | 44 | | Edmund BEST | GBR | KTM - SymCirrus Motorsport | 1:50.201 | 13 | 13 | 2.860 | 0.042 | 92.19 |
| 21 | 4 | AS | Dirk GEIGER | GER | Honda - Kiefer Racing | 1:50.287 | 6 | 12 | 2.946 | 0.086 | 92.12 |
| 22 | 3 | AS | Toni ERHARD | GER | Honda - Kiefer Racing | 1:50.320 | 5 | 14 | 2.979 | 0.033 | 92.09 |
| 23 | 21 | | Richard KERR | GBR | KTM - North West Racing | 1:50.432 | 13 | 13 | 3.091 | 0.112 | 92.00 |
| 24 | 45 | AS | Leon ORGIS | GER | Honda - Kiefer Racing | 1:50.795 | 5 | 7 | 3.454 | 0.363 | 91.70 |
| 25 | 30 | | Max COOK | GBR | Repli-Cast - Repli-Cast UK Racing | 1:50.992 | 7 | 13 | 3.651 | 0.197 | 91.53 |
| 26 | 37 | AS | Rick DUNNIK | NED | Honda - HD Racing | 1:51.625 | 12 | 13 | 4.284 | 0.633 | 91.02 |
| 27 | 9 | OGP | Ruben DOORAKKERS | NED | Honda - | 1:52.118 | 12 | 12 | 4.777 | 0.493 | 90.62 |
| 28 | 13 | AGP | Maximilian KOFLER | AUT | KTM - MSV Schwanenstadt | 1:52.500 | 12 | 13 | 5.159 | 0.382 | 90.31 |
| 29 | 22 | | Tasia RODINK | NED | Honda - GA Competition | 1:52.589 | 3 | 9 | 5.248 | 0.089 | 90.24 |
| 30 | 154 | AS | Lukas FALCK | DEN | Honda - | 1:52.930 | 13 | 13 | 5.589 | 0.341 | 89.96 |
| 31 | 5 | | William SVARD | SWE | Honda - Nordgren Racing | 1:52.976 | 12 | 12 | 5.635 | 0.046 | 89.93 |
| 32 | 25 | AGP | Johanna INNERFORS | SWE | Honda - | 1:53.278 | 12 | 13 | 5.937 | 0.302 | 89.69 |
| 33 | 122 | AS | Marie MENDE | GER | Honda - MM-Racing | 1:53.683 | 6 | 13 | 6.342 | 0.405 | 89.37 |
| 34 | 99 | | Stephen CAMPBELL | GBR | Honda - Campbell Racing | 1:53.749 | 10 | 11 | 6.408 | 0.066 | 89.32 |
| 35 | 66 | | Cameron FRASER | GBR | Kalex KTM - FPW Racing | 1:53.792 | 13 | 13 | 6.451 | 0.043 | 89.28 |
| 36 | 54 | | Sam BURMAN | GBR | KTM - TeamWNT / Burman Racing | 1:53.911 | 13 | 13 | 6.570 | 0.119 | 89.19 |
| 37 | 23 | | Sam LLEWELLYN | GBR | Honda - Mammoth Motorsport | 1:53.982 | 13 | 13 | 6.641 | 0.071 | 89.13 |
| 38 | 6 | | Lukas KARLSSON | SWE | Honda - Nordgren Racing | 1:54.255 | 12 | 13 | 6.914 | 0.273 | 88.92 |
| 39 | 33 | | Miguel CORREIA-LOURENCO | NED | Kalex KTM - Racing Team Noord NL | 1:55.048 | 12 | 13 | 7.707 | 0.793 | 88.31 |
| 40 | 11 | AS | Lotte UHRE | DEN | Honda - | 1:55.163 | 9 | 10 | 7.822 | 0.115 | 88.22 |
| 41 | 91 | AS | Patrick ECKERT | GER | Honda - | 1:55.592 | 12 | 13 | 8.251 | 0.429 | 87.89 |
| 42 | 93 | | Steve LAWTON | GBR | Honda - Cresswell Racing | 1:55.984 | 5 | 10 | 8.643 | 0.392 | 87.59 |
| 43 | 48 | | Ewan POTTER | GBR | Honda - | 1:57.012 | 11 | 11 | 9.671 | 1.028 | 86.83 |

QUALIFYING LAPTIME (110.0% of 1:47.341) = 1:58.075

| | | | | | | | | | | | |
|----|-----|-----|-----------------------|-----|---------------------------|----------|----|----|--------|-------|-------|
| 44 | 17 | AS | 16 Anna ADBRING | SWE | Honda - KOAN Event Racing | 1:59.432 | 12 | 12 | 12.091 | 2.420 | 85.07 |
| 45 | 113 | OGP | 2 Sebastian LOSCIALE | SWE | Honda - | 2:00.035 | 12 | 13 | 12.694 | 0.603 | 84.64 |
| 46 | 147 | AS | 17 Phillip HOLE | DEN | Honda - 3S ApS | 2:02.056 | 12 | 12 | 14.715 | 2.021 | 83.24 |
| 47 | 115 | AS | 18 Oliver Lind JENSEN | DEN | Honda - | 2:02.389 | 4 | 5 | 15.048 | 0.333 | 83.01 |

Assen

Circuit Length = 2.8222 miles

Start: 13:55 Flag 14:20 End: 14:22

Weather / Track : Bright / Dry

These results are provisional until the conclusion of any judicial and technical matters.

| | | |
|-----------------|------------|--------------|
| Race Director : | Stewards : | Timekeeper : |
| | | |

Results can be found at www.britishsuperbike.com

Printed - 14:22 Friday, 30 September 2016

MCRCB BULLETIN TK037

2016 MCE British Superbike Championship - Round 11

2016 HEL Performance British Motostar Moto 3 GP & ADAC NEC

QUALIFYING 1 - SECTOR ANALYSIS

SECTOR 1 = FL to I1, SECTOR 2 = I1 to I2, SECTOR 3 = I2 to FL, DIFF = Difference To Personal Best Lap, P = Crossed Finish Line in Pit Lane, D = Time Disallowed

| P1 26 Dani SAEZ | | KTM - GA Competition | | | | | | | |
|---------------------------|---------------|--------------------------|---------------|--------------------|--------------|---------------------|--------------|----------|---------------------|
| IDEAL LAP TIME : 1:46.861 | | BEST LAP TIME : 1:47.341 | | DIFFERENCE : 0.480 | | | | | |
| LAP | SECTOR 1 | SECTOR 2 | SECTOR 3 | LAP TIME | MPH | DIFF | TIME OF DAY | | |
| 1 - | OUTLAP | 124.5 | 43.207 | 25.922 | 108.5 | | 13:57:21.267 | | |
| 2 - | 42.259 | 124.2 | 42.181 | 24.933 | 108.3 | 1:49.373 | 92.89 | 2.032 | 13:59:10.640 |
| 3 - | 43.468 | 102.7 | 42.314 | 24.990 | 109.3 | 1:50.772 | 91.72 | 3.431 | 14:01:01.412 |
| 4 - | 41.391 | 126.8 | 42.018 | 25.016 | 107.0 | 1:48.425 | 93.70 | 1.084 | 14:02:49.837 |
| 5 - | 41.658 | 124.2 | 41.385 | 24.864 | 109.6 | 1:47.907 | 94.15 | 0.566 | 14:04:37.744 |
| 6 - | 41.509 | 124.7 | 41.583 | 24.571 | 109.1 | 1:47.663 (3) | 94.37 | 0.322 | 14:06:25.407 |
| 7 - | 41.293 | 122.9 | 41.735 | 24.856 | 108.3 | 1:47.884 | 94.17 | 0.543 | 14:08:13.291 |
| 8 - | 43.776 | 123.5 | 42.283 | IN PIT | | 1:59.277 P | 85.18 | 11.936 | 14:10:12.568 |
| 9 - | OUTLAP | 122.4 | 42.319 | 25.420 | 107.2 | 6:14.057 | 27.16 | 4:26.716 | 14:16:26.625 |
| 10 - | 41.470 | 125.4 | 41.226 | 24.786 | 109.1 | 1:47.482 (2) | 94.52 | 0.141 | 14:18:14.107 |
| 11 - | 41.064 | 125.6 | 41.335 | 24.942 | 108.3 | 1:47.341 (1) | 94.65 | | 14:20:01.448 |

| P2 47 Jake ARCHER | | KTM FTR - City Lifting / RS Racing | | | | | | | |
|---------------------------|---------------|------------------------------------|---------------|--------------------|--------------|---------------------|--------------|----------|---------------------|
| IDEAL LAP TIME : 1:47.731 | | BEST LAP TIME : 1:48.251 | | DIFFERENCE : 0.520 | | | | | |
| LAP | SECTOR 1 | SECTOR 2 | SECTOR 3 | LAP TIME | MPH | DIFF | TIME OF DAY | | |
| 1 - | OUTLAP | 122.6 | 44.574 | 26.182 | 107.5 | | 13:58:10.379 | | |
| 2 - | 43.070 | 123.3 | 42.056 | 26.707 | 104.7 | 1:51.833 | 90.85 | 3.582 | 14:00:02.212 |
| 3 - | 42.262 | 125.4 | 42.407 | 25.328 | 106.5 | 1:49.997 | 92.36 | 1.746 | 14:01:52.209 |
| 4 - | 41.826 | 121.3 | 41.781 | 25.343 | 106.7 | 1:48.950 (2) | 93.25 | 0.699 | 14:03:41.159 |
| 5 - | 41.714 | 121.5 | 41.736 | 25.550 | 106.7 | 1:49.000 (3) | 93.21 | 0.749 | 14:05:30.159 |
| 6 - | 42.751 | 117.7 | 43.655 | IN PIT | | 2:00.181 P | 84.54 | 11.930 | 14:07:30.340 |
| 7 - | OUTLAP | 121.7 | 42.411 | 25.281 | 106.7 | 3:08.919 | 53.78 | 1:20.668 | 14:10:39.259 |
| 8 - | 42.176 | 121.7 | 41.754 | 26.038 | 107.5 | 1:49.968 | 92.39 | 1.717 | 14:12:29.227 |
| 9 - | 41.839 | 122.4 | 42.127 | 25.380 | 107.5 | 1:49.346 | 92.91 | 1.095 | 14:14:18.573 |
| 10 - | 42.151 | 121.7 | 41.509 | 25.788 | 106.7 | 1:49.448 | 92.83 | 1.197 | 14:16:08.021 |
| 11 - | 41.619 | 122.6 | 41.238 | 26.268 | 106.2 | 1:49.125 | 93.10 | 0.874 | 14:17:57.146 |
| 12 - | 42.139 | 123.1 | 41.102 | 25.010 | 107.5 | 1:48.251 (1) | 93.85 | | 14:19:45.397 |
| 13 - | 42.702 | 122.9 | 41.844 | 25.170 | 107.2 | 1:49.716 | 92.60 | 1.465 | 14:21:35.113 |

| P3 36 AS Sander KROEZE | | Honda - Ernst Dubbink Eveno Racing | | | | | | | |
|---------------------------|---------------|------------------------------------|---------------|--------------------|--------------|---------------------|--------------|--------|---------------------|
| IDEAL LAP TIME : 1:48.323 | | BEST LAP TIME : 1:48.345 | | DIFFERENCE : 0.022 | | | | | |
| LAP | SECTOR 1 | SECTOR 2 | SECTOR 3 | LAP TIME | MPH | DIFF | TIME OF DAY | | |
| 1 - | | 117.9 | 44.917 | 26.895 | 102.8 | | 13:56:58.162 | | |
| 2 - | 43.618 | 117.1 | 42.971 | 25.794 | 102.6 | 1:52.383 | 90.40 | 4.038 | 13:58:50.545 |
| 3 - | 43.397 | 118.9 | 42.070 | 25.541 | 103.5 | 1:51.008 | 91.52 | 2.663 | 14:00:41.553 |
| 4 - | 42.960 | 118.3 | 42.135 | 25.657 | 102.8 | 1:50.752 | 91.73 | 2.407 | 14:02:32.305 |
| 5 - | 48.832 | 119.6 | 42.980 | IN PIT | | 2:02.930 P | 82.65 | 14.585 | 14:04:35.235 |
| 6 - | OUTLAP | 117.3 | 41.917 | 25.627 | 102.1 | 2:38.764 | 63.99 | 50.419 | 14:07:13.999 |
| 7 - | 43.010 | 117.1 | 41.809 | 25.341 | 102.6 | 1:50.160 | 92.23 | 1.815 | 14:09:04.159 |
| 8 - | 43.081 | 116.9 | 41.761 | 25.390 | 103.8 | 1:50.232 | 92.17 | 1.887 | 14:10:54.391 |
| 9 - | 42.513 | 118.1 | 41.466 | 25.213 | 105.0 | 1:49.192 (3) | 93.04 | 0.847 | 14:12:43.583 |
| 10 - | 50.263 | 116.3 | 41.826 | 25.504 | 104.0 | 1:57.593 | 86.40 | 9.248 | 14:14:41.176 |
| 11 - | 42.836 | 117.9 | 41.037 | 25.452 | 103.5 | 1:49.325 | 92.93 | 0.980 | 14:16:30.501 |
| 12 - | 42.464 | 119.4 | 40.956 | 24.925 | 105.2 | 1:48.345 (1) | 93.77 | | 14:18:18.846 |
| 13 - | 42.442 | 120.6 | 41.369 | 25.265 | 103.5 | 1:49.076 (2) | 93.14 | 0.731 | 14:20:07.922 |

| P4 52 Jorel BOERBOOM | | Kalex KTM - FPW Racing | | | | | | | |
|---------------------------|----------|--------------------------|----------|--------------------|--------------|------------|--------------|----------|--------------|
| IDEAL LAP TIME : 1:48.239 | | BEST LAP TIME : 1:48.441 | | DIFFERENCE : 0.202 | | | | | |
| LAP | SECTOR 1 | SECTOR 2 | SECTOR 3 | LAP TIME | MPH | DIFF | TIME OF DAY | | |
| 1 - | OUTLAP | 119.4 | 44.635 | 26.900 | 105.2 | | 13:57:11.074 | | |
| 2 - | 43.005 | 123.5 | 42.931 | 25.336 | 108.3 | 1:51.272 | 91.30 | 2.831 | 13:59:02.346 |
| 3 - | 42.655 | 126.6 | 42.207 | 25.257 | 107.2 | 1:50.119 | 92.26 | 1.678 | 14:00:52.465 |
| 4 - | 45.025 | 103.4 | 44.170 | IN PIT | | 2:06.476 P | 80.33 | 18.035 | 14:02:58.941 |
| 5 - | OUTLAP | 122.9 | 43.280 | 25.552 | 107.5 | 3:32.135 | 47.89 | 1:43.694 | 14:06:31.076 |
| 6 - | 42.264 | 124.2 | 42.073 | 24.863 | 108.0 | 1:49.200 | 93.04 | 0.759 | 14:08:20.276 |
| 7 - | 42.436 | 123.3 | 41.858 | 25.555 | 108.5 | 1:49.849 | 92.49 | 1.408 | 14:10:10.125 |
| 8 - | 42.249 | 122.6 | 41.529 | 24.976 | 107.5 | 1:48.754 | 93.42 | 0.313 | 14:11:58.879 |

Weather / Track : Bright / Dry

Assen

Circuit Length = 2.8222 miles

Start: 13:55 Flag 14:20 End: 14:22

MCRCB BULLETIN TK037

2016 MCE British Superbike Championship - Round 11

2016 HEL Performance British Motostar Moto 3 GP & ADAC NEC

QUALIFYING 1 - SECTOR ANALYSIS

SECTOR 1 = FL to I1, SECTOR 2 = I1 to I2, SECTOR 3 = I2 to FL, DIFF = Difference To Personal Best Lap, P = Crossed Finish Line in Pit Lane, D = Time Disallowed

| | | | | | | | | | |
|-------------|---------------|-------|---------------|--------|-------|---------------------|--------------|-------|---------------------|
| 9 - | 42.211 | 122.9 | 41.882 | 25.043 | 106.7 | 1:49.136 | 93.09 | 0.695 | 14:13:48.015 |
| 10 - | 43.702 | 122.0 | 42.040 | 25.697 | 108.0 | 1:51.439 | 91.17 | 2.998 | 14:15:39.454 |
| 11 - | 41.968 | 125.4 | 41.408 | 25.065 | 107.2 | 1:48.441 (1) | 93.69 | | 14:17:27.895 |
| 12 - | 42.065 | 121.7 | 41.447 | 25.067 | 108.0 | 1:48.579 (2) | 93.57 | 0.138 | 14:19:16.474 |
| 13 - | 42.149 | 122.4 | 41.460 | 25.123 | 107.5 | 1:48.732 (3) | 93.44 | 0.291 | 14:21:05.206 |

| P5 61 AGP Ernst DUBBINK | | Honda - Ernst Dubbink Eveno Racing | | | | | | | |
|--------------------------------|---------------|------------------------------------|---------------|--------------------|--------------|---------------------|--------------|--------|---------------------|
| IDEAL LAP TIME : 1:48.331 | | BEST LAP TIME : 1:48.531 | | DIFFERENCE : 0.200 | | | | | |
| LAP | SECTOR 1 | SECTOR 2 | SECTOR 3 | LAP TIME | MPH | DIFF | TIME OF DAY | | |
| 1 - | | 118.3 | 43.123 | 25.656 | 103.3 | | | | 13:56:53.827 |
| 2 - | 43.042 | 118.1 | 42.133 | 25.122 | 105.5 | 1:50.297 | 92.11 | 1.766 | 13:58:44.124 |
| 3 - | 42.380 | 121.1 | 41.612 | 25.145 | 106.0 | 1:49.137 | 93.09 | 0.606 | 14:00:33.261 |
| 4 - | 42.315 | 120.6 | 41.588 | 25.015 | 105.2 | 1:48.918 (2) | 93.28 | 0.387 | 14:02:22.179 |
| 5 - | 42.402 | 118.9 | 44.537 | IN PIT | | 2:01.584 P | 83.56 | 13.053 | 14:04:23.763 |
| 6 - | OUTLAP | 118.5 | 42.243 | 25.671 | 101.4 | 2:39.139 | 63.84 | 50.608 | 14:07:02.902 |
| 7 - | 43.466 | 118.1 | 42.109 | 25.116 | 104.7 | 1:50.691 | 91.78 | 2.160 | 14:08:53.593 |
| 8 - | 42.715 | 120.2 | 41.633 | 24.995 | 106.0 | 1:49.343 | 92.92 | 0.812 | 14:10:42.936 |
| 9 - | 42.322 | 121.1 | 41.509 | 25.184 | 105.7 | 1:49.015 (3) | 93.19 | 0.484 | 14:12:31.951 |
| 10 - | 42.384 | 117.1 | 42.788 | 25.300 | 105.2 | 1:50.472 | 91.97 | 1.941 | 14:14:22.423 |
| 11 - | 42.419 | 121.7 | 41.566 | 25.646 | 105.2 | 1:49.631 | 92.67 | 1.100 | 14:16:12.054 |
| 12 - | 56.057 | 117.9 | 41.602 | 24.995 | 106.0 | 2:02.654 | 82.83 | 14.123 | 14:18:14.708 |
| 13 - | 42.163 | 122.0 | 41.173 | 25.195 | 105.5 | 1:48.531 (1) | 93.61 | | 14:20:03.239 |

| P6 42 Brian SLOOTEN | | Bakker Honda - Bakker Frame Racing | | | | | | | |
|----------------------------|---------------|------------------------------------|---------------|--------------------|--------------|---------------------|--------------|-------|---------------------|
| IDEAL LAP TIME : 1:48.276 | | BEST LAP TIME : 1:48.631 | | DIFFERENCE : 0.355 | | | | | |
| LAP | SECTOR 1 | SECTOR 2 | SECTOR 3 | LAP TIME | MPH | DIFF | TIME OF DAY | | |
| 1 - | OUTLAP | 118.7 | 43.276 | 26.297 | 105.0 | | | | 13:57:20.429 |
| 2 - | 43.289 | 121.1 | 42.319 | 25.147 | 106.2 | 1:50.755 | 91.73 | 2.124 | 13:59:11.184 |
| 3 - | 42.878 | 121.5 | 41.935 | 25.428 | 105.2 | 1:50.241 | 92.16 | 1.610 | 14:01:01.425 |
| 4 - | 42.572 | 122.6 | 42.007 | 25.278 | 105.2 | 1:49.857 | 92.48 | 1.226 | 14:02:51.282 |
| 5 - | 42.271 | 120.4 | 42.324 | 25.314 | 105.7 | 1:49.909 | 92.44 | 1.278 | 14:04:41.191 |
| 6 - | 42.198 | 123.1 | 42.088 | 25.148 | 105.2 | 1:49.434 | 92.84 | 0.803 | 14:06:30.625 |
| 7 - | 42.548 | 118.9 | 41.885 | 25.089 | 105.2 | 1:49.522 | 92.76 | 0.891 | 14:08:20.147 |
| 8 - | 42.710 | 123.8 | 41.858 | 25.348 | 106.5 | 1:49.916 | 92.43 | 1.285 | 14:10:10.063 |
| 9 - | 42.578 | 120.4 | 41.496 | 25.075 | 106.7 | 1:49.149 | 93.08 | 0.518 | 14:11:59.212 |
| 10 - | 42.122 | 122.4 | 41.817 | 25.113 | 106.0 | 1:49.052 (3) | 93.16 | 0.421 | 14:13:48.264 |
| 11 - | 42.520 | 118.3 | 42.595 | 25.414 | 105.7 | 1:50.529 | 91.92 | 1.898 | 14:15:38.793 |
| 12 - | 42.601 | 118.1 | 41.662 | 25.069 | 106.0 | 1:49.332 | 92.92 | 0.701 | 14:17:28.125 |
| 13 - | 42.264 | 121.7 | 41.159 | 25.208 | 105.2 | 1:48.631 (1) | 93.52 | | 14:19:16.756 |
| 14 - | 42.337 | 121.7 | 41.356 | 24.995 | 106.5 | 1:48.688 (2) | 93.48 | 0.057 | 14:21:05.444 |

| P7 12 Edward RENDELL | | Ten Kate Honda - Banks Racing | | | | | | | |
|-----------------------------|---------------|-------------------------------|---------------|--------------------|--------------|---------------------|--------------|----------|---------------------|
| IDEAL LAP TIME : 1:48.779 | | BEST LAP TIME : 1:48.923 | | DIFFERENCE : 0.144 | | | | | |
| LAP | SECTOR 1 | SECTOR 2 | SECTOR 3 | LAP TIME | MPH | DIFF | TIME OF DAY | | |
| 1 - | OUTLAP | 114.1 | 43.455 | 26.151 | 103.5 | | | | 13:58:08.200 |
| 2 - | 43.620 | 115.7 | 42.618 | 25.580 | 103.5 | 1:51.818 | 90.86 | 2.895 | 14:00:00.018 |
| 3 - | 43.484 | 115.3 | 42.470 | 25.646 | 101.4 | 1:51.600 | 91.04 | 2.677 | 14:01:51.618 |
| 4 - | 42.662 | 117.3 | 41.710 | 25.430 | 104.5 | 1:49.802 | 92.53 | 0.879 | 14:03:41.420 |
| 5 - | 42.042 | 118.5 | 41.405 | 25.476 | 104.7 | 1:48.923 (1) | 93.27 | | 14:05:30.343 |
| 6 - | 42.249 | 118.3 | 42.034 | 25.332 | 102.6 | 1:49.615 (2) | 92.68 | 0.692 | 14:07:19.958 |
| 7 - | 42.634 | 115.5 | 42.131 | IN PIT | | 1:57.603 P | 86.39 | 8.680 | 14:09:17.561 |
| 8 - | OUTLAP | 115.3 | 42.155 | 25.510 | 101.6 | 5:37.533 | 30.10 | 3:48.610 | 14:14:55.094 |
| 9 - | 43.017 | 116.9 | 41.883 | 25.552 | 100.9 | 1:50.452 | 91.98 | 1.529 | 14:16:45.546 |
| 10 - | 42.643 | 116.7 | 41.845 | 25.409 | 102.6 | 1:49.897 | 92.45 | 0.974 | 14:18:35.443 |
| 11 - | 42.309 | 118.7 | 41.584 | 25.845 | 102.1 | 1:49.738 (3) | 92.58 | 0.815 | 14:20:25.181 |

| P8 50 AGP Jason DUPASQUIER | | KTM - KTM Swiss Junior Team | | | | | | | |
|-----------------------------------|----------|-----------------------------|----------|--------------------|-------|------|-------------|--|--------------|
| IDEAL LAP TIME : 1:49.125 | | BEST LAP TIME : 1:49.125 | | DIFFERENCE : 0.000 | | | | | |
| LAP | SECTOR 1 | SECTOR 2 | SECTOR 3 | LAP TIME | MPH | DIFF | TIME OF DAY | | |
| 1 - | OUTLAP | 120.0 | 44.977 | 26.244 | 103.3 | | | | 13:56:59.452 |

Weather / Track : Bright / Dry

Assen

Circuit Length = 2.8222 miles

Start: 13:55 Flag 14:20 End: 14:22

MCRCB BULLETIN TK037

2016 MCE British Superbike Championship - Round 11

2016 HEL Performance British Motostar Moto 3 GP & ADAC NEC

QUALIFYING 1 - SECTOR ANALYSIS

SECTOR 1 = FL to I1, SECTOR 2 = I1 to I2, SECTOR 3 = I2 to FL, DIFF = Difference To Personal Best Lap, P = Crossed Finish Line in Pit Lane, D = Time Disallowed

| | | | | | | | | | |
|------|---------------|--------------|---------------|---------------|--------------|---------------------|--------------|----------|---------------------|
| 2 - | 43.527 | 123.8 | 42.466 | 25.608 | 106.0 | 1:51.601 | 91.04 | 2.476 | 13:58:51.053 |
| 3 - | 42.735 | 124.0 | 41.890 | 25.496 | 104.5 | 1:50.121 (2) | 92.26 | 0.996 | 14:00:41.174 |
| 4 - | 54.902 | 75.9 | 45.650 | 26.274 | 106.5 | 2:06.826 | 80.11 | 17.701 | 14:02:48.000 |
| 5 - | 42.657 | 123.3 | 42.051 | 25.575 | 107.0 | 1:50.283 (3) | 92.12 | 1.158 | 14:04:38.283 |
| 6 - | 42.287 | 124.9 | 41.427 | 25.411 | 107.5 | 1:49.125 (1) | 93.10 | | 14:06:27.408 |
| 7 - | 42.462 | 121.5 | 41.682 | IN PIT | | 1:57.985 P | 86.11 | 8.860 | 14:08:25.393 |
| 8 - | OUTLAP | 122.4 | 42.736 | 25.577 | 103.5 | 3:36.534 | 46.92 | 1:47.409 | 14:12:01.927 |
| 9 - | 43.235 | 122.0 | 41.598 | 25.714 | 106.2 | 1:50.547 | 91.90 | 1.422 | 14:13:52.474 |
| 10 - | 43.250 | 121.7 | 44.544 | IN PIT | | 2:03.775 P | 82.08 | 14.650 | 14:15:56.249 |
| 11 - | OUTLAP | 122.2 | 42.267 | 25.591 | 106.5 | 3:06.696 | 54.42 | 1:17.571 | 14:19:02.945 |
| 12 - | 42.657 | 122.4 | 42.526 | 25.962 | 102.8 | 1:51.145 | 91.41 | 2.020 | 14:20:54.090 |

| P9 | 19 AS | Sasha de VITS | | | Honda - DV1 RacingTeam | | | | |
|---------------------------|---------------|--------------------------|---------------|---------------|------------------------|---------------------|--------------|--------|---------------------|
| IDEAL LAP TIME : 1:48.771 | | BEST LAP TIME : 1:49.146 | | | DIFFERENCE : 0.375 | | | | |
| LAP | SECTOR 1 | SECTOR 2 | SECTOR 3 | LAP TIME | MPH | DIFF | TIME OF DAY | | |
| 1 - | OUTLAP | 119.1 | 43.271 | 25.797 | 103.3 | | | | 13:56:54.191 |
| 2 - | 42.915 | 120.4 | 42.177 | 25.188 | 106.0 | 1:50.280 | 92.13 | 1.134 | 13:58:44.471 |
| 3 - | 42.427 | 120.6 | 41.463 | 25.256 | 105.5 | 1:49.146 (1) | 93.08 | | 14:00:33.617 |
| 4 - | 42.348 | 120.2 | 41.721 | 25.303 | 106.2 | 1:49.372 (3) | 92.89 | 0.226 | 14:02:22.989 |
| 5 - | 42.477 | 117.1 | 44.978 | IN PIT | | 2:02.763 P | 82.76 | 13.617 | 14:04:25.752 |
| 6 - | OUTLAP | 118.3 | 41.792 | 25.419 | 105.0 | 2:13.429 | 76.14 | 24.283 | 14:06:39.181 |
| 7 - | 42.377 | 117.3 | 41.929 | 25.441 | 106.0 | 1:49.747 | 92.57 | 0.601 | 14:08:28.928 |
| 8 - | 42.353 | 118.1 | 41.597 | 25.352 | 106.2 | 1:49.302 (2) | 92.95 | 0.156 | 14:10:18.230 |
| 9 - | 42.574 | 117.3 | 42.446 | 25.476 | 105.5 | 1:50.496 | 91.95 | 1.350 | 14:12:08.726 |
| 10 - | 42.120 | 120.6 | 41.954 | 25.462 | 105.2 | 1:49.536 | 92.75 | 0.390 | 14:13:58.262 |
| 11 - | 42.161 | 117.5 | 41.827 | 26.104 | 103.3 | 1:50.092 | 92.28 | 0.946 | 14:15:48.354 |
| 12 - | 42.180 | 118.7 | 41.717 | 25.624 | 104.2 | 1:49.521 | 92.76 | 0.375 | 14:17:37.875 |
| 13 - | 42.337 | 117.7 | 41.519 | 26.024 | 105.7 | 1:49.880 | 92.46 | 0.734 | 14:19:27.755 |
| 14 - | 42.358 | 119.1 | 42.133 | 25.381 | 105.5 | 1:49.872 | 92.47 | 0.726 | 14:21:17.627 |

| P10 | 2 | Mike BROUWERS | | | Husqvarna - Joma / Brouwersracingteam | | | | |
|---------------------------|---------------|--------------------------|---------------|---------------|---------------------------------------|---------------------|--------------|--------|---------------------|
| IDEAL LAP TIME : 1:49.120 | | BEST LAP TIME : 1:49.277 | | | DIFFERENCE : 0.157 | | | | |
| LAP | SECTOR 1 | SECTOR 2 | SECTOR 3 | LAP TIME | MPH | DIFF | TIME OF DAY | | |
| 1 - | OUTLAP | 117.1 | 44.294 | 26.264 | 102.8 | | | | 13:57:11.931 |
| 2 - | 43.859 | 117.9 | 42.931 | 25.865 | 105.5 | 1:52.655 | 90.18 | 3.378 | 13:59:04.586 |
| 3 - | 43.707 | 118.5 | 43.123 | 25.717 | 104.7 | 1:52.547 | 90.27 | 3.270 | 14:00:57.133 |
| 4 - | 43.039 | 118.7 | 41.958 | 25.493 | 105.0 | 1:50.490 | 91.95 | 1.213 | 14:02:47.623 |
| 5 - | 42.570 | 117.5 | 42.091 | 25.436 | 104.7 | 1:50.097 | 92.28 | 0.820 | 14:04:37.720 |
| 6 - | 42.393 | 118.5 | 41.647 | 25.237 | 104.0 | 1:49.277 (1) | 92.97 | | 14:06:26.997 |
| 7 - | 45.173 | 92.8 | 44.460 | 25.080 | 105.5 | 1:54.713 | 88.57 | 5.436 | 14:08:21.710 |
| 8 - | 42.721 | 119.6 | 41.730 | 25.641 | 103.8 | 1:50.092 (3) | 92.28 | 0.815 | 14:10:11.802 |
| 9 - | 45.083 | 103.0 | 44.197 | IN PIT | | 2:01.555 P | 83.58 | 12.278 | 14:12:13.357 |
| 10 - | OUTLAP | 115.7 | 42.415 | 25.635 | 104.7 | 2:24.404 | 70.35 | 35.127 | 14:14:37.761 |
| 11 - | 42.493 | 117.3 | 41.845 | 26.066 | 102.1 | 1:50.404 | 92.02 | 1.127 | 14:16:28.165 |
| 12 - | 42.915 | 117.7 | 41.729 | 25.481 | 105.2 | 1:50.125 | 92.26 | 0.848 | 14:18:18.290 |
| 13 - | 42.645 | 117.7 | 41.676 | 25.452 | 105.0 | 1:49.773 (2) | 92.55 | 0.496 | 14:20:08.063 |

| P11 | 41 AS | Kevin ORGIS | | | Honda - Kiefer Racing | | | | |
|---------------------------|--------------|--------------------------|----------|---------------|-----------------------|--------------|-------------|-------|--------------|
| IDEAL LAP TIME : 1:48.884 | | BEST LAP TIME : 1:49.302 | | | DIFFERENCE : 0.418 | | | | |
| LAP | SECTOR 1 | SECTOR 2 | SECTOR 3 | LAP TIME | MPH | DIFF | TIME OF DAY | | |
| 1 - | OUTLAP | 120.6 | 43.144 | 25.641 | 106.2 | | | | 13:57:24.485 |
| 2 - | 44.045 | 120.2 | 42.562 | 26.319 | 102.8 | 1:52.926 | 89.97 | 3.624 | 13:59:17.411 |
| 3 - | 43.425 | 118.1 | 41.882 | 25.554 | 105.5 | 1:50.861 | 91.64 | 1.559 | 14:01:08.272 |
| 4 - | 42.770 | 118.3 | 42.184 | 25.338 | 106.7 | 1:50.292 | 92.12 | 0.990 | 14:02:58.564 |
| 5 - | 42.490 | 120.4 | 42.047 | 25.253 | 107.0 | 1:49.790 | 92.54 | 0.488 | 14:04:48.354 |
| 6 - | 42.401 | 117.1 | 41.965 | 25.508 | 105.2 | 1:49.874 | 92.47 | 0.572 | 14:06:38.228 |
| 7 - | 42.328 | 116.9 | 41.953 | 25.554 | 107.5 | 1:49.835 | 92.50 | 0.533 | 14:08:28.063 |
| 8 - | 42.567 | 117.3 | 41.857 | 25.371 | 108.0 | 1:49.795 | 92.53 | 0.493 | 14:10:17.858 |
| 9 - | 43.140 | 114.1 | 44.326 | 25.886 | 107.2 | 1:53.352 | 89.63 | 4.050 | 14:12:11.210 |
| 10 - | 42.563 | 117.3 | 42.241 | 25.555 | 107.5 | 1:50.359 | 92.06 | 1.057 | 14:14:01.569 |
| 11 - | 42.534 | 116.7 | 41.761 | 25.461 | 107.0 | 1:49.756 | 92.57 | 0.454 | 14:15:51.325 |
| 12 - | 42.128 | 118.3 | 42.028 | 25.452 | 107.2 | 1:49.608 (3) | 92.69 | 0.306 | 14:17:40.933 |

Assen
Circuit Length = 2.8222 miles
Start: 13:55 Flag 14:20 End: 14:22

Weather / Track : Bright / Dry

MCRCB BULLETIN TK037

2016 MCE British Superbike Championship - Round 11

2016 HEL Performance British Motostar Moto 3 GP & ADAC NEC

QUALIFYING 1 - SECTOR ANALYSIS

SECTOR 1 = FL to I1, SECTOR 2 = I1 to I2, SECTOR 3 = I2 to FL, DIFF = Difference To Personal Best Lap, P = Crossed Finish Line in Pit Lane, D = Time Disallowed

| | | | | | | | | | |
|------|---------------|-------|---------------|--------|-------|---------------------|--------------|-------|---------------------|
| 13 - | 42.304 | 117.5 | 41.587 | 25.411 | 107.5 | 1:49.302 (1) | 92.95 | | 14:19:30.235 |
| 14 - | 42.044 | 120.2 | 42.091 | 25.356 | 106.7 | 1:49.491 (2) | 92.79 | 0.189 | 14:21:19.726 |

| P12 35 | | Elliot LODGE | | Honda - Essential Team Racing / SP125 | | | | | |
|---------------------------|---------------|--------------------------|---------------|---------------------------------------|--------------|---------------------|--------------|-------|---------------------|
| IDEAL LAP TIME : 1:49.353 | | BEST LAP TIME : 1:49.383 | | DIFFERENCE : 0.030 | | | | | |
| LAP | SECTOR 1 | SECTOR 2 | SECTOR 3 | LAP TIME | MPH | DIFF | TIME OF DAY | | |
| 1 - | OUTLAP | 119.8 | 43.478 | 26.417 | 101.4 | | 13:59:31.366 | | |
| 2 - | 43.411 | 121.1 | 42.768 | 25.572 | 104.2 | 1:51.751 | 90.91 | 2.368 | 14:01:23.117 |
| 3 - | 42.745 | 120.2 | 42.012 | 25.731 | 103.8 | 1:50.488 | 91.95 | 1.105 | 14:03:13.605 |
| 4 - | 42.535 | 121.3 | 42.465 | 25.480 | 104.2 | 1:50.480 | 91.96 | 1.097 | 14:05:04.085 |
| 5 - | 42.777 | 120.0 | 41.970 | 25.554 | 103.5 | 1:50.301 | 92.11 | 0.918 | 14:06:54.386 |
| 6 - | 42.772 | 118.7 | 43.690 | 25.851 | 104.0 | 1:52.313 | 90.46 | 2.930 | 14:08:46.699 |
| 7 - | 43.115 | 119.8 | 41.659 | 25.354 | 104.7 | 1:50.128 (3) | 92.25 | 0.745 | 14:10:36.827 |
| 8 - | 45.898 | 121.1 | 41.859 | 25.815 | 105.2 | 1:53.572 | 89.46 | 4.189 | 14:12:30.399 |
| 9 - | 43.444 | 120.2 | 42.456 | 25.528 | 105.0 | 1:51.428 | 91.18 | 2.045 | 14:14:21.827 |
| 10 - | 43.002 | 118.9 | 41.886 | 25.448 | 106.7 | 1:50.336 | 92.08 | 0.953 | 14:16:12.163 |
| 11 - | 42.822 | 122.4 | 42.788 | 30.445 | 105.0 | 1:56.055 | 87.54 | 6.672 | 14:18:08.218 |
| 12 - | 42.525 | 122.2 | 41.516 | 25.342 | 105.2 | 1:49.383 (1) | 92.88 | | 14:19:57.601 |
| 13 - | 42.495 | 122.9 | 41.888 | 25.383 | 105.0 | 1:49.766 (2) | 92.56 | 0.383 | 14:21:47.367 |

| P13 49 AS | | Philipp FREITAG | | Honda - FKoch Rennsport & Hannes Allwardt | | | | | |
|---------------------------|---------------|--------------------------|---------------|---|--------------|---------------------|--------------|--------|---------------------|
| IDEAL LAP TIME : 1:48.964 | | BEST LAP TIME : 1:49.536 | | DIFFERENCE : 0.572 | | | | | |
| LAP | SECTOR 1 | SECTOR 2 | SECTOR 3 | LAP TIME | MPH | DIFF | TIME OF DAY | | |
| 1 - | OUTLAP | 115.3 | 43.227 | 26.282 | 103.3 | | 13:57:21.769 | | |
| 2 - | 43.242 | 118.1 | 42.473 | 25.583 | 103.3 | 1:51.298 | 91.28 | 1.762 | 13:59:13.067 |
| 3 - | 42.871 | 119.4 | 42.036 | 25.561 | 103.5 | 1:50.468 | 91.97 | 0.932 | 14:01:03.535 |
| 4 - | 42.467 | 121.5 | 42.033 | 25.534 | 103.3 | 1:50.034 | 92.33 | 0.498 | 14:02:53.569 |
| 5 - | 42.319 | 117.1 | 41.882 | 25.341 | 103.3 | 1:49.542 (2) | 92.75 | 0.006 | 14:04:43.111 |
| 6 - | 42.534 | 117.9 | 41.850 | 25.265 | 104.0 | 1:49.649 | 92.66 | 0.113 | 14:06:32.760 |
| 7 - | 42.277 | 117.5 | 41.705 | 25.595 | 105.2 | 1:49.577 (3) | 92.72 | 0.041 | 14:08:22.337 |
| 8 - | 42.233 | 121.7 | 41.723 | 25.580 | 104.2 | 1:49.536 (1) | 92.75 | | 14:10:11.873 |
| 9 - | 42.675 | 118.9 | 42.016 | 25.851 | 104.2 | 1:50.542 | 91.91 | 1.006 | 14:12:02.415 |
| 10 - | 43.128 | 119.1 | 41.466 | 25.957 | 103.8 | 1:50.551 | 91.90 | 1.015 | 14:13:52.966 |
| 11 - | 42.848 | 115.9 | 42.265 | IN PIT | | 2:02.642 P | 82.84 | 13.106 | 14:15:55.608 |
| 12 - | OUTLAP | 117.1 | 42.366 | 25.752 | 103.5 | 2:46.339 | 61.08 | 56.803 | 14:18:41.947 |
| 13 - | 42.390 | 119.8 | 42.036 | 25.642 | 104.0 | 1:50.068 | 92.30 | 0.532 | 14:20:32.015 |

| P14 69 | | Tom BOOTH-AMOS | | Tigcraft - FAB Racing | | | | | |
|---------------------------|---------------|--------------------------|---------------|-----------------------|--------------|---------------------|--------------|----------|---------------------|
| IDEAL LAP TIME : 1:49.436 | | BEST LAP TIME : 1:49.573 | | DIFFERENCE : 0.137 | | | | | |
| LAP | SECTOR 1 | SECTOR 2 | SECTOR 3 | LAP TIME | MPH | DIFF | TIME OF DAY | | |
| 1 - | OUTLAP | 116.7 | 44.377 | 26.199 | 100.5 | | 13:58:18.767 | | |
| 2 - | 43.327 | 117.9 | 42.333 | 25.993 | 104.0 | 1:51.653 | 90.99 | 2.080 | 14:00:10.420 |
| 3 - | 43.055 | 121.3 | 42.207 | 25.643 | 103.5 | 1:50.905 | 91.61 | 1.332 | 14:02:01.325 |
| 4 - | 42.928 | 120.6 | 42.372 | 25.807 | 103.5 | 1:51.107 | 91.44 | 1.534 | 14:03:52.432 |
| 5 - | 42.774 | 118.7 | 42.021 | 25.411 | 102.8 | 1:50.206 (2) | 92.19 | 0.633 | 14:05:42.638 |
| 6 - | 42.499 | 118.7 | 42.205 | 25.592 | 104.5 | 1:50.296 (3) | 92.11 | 0.723 | 14:07:32.934 |
| 7 - | 45.449 | 105.3 | 44.504 | IN PIT | | 2:06.108 P | 80.56 | 16.535 | 14:09:39.042 |
| 8 - | OUTLAP | 92.0 | 47.366 | IN PIT | | 6:29.928 P | 26.05 | 4:40.355 | 14:16:08.970 |
| 9 - | OUTLAP | 118.7 | 41.882 | 25.443 | 104.0 | 2:07.645 | 79.59 | 18.072 | 14:18:16.615 |
| 10 - | 42.636 | 119.8 | 41.568 | 25.369 | 104.2 | 1:49.573 (1) | 92.72 | | 14:20:06.188 |

| P15 121 AS | | Matthias MEGGLE | | Honda - Dynavolt Intact GP Junior Team | | | | | |
|---------------------------|----------|--------------------------|----------|--|-------|----------|--------------|-------|--------------|
| IDEAL LAP TIME : 1:49.541 | | BEST LAP TIME : 1:49.623 | | DIFFERENCE : 0.082 | | | | | |
| LAP | SECTOR 1 | SECTOR 2 | SECTOR 3 | LAP TIME | MPH | DIFF | TIME OF DAY | | |
| 1 - | OUTLAP | 111.8 | 44.880 | 26.944 | 102.1 | | 13:57:33.022 | | |
| 2 - | 44.428 | 113.9 | 43.882 | 26.426 | 102.8 | 1:54.736 | 88.55 | 5.113 | 13:59:27.758 |
| 3 - | 44.409 | 113.5 | 43.330 | 27.032 | 101.4 | 1:54.771 | 88.52 | 5.148 | 14:01:22.529 |
| 4 - | 43.659 | 114.9 | 42.560 | 26.188 | 103.3 | 1:52.407 | 90.38 | 2.784 | 14:03:14.936 |
| 5 - | 43.126 | 114.7 | 42.728 | 25.841 | 103.5 | 1:51.695 | 90.96 | 2.072 | 14:05:06.631 |
| 6 - | 44.848 | 101.3 | 46.075 | 26.326 | 102.8 | 1:57.249 | 86.65 | 7.626 | 14:07:03.880 |

Weather / Track : Bright / Dry

Assen

Circuit Length = 2.8222 miles

Start: 13:55 Flag 14:20 End: 14:22

MCRCB BULLETIN TK037

2016 MCE British Superbike Championship - Round 11

2016 HEL Performance British Motostar Moto 3 GP & ADAC NEC

QUALIFYING 1 - SECTOR ANALYSIS

SECTOR 1 = FL to I1, SECTOR 2 = I1 to I2, SECTOR 3 = I2 to FL, DIFF = Difference To Personal Best Lap, P = Crossed Finish Line in Pit Lane, D = Time Disallowed

| | | | | | | | | | |
|------|---------------|--------------|---------------|---------------|--------------|---------------------|--------------|-------|---------------------|
| 7 - | 43.050 | 114.1 | 42.486 | 25.781 | 103.8 | 1:51.317 (3) | 91.27 | 1.694 | 14:08:55.197 |
| 8 - | 43.040 | 114.9 | 43.712 | 27.915 | 103.8 | 1:54.667 | 88.60 | 5.044 | 14:10:49.864 |
| 9 - | 43.750 | 112.4 | 44.628 | 26.776 | 103.5 | 1:55.154 | 88.23 | 5.531 | 14:12:45.018 |
| 10 - | 43.188 | 115.1 | 42.930 | 25.860 | 104.0 | 1:51.978 | 90.73 | 2.355 | 14:14:36.996 |
| 11 - | 42.787 | 115.7 | 42.118 | 26.700 | 102.1 | 1:51.605 | 91.03 | 1.982 | 14:16:28.601 |
| 12 - | 42.598 | 118.5 | 41.802 | 25.606 | 105.5 | 1:50.006 (2) | 92.36 | 0.383 | 14:18:18.607 |
| 13 - | 42.680 | 116.1 | 41.480 | 25.463 | 105.7 | 1:49.623 (1) | 92.68 | | 14:20:08.230 |

| P16 98 | | Tomas de VRIES | | Honda - DAT Racing | | | | | |
|---------------------------|---------------|--------------------------|---------------|--------------------|--------------|---------------------|--------------|----------|---------------------|
| IDEAL LAP TIME : 1:49.847 | | BEST LAP TIME : 1:49.868 | | DIFFERENCE : 0.021 | | | | | |
| LAP | SECTOR 1 | SECTOR 2 | SECTOR 3 | LAP TIME | MPH | DIFF | TIME OF DAY | | |
| 1 - | OUTLAP | 118.5 | 44.166 | 26.422 | 102.6 | | | | 13:56:59.391 |
| 2 - | 44.118 | 121.5 | 42.788 | 25.809 | 103.5 | 1:52.715 | 90.14 | 2.847 | 13:58:52.106 |
| 3 - | 43.591 | 121.1 | 42.931 | 25.808 | 104.0 | 1:52.330 | 90.44 | 2.462 | 14:00:44.436 |
| 4 - | 43.584 | 119.6 | 43.050 | 25.876 | 103.3 | 1:52.510 | 90.30 | 2.642 | 14:02:36.946 |
| 5 - | 44.121 | 116.9 | 43.397 | 26.162 | 102.1 | 1:53.680 | 89.37 | 3.812 | 14:04:30.626 |
| 6 - | 44.639 | 115.3 | 44.122 | 25.882 | 103.3 | 1:54.643 | 88.62 | 4.775 | 14:06:25.269 |
| 7 - | 43.146 | 118.5 | 43.089 | 25.731 | 102.8 | 1:51.966 (3) | 90.74 | 2.098 | 14:08:17.235 |
| 8 - | 43.566 | 120.2 | 43.114 | IN PIT | | 2:02.587 P | 82.88 | 12.719 | 14:10:19.822 |
| 9 - | OUTLAP | 116.7 | 43.897 | 29.044 | 103.3 | 4:13.900 | 40.01 | 2:24.032 | 14:14:33.722 |
| 10 - | 43.999 | 114.9 | 44.074 | 26.846 | 103.3 | 1:54.919 | 88.41 | 5.051 | 14:16:28.641 |
| 11 - | 43.124 | 122.0 | 42.008 | 25.524 | 105.2 | 1:50.656 (2) | 91.81 | 0.788 | 14:18:19.297 |
| 12 - | 42.493 | 122.4 | 41.830 | 25.545 | 104.5 | 1:49.868 (1) | 92.47 | | 14:20:09.165 |

| P17 152 AS | | Oliver KONIG | | Honda - | | | | | |
|---------------------------|---------------|--------------------------|---------------|--------------------|--------------|---------------------|--------------|--------|---------------------|
| IDEAL LAP TIME : 1:49.955 | | BEST LAP TIME : 1:49.980 | | DIFFERENCE : 0.025 | | | | | |
| LAP | SECTOR 1 | SECTOR 2 | SECTOR 3 | LAP TIME | MPH | DIFF | TIME OF DAY | | |
| 1 - | OUTLAP | 113.3 | 44.688 | 26.053 | 105.5 | | | | 13:57:07.104 |
| 2 - | 44.445 | 116.3 | 43.140 | 26.222 | 102.6 | 1:53.807 | 89.27 | 3.827 | 13:59:00.911 |
| 3 - | 54.341 | 85.2 | 50.789 | 25.763 | 105.2 | 2:10.893 | 77.62 | 20.913 | 14:01:11.804 |
| 4 - | 42.985 | 118.3 | 42.592 | 25.766 | 104.5 | 1:51.343 | 91.25 | 1.363 | 14:03:03.147 |
| 5 - | 43.176 | 108.7 | 45.820 | 26.007 | 104.2 | 1:55.003 | 88.34 | 5.023 | 14:04:58.150 |
| 6 - | 42.842 | 115.1 | 42.489 | 25.630 | 104.7 | 1:50.961 | 91.56 | 0.981 | 14:06:49.111 |
| 7 - | 42.743 | 115.1 | 42.466 | 25.735 | 105.0 | 1:50.944 | 91.57 | 0.964 | 14:08:40.055 |
| 8 - | 43.218 | 116.5 | 42.530 | 25.768 | 103.8 | 1:51.516 | 91.10 | 1.536 | 14:10:31.571 |
| 9 - | 43.680 | 114.5 | 42.556 | 26.118 | 87.5 | 1:52.354 | 90.42 | 2.374 | 14:12:23.925 |
| 10 - | 46.469 | 113.7 | 44.242 | 25.728 | 105.2 | 1:56.439 | 87.25 | 6.459 | 14:14:20.364 |
| 11 - | 42.589 | 115.9 | 42.109 | 25.740 | 103.5 | 1:50.438 (2) | 91.99 | 0.458 | 14:16:10.802 |
| 12 - | 43.043 | 115.7 | 42.539 | 25.749 | 105.2 | 1:51.331 | 91.26 | 1.351 | 14:18:02.133 |
| 13 - | 42.614 | 118.7 | 41.768 | 25.598 | 105.2 | 1:49.980 (1) | 92.38 | | 14:19:52.113 |
| 14 - | 42.662 | 116.7 | 42.220 | 25.621 | 105.0 | 1:50.503 (3) | 91.94 | 0.523 | 14:21:42.616 |

| P18 15 | | Eugene McMANUS | | KTM - M.V. Commercial | | | | | |
|---------------------------|---------------|--------------------------|---------------|-----------------------|--------------|---------------------|--------------|----------|---------------------|
| IDEAL LAP TIME : 1:49.795 | | BEST LAP TIME : 1:50.027 | | DIFFERENCE : 0.232 | | | | | |
| LAP | SECTOR 1 | SECTOR 2 | SECTOR 3 | LAP TIME | MPH | DIFF | TIME OF DAY | | |
| 1 - | OUTLAP | 124.7 | 45.177 | 27.145 | 106.0 | | | | 13:58:11.263 |
| 2 - | 43.624 | 126.3 | 43.549 | 26.417 | 107.5 | 1:53.590 | 89.44 | 3.563 | 14:00:04.853 |
| 3 - | 43.171 | 123.8 | 44.227 | 25.999 | 106.7 | 1:53.397 | 89.59 | 3.370 | 14:01:58.250 |
| 4 - | 43.745 | 121.1 | 44.408 | 26.593 | 106.2 | 1:54.746 | 88.54 | 4.719 | 14:03:52.996 |
| 5 - | 42.697 | 124.0 | 41.808 | 25.830 | 104.2 | 1:50.335 (2) | 92.08 | 0.308 | 14:05:43.331 |
| 6 - | 42.343 | 124.9 | 42.040 | 25.644 | 107.2 | 1:50.027 (1) | 92.34 | | 14:07:33.358 |
| 7 - | 42.549 | 123.5 | 42.685 | 25.824 | 106.7 | 1:51.058 | 91.48 | 1.031 | 14:09:24.416 |
| 8 - | 47.120 | 119.1 | 44.011 | IN PIT | | 2:07.040 P | 79.97 | 17.013 | 14:11:31.456 |
| 9 - | OUTLAP | 116.5 | 48.001 | 29.510 | 104.2 | 4:30.754 | 37.52 | 2:40.727 | 14:16:02.210 |
| 10 - | 43.641 | 120.2 | 42.823 | 28.517 | 105.2 | 1:54.981 | 88.36 | 4.954 | 14:17:57.191 |
| 11 - | 42.633 | 127.0 | 42.160 | 25.881 | 108.0 | 1:50.674 (3) | 91.80 | 0.647 | 14:19:47.865 |
| 12 - | 42.723 | 125.2 | 42.469 | 26.108 | 105.5 | 1:51.300 | 91.28 | 1.273 | 14:21:39.165 |

Weather / Track : Bright / Dry

Assen

Circuit Length = 2.8222 miles

Start: 13:55 Flag 14:20 End: 14:22

MCRCB BULLETIN TK037

2016 MCE British Superbike Championship - Round 11

2016 HEL Performance British Motostar Moto 3 GP & ADAC NEC

QUALIFYING 1 - SECTOR ANALYSIS

SECTOR 1 = FL to I1, SECTOR 2 = I1 to I2, SECTOR 3 = I2 to FL, DIFF = Difference To Personal Best Lap, P = Crossed Finish Line in Pit Lane, D = Time Disallowed

| P19 | | 43 AS | | Simon JESPERSEN | | Honda - | | | |
|---------------------------|---------------|--------------------------|---------------|--------------------|----------------|---------------------|------------------|----------|---------------------|
| IDEAL LAP TIME : 1:49.810 | | BEST LAP TIME : 1:50.159 | | DIFFERENCE : 0.349 | | | | | |
| LAP | SECTOR 1 | SECTOR 2 | SECTOR 3 | LAP TIME | MPH | DIFF | TIME OF DAY | | |
| 1 - | | | | | | | 13:57:07.009 | | |
| 2 - | | | | 1:53.583 | 89.45 | 3.424 | 13:59:00.592 | | |
| 3 - | | | | 1:52.701 | 90.15 | 2.542 | 14:00:53.293 | | |
| 4 - | | | IN PIT | 2:05.958 | P 80.66 | 15.799 | 14:02:59.251 | | |
| 5 - | OUTLAP | 116.9 | 43.942 | 26.269 | 103.3 | 4:56.834 | 34.22 | 3:06.675 | 14:07:56.086 |
| 6 - | 43.411 | 116.9 | 43.347 | 25.836 | 102.8 | 1:52.594 | 90.23 | 2.435 | 14:09:48.680 |
| 7 - | 44.353 | 116.3 | 43.050 | 25.896 | 101.2 | 1:53.299 | 89.67 | 3.140 | 14:11:41.979 |
| 8 - | 42.974 | 117.3 | 42.631 | 25.723 | 102.8 | 1:51.328 | 91.26 | 1.169 | 14:13:33.307 |
| 9 - | 42.978 | 116.7 | 42.502 | 25.666 | 102.6 | 1:51.146 | (3) 91.41 | 0.987 | 14:15:24.453 |
| 10 - | 43.722 | 117.3 | 42.358 | 25.792 | 102.3 | 1:51.872 | 90.81 | 1.713 | 14:17:16.325 |
| 11 - | 42.938 | 117.7 | 41.553 | 25.668 | 103.3 | 1:50.159 (1) | 92.23 | | 14:19:06.484 |
| 12 - | 42.613 | 118.1 | 42.150 | 25.644 | 102.8 | 1:50.407 | (2) 92.02 | 0.248 | 14:20:56.891 |

| P20 | | 44 | | Edmund BEST | | KTM - SymCirrus Motorsport | | | |
|---------------------------|---------------|--------------------------|---------------|--------------------|--------------|----------------------------|------------------|----------|---------------------|
| IDEAL LAP TIME : 1:49.735 | | BEST LAP TIME : 1:50.201 | | DIFFERENCE : 0.466 | | | | | |
| LAP | SECTOR 1 | SECTOR 2 | SECTOR 3 | LAP TIME | MPH | DIFF | TIME OF DAY | | |
| 1 - | OUTLAP | 121.7 | 44.059 | 26.475 | 107.0 | | 13:57:06.818 | | |
| 2 - | 43.705 | 122.4 | 42.978 | 25.993 | 106.2 | 1:52.676 | 90.17 | 2.475 | 13:58:59.494 |
| 3 - | 44.661 | 123.1 | 42.685 | 26.079 | 106.7 | 1:53.425 | 89.57 | 3.224 | 14:00:52.919 |
| 4 - | 43.063 | 122.0 | 42.393 | 25.853 | 106.7 | 1:51.309 | 91.27 | 1.108 | 14:02:44.228 |
| 5 - | 42.974 | 120.6 | 42.419 | 25.567 | 106.7 | 1:50.960 | 91.56 | 0.759 | 14:04:35.188 |
| 6 - | 43.203 | 119.4 | 42.515 | 25.271 | 106.7 | 1:50.989 | 91.54 | 0.788 | 14:06:26.177 |
| 7 - | 42.656 | 121.5 | 42.370 | 25.408 | 107.2 | 1:50.434 | (2) 92.00 | 0.233 | 14:08:16.611 |
| 8 - | 43.184 | 122.0 | 41.931 | 25.669 | 108.0 | 1:50.784 | 91.71 | 0.583 | 14:10:07.395 |
| 9 - | 42.642 | 122.2 | 42.966 | IN PIT | | 2:00.836 | P 84.08 | 10.635 | 14:12:08.231 |
| 10 - | OUTLAP | 121.5 | 42.727 | 25.801 | 107.2 | 3:20.779 | 50.60 | 1:30.578 | 14:15:29.010 |
| 11 - | 42.814 | 121.5 | 42.121 | 25.563 | 107.0 | 1:50.498 | 91.94 | 0.297 | 14:17:19.508 |
| 12 - | 42.812 | 122.4 | 42.007 | 25.656 | 108.3 | 1:50.475 | (3) 91.96 | 0.274 | 14:19:09.983 |
| 13 - | 42.533 | 122.2 | 41.956 | 25.712 | 107.0 | 1:50.201 (1) | 92.19 | | 14:21:00.184 |

| P21 | | 4 AS | | Dirk GEIGER | | Honda - Kiefer Racing | | | |
|---------------------------|---------------|--------------------------|---------------|--------------------|--------------|-----------------------|------------------|----------|---------------------|
| IDEAL LAP TIME : 1:50.287 | | BEST LAP TIME : 1:50.287 | | DIFFERENCE : 0.000 | | | | | |
| LAP | SECTOR 1 | SECTOR 2 | SECTOR 3 | LAP TIME | MPH | DIFF | TIME OF DAY | | |
| 1 - | OUTLAP | 116.9 | 43.401 | 26.306 | 102.6 | | 13:57:26.728 | | |
| 2 - | 44.164 | 118.3 | 42.631 | 25.853 | 103.8 | 1:52.648 | 90.19 | 2.361 | 13:59:19.376 |
| 3 - | 43.498 | 119.6 | 42.545 | 26.095 | 103.5 | 1:52.138 | 90.60 | 1.851 | 14:01:11.514 |
| 4 - | 43.147 | 117.7 | 42.483 | 25.794 | 103.0 | 1:51.424 | 91.18 | 1.137 | 14:03:02.938 |
| 5 - | 43.151 | 117.5 | 42.472 | 25.754 | 103.8 | 1:51.377 | (3) 91.22 | 1.090 | 14:04:54.315 |
| 6 - | 42.674 | 120.4 | 42.107 | 25.506 | 103.5 | 1:50.287 (1) | 92.12 | | 14:06:44.602 |
| 7 - | 42.862 | 117.3 | 42.111 | 25.672 | 102.8 | 1:50.645 | (2) 91.82 | 0.358 | 14:08:35.247 |
| 8 - | 1:00.587 | 85.8 | 46.988 | IN PIT | | 2:22.514 | P 71.29 | 32.227 | 14:10:57.761 |
| 9 - | OUTLAP | 115.1 | 44.554 | 26.252 | 103.3 | 3:58.427 | 42.61 | 2:08.140 | 14:14:56.188 |
| 10 - | 43.739 | 116.5 | 42.921 | 26.093 | 103.3 | 1:52.753 | 90.10 | 2.466 | 14:16:48.941 |
| 11 - | 43.165 | 118.1 | 42.666 | 26.081 | 103.3 | 1:51.912 | 90.78 | 1.625 | 14:18:40.853 |
| 12 - | 43.077 | 117.7 | 42.555 | 25.900 | 101.6 | 1:51.532 | 91.09 | 1.245 | 14:20:32.385 |

| P22 | | 3 AS | | Toni ERHARD | | Honda - Kiefer Racing | | | |
|---------------------------|----------|--------------------------|---------------|--------------------|-------|-----------------------|------------------|-------|---------------------|
| IDEAL LAP TIME : 1:49.799 | | BEST LAP TIME : 1:50.320 | | DIFFERENCE : 0.521 | | | | | |
| LAP | SECTOR 1 | SECTOR 2 | SECTOR 3 | LAP TIME | MPH | DIFF | TIME OF DAY | | |
| 1 - | OUTLAP | 116.7 | 43.724 | 26.308 | 102.1 | | 13:57:25.664 | | |
| 2 - | 44.086 | 118.1 | 43.303 | 25.905 | 102.6 | 1:53.294 | 89.67 | 2.974 | 13:59:18.958 |
| 3 - | 43.097 | 118.3 | 42.000 | 25.862 | 103.8 | 1:50.959 | 91.56 | 0.639 | 14:01:09.917 |
| 4 - | 42.961 | 116.7 | 42.166 | 25.622 | 104.2 | 1:50.749 | (3) 91.74 | 0.429 | 14:03:00.666 |
| 5 - | 43.006 | 116.5 | 41.592 | 25.722 | 101.6 | 1:50.320 (1) | 92.09 | | 14:04:50.986 |
| 6 - | 44.165 | 117.7 | 42.068 | 28.411 | 92.6 | 1:54.644 | 88.62 | 4.324 | 14:06:45.630 |
| 7 - | 44.675 | 112.9 | 42.876 | 25.719 | 103.0 | 1:53.270 | 89.69 | 2.950 | 14:08:38.900 |
| 8 - | 44.098 | 115.7 | 42.895 | 26.088 | 103.0 | 1:53.081 | 89.84 | 2.761 | 14:10:31.981 |

Assen

Weather / Track : Bright / Dry

Circuit Length = 2.8222 miles

Start: 13:55 Flag 14:20 End: 14:22

MCRCB BULLETIN TK037

2016 MCE British Superbike Championship - Round 11

2016 HEL Performance British Motostar Moto 3 GP & ADAC NEC

QUALIFYING 1 - SECTOR ANALYSIS

SECTOR 1 = FL to I1, SECTOR 2 = I1 to I2, SECTOR 3 = I2 to FL, DIFF = Difference To Personal Best Lap, P = Crossed Finish Line in Pit Lane, D = Time Disallowed

| | | | | | | | | | |
|------|---------------|--------------|--------|---------------|--------------|----------|-----------|-------|--------------|
| 9 - | 43.802 | 118.9 | 42.699 | 25.631 | 104.5 | 1:52.132 | 90.60 | 1.812 | 14:12:24.113 |
| 10 - | 43.699 | 117.9 | 42.809 | 26.266 | 102.6 | 1:52.774 | 90.09 | 2.454 | 14:14:16.887 |
| 11 - | 44.781 | 114.3 | 43.772 | 26.533 | 102.6 | 1:55.086 | 88.28 | 4.766 | 14:16:11.973 |
| 12 - | 43.725 | 116.9 | 42.481 | 26.349 | 101.9 | 1:52.555 | 90.26 | 2.235 | 14:18:04.528 |
| 13 - | 43.170 | 117.1 | 42.128 | 25.746 | 102.3 | 1:51.044 | 91.49 | 0.724 | 14:19:55.572 |
| 14 - | 42.641 | 116.7 | 42.173 | 25.566 | 104.2 | 1:50.380 | (2) 92.04 | 0.060 | 14:21:45.952 |

| P23 | 21 | Richard KERR | | | KTM - North West Racing | | | | | |
|---------------------------|---------------|--------------------------|---------------|---------------|-------------------------|-----------------|------------------|--------|------|---------------------|
| IDEAL LAP TIME : 1:50.035 | | BEST LAP TIME : 1:50.432 | | | DIFFERENCE : 0.397 | | | | | |
| LAP | SECTOR 1 | | SECTOR 2 | | SECTOR 3 | | LAP TIME | MPH | DIFF | TIME OF DAY |
| 1 - | | 118.9 | 44.183 | 26.351 | 102.3 | | | | | 13:56:55.728 |
| 2 - | 43.698 | 120.4 | 43.282 | 25.793 | 105.7 | 1:52.773 | 90.09 | 2.341 | | 13:58:48.501 |
| 3 - | 42.917 | 121.7 | 42.656 | 25.601 | 106.2 | 1:51.174 | 91.38 | 0.742 | | 14:00:39.675 |
| 4 - | 42.731 | 120.2 | 42.659 | 25.776 | 105.5 | 1:51.166 | 91.39 | 0.734 | | 14:02:30.841 |
| 5 - | 45.147 | 95.3 | 46.440 | 25.821 | 103.8 | 1:57.408 | 86.53 | 6.976 | | 14:04:28.249 |
| 6 - | 42.976 | 120.0 | 42.949 | 25.494 | 104.7 | 1:51.419 | 91.18 | 0.987 | | 14:06:19.668 |
| 7 - | 42.725 | 119.6 | 43.722 | IN PIT | | 2:01.342 | P 83.73 | 10.910 | | 14:08:21.010 |
| 8 - | OUTLAP | 119.6 | 42.854 | 25.902 | 105.7 | 2:37.396 | 64.55 | 46.964 | | 14:10:58.406 |
| 9 - | 42.720 | 120.0 | 42.661 | 25.563 | 105.7 | 1:50.944 | (3) 91.57 | 0.512 | | 14:12:49.350 |
| 10 - | 42.881 | 118.3 | 42.506 | 25.602 | 104.5 | 1:50.989 | 91.54 | 0.557 | | 14:14:40.339 |
| 11 - | 42.372 | 120.2 | 42.234 | 25.919 | 105.5 | 1:50.525 | (2) 91.92 | 0.093 | | 14:16:30.864 |
| 12 - | 45.604 | 110.0 | 43.770 | 25.822 | 106.2 | 1:55.196 | 88.19 | 4.764 | | 14:18:26.060 |
| 13 - | 42.532 | 120.9 | 42.169 | 25.731 | 106.0 | 1:50.432 | (1) 92.00 | | | 14:20:16.492 |

| P24 | 45 AS | Leon ORGIS | | | Honda - Kiefer Racing | | | | | |
|---------------------------|---------------|--------------------------|---------------|---------------|-----------------------|-----------------|------------------|-------|------|---------------------|
| IDEAL LAP TIME : 1:50.795 | | BEST LAP TIME : 1:50.795 | | | DIFFERENCE : 0.000 | | | | | |
| LAP | SECTOR 1 | | SECTOR 2 | | SECTOR 3 | | LAP TIME | MPH | DIFF | TIME OF DAY |
| 1 - | OUTLAP | 113.3 | 43.930 | 26.547 | 104.5 | | | | | 13:57:25.844 |
| 2 - | 43.503 | 117.3 | 42.811 | 26.118 | 104.0 | 1:52.432 | 90.36 | 1.637 | | 13:59:18.276 |
| 3 - | 43.266 | 117.1 | 42.437 | 25.849 | 104.5 | 1:51.552 | (3) 91.08 | 0.757 | | 14:01:09.828 |
| 4 - | 43.143 | 117.1 | 42.199 | 25.791 | 104.7 | 1:51.133 | (2) 91.42 | 0.338 | | 14:03:00.961 |
| 5 - | 43.100 | 116.5 | 41.960 | 25.735 | 104.5 | 1:50.795 | (1) 91.70 | | | 14:04:51.756 |
| 6 - | 43.443 | 117.3 | 42.264 | 25.996 | 103.3 | 1:51.703 | 90.95 | 0.908 | | 14:06:43.459 |
| 7 - | 43.132 | 113.9 | 42.695 | 26.117 | 105.0 | 1:51.944 | 90.76 | 1.149 | | 14:08:35.403 |

| P25 | 30 | Max COOK | | | Repli-Cast - Repli-Cast UK Racing | | | | | |
|---------------------------|---------------|--------------------------|---------------|---------------|-----------------------------------|-----------------|------------------|----------|------|---------------------|
| IDEAL LAP TIME : 1:50.791 | | BEST LAP TIME : 1:50.992 | | | DIFFERENCE : 0.201 | | | | | |
| LAP | SECTOR 1 | | SECTOR 2 | | SECTOR 3 | | LAP TIME | MPH | DIFF | TIME OF DAY |
| 1 - | OUTLAP | 117.1 | 46.401 | 27.304 | 101.2 | | | | | 13:57:05.628 |
| 2 - | 44.154 | 117.3 | 43.730 | 27.456 | 103.5 | 1:55.340 | 88.08 | 4.348 | | 13:59:00.968 |
| 3 - | 43.830 | 121.1 | 42.991 | 25.896 | 104.0 | 1:52.717 | 90.13 | 1.725 | | 14:00:53.685 |
| 4 - | 43.467 | 120.2 | 43.356 | 26.093 | 102.6 | 1:52.916 | 89.97 | 1.924 | | 14:02:46.601 |
| 5 - | 43.643 | 114.9 | 43.352 | 25.918 | 102.6 | 1:52.913 | 89.98 | 1.921 | | 14:04:39.514 |
| 6 - | 43.060 | 121.5 | 43.087 | 25.974 | 101.9 | 1:52.121 | 90.61 | 1.129 | | 14:06:31.635 |
| 7 - | 42.528 | 119.6 | 42.367 | 26.097 | 104.5 | 1:50.992 | (1) 91.53 | | | 14:08:22.627 |
| 8 - | 42.642 | 120.2 | 42.814 | IN PIT | | 2:00.488 | P 84.32 | 9.496 | | 14:10:23.115 |
| 9 - | OUTLAP | 117.9 | 43.158 | 26.191 | 100.5 | 3:33.304 | 47.63 | 1:42.312 | | 14:13:56.419 |
| 10 - | 42.879 | 117.5 | 44.175 | 26.205 | 102.6 | 1:53.259 | 89.70 | 2.267 | | 14:15:49.678 |
| 11 - | 43.844 | 116.9 | 42.616 | 25.964 | 102.6 | 1:52.424 | 90.37 | 1.432 | | 14:17:42.102 |
| 12 - | 42.592 | 119.4 | 42.415 | 26.014 | 102.6 | 1:51.021 | (2) 91.51 | 0.029 | | 14:19:33.123 |
| 13 - | 42.957 | 118.3 | 42.743 | 25.974 | 102.1 | 1:51.674 | (3) 90.98 | 0.682 | | 14:21:24.797 |

| P26 | 37 AS | Rick DUNNIK | | | Honda - HD Racing | | | | | |
|---------------------------|--------------|--------------------------|----------|--------|--------------------|----------|----------------|----------|------|--------------|
| IDEAL LAP TIME : 1:51.401 | | BEST LAP TIME : 1:51.625 | | | DIFFERENCE : 0.224 | | | | | |
| LAP | SECTOR 1 | | SECTOR 2 | | SECTOR 3 | | LAP TIME | MPH | DIFF | TIME OF DAY |
| 1 - | | 118.7 | 45.443 | 27.108 | 101.4 | | | | | 13:56:58.063 |
| 2 - | 44.490 | 117.5 | 43.613 | IN PIT | | 2:00.787 | P 84.11 | 9.162 | | 13:58:58.850 |
| 3 - | OUTLAP | 116.9 | 43.680 | 26.173 | 102.8 | 4:01.596 | 42.05 | 2:09.971 | | 14:03:00.446 |
| 4 - | 43.599 | 115.9 | 43.250 | 25.981 | 103.3 | 1:52.830 | 90.04 | 1.205 | | 14:04:53.276 |
| 5 - | 43.436 | 119.6 | 42.859 | 26.118 | 102.1 | 1:52.413 | 90.38 | 0.788 | | 14:06:45.689 |

Weather / Track : Bright / Dry

Assen

Circuit Length = 2.8222 miles

Start: 13:55 Flag 14:20 End: 14:22

MCRCB BULLETIN TK037

2016 MCE British Superbike Championship - Round 11

2016 HEL Performance British Motostar Moto 3 GP & ADAC NEC

QUALIFYING 1 - SECTOR ANALYSIS

SECTOR 1 = FL to I1, SECTOR 2 = I1 to I2, SECTOR 3 = I2 to FL, DIFF = Difference To Personal Best Lap, P = Crossed Finish Line in Pit Lane, D = Time Disallowed

| | | | | | | | | | |
|-------------|---------------|--------------|---------------|---------------|--------------|---------------------|--------------|-------|---------------------|
| 6 - | 43.569 | 120.6 | 43.267 | 25.925 | 103.3 | 1:52.761 | 90.10 | 1.136 | 14:08:38.450 |
| 7 - | 43.500 | 120.0 | 42.994 | 26.072 | 103.5 | 1:52.566 | 90.25 | 0.941 | 14:10:31.016 |
| 8 - | 43.479 | 116.9 | 43.043 | 26.202 | 102.6 | 1:52.724 | 90.13 | 1.099 | 14:12:23.740 |
| 9 - | 43.875 | 117.5 | 43.120 | 25.958 | 102.8 | 1:52.953 | 89.95 | 1.328 | 14:14:16.693 |
| 10 - | 43.187 | 117.9 | 43.245 | 26.006 | 103.3 | 1:52.438 | 90.36 | 0.813 | 14:16:09.131 |
| 11 - | 43.028 | 118.9 | 43.190 | 26.081 | 103.5 | 1:52.299 (3) | 90.47 | 0.674 | 14:18:01.430 |
| 12 - | 43.222 | 118.9 | 42.606 | 25.797 | 103.8 | 1:51.625 (1) | 91.02 | | 14:19:53.055 |
| 13 - | 42.998 | 119.8 | 42.749 | 26.477 | 102.8 | 1:52.224 (2) | 90.53 | 0.599 | 14:21:45.279 |

| P27 | | 9 OGP | | Ruben DOORAKKERS | | Honda - | | | |
|---------------------------|---------------|--------------------------|---------------|--------------------|--------------|---------------------|--------------|--------------|---------------------|
| IDEAL LAP TIME : 1:51.850 | | BEST LAP TIME : 1:52.118 | | DIFFERENCE : 0.268 | | | | | |
| LAP | SECTOR 1 | SECTOR 2 | SECTOR 3 | LAP TIME | MPH | DIFF | TIME OF DAY | | |
| 1 - | OUTLAP | 117.3 | 45.389 | 27.066 | 98.3 | | | 13:57:36.588 | |
| 2 - | 44.899 | 116.1 | 44.467 | IN PIT | | 2:06.391 P | 80.38 | 14.273 | 13:59:42.979 |
| 3 - | OUTLAP | 116.3 | 44.102 | 26.409 | 99.8 | 3:53.753 | 43.46 | 2:01.635 | 14:03:36.732 |
| 4 - | 43.864 | 117.1 | 44.037 | 26.391 | 102.3 | 1:54.292 | 88.89 | 2.174 | 14:05:31.024 |
| 5 - | 43.632 | 117.7 | 44.085 | 26.278 | 101.6 | 1:53.995 | 89.12 | 1.877 | 14:07:25.019 |
| 6 - | 43.682 | 116.9 | 43.492 | 26.020 | 101.6 | 1:53.194 (3) | 89.75 | 1.076 | 14:09:18.213 |
| 7 - | 43.909 | 116.3 | 43.607 | 26.000 | 101.9 | 1:53.516 | 89.50 | 1.398 | 14:11:11.729 |
| 8 - | 43.987 | 116.5 | 43.457 | 26.068 | 102.8 | 1:53.512 | 89.50 | 1.394 | 14:13:05.241 |
| 9 - | 47.622 | 116.3 | 43.520 | 25.836 | 104.0 | 1:56.978 | 86.85 | 4.860 | 14:15:02.219 |
| 10 - | 43.514 | 118.7 | 43.923 | 26.225 | 102.1 | 1:53.662 | 89.38 | 1.544 | 14:16:55.881 |
| 11 - | 43.284 | 117.7 | 43.129 | 25.997 | 103.5 | 1:52.410 (2) | 90.38 | 0.292 | 14:18:48.291 |
| 12 - | 43.084 | 117.9 | 42.930 | 26.104 | 103.8 | 1:52.118 (1) | 90.62 | | 14:20:40.409 |

| P28 | | 13 AGP | | Maximilian KOFLER | | KTM - MSV Schwanenstadt | | | |
|---------------------------|---------------|--------------------------|---------------|--------------------|--------------|-------------------------|--------------|--------------|---------------------|
| IDEAL LAP TIME : 1:52.245 | | BEST LAP TIME : 1:52.500 | | DIFFERENCE : 0.255 | | | | | |
| LAP | SECTOR 1 | SECTOR 2 | SECTOR 3 | LAP TIME | MPH | DIFF | TIME OF DAY | | |
| 1 - | | 122.6 | 46.113 | 27.093 | 102.1 | | | 13:57:02.081 | |
| 2 - | 50.341 | 124.5 | 43.919 | 26.685 | 104.5 | 2:00.945 | 84.00 | 8.445 | 13:59:03.026 |
| 3 - | 44.171 | 123.3 | 44.500 | 26.824 | 103.0 | 1:55.495 | 87.97 | 2.995 | 14:00:58.521 |
| 4 - | 44.051 | 121.7 | 44.913 | IN PIT | | 2:02.196 P | 83.14 | 9.696 | 14:03:00.717 |
| 5 - | OUTLAP | 120.4 | 44.423 | 26.803 | 103.3 | 3:43.238 | 45.51 | 1:50.738 | 14:06:43.955 |
| 6 - | 43.798 | 122.4 | 43.360 | 26.422 | 102.3 | 1:53.580 | 89.45 | 1.080 | 14:08:37.535 |
| 7 - | 44.116 | 120.9 | 43.822 | 26.414 | 105.0 | 1:54.352 | 88.84 | 1.852 | 14:10:31.887 |
| 8 - | 43.674 | 124.2 | 43.319 | 26.213 | 104.0 | 1:53.206 | 89.74 | 0.706 | 14:12:25.093 |
| 9 - | 43.639 | 121.7 | 42.955 | 26.161 | 103.5 | 1:52.755 (3) | 90.10 | 0.255 | 14:14:17.848 |
| 10 - | 43.652 | 121.3 | 43.194 | 26.113 | 102.6 | 1:52.959 | 89.94 | 0.459 | 14:16:10.807 |
| 11 - | 43.588 | 121.7 | 42.836 | 26.493 | 105.2 | 1:52.917 | 89.97 | 0.417 | 14:18:03.724 |
| 12 - | 43.378 | 121.7 | 43.008 | 26.114 | 104.2 | 1:52.500 (1) | 90.31 | | 14:19:56.224 |
| 13 - | 43.316 | 120.6 | 43.164 | 26.093 | 104.0 | 1:52.573 (2) | 90.25 | 0.073 | 14:21:48.797 |

| P29 | | 22 | | Tasia RODINK | | Honda - GA Competition | | | |
|---------------------------|---------------|--------------------------|---------------|--------------------|--------------|------------------------|--------------|--------------|---------------------|
| IDEAL LAP TIME : 1:52.289 | | BEST LAP TIME : 1:52.589 | | DIFFERENCE : 0.300 | | | | | |
| LAP | SECTOR 1 | SECTOR 2 | SECTOR 3 | LAP TIME | MPH | DIFF | TIME OF DAY | | |
| 1 - | OUTLAP | 114.1 | 44.346 | 26.425 | 101.4 | | | 13:58:29.755 | |
| 2 - | 44.223 | 116.9 | 42.933 | 25.962 | 102.6 | 1:53.118 (3) | 89.81 | 0.529 | 14:00:22.873 |
| 3 - | 43.808 | 117.5 | 42.991 | 25.790 | 102.3 | 1:52.589 (1) | 90.24 | | 14:02:15.462 |
| 4 - | 43.642 | 115.1 | 43.412 | 26.077 | 102.3 | 1:53.131 | 89.80 | 0.542 | 14:04:08.593 |
| 5 - | 44.041 | 117.5 | 43.206 | IN PIT | | 2:00.441 P | 84.35 | 7.852 | 14:06:09.034 |
| 6 - | OUTLAP | 114.7 | 44.074 | 26.526 | 101.9 | 9:53.973 | 17.10 | 8:01.384 | 14:16:03.007 |
| 7 - | 44.377 | 116.3 | 42.978 | 26.263 | 102.6 | 1:53.618 | 89.42 | 1.029 | 14:17:56.625 |
| 8 - | 43.566 | 118.7 | 43.033 | 26.364 | 103.3 | 1:52.963 (2) | 89.94 | 0.374 | 14:19:49.588 |
| 9 - | 43.761 | 116.7 | 43.770 | 25.956 | 102.8 | 1:53.487 | 89.52 | 0.898 | 14:21:43.075 |

| P30 | | 154 AS | | Lukas FALCK | | Honda - | | | |
|---------------------------|----------|--------------------------|----------|--------------------|-------|----------|-------------|--------------|--------------|
| IDEAL LAP TIME : 1:52.868 | | BEST LAP TIME : 1:52.930 | | DIFFERENCE : 0.062 | | | | | |
| LAP | SECTOR 1 | SECTOR 2 | SECTOR 3 | LAP TIME | MPH | DIFF | TIME OF DAY | | |
| 1 - | OUTLAP | 115.5 | 46.192 | 28.212 | 97.8 | | | 13:57:46.666 | |
| 2 - | 45.237 | 116.7 | 44.458 | 27.025 | 101.9 | 1:56.720 | 87.04 | 3.790 | 13:59:43.386 |

Weather / Track : Bright / Dry

Assen

Circuit Length = 2.8222 miles

Start: 13:55 Flag 14:20 End: 14:22

MCRCB BULLETIN TK037

2016 MCE British Superbike Championship - Round 11

2016 HEL Performance British Motostar Moto 3 GP & ADAC NEC

QUALIFYING 1 - SECTOR ANALYSIS

SECTOR 1 = FL to I1, SECTOR 2 = I1 to I2, SECTOR 3 = I2 to FL, DIFF = Difference To Personal Best Lap, P = Crossed Finish Line in Pit Lane, D = Time Disallowed

| | | | | | | | | | |
|------|---------------|--------------|---------------|---------------|--------------|---------------------|--------------|-------|---------------------|
| 3 - | 44.551 | 117.7 | 43.978 | 26.853 | 100.7 | 1:55.382 | 88.05 | 2.452 | 14:01:38.768 |
| 4 - | 44.305 | 117.3 | 43.791 | 27.132 | 97.2 | 1:55.228 | 88.17 | 2.298 | 14:03:33.996 |
| 5 - | 44.306 | 119.1 | 43.419 | 26.583 | 101.4 | 1:54.308 | 88.88 | 1.378 | 14:05:28.304 |
| 6 - | 43.873 | 117.7 | 43.832 | 26.510 | 100.9 | 1:54.215 | 88.95 | 1.285 | 14:07:22.519 |
| 7 - | 43.997 | 117.5 | 43.267 | 26.423 | 102.3 | 1:53.687 (3) | 89.36 | 0.757 | 14:09:16.206 |
| 8 - | 46.069 | 117.9 | 43.560 | 26.715 | 101.4 | 1:56.344 | 87.32 | 3.414 | 14:11:12.550 |
| 9 - | 44.557 | 118.3 | 43.524 | 26.532 | 102.3 | 1:54.613 | 88.64 | 1.683 | 14:13:07.163 |
| 10 - | 44.047 | 117.5 | 43.361 | 26.456 | 102.6 | 1:53.864 | 89.23 | 0.934 | 14:15:01.027 |
| 11 - | 44.028 | 118.5 | 44.332 | 26.687 | 102.3 | 1:55.047 | 88.31 | 2.117 | 14:16:56.074 |
| 12 - | 43.878 | 118.7 | 43.038 | 26.282 | 101.9 | 1:53.198 (2) | 89.75 | 0.268 | 14:18:49.272 |
| 13 - | 43.647 | 118.5 | 42.939 | 26.344 | 101.4 | 1:52.930 (1) | 89.96 | | 14:20:42.202 |

| P31 5 William SVARD | | Honda - Nordgren Racing | | | | | | | |
|---------------------------|---------------|--------------------------|---------------|--------------------|--------------|---------------------|--------------|--------|---------------------|
| IDEAL LAP TIME : 1:52.976 | | BEST LAP TIME : 1:52.976 | | DIFFERENCE : 0.000 | | | | | |
| LAP | SECTOR 1 | SECTOR 2 | SECTOR 3 | LAP TIME | MPH | DIFF | TIME OF DAY | | |
| 1 - | OUTLAP | 111.1 | 45.835 | 27.472 | 99.8 | | | | 13:57:18.151 |
| 2 - | 46.902 | 104.5 | 44.266 | 27.390 | 100.0 | 1:58.558 | 85.69 | 5.582 | 13:59:16.709 |
| 3 - | 45.527 | 91.5 | 47.228 | 26.666 | 101.4 | 1:59.421 | 85.07 | 6.445 | 14:01:16.130 |
| 4 - | 44.633 | 113.1 | 44.534 | 26.531 | 100.0 | 1:55.698 | 87.81 | 2.722 | 14:03:11.828 |
| 5 - | 44.463 | 113.9 | 43.182 | 26.598 | 100.3 | 1:54.243 (2) | 88.93 | 1.267 | 14:05:06.071 |
| 6 - | 45.698 | 109.8 | 45.020 | IN PIT | | 2:06.437 P | 80.35 | 13.461 | 14:07:12.508 |
| 7 - | OUTLAP | 112.0 | 44.147 | 26.887 | 100.0 | 2:50.271 | 59.67 | 57.295 | 14:10:02.779 |
| 8 - | 44.979 | 110.9 | 49.839 | 26.593 | 101.4 | 2:01.411 | 83.68 | 8.435 | 14:12:04.190 |
| 9 - | 44.195 | 116.3 | 44.004 | 27.114 | 100.0 | 1:55.313 | 88.10 | 2.337 | 14:13:59.503 |
| 10 - | 45.561 | 100.9 | 44.351 | 26.734 | 99.8 | 1:56.646 | 87.10 | 3.670 | 14:15:56.149 |
| 11 - | 44.996 | 110.9 | 43.660 | 26.589 | 101.6 | 1:55.245 (3) | 88.16 | 2.269 | 14:17:51.394 |
| 12 - | 44.182 | 115.1 | 42.528 | 26.266 | 100.7 | 1:52.976 (1) | 89.93 | | 14:19:44.370 |

| P32 25 AGP Johanna INNERFORS | | Honda - | | | | | | | |
|------------------------------|---------------|--------------------------|---------------|--------------------|--------------|---------------------|--------------|-------|---------------------|
| IDEAL LAP TIME : 1:52.975 | | BEST LAP TIME : 1:53.278 | | DIFFERENCE : 0.303 | | | | | |
| LAP | SECTOR 1 | SECTOR 2 | SECTOR 3 | LAP TIME | MPH | DIFF | TIME OF DAY | | |
| 1 - | OUTLAP | 112.5 | 47.592 | 28.031 | 101.2 | | | | 13:57:06.075 |
| 2 - | 46.303 | 116.7 | 45.027 | 26.952 | 104.2 | 1:58.282 | 85.89 | 5.004 | 13:59:04.357 |
| 3 - | 45.159 | 117.7 | 44.616 | 26.962 | 103.5 | 1:56.737 | 87.03 | 3.459 | 14:01:01.094 |
| 4 - | 44.703 | 116.3 | 43.991 | 26.818 | 103.3 | 1:55.512 | 87.95 | 2.234 | 14:02:56.606 |
| 5 - | 44.320 | 115.3 | 43.573 | 26.395 | 103.8 | 1:54.288 | 88.89 | 1.010 | 14:04:50.894 |
| 6 - | 44.389 | 116.5 | 43.589 | 26.606 | 104.7 | 1:54.584 | 88.67 | 1.306 | 14:06:45.478 |
| 7 - | 44.108 | 118.9 | 43.760 | 26.693 | 103.5 | 1:54.561 | 88.68 | 1.283 | 14:08:40.039 |
| 8 - | 44.748 | 117.1 | 43.304 | 26.402 | 104.0 | 1:54.454 | 88.77 | 1.176 | 14:10:34.493 |
| 9 - | 44.013 | 117.3 | 43.561 | 26.999 | 104.7 | 1:54.573 | 88.67 | 1.295 | 14:12:29.066 |
| 10 - | 44.641 | 114.3 | 43.152 | 27.109 | 105.2 | 1:54.902 | 88.42 | 1.624 | 14:14:23.968 |
| 11 - | 43.944 | 114.7 | 43.080 | 26.405 | 103.3 | 1:53.429 (3) | 89.57 | 0.151 | 14:16:17.397 |
| 12 - | 44.121 | 114.7 | 42.927 | 26.230 | 103.5 | 1:53.278 (1) | 89.69 | | 14:18:10.675 |
| 13 - | 44.129 | 115.9 | 42.801 | 26.423 | 104.2 | 1:53.353 (2) | 89.63 | 0.075 | 14:20:04.028 |

| P33 122 AS Marie MENDE | | Honda - MM-Racing | | | | | | | |
|---------------------------|---------------|--------------------------|---------------|--------------------|--------------|---------------------|--------------|-------|---------------------|
| IDEAL LAP TIME : 1:53.636 | | BEST LAP TIME : 1:53.683 | | DIFFERENCE : 0.047 | | | | | |
| LAP | SECTOR 1 | SECTOR 2 | SECTOR 3 | LAP TIME | MPH | DIFF | TIME OF DAY | | |
| 1 - | OUTLAP | 111.2 | 45.429 | 26.985 | 101.4 | | | | 13:58:10.244 |
| 2 - | 45.283 | 114.7 | 43.327 | 26.537 | 104.0 | 1:55.147 | 88.23 | 1.464 | 14:00:05.391 |
| 3 - | 44.853 | 116.3 | 43.519 | 26.611 | 101.6 | 1:54.983 | 88.36 | 1.300 | 14:02:00.374 |
| 4 - | 44.009 | 116.3 | 43.437 | 26.743 | 101.2 | 1:54.189 (2) | 88.97 | 0.506 | 14:03:54.563 |
| 5 - | 44.262 | 113.5 | 43.556 | 26.563 | 101.6 | 1:54.381 (3) | 88.82 | 0.698 | 14:05:48.944 |
| 6 - | 44.056 | 112.4 | 43.195 | 26.432 | 104.0 | 1:53.683 (1) | 89.37 | | 14:07:42.627 |
| 7 - | 44.469 | 111.4 | 44.515 | 26.790 | 102.1 | 1:55.774 | 87.75 | 2.091 | 14:09:38.401 |
| 8 - | 44.610 | 111.8 | 43.737 | 26.502 | 102.6 | 1:54.849 | 88.46 | 1.166 | 14:11:33.250 |
| 9 - | 44.124 | 113.3 | 43.625 | 26.740 | 102.6 | 1:54.489 | 88.74 | 0.806 | 14:13:27.739 |
| 10 - | 45.983 | 106.1 | 46.230 | 26.640 | 103.3 | 1:58.853 | 85.48 | 5.170 | 14:15:26.592 |
| 11 - | 44.338 | 113.1 | 43.881 | 26.547 | 101.2 | 1:54.766 | 88.52 | 1.083 | 14:17:21.358 |
| 12 - | 44.375 | 112.7 | 43.424 | 26.615 | 102.8 | 1:54.414 | 88.80 | 0.731 | 14:19:15.772 |
| 13 - | 46.046 | 113.7 | 44.002 | 26.944 | 102.3 | 1:56.992 | 86.84 | 3.309 | 14:21:12.764 |

Weather / Track : Bright / Dry

Assen

Circuit Length = 2.8222 miles

Start: 13:55 Flag 14:20 End: 14:22

MCRCB BULLETIN TK037

2016 MCE British Superbike Championship - Round 11

2016 HEL Performance British Motostar Moto 3 GP & ADAC NEC

QUALIFYING 1 - SECTOR ANALYSIS

SECTOR 1 = FL to I1, SECTOR 2 = I1 to I2, SECTOR 3 = I2 to FL, DIFF = Difference To Personal Best Lap, P = Crossed Finish Line in Pit Lane, D = Time Disallowed

| P34 99 | | Stephen CAMPBELL | | | | Honda - Campbell Racing | | | |
|---------------------------|---------------|--------------------------|---------------|--------------------|--------------|-------------------------|--------------|----------|---------------------|
| IDEAL LAP TIME : 1:53.749 | | BEST LAP TIME : 1:53.749 | | DIFFERENCE : 0.000 | | | | | |
| LAP | SECTOR 1 | SECTOR 2 | SECTOR 3 | LAP TIME | MPH | DIFF | TIME OF DAY | | |
| 1 - | OUTLAP | 114.1 | 46.643 | 27.502 | 100.5 | | | | 13:58:08.065 |
| 2 - | 45.593 | 115.5 | 44.573 | 27.081 | 100.3 | 1:57.247 | 86.65 | 3.498 | 14:00:05.312 |
| 3 - | 45.177 | 117.5 | 45.205 | 26.848 | 98.7 | 1:57.230 | 86.66 | 3.481 | 14:02:02.542 |
| 4 - | 45.383 | 113.5 | 44.132 | 27.145 | 98.9 | 1:56.660 | 87.09 | 2.911 | 14:03:59.202 |
| 5 - | 44.655 | 113.5 | 43.934 | 26.456 | 99.4 | 1:55.045 (3) | 88.31 | 1.296 | 14:05:54.247 |
| 6 - | 45.160 | 107.8 | 45.717 | IN PIT | | 2:05.581 P | 80.90 | 11.832 | 14:07:59.828 |
| 7 - | OUTLAP | 109.2 | 45.913 | 27.157 | 99.8 | 6:04.075 | 27.90 | 4:10.326 | 14:14:03.903 |
| 8 - | 44.759 | 112.9 | 44.900 | 26.933 | 99.8 | 1:56.592 | 87.14 | 2.843 | 14:16:00.495 |
| 9 - | 44.755 | 114.1 | 44.002 | 26.388 | 100.5 | 1:55.145 | 88.23 | 1.396 | 14:17:55.640 |
| 10 - | 44.180 | 115.3 | 43.314 | 26.255 | 100.5 | 1:53.749 (1) | 89.32 | | 14:19:49.389 |
| 11 - | 44.425 | 114.7 | 43.639 | 26.275 | 100.9 | 1:54.339 (2) | 88.86 | 0.590 | 14:21:43.728 |

| P35 66 | | Cameron FRASER | | | | Kalex KTM - FPW Racing | | | |
|---------------------------|---------------|--------------------------|---------------|--------------------|--------------|------------------------|--------------|-------|---------------------|
| IDEAL LAP TIME : 1:53.365 | | BEST LAP TIME : 1:53.792 | | DIFFERENCE : 0.427 | | | | | |
| LAP | SECTOR 1 | SECTOR 2 | SECTOR 3 | LAP TIME | MPH | DIFF | TIME OF DAY | | |
| 1 - | OUTLAP | 116.5 | 47.618 | 27.883 | 102.8 | | | | 13:58:07.928 |
| 2 - | 45.892 | 118.3 | 45.479 | 27.065 | 104.7 | 1:58.436 | 85.78 | 4.644 | 14:00:06.364 |
| 3 - | 44.922 | 122.2 | 45.100 | 28.466 | 102.6 | 1:58.488 | 85.74 | 4.696 | 14:02:04.852 |
| 4 - | 45.012 | 118.1 | 46.087 | 27.165 | 102.6 | 1:58.264 | 85.91 | 4.472 | 14:04:03.116 |
| 5 - | 44.633 | 119.4 | 44.773 | 27.389 | 104.0 | 1:56.795 | 86.99 | 3.003 | 14:05:59.911 |
| 6 - | 44.769 | 118.7 | 44.772 | 27.106 | 105.5 | 1:56.647 | 87.10 | 2.855 | 14:07:56.558 |
| 7 - | 44.316 | 118.1 | 44.665 | 26.985 | 103.5 | 1:55.966 | 87.61 | 2.174 | 14:09:52.524 |
| 8 - | 44.566 | 118.1 | 44.617 | 27.007 | 104.2 | 1:56.190 | 87.44 | 2.398 | 14:11:48.714 |
| 9 - | 43.964 | 118.9 | 44.789 | 26.722 | 104.2 | 1:55.475 | 87.98 | 1.683 | 14:13:44.189 |
| 10 - | 44.014 | 118.7 | 44.445 | 26.704 | 105.0 | 1:55.163 (3) | 88.22 | 1.371 | 14:15:39.352 |
| 11 - | 43.840 | 119.4 | 43.322 | 26.699 | 104.7 | 1:53.861 (2) | 89.23 | 0.069 | 14:17:33.213 |
| 12 - | 44.091 | 118.9 | 44.323 | 26.764 | 105.5 | 1:55.178 | 88.21 | 1.386 | 14:19:28.391 |
| 13 - | 43.505 | 121.1 | 43.749 | 26.538 | 103.5 | 1:53.792 (1) | 89.28 | | 14:21:22.183 |

| P36 54 | | Sam BURMAN | | | | KTM - TeamWNT / Burman Racing | | | |
|---------------------------|---------------|--------------------------|---------------|--------------------|--------------|-------------------------------|--------------|--------|---------------------|
| IDEAL LAP TIME : 1:53.715 | | BEST LAP TIME : 1:53.911 | | DIFFERENCE : 0.196 | | | | | |
| LAP | SECTOR 1 | SECTOR 2 | SECTOR 3 | LAP TIME | MPH | DIFF | TIME OF DAY | | |
| 1 - | | 121.5 | 45.861 | 28.047 | 105.5 | | | | 13:56:59.280 |
| 2 - | 44.771 | 125.4 | 44.453 | 27.204 | 106.5 | 1:56.428 | 87.26 | 2.517 | 13:58:55.708 |
| 3 - | 44.620 | 125.2 | 44.894 | 27.131 | 106.2 | 1:56.645 | 87.10 | 2.734 | 14:00:52.353 |
| 4 - | 44.375 | 124.9 | 44.775 | 27.192 | 106.5 | 1:56.342 | 87.33 | 2.431 | 14:02:48.695 |
| 5 - | 44.074 | 125.4 | 44.782 | 26.916 | 106.7 | 1:55.772 | 87.76 | 1.861 | 14:04:44.467 |
| 6 - | 43.873 | 125.6 | 44.293 | 27.375 | 106.7 | 1:55.541 | 87.93 | 1.630 | 14:06:40.008 |
| 7 - | 43.765 | 122.4 | 44.352 | 26.943 | 106.7 | 1:55.060 (3) | 88.30 | 1.149 | 14:08:35.068 |
| 8 - | 44.345 | 122.9 | 44.402 | 26.747 | 107.0 | 1:55.494 | 87.97 | 1.583 | 14:10:30.562 |
| 9 - | 44.816 | 118.1 | 46.190 | IN PIT | | 2:05.336 P | 81.06 | 11.425 | 14:12:35.898 |
| 10 - | OUTLAP | 120.2 | 47.109 | 27.522 | 106.2 | 2:38.770 | 63.99 | 44.859 | 14:15:14.668 |
| 11 - | 44.175 | 123.8 | 44.394 | 26.721 | 106.7 | 1:55.290 | 88.12 | 1.379 | 14:17:09.958 |
| 12 - | 43.892 | 124.2 | 43.945 | 26.353 | 108.0 | 1:54.190 (2) | 88.97 | 0.279 | 14:19:04.148 |
| 13 - | 43.652 | 125.9 | 43.710 | 26.549 | 108.0 | 1:53.911 (1) | 89.19 | | 14:20:58.059 |

| P37 23 | | Sam LLEWELLYN | | | | Honda - Mammoth Motorsport | | | |
|---------------------------|---------------|--------------------------|----------|--------------------|--------------|----------------------------|-------------|--------|--------------|
| IDEAL LAP TIME : 1:53.543 | | BEST LAP TIME : 1:53.982 | | DIFFERENCE : 0.439 | | | | | |
| LAP | SECTOR 1 | SECTOR 2 | SECTOR 3 | LAP TIME | MPH | DIFF | TIME OF DAY | | |
| 1 - | OUTLAP | 101.3 | 47.915 | 29.032 | 102.1 | | | | 13:57:22.266 |
| 2 - | 46.115 | 116.3 | 44.773 | 26.975 | 102.3 | 1:57.863 | 86.20 | 3.881 | 13:59:20.129 |
| 3 - | 44.293 | 118.9 | 44.272 | 27.229 | 100.5 | 1:55.794 | 87.74 | 1.812 | 14:01:15.923 |
| 4 - | 44.235 | 114.9 | 45.241 | IN PIT | | 2:07.275 P | 79.82 | 13.293 | 14:03:23.198 |
| 5 - | OUTLAP | 116.7 | 44.672 | 27.074 | 102.8 | 2:53.823 | 58.45 | 59.841 | 14:06:17.021 |
| 6 - | 43.910 | 116.7 | 44.793 | 27.054 | 99.6 | 1:55.757 | 87.77 | 1.775 | 14:08:12.778 |
| 7 - | 44.862 | 114.1 | 44.012 | 26.876 | 104.5 | 1:55.750 | 87.77 | 1.768 | 14:10:08.528 |
| 8 - | 44.179 | 112.2 | 43.709 | 27.002 | 100.5 | 1:54.890 | 88.43 | 0.908 | 14:12:03.418 |

Weather / Track : Bright / Dry

Assen

Circuit Length = 2.8222 miles

Start: 13:55 Flag 14:20 End: 14:22

MCRCB BULLETIN TK037

2016 MCE British Superbike Championship - Round 11

2016 HEL Performance British Motostar Moto 3 GP & ADAC NEC

QUALIFYING 1 - SECTOR ANALYSIS

SECTOR 1 = FL to I1, SECTOR 2 = I1 to I2, SECTOR 3 = I2 to FL, DIFF = Difference To Personal Best Lap, P = Crossed Finish Line in Pit Lane, D = Time Disallowed

| | | | | | | | | | |
|------|--------|--------------|---------------|---------------|-------|---------------------|--------------|-------|---------------------|
| 9 - | 44.854 | 115.3 | 44.060 | 26.930 | 101.2 | 1:55.844 | 87.70 | 1.862 | 14:13:59.262 |
| 10 - | 46.622 | 104.2 | 44.979 | 26.680 | 102.6 | 1:58.281 | 85.89 | 4.299 | 14:15:57.543 |
| 11 - | 44.261 | 117.7 | 43.718 | 26.603 | 104.0 | 1:54.582 (3) | 88.67 | 0.600 | 14:17:52.125 |
| 12 - | 44.342 | 118.1 | 43.417 | 26.445 | 103.5 | 1:54.204 (2) | 88.96 | 0.222 | 14:19:46.329 |
| 13 - | 44.301 | 118.9 | 43.188 | 26.493 | 102.6 | 1:53.982 (1) | 89.13 | | 14:21:40.311 |

| P38 6 | | Lukas KARLSSON | | | Honda - Nordgren Racing | | | | |
|---------------------------|---------------|--------------------------|---------------|---------------|-------------------------|---------------------|--------------|--------|---------------------|
| IDEAL LAP TIME : 1:53.854 | | BEST LAP TIME : 1:54.255 | | | DIFFERENCE : 0.401 | | | | |
| LAP | SECTOR 1 | SECTOR 2 | SECTOR 3 | LAP TIME | MPH | DIFF | TIME OF DAY | | |
| 1 - | OUTLAP | 112.2 | 46.522 | 28.000 | 99.4 | | | | 13:57:06.237 |
| 2 - | 45.401 | 112.5 | 43.810 | 26.806 | 99.1 | 1:56.017 | 87.57 | 1.762 | 13:59:02.254 |
| 3 - | 45.193 | 113.7 | 44.439 | 26.864 | 100.7 | 1:56.496 | 87.21 | 2.241 | 14:00:58.750 |
| 4 - | 44.640 | 115.5 | 44.267 | 27.035 | 100.0 | 1:55.942 | 87.63 | 1.687 | 14:02:54.692 |
| 5 - | 44.701 | 109.8 | 44.265 | 26.259 | 100.7 | 1:55.225 | 88.17 | 0.970 | 14:04:49.917 |
| 6 - | 44.693 | 113.3 | 43.679 | 26.692 | 101.4 | 1:55.064 | 88.30 | 0.809 | 14:06:44.981 |
| 7 - | 44.245 | 112.9 | 43.841 | 26.370 | 101.6 | 1:54.456 (2) | 88.76 | 0.201 | 14:08:39.437 |
| 8 - | 44.719 | 113.9 | 43.515 | 26.271 | 100.3 | 1:54.505 (3) | 88.73 | 0.250 | 14:10:33.942 |
| 9 - | 44.622 | 112.9 | 43.871 | 26.861 | 100.9 | 1:55.354 | 88.07 | 1.099 | 14:12:29.296 |
| 10 - | 44.687 | 111.2 | 43.754 | IN PIT | | 2:05.822 P | 80.75 | 11.567 | 14:14:35.118 |
| 11 - | OUTLAP | 109.4 | 44.348 | 26.902 | 98.9 | 2:37.536 | 64.49 | 43.281 | 14:17:12.654 |
| 12 - | 44.646 | 112.2 | 43.425 | 26.184 | 101.2 | 1:54.255 (1) | 88.92 | | 14:19:06.909 |
| 13 - | 44.331 | 112.4 | 43.834 | 26.354 | 100.5 | 1:54.519 | 88.72 | 0.264 | 14:21:01.428 |

| P39 33 | | Miguel CORREIA-LOURENCO | | | Kalex KTM - Racing Team Noord NL | | | | |
|---------------------------|---------------|--------------------------------|---------------|---------------|----------------------------------|---------------------|--------------|--------|---------------------|
| IDEAL LAP TIME : 1:54.524 | | BEST LAP TIME : 1:55.048 | | | DIFFERENCE : 0.524 | | | | |
| LAP | SECTOR 1 | SECTOR 2 | SECTOR 3 | LAP TIME | MPH | DIFF | TIME OF DAY | | |
| 1 - | OUTLAP | 111.6 | 46.401 | 27.117 | 99.6 | | | | 13:57:37.655 |
| 2 - | 45.720 | 113.1 | 45.404 | 27.102 | 99.4 | 1:58.226 | 85.93 | 3.178 | 13:59:35.881 |
| 3 - | 45.380 | 113.1 | 44.967 | 27.040 | 99.4 | 1:57.387 | 86.55 | 2.339 | 14:01:33.268 |
| 4 - | 45.023 | 112.2 | 45.017 | 26.815 | 98.1 | 1:56.855 | 86.94 | 1.807 | 14:03:30.123 |
| 5 - | 45.194 | 112.5 | 44.921 | 26.684 | 100.0 | 1:56.799 | 86.98 | 1.751 | 14:05:26.922 |
| 6 - | 44.817 | 111.6 | 44.925 | 27.293 | 95.1 | 1:57.035 | 86.81 | 1.987 | 14:07:23.957 |
| 7 - | 45.204 | 114.1 | 44.189 | 26.841 | 99.4 | 1:56.234 | 87.41 | 1.186 | 14:09:20.191 |
| 8 - | 45.231 | 111.6 | 44.770 | IN PIT | | 2:06.338 P | 80.42 | 11.290 | 14:11:26.529 |
| 9 - | OUTLAP | 111.6 | 45.173 | 26.960 | 99.4 | 2:45.142 | 61.52 | 50.094 | 14:14:11.671 |
| 10 - | 44.926 | 112.4 | 44.430 | 26.953 | 100.0 | 1:56.309 | 87.35 | 1.261 | 14:16:07.980 |
| 11 - | 44.773 | 114.9 | 44.254 | 26.426 | 100.0 | 1:55.453 (2) | 88.00 | 0.405 | 14:18:03.433 |
| 12 - | 44.651 | 116.7 | 43.572 | 26.825 | 99.1 | 1:55.048 (1) | 88.31 | | 14:19:58.481 |
| 13 - | 44.526 | 113.7 | 44.359 | 26.642 | 101.4 | 1:55.527 (3) | 87.94 | 0.479 | 14:21:54.008 |

| P40 11 AS | | Lotte UHRE | | | Honda - | | | | |
|---------------------------|---------------|--------------------------|---------------|---------------|--------------------|---------------------|--------------|----------|---------------------|
| IDEAL LAP TIME : 1:54.558 | | BEST LAP TIME : 1:55.163 | | | DIFFERENCE : 0.605 | | | | |
| LAP | SECTOR 1 | SECTOR 2 | SECTOR 3 | LAP TIME | MPH | DIFF | TIME OF DAY | | |
| 1 - | OUTLAP | 103.2 | 46.830 | 27.631 | 98.3 | | | | 14:00:25.990 |
| 2 - | 45.405 | 112.7 | 44.461 | 27.173 | 99.1 | 1:57.039 | 86.81 | 1.876 | 14:02:23.029 |
| 3 - | 45.051 | 111.8 | 44.174 | 27.076 | 99.6 | 1:56.301 | 87.36 | 1.138 | 14:04:19.330 |
| 4 - | 44.844 | 112.5 | 44.127 | 26.697 | 99.8 | 1:55.668 (3) | 87.83 | 0.505 | 14:06:14.998 |
| 5 - | 44.797 | 112.2 | 44.588 | 27.859 | 98.7 | 1:57.244 | 86.65 | 2.081 | 14:08:12.242 |
| 6 - | 45.202 | 113.7 | 44.097 | IN PIT | | 2:07.219 P | 79.86 | 12.056 | 14:10:19.461 |
| 7 - | OUTLAP | 110.9 | 44.529 | 27.015 | 99.6 | 4:20.233 | 39.04 | 2:25.070 | 14:14:39.694 |
| 8 - | 45.285 | 113.9 | 43.614 | 26.979 | 99.8 | 1:55.878 | 87.67 | 0.715 | 14:16:35.572 |
| 9 - | 44.477 | 113.1 | 43.534 | 27.152 | 98.7 | 1:55.163 (1) | 88.22 | | 14:18:30.735 |
| 10 - | 44.375 | 113.7 | 43.486 | 27.316 | 99.6 | 1:55.177 (2) | 88.21 | 0.014 | 14:20:25.912 |

| P41 91 AS | | Patrick ECKERT | | | Honda - | | | | |
|---------------------------|----------|--------------------------|----------|----------|--------------------|----------|-------------|-------|--------------|
| IDEAL LAP TIME : 1:55.592 | | BEST LAP TIME : 1:55.592 | | | DIFFERENCE : 0.000 | | | | |
| LAP | SECTOR 1 | SECTOR 2 | SECTOR 3 | LAP TIME | MPH | DIFF | TIME OF DAY | | |
| 1 - | OUTLAP | 110.9 | 47.882 | 28.669 | 98.3 | | | | 13:57:57.394 |
| 2 - | 47.569 | 111.2 | 46.518 | 28.183 | 99.8 | 2:02.270 | 83.09 | 6.678 | 13:59:59.664 |
| 3 - | 45.617 | 115.3 | 47.373 | 28.162 | 100.0 | 2:01.152 | 83.86 | 5.560 | 14:02:00.816 |

Assen

Circuit Length = 2.8222 miles

Start: 13:55 Flag 14:20 End: 14:22

Weather / Track : Bright / Dry

MCRCB BULLETIN TK037

2016 MCE British Superbike Championship - Round 11

2016 HEL Performance British Motostar Moto 3 GP & ADAC NEC

QUALIFYING 1 - SECTOR ANALYSIS

SECTOR 1 = FL to I1, SECTOR 2 = I1 to I2, SECTOR 3 = I2 to FL, DIFF = Difference To Personal Best Lap, P = Crossed Finish Line in Pit Lane, D = Time Disallowed

| | | | | | | | | | |
|-------------|---------------|--------------|---------------|---------------|--------------|---------------------|--------------|-------|---------------------|
| 4 - | 45.537 | 112.9 | 45.984 | 27.526 | 98.9 | 1:59.047 | 85.34 | 3.455 | 14:03:59.863 |
| 5 - | 45.771 | 111.8 | 46.509 | 27.619 | 99.6 | 1:59.899 | 84.73 | 4.307 | 14:05:59.762 |
| 6 - | 45.437 | 115.5 | 45.259 | 27.305 | 100.5 | 1:58.001 | 86.10 | 2.409 | 14:07:57.763 |
| 7 - | 45.330 | 112.2 | 45.047 | 27.279 | 100.0 | 1:57.656 | 86.35 | 2.064 | 14:09:55.419 |
| 8 - | 45.569 | 115.1 | 45.232 | 27.730 | 99.6 | 1:58.531 | 85.71 | 2.939 | 14:11:53.950 |
| 9 - | 44.876 | 113.3 | 44.964 | 27.359 | 100.3 | 1:57.199 | 86.69 | 1.607 | 14:13:51.149 |
| 10 - | 45.582 | 112.0 | 44.661 | 27.508 | 100.0 | 1:57.751 | 86.28 | 2.159 | 14:15:48.900 |
| 11 - | 44.791 | 116.9 | 44.376 | 27.078 | 100.9 | 1:56.245 (2) | 87.40 | 0.653 | 14:17:45.145 |
| 12 - | 44.298 | 114.3 | 44.308 | 26.986 | 101.2 | 1:55.592 (1) | 87.89 | | 14:19:40.737 |
| 13 - | 44.917 | 112.4 | 44.773 | 27.010 | 100.3 | 1:56.700 (3) | 87.06 | 1.108 | 14:21:37.437 |

| P42 93 | Steve LAWTON | | | Honda - Cresswell Racing | | | | | |
|---------------------------|---------------------|--------------------------|---------------|--------------------------|--------------|---------------------|--------------|----------|---------------------|
| IDEAL LAP TIME : 1:55.360 | | BEST LAP TIME : 1:55.984 | | DIFFERENCE : 0.624 | | | | | |
| LAP | SECTOR 1 | SECTOR 2 | SECTOR 3 | LAP TIME | MPH | DIFF | TIME OF DAY | | |
| 1 - | OUTLAP | 106.5 | 48.775 | 28.500 | 97.6 | | 14:00:02.361 | | |
| 2 - | 47.448 | 113.9 | 46.496 | 27.797 | 99.4 | 2:01.741 | 83.45 | 5.757 | 14:02:04.102 |
| 3 - | 45.860 | 113.1 | 46.942 | 27.551 | 99.4 | 2:00.353 | 84.41 | 4.369 | 14:04:04.455 |
| 4 - | 45.563 | 113.3 | 44.972 | 27.065 | 100.9 | 1:57.600 | 86.39 | 1.616 | 14:06:02.055 |
| 5 - | 45.596 | 114.5 | 44.030 | 26.358 | 102.8 | 1:55.984 (1) | 87.59 | | 14:07:58.039 |
| 6 - | 45.345 | 113.7 | 44.575 | 26.598 | 100.9 | 1:56.518 (3) | 87.19 | 0.534 | 14:09:54.557 |
| 7 - | 46.201 | 112.9 | 45.266 | IN PIT | | 2:13.445 P | 76.13 | 17.461 | 14:12:08.002 |
| 8 - | OUTLAP | 113.5 | 45.405 | 26.784 | 101.2 | 4:48.994 | 35.15 | 2:53.010 | 14:16:56.996 |
| 9 - | 45.111 | 114.1 | 44.906 | 26.946 | 99.1 | 1:56.963 | 86.86 | 0.979 | 14:18:53.959 |
| 10 - | 44.972 | 113.7 | 44.390 | 26.933 | 98.3 | 1:56.295 (2) | 87.36 | 0.311 | 14:20:50.254 |

| P43 48 | Ewan POTTER | | | Honda - | | | | | |
|---------------------------|--------------------|--------------------------|---------------|--------------------|--------------|---------------------|--------------|----------|---------------------|
| IDEAL LAP TIME : 1:57.012 | | BEST LAP TIME : 1:57.012 | | DIFFERENCE : 0.000 | | | | | |
| LAP | SECTOR 1 | SECTOR 2 | SECTOR 3 | LAP TIME | MPH | DIFF | TIME OF DAY | | |
| 1 - | OUTLAP | 112.2 | 47.854 | 28.371 | 101.2 | | 13:58:09.250 | | |
| 2 - | 46.447 | 116.5 | 46.664 | 27.970 | 101.4 | 2:01.081 | 83.91 | 4.069 | 14:00:10.331 |
| 3 - | 45.372 | 115.3 | 46.794 | 28.026 | 100.9 | 2:00.192 | 84.53 | 3.180 | 14:02:10.523 |
| 4 - | 45.572 | 112.4 | 46.061 | 27.635 | 101.2 | 1:59.268 (2) | 85.18 | 2.256 | 14:04:09.791 |
| 5 - | 46.150 | 113.5 | 46.069 | 28.310 | 101.6 | 2:00.529 | 84.29 | 3.517 | 14:06:10.320 |
| 6 - | 47.238 | 112.0 | 46.437 | 27.867 | 102.6 | 2:01.542 | 83.59 | 4.530 | 14:08:11.862 |
| 7 - | 46.165 | 114.9 | 45.765 | 28.024 | 101.9 | 1:59.954 (3) | 84.70 | 2.942 | 14:10:11.816 |
| 8 - | 45.900 | 109.4 | 46.743 | 27.579 | 103.5 | 2:00.222 | 84.51 | 3.210 | 14:12:12.038 |
| 9 - | 45.491 | 112.7 | 46.975 | IN PIT | | 2:11.905 P | 77.02 | 14.893 | 14:14:23.943 |
| 10 - | OUTLAP | 112.4 | 46.784 | 28.244 | 102.1 | 4:52.578 | 34.72 | 2:55.566 | 14:19:16.521 |
| 11 - | 44.693 | 115.1 | 45.211 | 27.108 | 103.3 | 1:57.012 (1) | 86.83 | | 14:21:13.533 |

| P44 17 AS | Anna ADBRING | | | Honda - KOAN Event Racing | | | | | |
|---------------------------|---------------------|--------------------------|---------------|---------------------------|-------------|---------------------|--------------|-------|---------------------|
| IDEAL LAP TIME : 1:59.089 | | BEST LAP TIME : 1:59.432 | | DIFFERENCE : 0.343 | | | | | |
| LAP | SECTOR 1 | SECTOR 2 | SECTOR 3 | LAP TIME | MPH | DIFF | TIME OF DAY | | |
| 1 - | OUTLAP | 112.2 | 48.817 | 29.184 | 95.1 | | 13:57:50.099 | | |
| 2 - | 47.740 | 114.5 | 47.473 | 28.578 | 95.5 | 2:03.791 | 82.07 | 4.359 | 13:59:53.890 |
| 3 - | 47.290 | 113.9 | 47.199 | 28.933 | 95.5 | 2:03.422 | 82.32 | 3.990 | 14:01:57.312 |
| 4 - | 46.723 | 114.1 | 46.966 | 28.288 | 97.4 | 2:01.977 | 83.29 | 2.545 | 14:03:59.289 |
| 5 - | 46.322 | 113.9 | 46.939 | 28.674 | 96.8 | 2:01.935 | 83.32 | 2.503 | 14:06:01.224 |
| 6 - | 46.653 | 112.7 | 46.296 | 28.477 | 97.2 | 2:01.426 | 83.67 | 1.994 | 14:08:02.650 |
| 7 - | 46.396 | 114.9 | 45.974 | 28.471 | 97.4 | 2:00.841 | 84.07 | 1.409 | 14:10:03.491 |
| 8 - | 46.294 | 115.1 | 46.220 | 28.126 | 97.0 | 2:00.640 | 84.21 | 1.208 | 14:12:04.131 |
| 9 - | 46.077 | 115.3 | 46.033 | 28.167 | 98.9 | 2:00.277 (2) | 84.47 | 0.845 | 14:14:04.408 |
| 10 - | 45.384 | 112.4 | 46.587 | 28.494 | 97.4 | 2:00.465 | 84.34 | 1.033 | 14:16:04.873 |
| 11 - | 46.323 | 114.1 | 45.678 | 28.385 | 98.9 | 2:00.386 (3) | 84.39 | 0.954 | 14:18:05.259 |
| 12 - | 45.727 | 116.5 | 45.646 | 28.059 | 98.9 | 1:59.432 (1) | 85.07 | | 14:20:04.691 |

| P45 113 OGP | Sebastian LOSCIALE | | | Honda - | | | | | |
|---------------------------|---------------------------|--------------------------|----------|--------------------|------|------|--------------|--|--|
| IDEAL LAP TIME : 1:59.963 | | BEST LAP TIME : 2:00.035 | | DIFFERENCE : 0.072 | | | | | |
| LAP | SECTOR 1 | SECTOR 2 | SECTOR 3 | LAP TIME | MPH | DIFF | TIME OF DAY | | |
| 1 - | OUTLAP | 108.5 | 48.157 | 28.759 | 99.6 | | 13:57:21.455 | | |

Weather / Track : Bright / Dry

Assen
Circuit Length = 2.8222 miles
Start: 13:55 Flag 14:20 End: 14:22

MCRCB BULLETIN TK037

2016 MCE British Superbike Championship - Round 11

2016 HEL Performance British Motostar Moto 3 GP & ADAC NEC

QUALIFYING 1 - SECTOR ANALYSIS

SECTOR 1 = FL to I1, SECTOR 2 = I1 to I2, SECTOR 3 = I2 to FL, DIFF = Difference To Personal Best Lap, P = Crossed Finish Line in Pit Lane, D = Time Disallowed

| | | | | | | | | | |
|------|---------------|--------------|---------------|---------------|-------------|---------------------|--------------|-------|---------------------|
| 2 - | 47.510 | 111.8 | 46.808 | 28.034 | 98.7 | 2:02.352 | 83.04 | 2.317 | 13:59:23.807 |
| 3 - | 49.128 | 109.4 | 46.463 | 28.129 | 98.7 | 2:03.720 | 82.12 | 3.685 | 14:01:27.527 |
| 4 - | 47.915 | 110.3 | 47.622 | 28.141 | 98.1 | 2:03.678 | 82.15 | 3.643 | 14:03:31.205 |
| 5 - | 47.037 | 110.1 | 47.405 | 27.725 | 98.1 | 2:02.167 | 83.16 | 2.132 | 14:05:33.372 |
| 6 - | 47.099 | 110.0 | 46.691 | 27.855 | 99.8 | 2:01.645 (3) | 83.52 | 1.610 | 14:07:35.017 |
| 7 - | 46.556 | 108.9 | 47.291 | 28.059 | 98.9 | 2:01.906 | 83.34 | 1.871 | 14:09:36.923 |
| 8 - | 47.714 | 110.5 | 46.869 | 27.910 | 98.9 | 2:02.493 | 82.94 | 2.458 | 14:11:39.416 |
| 9 - | 46.485 | 111.1 | 46.106 | 28.072 | 98.7 | 2:00.663 (2) | 84.20 | 0.628 | 14:13:40.079 |
| 10 - | 46.638 | 109.6 | 46.984 | 28.168 | 98.5 | 2:01.790 | 83.42 | 1.755 | 14:15:41.869 |
| 11 - | 47.110 | 109.2 | 46.771 | 27.898 | 98.9 | 2:01.779 | 83.43 | 1.744 | 14:17:43.648 |
| 12 - | 46.346 | 110.7 | 45.892 | 27.797 | 98.3 | 2:00.035 (1) | 84.64 | | 14:19:43.683 |
| 13 - | 46.841 | 110.3 | 46.629 | 28.261 | 98.5 | 2:01.731 | 83.46 | 1.696 | 14:21:45.414 |

| P46 147 AS Phillip HOLE | | | Honda - 3S ApS | | | | | | | |
|---------------------------|----------|--------------------------|----------------|--------------------|-----|------|-------------|--|--|--|
| IDEAL LAP TIME : 2:02.009 | | BEST LAP TIME : 2:02.056 | | DIFFERENCE : 0.047 | | | | | | |
| LAP | SECTOR 1 | SECTOR 2 | SECTOR 3 | LAP TIME | MPH | DIFF | TIME OF DAY | | | |

| | | | | | | | | | |
|------|---------------|--------------|---------------|---------------|--------------|---------------------|--------------|-------|---------------------|
| 1 - | OUTLAP | 112.9 | 49.998 | 29.470 | 97.8 | | | | 13:57:51.973 |
| 2 - | 47.710 | 112.9 | 48.241 | 29.170 | 99.1 | 2:05.121 | 81.20 | 3.065 | 13:59:57.094 |
| 3 - | 47.243 | 114.3 | 48.155 | 29.281 | 98.9 | 2:04.679 | 81.49 | 2.623 | 14:02:01.773 |
| 4 - | 46.795 | 112.9 | 48.283 | 29.098 | 98.9 | 2:04.176 | 81.82 | 2.120 | 14:04:05.949 |
| 5 - | 47.641 | 113.7 | 47.797 | 28.603 | 99.1 | 2:04.041 | 81.90 | 1.985 | 14:06:09.990 |
| 6 - | 47.806 | 110.5 | 47.989 | 28.664 | 99.4 | 2:04.459 | 81.63 | 2.403 | 14:08:14.449 |
| 7 - | 47.326 | 114.1 | 47.172 | 28.827 | 98.7 | 2:03.325 (3) | 82.38 | 1.269 | 14:10:17.774 |
| 8 - | 46.877 | 111.6 | 48.060 | 28.994 | 98.1 | 2:03.931 | 81.98 | 1.875 | 14:12:21.705 |
| 9 - | 47.330 | 114.9 | 47.673 | 28.421 | 100.5 | 2:03.424 | 82.31 | 1.368 | 14:14:25.129 |
| 10 - | 47.146 | 112.7 | 47.749 | 28.525 | 100.3 | 2:03.420 | 82.32 | 1.364 | 14:16:28.549 |
| 11 - | 46.591 | 112.2 | 47.134 | 28.632 | 100.5 | 2:02.357 (2) | 83.03 | 0.301 | 14:18:30.906 |
| 12 - | 46.628 | 112.9 | 46.997 | 28.431 | 99.8 | 2:02.056 (1) | 83.24 | | 14:20:32.962 |

| P47 115 AS Oliver Lind JENSEN | | | Honda - | | | | | | | |
|-------------------------------|----------|--------------------------|----------|--------------------|-----|------|-------------|--|--|--|
| IDEAL LAP TIME : 2:02.389 | | BEST LAP TIME : 2:02.389 | | DIFFERENCE : 0.000 | | | | | | |
| LAP | SECTOR 1 | SECTOR 2 | SECTOR 3 | LAP TIME | MPH | DIFF | TIME OF DAY | | | |

| | | | | | | | | | |
|-----|---------------|--------------|---------------|---------------|-------------|---------------------|--------------|--------|---------------------|
| 1 - | OUTLAP | 110.1 | 49.282 | 29.962 | 94.3 | | | | 13:57:12.296 |
| 2 - | 48.782 | 110.0 | 47.526 | 29.295 | 93.9 | 2:05.603 (3) | 80.89 | 3.214 | 13:59:17.899 |
| 3 - | 48.356 | 110.9 | 46.663 | 29.917 | 95.8 | 2:04.936 (2) | 81.32 | 2.547 | 14:01:22.835 |
| 4 - | 46.988 | 109.6 | 46.572 | 28.829 | 95.8 | 2:02.389 (1) | 83.01 | | 14:03:25.224 |
| 5 - | 47.466 | 107.5 | 47.213 | IN PIT | | 2:18.248 P | 73.49 | 15.859 | 14:05:43.472 |

MCRCB BULLETIN TK038**2016 MCE British Superbike Championship - Round 11****2016 HEL Performance British Motostar Moto 3 GP & ADAC NEC****QUALIFYING 1 - BEST SPEEDS**

| POS | INTERMEDIATE 1 | | | INTERMEDIATE 2 | | | FINISH LINE | | |
|-----|----------------|------------------|-------|----------------|------|-----|-------------|------------------|-------|
| | NO | NAME | MPH | NO | NAME | MPH | NO | NAME | MPH |
| 1 | 15 | McMANUS | 127.0 | | | | 26 | SAEZ | 109.6 |
| 2 | 26 | SAEZ | 126.8 | | | | 52 | BOERBOOM | 108.5 |
| 3 | 52 | BOERBOOM | 126.6 | | | | 44 | BEST | 108.3 |
| 4 | 54 | BURMAN | 125.9 | | | | 15 | McMANUS | 108.0 |
| 5 | 47 | ARCHER | 125.4 | | | | 41 | ORGIS | 108.0 |
| 6 | 50 | DUPASQUIER | 124.9 | | | | 54 | BURMAN | 108.0 |
| 7 | 13 | KOFLER | 124.5 | | | | 47 | ARCHER | 107.5 |
| 8 | 42 | SLOOTEN | 123.8 | | | | 50 | DUPASQUIER | 107.5 |
| 9 | 44 | BEST | 123.1 | | | | 35 | LODGE | 106.7 |
| 10 | 35 | LODGE | 122.9 | | | | 42 | SLOOTEN | 106.7 |
| 11 | 98 | VRIES | 122.4 | | | | 19 | VITS | 106.2 |
| 12 | 66 | FRASER | 122.2 | | | | 21 | KERR | 106.2 |
| 13 | 61 | DUBBINK | 122.0 | | | | 61 | DUBBINK | 106.0 |
| 14 | 21 | KERR | 121.7 | | | | 121 | MEGGLE | 105.7 |
| 15 | 49 | FREITAG | 121.7 | | | | 2 | BROUWERS | 105.5 |
| 16 | 30 | COOK | 121.5 | | | | 66 | FRASER | 105.5 |
| 17 | 69 | BOOTH-AMOS | 121.3 | | | | 152 | KONIG | 105.5 |
| 18 | 19 | VITS | 120.6 | | | | 13 | KOFLER | 105.2 |
| 19 | 37 | DUNNIK | 120.6 | | | | 25 | INNERFORS | 105.2 |
| 20 | 36 | KROEZE | 120.6 | | | | 36 | KROEZE | 105.2 |
| 21 | 41 | ORGIS | 120.6 | | | | 49 | FREITAG | 105.2 |
| 22 | 4 | GEIGER | 120.4 | | | | 98 | VRIES | 105.2 |
| 23 | 2 | BROUWERS | 119.6 | | | | 45 | ORGIS | 105.0 |
| 24 | 154 | FALCK | 119.1 | | | | 12 | RENDELL | 104.7 |
| 25 | 3 | ERHARD | 118.9 | | | | 3 | ERHARD | 104.5 |
| 26 | 23 | LLEWELLYN | 118.9 | | | | 23 | LLEWELLYN | 104.5 |
| 27 | 25 | INNERFORS | 118.9 | | | | 30 | COOK | 104.5 |
| 28 | 9 | DOORAKKERS | 118.7 | | | | 69 | BOOTH-AMOS | 104.5 |
| 29 | 12 | RENDELL | 118.7 | | | | 9 | DOORAKKERS | 104.0 |
| 30 | 22 | RODINK | 118.7 | | | | 122 | MENDE | 104.0 |
| 31 | 152 | KONIG | 118.7 | | | | 4 | GEIGER | 103.8 |
| 32 | 121 | MEGGLE | 118.5 | | | | 37 | DUNNIK | 103.8 |
| 33 | 43 | JESPERSEN | 118.1 | | | | 48 | POTTER | 103.5 |
| 34 | 99 | CAMPBELL | 117.5 | | | | 22 | RODINK | 103.3 |
| 35 | 45 | ORGIS | 117.3 | | | | 43 | JESPERSEN | 103.3 |
| 36 | 91 | ECKERT | 116.9 | | | | 93 | LAWTON | 102.8 |
| 37 | 33 | CORREIA-LOURENCO | 116.7 | | | | 154 | FALCK | 102.6 |
| 38 | 17 | ADBRING | 116.5 | | | | 5 | SVARD | 101.6 |
| 39 | 48 | POTTER | 116.5 | | | | 6 | KARLSSON | 101.6 |
| 40 | 5 | SVARD | 116.3 | | | | 33 | CORREIA-LOURENCO | 101.4 |
| 41 | 122 | MENDE | 116.3 | | | | 91 | ECKERT | 101.2 |
| 42 | 6 | KARLSSON | 115.5 | | | | 99 | CAMPBELL | 100.9 |
| 43 | 147 | HOLE | 114.9 | | | | 147 | HOLE | 100.5 |
| 44 | 93 | LAWTON | 114.5 | | | | 11 | UHRE | 99.8 |
| 45 | 11 | UHRE | 113.9 | | | | 113 | LOSCIALE | 99.8 |
| 46 | 113 | LOSCIALE | 111.8 | | | | 17 | ADBRING | 98.9 |
| 47 | 115 | JENSEN | 110.9 | | | | 115 | JENSEN | 95.8 |

Weather / Track : Bright / Dry

Assen

Circuit Length = 2.8222 miles

Start: 13:55 Flag 14:20 End: 14:22

Results can be found at www.tsl-timing.com

Printed - 14:24 Friday, 30 September 2016

MCRCB BULLETIN TK039

2016 MCE British Superbike Championship - Round 11

2016 HEL Performance British Motostar Moto 3 GP & ADAC NEC

QUALIFYING 1 - BEST SECTORS

| SECTOR 1 | | | SECTOR 2 | | | SECTOR 3 | | | IDEAL / BEST COMPARISON | | | | | | |
|----------|-----|----------------|----------|-----|----------------|----------|-----|----------------|-------------------------|-----|-----|----------------|--------------------|-----------------|-------|
| POS | NO | NAME | TIME | NO | NAME | TIME | NO | NAME | TIME | POS | NO | NAME | IDEAL | BEST | DIFF |
| | | | | | | | | | | | | | PERFECT LAP | 1:46.591 | |
| 1 | 26 | SAEZ | 41.064 | 36 | KROEZE | 40.956 | 26 | SAEZ | 24.571 | 1 | 26 | SAEZ | 1:46.861 | 1:47.341 | 0.480 |
| 2 | 47 | ARCHER | 41.619 | 47 | ARCHER | 41.102 | 52 | BOERBOOM | 24.863 | 2 | 47 | ARCHER | 1:47.731 | 1:48.251 | 0.520 |
| 3 | 52 | BOERBOOM | 41.968 | 42 | SLOOTEN | 41.159 | 36 | KROEZE | 24.925 | 3 | 52 | BOERBOOM | 1:48.239 | 1:48.441 | 0.202 |
| 4 | 12 | RENDELL | 42.042 | 61 | DUBBINK | 41.173 | 42 | SLOOTEN | 24.995 | 4 | 42 | SLOOTEN | 1:48.276 | 1:48.631 | 0.355 |
| 5 | 41 | ORGIS | 42.044 | 26 | SAEZ | 41.226 | 61 | DUBBINK | 24.995 | 5 | 36 | KROEZE | 1:48.323 | 1:48.345 | 0.022 |
| 6 | 19 | VITS | 42.120 | 12 | RENDELL | 41.405 | 47 | ARCHER | 25.010 | 6 | 61 | DUBBINK | 1:48.331 | 1:48.531 | 0.200 |
| 7 | 42 | SLOOTEN | 42.122 | 52 | BOERBOOM | 41.408 | 2 | BROUWERS | 25.080 | 7 | 19 | VITS | 1:48.771 | 1:49.146 | 0.375 |
| 8 | 61 | DUBBINK | 42.163 | 50 | DUPASQUIER | 41.427 | 19 | VITS | 25.188 | 8 | 12 | RENDELL | 1:48.779 | 1:48.923 | 0.144 |
| 9 | 49 | FREITAG | 42.233 | 19 | VITS | 41.463 | 41 | ORGIS | 25.253 | 9 | 41 | ORGIS | 1:48.884 | 1:49.302 | 0.418 |
| 10 | 50 | DUPASQUIER | 42.287 | 49 | FREITAG | 41.466 | 49 | FREITAG | 25.265 | 10 | 49 | FREITAG | 1:48.964 | 1:49.536 | 0.572 |
| 11 | 15 | McMANUS | 42.343 | 121 | MEGGLE | 41.480 | 44 | BEST | 25.271 | 11 | 2 | BROUWERS | 1:49.120 | 1:49.277 | 0.157 |
| 12 | 21 | KERR | 42.372 | 35 | LODGE | 41.516 | 12 | RENDELL | 25.332 | 12 | 50 | DUPASQUIER | 1:49.125 | 1:49.125 | 0.000 |
| 13 | 2 | BROUWERS | 42.393 | 43 | JESPERSEN | 41.553 | 35 | LODGE | 25.342 | 13 | 35 | LODGE | 1:49.353 | 1:49.383 | 0.030 |
| 14 | 36 | KROEZE | 42.442 | 69 | BOOTH-AMOS | 41.568 | 69 | BOOTH-AMOS | 25.369 | 14 | 69 | BOOTH-AMOS | 1:49.436 | 1:49.573 | 0.137 |
| 15 | 98 | VRIES | 42.493 | 41 | ORGIS | 41.587 | 50 | DUPASQUIER | 25.411 | 15 | 121 | MEGGLE | 1:49.541 | 1:49.623 | 0.082 |
| 16 | 35 | LODGE | 42.495 | 3 | ERHARD | 41.592 | 121 | MEGGLE | 25.463 | 16 | 44 | BEST | 1:49.735 | 1:50.201 | 0.466 |
| 17 | 69 | BOOTH-AMOS | 42.499 | 2 | BROUWERS | 41.647 | 21 | KERR | 25.494 | 17 | 15 | McMANUS | 1:49.795 | 1:50.027 | 0.232 |
| 18 | 30 | COOK | 42.528 | 152 | KONIG | 41.768 | 4 | GEIGER | 25.506 | 18 | 3 | ERHARD | 1:49.799 | 1:50.320 | 0.521 |
| 19 | 44 | BEST | 42.533 | 15 | McMANUS | 41.808 | 98 | VRIES | 25.524 | 19 | 43 | JESPERSEN | 1:49.810 | 1:50.159 | 0.349 |
| 20 | 152 | KONIG | 42.589 | 98 | VRIES | 41.830 | 3 | ERHARD | 25.566 | 20 | 98 | VRIES | 1:49.847 | 1:49.868 | 0.021 |
| 21 | 121 | MEGGLE | 42.598 | 44 | BEST | 41.931 | 152 | KONIG | 25.598 | 21 | 152 | KONIG | 1:49.955 | 1:49.980 | 0.025 |
| 22 | 43 | JESPERSEN | 42.613 | 45 | ORGIS | 41.960 | 15 | McMANUS | 25.644 | 22 | 21 | KERR | 1:50.035 | 1:50.432 | 0.397 |
| 23 | 3 | ERHARD | 42.641 | 4 | GEIGER | 42.107 | 43 | JESPERSEN | 25.644 | 23 | 4 | GEIGER | 1:50.287 | 1:50.287 | 0.000 |
| 24 | 4 | GEIGER | 42.674 | 21 | KERR | 42.169 | 45 | ORGIS | 25.735 | 24 | 30 | COOK | 1:50.791 | 1:50.992 | 0.201 |
| 25 | 37 | DUNNIK | 42.998 | 30 | COOK | 42.367 | 22 | RODINK | 25.790 | 25 | 45 | ORGIS | 1:50.795 | 1:50.795 | 0.000 |
| 26 | 9 | DOORAKKERS | 43.084 | 5 | SVARD | 42.528 | 37 | DUNNIK | 25.797 | 26 | 37 | DUNNIK | 1:51.401 | 1:51.625 | 0.224 |
| 27 | 45 | ORGIS | 43.100 | 37 | DUNNIK | 42.606 | 9 | DOORAKKERS | 25.836 | 27 | 9 | DOORAKKERS | 1:51.850 | 1:52.118 | 0.268 |
| 28 | 13 | KOFLER | 43.316 | 25 | INNERFORS | 42.801 | 30 | COOK | 25.896 | 28 | 13 | KOFLER | 1:52.245 | 1:52.500 | 0.255 |
| 29 | 66 | FRASER | 43.505 | 13 | KOFLER | 42.836 | 13 | KOFLER | 26.093 | 29 | 22 | RODINK | 1:52.289 | 1:52.589 | 0.300 |
| 30 | 22 | RODINK | 43.566 | 9 | DOORAKKERS | 42.930 | 6 | KARLSSON | 26.184 | 30 | 154 | FALCK | 1:52.868 | 1:52.930 | 0.062 |
| 31 | 154 | FALCK | 43.647 | 22 | RODINK | 42.933 | 25 | INNERFORS | 26.230 | 31 | 25 | INNERFORS | 1:52.975 | 1:53.278 | 0.303 |
| 32 | 54 | BURMAN | 43.652 | 154 | FALCK | 42.939 | 99 | CAMPBELL | 26.255 | 32 | 5 | SVARD | 1:52.976 | 1:52.976 | 0.000 |
| 33 | 23 | LLEWELLYN | 43.910 | 23 | LLEWELLYN | 43.188 | 5 | SVARD | 26.266 | 33 | 66 | FRASER | 1:53.365 | 1:53.792 | 0.427 |
| 34 | 25 | INNERFORS | 43.944 | 122 | MENDE | 43.195 | 154 | FALCK | 26.282 | 34 | 23 | LLEWELLYN | 1:53.543 | 1:53.982 | 0.439 |
| 35 | 122 | MENDE | 44.009 | 99 | CAMPBELL | 43.314 | 54 | BURMAN | 26.353 | 35 | 122 | MENDE | 1:53.636 | 1:53.683 | 0.047 |
| 36 | 99 | CAMPBELL | 44.180 | 66 | FRASER | 43.322 | 93 | LAWTON | 26.358 | 36 | 54 | BURMAN | 1:53.715 | 1:53.911 | 0.196 |
| 37 | 5 | SVARD | 44.182 | 6 | KARLSSON | 43.425 | 33 | CORREIA-LOUREN | 26.426 | 37 | 99 | CAMPBELL | 1:53.749 | 1:53.749 | 0.000 |
| 38 | 6 | KARLSSON | 44.245 | 11 | UHRE | 43.486 | 122 | MENDE | 26.432 | 38 | 6 | KARLSSON | 1:53.854 | 1:54.255 | 0.401 |
| 39 | 91 | ECKERT | 44.298 | 33 | CORREIA-LOUREN | 43.572 | 23 | LLEWELLYN | 26.445 | 39 | 33 | CORREIA-LOUREN | 1:54.524 | 1:55.048 | 0.524 |
| 40 | 11 | UHRE | 44.375 | 54 | BURMAN | 43.710 | 66 | FRASER | 26.538 | 40 | 11 | UHRE | 1:54.558 | 1:55.163 | 0.605 |
| 41 | 33 | CORREIA-LOUREN | 44.526 | 93 | LAWTON | 44.030 | 11 | UHRE | 26.697 | 41 | 93 | LAWTON | 1:55.360 | 1:55.984 | 0.624 |
| 42 | 48 | POTTER | 44.693 | 91 | ECKERT | 44.308 | 91 | ECKERT | 26.986 | 42 | 91 | ECKERT | 1:55.592 | 1:55.592 | 0.000 |
| 43 | 93 | LAWTON | 44.972 | 48 | POTTER | 45.211 | 48 | POTTER | 27.108 | 43 | 48 | POTTER | 1:57.012 | 1:57.012 | 0.000 |
| 44 | 17 | ADBRING | 45.384 | 17 | ADBRING | 45.646 | 113 | LOSCIALE | 27.725 | 44 | 17 | ADBRING | 1:59.089 | 1:59.432 | 0.343 |
| 45 | 113 | LOSCIALE | 46.346 | 113 | LOSCIALE | 45.892 | 17 | ADBRING | 28.059 | 45 | 113 | LOSCIALE | 1:59.963 | 2:00.035 | 0.072 |
| 46 | 147 | HOLE | 46.591 | 115 | JENSEN | 46.572 | 147 | HOLE | 28.421 | 46 | 147 | HOLE | 2:02.009 | 2:02.056 | 0.047 |
| 47 | 115 | JENSEN | 46.988 | 147 | HOLE | 46.997 | 115 | JENSEN | 28.829 | 47 | 115 | JENSEN | 2:02.389 | 2:02.389 | 0.000 |

Weather / Track : Bright / Dry

Assen

Circuit Length = 2.8222 miles

Start: 13:55 Flag 14:20 End: 14:22

Results can be found at www.tsl-timing.com

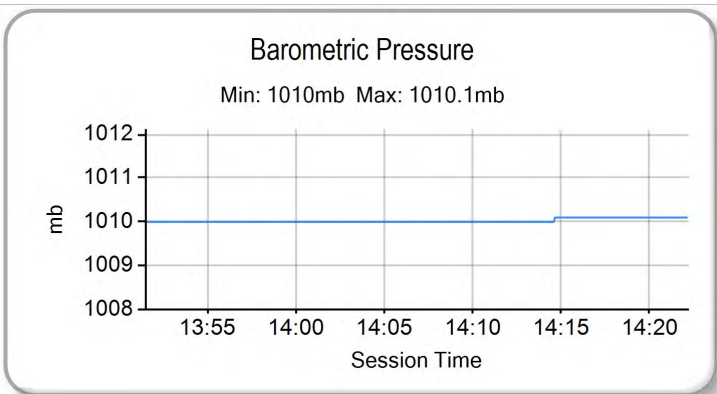
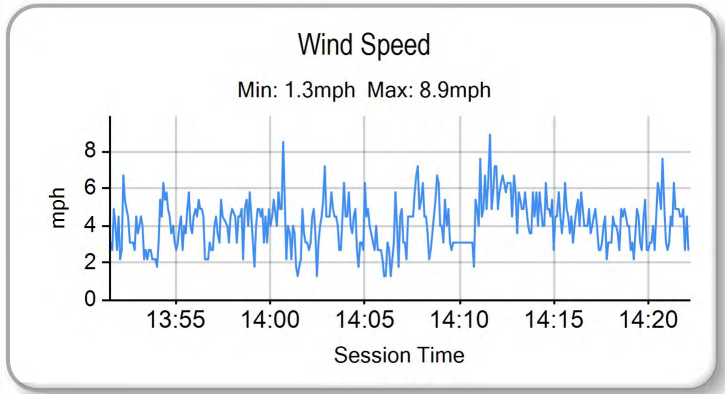
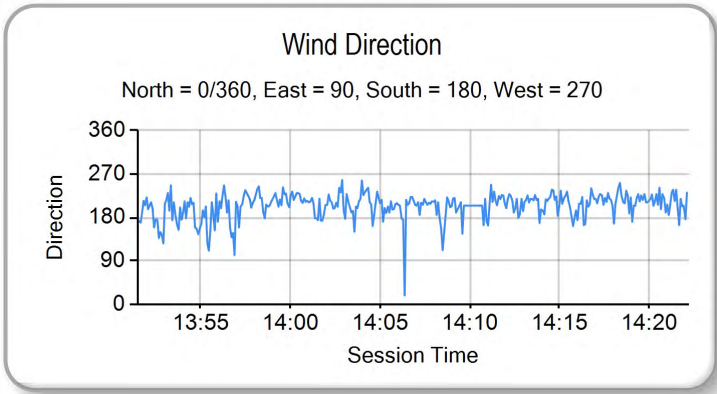
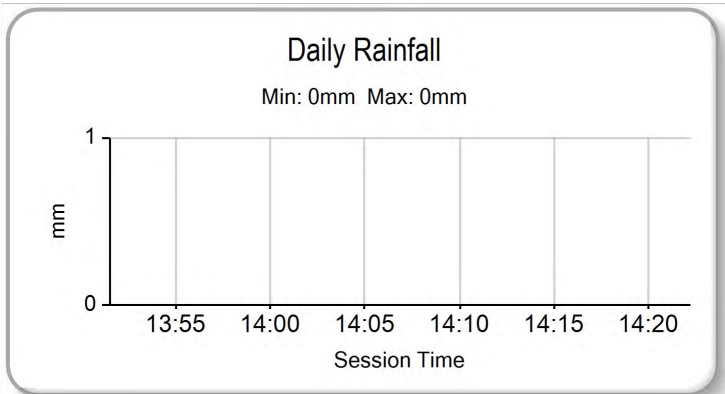
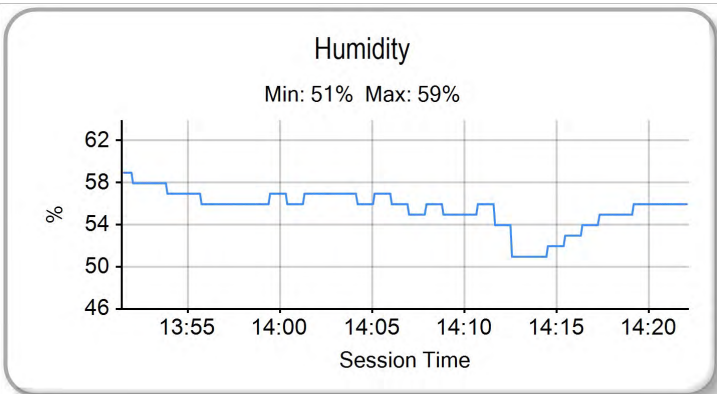
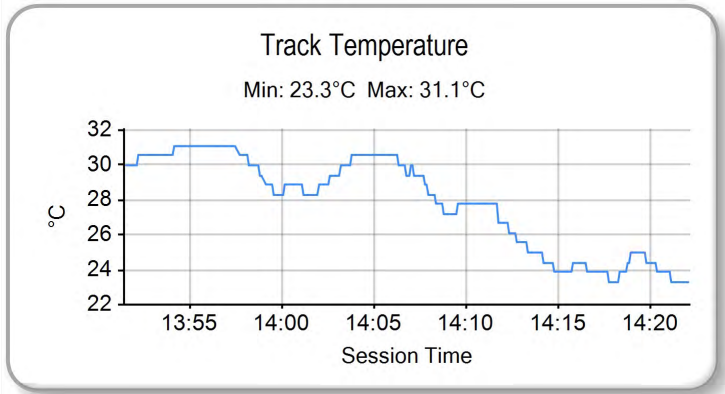
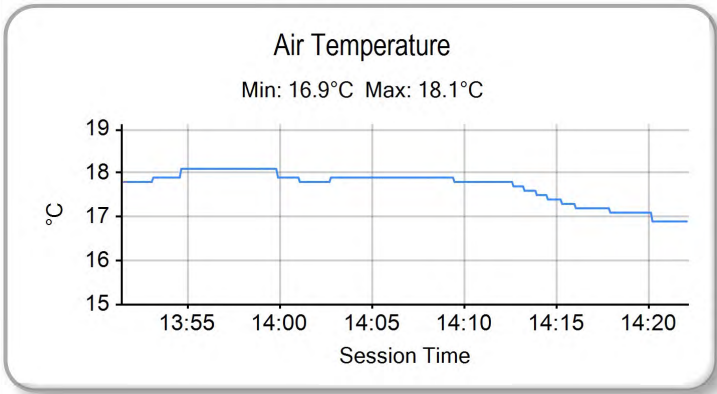
Printed - 14:24 Friday, 30 September 2016

MCRCB BULLETIN TK040

2016 MCE British Superbike Championship - Round 11

2016 HEL Performance British Motostar Moto 3 GP & ADAC NEC

QUALIFYING 1 - WEATHER CONDITIONS



Weather / Track : Bright / Dry

Results can be found at www.tsl-timing.com

Assen
Circuit Length = 2.8222 miles
Start: 13:55 Flag 14:20 End: 14:22

Printed - 14:24 Friday, 30 September 2016

QUALIFYING 1 - CLASSIFICATION



| POS | NO | CL | PIC NAME | NAT | ENTRY | TIME | ON | LAPS | GAP | DIFF | MPH |
|-----|-----|-----|-------------------------|-----|---|----------|----|------|-------|-------|-------|
| 1 | 26 | | Dani SAEZ | SPA | KTM - GA Competition | 1:47.341 | 11 | 11 | | | 94.65 |
| 2 | 47 | | Jake ARCHER | GBR | KTM FTR - City Lifting / RS Racing | 1:48.251 | 12 | 13 | 0.910 | 0.910 | 93.85 |
| 3 | 36 | AS | Sander KROEZE | NED | Honda - Ernst Dubbink Eveno Racing | 1:48.345 | 12 | 13 | 1.004 | 0.094 | 93.77 |
| 4 | 52 | | Jorel BOERBOOM | NED | Kalex KTM - FPW Racing | 1:48.441 | 11 | 13 | 1.100 | 0.096 | 93.69 |
| 5 | 61 | AGP | Ernst DUBBINK | NED | Honda - Ernst Dubbink Eveno Racing | 1:48.531 | 13 | 13 | 1.190 | 0.090 | 93.61 |
| 6 | 42 | | Brian SLOOTEN | NED | Bakker Honda - Bakker Frame Racing | 1:48.631 | 13 | 14 | 1.290 | 0.100 | 93.52 |
| 7 | 12 | | Edward RENDELL | GBR | Ten Kate Honda - Banks Racing | 1:48.923 | 5 | 11 | 1.582 | 0.292 | 93.27 |
| 8 | 50 | AGP | Jason DUPASQUIER | SWI | KTM - KTM Swiss Junior Team | 1:49.125 | 6 | 12 | 1.784 | 0.202 | 93.10 |
| 9 | 19 | AS | Sasha de VITS | BEL | Honda - DV1 RacingTeam | 1:49.146 | 3 | 14 | 1.805 | 0.021 | 93.08 |
| 10 | 2 | | Mike BROUWERS | NED | Husqvarna - Joma / Brouwersracingteam | 1:49.277 | 6 | 13 | 1.936 | 0.131 | 92.97 |
| 11 | 41 | AS | Kevin ORGIS | GER | Honda - Kiefer Racing | 1:49.302 | 13 | 14 | 1.961 | 0.025 | 92.95 |
| 12 | 35 | | Elliot LODGE | GBR | Honda - Essential Team Racing / SP125 | 1:49.383 | 12 | 13 | 2.042 | 0.081 | 92.88 |
| 13 | 49 | AS | Philipp FREITAG | GER | Honda - FKoch Rennsport & Hannes Allwardt | 1:49.536 | 8 | 13 | 2.195 | 0.153 | 92.75 |
| 14 | 69 | | Tom BOOTH-AMOS | GBR | Tigcraft - FAB Racing | 1:49.573 | 10 | 10 | 2.232 | 0.037 | 92.72 |
| 15 | 121 | AS | Matthias MEGGLE | GER | Honda - Dynavolt Intact GP Junior Team | 1:49.623 | 13 | 13 | 2.282 | 0.050 | 92.68 |
| 16 | 98 | | Tomas de VRIES | NED | Honda - DAT Racing | 1:49.868 | 12 | 12 | 2.527 | 0.245 | 92.47 |
| 17 | 152 | AS | Oliver KONIG | CZE | Honda - | 1:49.980 | 13 | 14 | 2.639 | 0.112 | 92.38 |
| 18 | 15 | | Eugene McMANUS | GBR | KTM - M.V. Commercial | 1:50.027 | 6 | 12 | 2.686 | 0.047 | 92.34 |
| 19 | 43 | AS | Simon JESPERSEN | DEN | Honda - | 1:50.159 | 11 | 12 | 2.818 | 0.132 | 92.23 |
| 20 | 44 | | Edmund BEST | GBR | KTM - SymCirrus Motorsport | 1:50.201 | 13 | 13 | 2.860 | 0.042 | 92.19 |
| 21 | 4 | AS | Dirk GEIGER | GER | Honda - Kiefer Racing | 1:50.287 | 6 | 12 | 2.946 | 0.086 | 92.12 |
| 22 | 3 | AS | Toni ERHARD | GER | Honda - Kiefer Racing | 1:50.320 | 5 | 14 | 2.979 | 0.033 | 92.09 |
| 23 | 21 | | Richard KERR | GBR | KTM - North West Racing | 1:50.432 | 13 | 13 | 3.091 | 0.112 | 92.00 |
| 24 | 45 | AS | Leon ORGIS | GER | Honda - Kiefer Racing | 1:50.795 | 5 | 7 | 3.454 | 0.363 | 91.70 |
| 25 | 30 | | Max COOK | GBR | Repli-Cast - Repli-Cast UK Racing | 1:50.992 | 7 | 13 | 3.651 | 0.197 | 91.53 |
| 26 | 37 | AS | Rick DUNNIK | NED | Honda - HD Racing | 1:51.625 | 12 | 13 | 4.284 | 0.633 | 91.02 |
| 27 | 9 | OGP | Ruben DOORAKKERS | NED | Honda - | 1:52.118 | 12 | 12 | 4.777 | 0.493 | 90.62 |
| 28 | 13 | AGP | Maximilian KOFLER | AUT | KTM - MSV Schwanenstadt | 1:52.500 | 12 | 13 | 5.159 | 0.382 | 90.31 |
| 29 | 22 | | Tasia RODINK | NED | Honda - GA Competition | 1:52.589 | 3 | 9 | 5.248 | 0.089 | 90.24 |
| 30 | 154 | AS | Lukas FALCK | DEN | Honda - | 1:52.930 | 13 | 13 | 5.589 | 0.341 | 89.96 |
| 31 | 5 | | William SVARD | SWE | Honda - Nordgren Racing | 1:52.976 | 12 | 12 | 5.635 | 0.046 | 89.93 |
| 32 | 25 | AGP | Johanna INNERFORS | SWE | Honda - | 1:53.278 | 12 | 13 | 5.937 | 0.302 | 89.69 |
| 33 | 122 | AS | Marie MENDE | GER | Honda - MM-Racing | 1:53.683 | 6 | 13 | 6.342 | 0.405 | 89.37 |
| 34 | 99 | | Stephen CAMPBELL | GBR | Honda - Campbell Racing | 1:53.749 | 10 | 11 | 6.408 | 0.066 | 89.32 |
| 35 | 66 | | Cameron FRASER | GBR | Kalex KTM - FPW Racing | 1:53.792 | 13 | 13 | 6.451 | 0.043 | 89.28 |
| 36 | 54 | | Sam BURMAN | GBR | KTM - TeamWNT / Burman Racing | 1:53.911 | 13 | 13 | 6.570 | 0.119 | 89.19 |
| 37 | 23 | | Sam LLEWELLYN | GBR | Honda - Mammoth Motorsport | 1:53.982 | 13 | 13 | 6.641 | 0.071 | 89.13 |
| 38 | 6 | | Lukas KARLSSON | SWE | Honda - Nordgren Racing | 1:54.255 | 12 | 13 | 6.914 | 0.273 | 88.92 |
| 39 | 33 | | Miguel CORREIA-LOURENCO | NED | Kalex KTM - Racing Team Noord NL | 1:55.048 | 12 | 13 | 7.707 | 0.793 | 88.31 |
| 40 | 11 | AS | Lotte UHRE | DEN | Honda - | 1:55.163 | 9 | 10 | 7.822 | 0.115 | 88.22 |
| 41 | 91 | AS | Patrick ECKERT | GER | Honda - | 1:55.592 | 12 | 13 | 8.251 | 0.429 | 87.89 |
| 42 | 93 | | Steve LAWTON | GBR | Honda - Cresswell Racing | 1:55.984 | 5 | 10 | 8.643 | 0.392 | 87.59 |
| 43 | 48 | | Ewan POTTER | GBR | Honda - | 1:57.012 | 11 | 11 | 9.671 | 1.028 | 86.83 |

QUALIFYING LAPTIME (110.0% of 1:47.341) = 1:58.075

| | | | | | | | | | | | |
|----|-----|-----|-----------------------|-----|---------------------------|----------|----|----|--------|-------|-------|
| 44 | 17 | AS | 16 Anna ADBRING | SWE | Honda - KOAN Event Racing | 1:59.432 | 12 | 12 | 12.091 | 2.420 | 85.07 |
| 45 | 113 | OGP | 2 Sebastian LOSCIALE | SWE | Honda - | 2:00.035 | 12 | 13 | 12.694 | 0.603 | 84.64 |
| 46 | 147 | AS | 17 Phillip HOLE | DEN | Honda - 3S ApS | 2:02.056 | 12 | 12 | 14.715 | 2.021 | 83.24 |
| 47 | 115 | AS | 18 Oliver Lind JENSEN | DEN | Honda - | 2:02.389 | 4 | 5 | 15.048 | 0.333 | 83.01 |

Assen

Circuit Length = 2.8222 miles

Start: 13:55 Flag 14:20 End: 14:22

Weather / Track : Bright / Dry

These results are provisional until the conclusion of any judicial and technical matters.

| | | |
|-----------------|------------|--------------|
| Race Director : | Stewards : | Timekeeper : |
| | | |

Results can be found at www.britishsuperbike.com

Printed - 14:22 Friday, 30 September 2016

MCRCB BULLETIN TK037

2016 MCE British Superbike Championship - Round 11

2016 HEL Performance British Motostar Moto 3 GP & ADAC NEC

QUALIFYING 1 - SECTOR ANALYSIS

SECTOR 1 = FL to I1, SECTOR 2 = I1 to I2, SECTOR 3 = I2 to FL, DIFF = Difference To Personal Best Lap, P = Crossed Finish Line in Pit Lane, D = Time Disallowed

| P1 26 Dani SAEZ | | KTM - GA Competition | | | | | | | |
|---------------------------|---------------|--------------------------|---------------|--------------------|--------------|---------------------|--------------|----------|---------------------|
| IDEAL LAP TIME : 1:46.861 | | BEST LAP TIME : 1:47.341 | | DIFFERENCE : 0.480 | | | | | |
| LAP | SECTOR 1 | SECTOR 2 | SECTOR 3 | LAP TIME | MPH | DIFF | TIME OF DAY | | |
| 1 - | OUTLAP | 124.5 | 43.207 | 25.922 | 108.5 | | 13:57:21.267 | | |
| 2 - | 42.259 | 124.2 | 42.181 | 24.933 | 108.3 | 1:49.373 | 92.89 | 2.032 | 13:59:10.640 |
| 3 - | 43.468 | 102.7 | 42.314 | 24.990 | 109.3 | 1:50.772 | 91.72 | 3.431 | 14:01:01.412 |
| 4 - | 41.391 | 126.8 | 42.018 | 25.016 | 107.0 | 1:48.425 | 93.70 | 1.084 | 14:02:49.837 |
| 5 - | 41.658 | 124.2 | 41.385 | 24.864 | 109.6 | 1:47.907 | 94.15 | 0.566 | 14:04:37.744 |
| 6 - | 41.509 | 124.7 | 41.583 | 24.571 | 109.1 | 1:47.663 (3) | 94.37 | 0.322 | 14:06:25.407 |
| 7 - | 41.293 | 122.9 | 41.735 | 24.856 | 108.3 | 1:47.884 | 94.17 | 0.543 | 14:08:13.291 |
| 8 - | 43.776 | 123.5 | 42.283 | IN PIT | | 1:59.277 P | 85.18 | 11.936 | 14:10:12.568 |
| 9 - | OUTLAP | 122.4 | 42.319 | 25.420 | 107.2 | 6:14.057 | 27.16 | 4:26.716 | 14:16:26.625 |
| 10 - | 41.470 | 125.4 | 41.226 | 24.786 | 109.1 | 1:47.482 (2) | 94.52 | 0.141 | 14:18:14.107 |
| 11 - | 41.064 | 125.6 | 41.335 | 24.942 | 108.3 | 1:47.341 (1) | 94.65 | | 14:20:01.448 |

| P2 47 Jake ARCHER | | KTM FTR - City Lifting / RS Racing | | | | | | | |
|---------------------------|---------------|------------------------------------|---------------|--------------------|--------------|---------------------|--------------|----------|---------------------|
| IDEAL LAP TIME : 1:47.731 | | BEST LAP TIME : 1:48.251 | | DIFFERENCE : 0.520 | | | | | |
| LAP | SECTOR 1 | SECTOR 2 | SECTOR 3 | LAP TIME | MPH | DIFF | TIME OF DAY | | |
| 1 - | OUTLAP | 122.6 | 44.574 | 26.182 | 107.5 | | 13:58:10.379 | | |
| 2 - | 43.070 | 123.3 | 42.056 | 26.707 | 104.7 | 1:51.833 | 90.85 | 3.582 | 14:00:02.212 |
| 3 - | 42.262 | 125.4 | 42.407 | 25.328 | 106.5 | 1:49.997 | 92.36 | 1.746 | 14:01:52.209 |
| 4 - | 41.826 | 121.3 | 41.781 | 25.343 | 106.7 | 1:48.950 (2) | 93.25 | 0.699 | 14:03:41.159 |
| 5 - | 41.714 | 121.5 | 41.736 | 25.550 | 106.7 | 1:49.000 (3) | 93.21 | 0.749 | 14:05:30.159 |
| 6 - | 42.751 | 117.7 | 43.655 | IN PIT | | 2:00.181 P | 84.54 | 11.930 | 14:07:30.340 |
| 7 - | OUTLAP | 121.7 | 42.411 | 25.281 | 106.7 | 3:08.919 | 53.78 | 1:20.668 | 14:10:39.259 |
| 8 - | 42.176 | 121.7 | 41.754 | 26.038 | 107.5 | 1:49.968 | 92.39 | 1.717 | 14:12:29.227 |
| 9 - | 41.839 | 122.4 | 42.127 | 25.380 | 107.5 | 1:49.346 | 92.91 | 1.095 | 14:14:18.573 |
| 10 - | 42.151 | 121.7 | 41.509 | 25.788 | 106.7 | 1:49.448 | 92.83 | 1.197 | 14:16:08.021 |
| 11 - | 41.619 | 122.6 | 41.238 | 26.268 | 106.2 | 1:49.125 | 93.10 | 0.874 | 14:17:57.146 |
| 12 - | 42.139 | 123.1 | 41.102 | 25.010 | 107.5 | 1:48.251 (1) | 93.85 | | 14:19:45.397 |
| 13 - | 42.702 | 122.9 | 41.844 | 25.170 | 107.2 | 1:49.716 | 92.60 | 1.465 | 14:21:35.113 |

| P3 36 AS Sander KROEZE | | Honda - Ernst Dubbink Eveno Racing | | | | | | | |
|---------------------------|---------------|------------------------------------|---------------|--------------------|--------------|---------------------|--------------|--------|---------------------|
| IDEAL LAP TIME : 1:48.323 | | BEST LAP TIME : 1:48.345 | | DIFFERENCE : 0.022 | | | | | |
| LAP | SECTOR 1 | SECTOR 2 | SECTOR 3 | LAP TIME | MPH | DIFF | TIME OF DAY | | |
| 1 - | | 117.9 | 44.917 | 26.895 | 102.8 | | 13:56:58.162 | | |
| 2 - | 43.618 | 117.1 | 42.971 | 25.794 | 102.6 | 1:52.383 | 90.40 | 4.038 | 13:58:50.545 |
| 3 - | 43.397 | 118.9 | 42.070 | 25.541 | 103.5 | 1:51.008 | 91.52 | 2.663 | 14:00:41.553 |
| 4 - | 42.960 | 118.3 | 42.135 | 25.657 | 102.8 | 1:50.752 | 91.73 | 2.407 | 14:02:32.305 |
| 5 - | 48.832 | 119.6 | 42.980 | IN PIT | | 2:02.930 P | 82.65 | 14.585 | 14:04:35.235 |
| 6 - | OUTLAP | 117.3 | 41.917 | 25.627 | 102.1 | 2:38.764 | 63.99 | 50.419 | 14:07:13.999 |
| 7 - | 43.010 | 117.1 | 41.809 | 25.341 | 102.6 | 1:50.160 | 92.23 | 1.815 | 14:09:04.159 |
| 8 - | 43.081 | 116.9 | 41.761 | 25.390 | 103.8 | 1:50.232 | 92.17 | 1.887 | 14:10:54.391 |
| 9 - | 42.513 | 118.1 | 41.466 | 25.213 | 105.0 | 1:49.192 (3) | 93.04 | 0.847 | 14:12:43.583 |
| 10 - | 50.263 | 116.3 | 41.826 | 25.504 | 104.0 | 1:57.593 | 86.40 | 9.248 | 14:14:41.176 |
| 11 - | 42.836 | 117.9 | 41.037 | 25.452 | 103.5 | 1:49.325 | 92.93 | 0.980 | 14:16:30.501 |
| 12 - | 42.464 | 119.4 | 40.956 | 24.925 | 105.2 | 1:48.345 (1) | 93.77 | | 14:18:18.846 |
| 13 - | 42.442 | 120.6 | 41.369 | 25.265 | 103.5 | 1:49.076 (2) | 93.14 | 0.731 | 14:20:07.922 |

| P4 52 Jorel BOERBOOM | | Kalex KTM - FPW Racing | | | | | | | |
|---------------------------|----------|--------------------------|----------|--------------------|--------------|------------|--------------|----------|--------------|
| IDEAL LAP TIME : 1:48.239 | | BEST LAP TIME : 1:48.441 | | DIFFERENCE : 0.202 | | | | | |
| LAP | SECTOR 1 | SECTOR 2 | SECTOR 3 | LAP TIME | MPH | DIFF | TIME OF DAY | | |
| 1 - | OUTLAP | 119.4 | 44.635 | 26.900 | 105.2 | | 13:57:11.074 | | |
| 2 - | 43.005 | 123.5 | 42.931 | 25.336 | 108.3 | 1:51.272 | 91.30 | 2.831 | 13:59:02.346 |
| 3 - | 42.655 | 126.6 | 42.207 | 25.257 | 107.2 | 1:50.119 | 92.26 | 1.678 | 14:00:52.465 |
| 4 - | 45.025 | 103.4 | 44.170 | IN PIT | | 2:06.476 P | 80.33 | 18.035 | 14:02:58.941 |
| 5 - | OUTLAP | 122.9 | 43.280 | 25.552 | 107.5 | 3:32.135 | 47.89 | 1:43.694 | 14:06:31.076 |
| 6 - | 42.264 | 124.2 | 42.073 | 24.863 | 108.0 | 1:49.200 | 93.04 | 0.759 | 14:08:20.276 |
| 7 - | 42.436 | 123.3 | 41.858 | 25.555 | 108.5 | 1:49.849 | 92.49 | 1.408 | 14:10:10.125 |
| 8 - | 42.249 | 122.6 | 41.529 | 24.976 | 107.5 | 1:48.754 | 93.42 | 0.313 | 14:11:58.879 |

Weather / Track : Bright / Dry

Assen

Circuit Length = 2.8222 miles

Start: 13:55 Flag 14:20 End: 14:22

MCRCB BULLETIN TK037

2016 MCE British Superbike Championship - Round 11

2016 HEL Performance British Motostar Moto 3 GP & ADAC NEC

QUALIFYING 1 - SECTOR ANALYSIS

SECTOR 1 = FL to I1, SECTOR 2 = I1 to I2, SECTOR 3 = I2 to FL, DIFF = Difference To Personal Best Lap, P = Crossed Finish Line in Pit Lane, D = Time Disallowed

| | | | | | | | | | |
|-------------|---------------|-------|---------------|--------|-------|---------------------|--------------|-------|---------------------|
| 9 - | 42.211 | 122.9 | 41.882 | 25.043 | 106.7 | 1:49.136 | 93.09 | 0.695 | 14:13:48.015 |
| 10 - | 43.702 | 122.0 | 42.040 | 25.697 | 108.0 | 1:51.439 | 91.17 | 2.998 | 14:15:39.454 |
| 11 - | 41.968 | 125.4 | 41.408 | 25.065 | 107.2 | 1:48.441 (1) | 93.69 | | 14:17:27.895 |
| 12 - | 42.065 | 121.7 | 41.447 | 25.067 | 108.0 | 1:48.579 (2) | 93.57 | 0.138 | 14:19:16.474 |
| 13 - | 42.149 | 122.4 | 41.460 | 25.123 | 107.5 | 1:48.732 (3) | 93.44 | 0.291 | 14:21:05.206 |

| P5 61 AGP Ernst DUBBINK | | Honda - Ernst Dubbink Eveno Racing | | | | | | | |
|--------------------------------|---------------|------------------------------------|---------------|--------------------|--------------|---------------------|--------------|--------|---------------------|
| IDEAL LAP TIME : 1:48.331 | | BEST LAP TIME : 1:48.531 | | DIFFERENCE : 0.200 | | | | | |
| LAP | SECTOR 1 | SECTOR 2 | SECTOR 3 | LAP TIME | MPH | DIFF | TIME OF DAY | | |
| 1 - | | 118.3 | 43.123 | 25.656 | 103.3 | | | | 13:56:53.827 |
| 2 - | 43.042 | 118.1 | 42.133 | 25.122 | 105.5 | 1:50.297 | 92.11 | 1.766 | 13:58:44.124 |
| 3 - | 42.380 | 121.1 | 41.612 | 25.145 | 106.0 | 1:49.137 | 93.09 | 0.606 | 14:00:33.261 |
| 4 - | 42.315 | 120.6 | 41.588 | 25.015 | 105.2 | 1:48.918 (2) | 93.28 | 0.387 | 14:02:22.179 |
| 5 - | 42.402 | 118.9 | 44.537 | IN PIT | | 2:01.584 P | 83.56 | 13.053 | 14:04:23.763 |
| 6 - | OUTLAP | 118.5 | 42.243 | 25.671 | 101.4 | 2:39.139 | 63.84 | 50.608 | 14:07:02.902 |
| 7 - | 43.466 | 118.1 | 42.109 | 25.116 | 104.7 | 1:50.691 | 91.78 | 2.160 | 14:08:53.593 |
| 8 - | 42.715 | 120.2 | 41.633 | 24.995 | 106.0 | 1:49.343 | 92.92 | 0.812 | 14:10:42.936 |
| 9 - | 42.322 | 121.1 | 41.509 | 25.184 | 105.7 | 1:49.015 (3) | 93.19 | 0.484 | 14:12:31.951 |
| 10 - | 42.384 | 117.1 | 42.788 | 25.300 | 105.2 | 1:50.472 | 91.97 | 1.941 | 14:14:22.423 |
| 11 - | 42.419 | 121.7 | 41.566 | 25.646 | 105.2 | 1:49.631 | 92.67 | 1.100 | 14:16:12.054 |
| 12 - | 56.057 | 117.9 | 41.602 | 24.995 | 106.0 | 2:02.654 | 82.83 | 14.123 | 14:18:14.708 |
| 13 - | 42.163 | 122.0 | 41.173 | 25.195 | 105.5 | 1:48.531 (1) | 93.61 | | 14:20:03.239 |

| P6 42 Brian SLOOTEN | | Bakker Honda - Bakker Frame Racing | | | | | | | |
|----------------------------|---------------|------------------------------------|---------------|--------------------|--------------|---------------------|--------------|-------|---------------------|
| IDEAL LAP TIME : 1:48.276 | | BEST LAP TIME : 1:48.631 | | DIFFERENCE : 0.355 | | | | | |
| LAP | SECTOR 1 | SECTOR 2 | SECTOR 3 | LAP TIME | MPH | DIFF | TIME OF DAY | | |
| 1 - | OUTLAP | 118.7 | 43.276 | 26.297 | 105.0 | | | | 13:57:20.429 |
| 2 - | 43.289 | 121.1 | 42.319 | 25.147 | 106.2 | 1:50.755 | 91.73 | 2.124 | 13:59:11.184 |
| 3 - | 42.878 | 121.5 | 41.935 | 25.428 | 105.2 | 1:50.241 | 92.16 | 1.610 | 14:01:01.425 |
| 4 - | 42.572 | 122.6 | 42.007 | 25.278 | 105.2 | 1:49.857 | 92.48 | 1.226 | 14:02:51.282 |
| 5 - | 42.271 | 120.4 | 42.324 | 25.314 | 105.7 | 1:49.909 | 92.44 | 1.278 | 14:04:41.191 |
| 6 - | 42.198 | 123.1 | 42.088 | 25.148 | 105.2 | 1:49.434 | 92.84 | 0.803 | 14:06:30.625 |
| 7 - | 42.548 | 118.9 | 41.885 | 25.089 | 105.2 | 1:49.522 | 92.76 | 0.891 | 14:08:20.147 |
| 8 - | 42.710 | 123.8 | 41.858 | 25.348 | 106.5 | 1:49.916 | 92.43 | 1.285 | 14:10:10.063 |
| 9 - | 42.578 | 120.4 | 41.496 | 25.075 | 106.7 | 1:49.149 | 93.08 | 0.518 | 14:11:59.212 |
| 10 - | 42.122 | 122.4 | 41.817 | 25.113 | 106.0 | 1:49.052 (3) | 93.16 | 0.421 | 14:13:48.264 |
| 11 - | 42.520 | 118.3 | 42.595 | 25.414 | 105.7 | 1:50.529 | 91.92 | 1.898 | 14:15:38.793 |
| 12 - | 42.601 | 118.1 | 41.662 | 25.069 | 106.0 | 1:49.332 | 92.92 | 0.701 | 14:17:28.125 |
| 13 - | 42.264 | 121.7 | 41.159 | 25.208 | 105.2 | 1:48.631 (1) | 93.52 | | 14:19:16.756 |
| 14 - | 42.337 | 121.7 | 41.356 | 24.995 | 106.5 | 1:48.688 (2) | 93.48 | 0.057 | 14:21:05.444 |

| P7 12 Edward RENDELL | | Ten Kate Honda - Banks Racing | | | | | | | |
|-----------------------------|---------------|-------------------------------|---------------|--------------------|--------------|---------------------|--------------|----------|---------------------|
| IDEAL LAP TIME : 1:48.779 | | BEST LAP TIME : 1:48.923 | | DIFFERENCE : 0.144 | | | | | |
| LAP | SECTOR 1 | SECTOR 2 | SECTOR 3 | LAP TIME | MPH | DIFF | TIME OF DAY | | |
| 1 - | OUTLAP | 114.1 | 43.455 | 26.151 | 103.5 | | | | 13:58:08.200 |
| 2 - | 43.620 | 115.7 | 42.618 | 25.580 | 103.5 | 1:51.818 | 90.86 | 2.895 | 14:00:00.018 |
| 3 - | 43.484 | 115.3 | 42.470 | 25.646 | 101.4 | 1:51.600 | 91.04 | 2.677 | 14:01:51.618 |
| 4 - | 42.662 | 117.3 | 41.710 | 25.430 | 104.5 | 1:49.802 | 92.53 | 0.879 | 14:03:41.420 |
| 5 - | 42.042 | 118.5 | 41.405 | 25.476 | 104.7 | 1:48.923 (1) | 93.27 | | 14:05:30.343 |
| 6 - | 42.249 | 118.3 | 42.034 | 25.332 | 102.6 | 1:49.615 (2) | 92.68 | 0.692 | 14:07:19.958 |
| 7 - | 42.634 | 115.5 | 42.131 | IN PIT | | 1:57.603 P | 86.39 | 8.680 | 14:09:17.561 |
| 8 - | OUTLAP | 115.3 | 42.155 | 25.510 | 101.6 | 5:37.533 | 30.10 | 3:48.610 | 14:14:55.094 |
| 9 - | 43.017 | 116.9 | 41.883 | 25.552 | 100.9 | 1:50.452 | 91.98 | 1.529 | 14:16:45.546 |
| 10 - | 42.643 | 116.7 | 41.845 | 25.409 | 102.6 | 1:49.897 | 92.45 | 0.974 | 14:18:35.443 |
| 11 - | 42.309 | 118.7 | 41.584 | 25.845 | 102.1 | 1:49.738 (3) | 92.58 | 0.815 | 14:20:25.181 |

| P8 50 AGP Jason DUPASQUIER | | KTM - KTM Swiss Junior Team | | | | | | | |
|-----------------------------------|----------|-----------------------------|----------|--------------------|-------|------|-------------|--|--------------|
| IDEAL LAP TIME : 1:49.125 | | BEST LAP TIME : 1:49.125 | | DIFFERENCE : 0.000 | | | | | |
| LAP | SECTOR 1 | SECTOR 2 | SECTOR 3 | LAP TIME | MPH | DIFF | TIME OF DAY | | |
| 1 - | OUTLAP | 120.0 | 44.977 | 26.244 | 103.3 | | | | 13:56:59.452 |

Weather / Track : Bright / Dry

Assen

Circuit Length = 2.8222 miles

Start: 13:55 Flag 14:20 End: 14:22

MCRCB BULLETIN TK037

2016 MCE British Superbike Championship - Round 11

2016 HEL Performance British Motostar Moto 3 GP & ADAC NEC

QUALIFYING 1 - SECTOR ANALYSIS

SECTOR 1 = FL to I1, SECTOR 2 = I1 to I2, SECTOR 3 = I2 to FL, DIFF = Difference To Personal Best Lap, P = Crossed Finish Line in Pit Lane, D = Time Disallowed

| | | | | | | | | | |
|------|---------------|--------------|---------------|---------------|--------------|---------------------|--------------|----------|---------------------|
| 2 - | 43.527 | 123.8 | 42.466 | 25.608 | 106.0 | 1:51.601 | 91.04 | 2.476 | 13:58:51.053 |
| 3 - | 42.735 | 124.0 | 41.890 | 25.496 | 104.5 | 1:50.121 (2) | 92.26 | 0.996 | 14:00:41.174 |
| 4 - | 54.902 | 75.9 | 45.650 | 26.274 | 106.5 | 2:06.826 | 80.11 | 17.701 | 14:02:48.000 |
| 5 - | 42.657 | 123.3 | 42.051 | 25.575 | 107.0 | 1:50.283 (3) | 92.12 | 1.158 | 14:04:38.283 |
| 6 - | 42.287 | 124.9 | 41.427 | 25.411 | 107.5 | 1:49.125 (1) | 93.10 | | 14:06:27.408 |
| 7 - | 42.462 | 121.5 | 41.682 | IN PIT | | 1:57.985 P | 86.11 | 8.860 | 14:08:25.393 |
| 8 - | OUTLAP | 122.4 | 42.736 | 25.577 | 103.5 | 3:36.534 | 46.92 | 1:47.409 | 14:12:01.927 |
| 9 - | 43.235 | 122.0 | 41.598 | 25.714 | 106.2 | 1:50.547 | 91.90 | 1.422 | 14:13:52.474 |
| 10 - | 43.250 | 121.7 | 44.544 | IN PIT | | 2:03.775 P | 82.08 | 14.650 | 14:15:56.249 |
| 11 - | OUTLAP | 122.2 | 42.267 | 25.591 | 106.5 | 3:06.696 | 54.42 | 1:17.571 | 14:19:02.945 |
| 12 - | 42.657 | 122.4 | 42.526 | 25.962 | 102.8 | 1:51.145 | 91.41 | 2.020 | 14:20:54.090 |

| P9 19 AS Sasha de VITS | | | | Honda - DV1 RacingTeam | | | | | |
|---------------------------|---------------|--------------------------|---------------|------------------------|--------------|---------------------|--------------|--------|---------------------|
| IDEAL LAP TIME : 1:48.771 | | BEST LAP TIME : 1:49.146 | | DIFFERENCE : 0.375 | | | | | |
| LAP | SECTOR 1 | SECTOR 2 | SECTOR 3 | LAP TIME | MPH | DIFF | TIME OF DAY | | |
| 1 - | OUTLAP | 119.1 | 43.271 | 25.797 | 103.3 | | 13:56:54.191 | | |
| 2 - | 42.915 | 120.4 | 42.177 | 25.188 | 106.0 | 1:50.280 | 92.13 | 1.134 | 13:58:44.471 |
| 3 - | 42.427 | 120.6 | 41.463 | 25.256 | 105.5 | 1:49.146 (1) | 93.08 | | 14:00:33.617 |
| 4 - | 42.348 | 120.2 | 41.721 | 25.303 | 106.2 | 1:49.372 (3) | 92.89 | 0.226 | 14:02:22.989 |
| 5 - | 42.477 | 117.1 | 44.978 | IN PIT | | 2:02.763 P | 82.76 | 13.617 | 14:04:25.752 |
| 6 - | OUTLAP | 118.3 | 41.792 | 25.419 | 105.0 | 2:13.429 | 76.14 | 24.283 | 14:06:39.181 |
| 7 - | 42.377 | 117.3 | 41.929 | 25.441 | 106.0 | 1:49.747 | 92.57 | 0.601 | 14:08:28.928 |
| 8 - | 42.353 | 118.1 | 41.597 | 25.352 | 106.2 | 1:49.302 (2) | 92.95 | 0.156 | 14:10:18.230 |
| 9 - | 42.574 | 117.3 | 42.446 | 25.476 | 105.5 | 1:50.496 | 91.95 | 1.350 | 14:12:08.726 |
| 10 - | 42.120 | 120.6 | 41.954 | 25.462 | 105.2 | 1:49.536 | 92.75 | 0.390 | 14:13:58.262 |
| 11 - | 42.161 | 117.5 | 41.827 | 26.104 | 103.3 | 1:50.092 | 92.28 | 0.946 | 14:15:48.354 |
| 12 - | 42.180 | 118.7 | 41.717 | 25.624 | 104.2 | 1:49.521 | 92.76 | 0.375 | 14:17:37.875 |
| 13 - | 42.337 | 117.7 | 41.519 | 26.024 | 105.7 | 1:49.880 | 92.46 | 0.734 | 14:19:27.755 |
| 14 - | 42.358 | 119.1 | 42.133 | 25.381 | 105.5 | 1:49.872 | 92.47 | 0.726 | 14:21:17.627 |

| P10 2 Mike BROUWERS | | | | Husqvarna - Joma / Brouwersracingteam | | | | | |
|---------------------------|---------------|--------------------------|---------------|---------------------------------------|--------------|---------------------|--------------|--------|---------------------|
| IDEAL LAP TIME : 1:49.120 | | BEST LAP TIME : 1:49.277 | | DIFFERENCE : 0.157 | | | | | |
| LAP | SECTOR 1 | SECTOR 2 | SECTOR 3 | LAP TIME | MPH | DIFF | TIME OF DAY | | |
| 1 - | OUTLAP | 117.1 | 44.294 | 26.264 | 102.8 | | 13:57:11.931 | | |
| 2 - | 43.859 | 117.9 | 42.931 | 25.865 | 105.5 | 1:52.655 | 90.18 | 3.378 | 13:59:04.586 |
| 3 - | 43.707 | 118.5 | 43.123 | 25.717 | 104.7 | 1:52.547 | 90.27 | 3.270 | 14:00:57.133 |
| 4 - | 43.039 | 118.7 | 41.958 | 25.493 | 105.0 | 1:50.490 | 91.95 | 1.213 | 14:02:47.623 |
| 5 - | 42.570 | 117.5 | 42.091 | 25.436 | 104.7 | 1:50.097 | 92.28 | 0.820 | 14:04:37.720 |
| 6 - | 42.393 | 118.5 | 41.647 | 25.237 | 104.0 | 1:49.277 (1) | 92.97 | | 14:06:26.997 |
| 7 - | 45.173 | 92.8 | 44.460 | 25.080 | 105.5 | 1:54.713 | 88.57 | 5.436 | 14:08:21.710 |
| 8 - | 42.721 | 119.6 | 41.730 | 25.641 | 103.8 | 1:50.092 (3) | 92.28 | 0.815 | 14:10:11.802 |
| 9 - | 45.083 | 103.0 | 44.197 | IN PIT | | 2:01.555 P | 83.58 | 12.278 | 14:12:13.357 |
| 10 - | OUTLAP | 115.7 | 42.415 | 25.635 | 104.7 | 2:24.404 | 70.35 | 35.127 | 14:14:37.761 |
| 11 - | 42.493 | 117.3 | 41.845 | 26.066 | 102.1 | 1:50.404 | 92.02 | 1.127 | 14:16:28.165 |
| 12 - | 42.915 | 117.7 | 41.729 | 25.481 | 105.2 | 1:50.125 | 92.26 | 0.848 | 14:18:18.290 |
| 13 - | 42.645 | 117.7 | 41.676 | 25.452 | 105.0 | 1:49.773 (2) | 92.55 | 0.496 | 14:20:08.063 |

| P11 41 AS Kevin ORGIS | | | | Honda - Kiefer Racing | | | | | |
|---------------------------|----------|--------------------------|----------|-----------------------|--------------|--------------|--------------|-------|--------------|
| IDEAL LAP TIME : 1:48.884 | | BEST LAP TIME : 1:49.302 | | DIFFERENCE : 0.418 | | | | | |
| LAP | SECTOR 1 | SECTOR 2 | SECTOR 3 | LAP TIME | MPH | DIFF | TIME OF DAY | | |
| 1 - | OUTLAP | 120.6 | 43.144 | 25.641 | 106.2 | | 13:57:24.485 | | |
| 2 - | 44.045 | 120.2 | 42.562 | 26.319 | 102.8 | 1:52.926 | 89.97 | 3.624 | 13:59:17.411 |
| 3 - | 43.425 | 118.1 | 41.882 | 25.554 | 105.5 | 1:50.861 | 91.64 | 1.559 | 14:01:08.272 |
| 4 - | 42.770 | 118.3 | 42.184 | 25.338 | 106.7 | 1:50.292 | 92.12 | 0.990 | 14:02:58.564 |
| 5 - | 42.490 | 120.4 | 42.047 | 25.253 | 107.0 | 1:49.790 | 92.54 | 0.488 | 14:04:48.354 |
| 6 - | 42.401 | 117.1 | 41.965 | 25.508 | 105.2 | 1:49.874 | 92.47 | 0.572 | 14:06:38.228 |
| 7 - | 42.328 | 116.9 | 41.953 | 25.554 | 107.5 | 1:49.835 | 92.50 | 0.533 | 14:08:28.063 |
| 8 - | 42.567 | 117.3 | 41.857 | 25.371 | 108.0 | 1:49.795 | 92.53 | 0.493 | 14:10:17.858 |
| 9 - | 43.140 | 114.1 | 44.326 | 25.886 | 107.2 | 1:53.352 | 89.63 | 4.050 | 14:12:11.210 |
| 10 - | 42.563 | 117.3 | 42.241 | 25.555 | 107.5 | 1:50.359 | 92.06 | 1.057 | 14:14:01.569 |
| 11 - | 42.534 | 116.7 | 41.761 | 25.461 | 107.0 | 1:49.756 | 92.57 | 0.454 | 14:15:51.325 |
| 12 - | 42.128 | 118.3 | 42.028 | 25.452 | 107.2 | 1:49.608 (3) | 92.69 | 0.306 | 14:17:40.933 |

Assen

Circuit Length = 2.8222 miles

Start: 13:55 Flag 14:20 End: 14:22

Weather / Track : Bright / Dry

MCRCB BULLETIN TK037

2016 MCE British Superbike Championship - Round 11

2016 HEL Performance British Motostar Moto 3 GP & ADAC NEC

QUALIFYING 1 - SECTOR ANALYSIS

SECTOR 1 = FL to I1, SECTOR 2 = I1 to I2, SECTOR 3 = I2 to FL, DIFF = Difference To Personal Best Lap, P = Crossed Finish Line in Pit Lane, D = Time Disallowed

| | | | | | | | | | |
|------|---------------|-------|---------------|--------|-------|---------------------|--------------|-------|---------------------|
| 13 - | 42.304 | 117.5 | 41.587 | 25.411 | 107.5 | 1:49.302 (1) | 92.95 | | 14:19:30.235 |
| 14 - | 42.044 | 120.2 | 42.091 | 25.356 | 106.7 | 1:49.491 (2) | 92.79 | 0.189 | 14:21:19.726 |

| P12 35 | | Elliot LODGE | | Honda - Essential Team Racing / SP125 | | | | | |
|---------------------------|---------------|--------------------------|---------------|---------------------------------------|--------------|---------------------|--------------|-------|---------------------|
| IDEAL LAP TIME : 1:49.353 | | BEST LAP TIME : 1:49.383 | | DIFFERENCE : 0.030 | | | | | |
| LAP | SECTOR 1 | SECTOR 2 | SECTOR 3 | LAP TIME | MPH | DIFF | TIME OF DAY | | |
| 1 - | OUTLAP | 119.8 | 43.478 | 26.417 | 101.4 | | 13:59:31.366 | | |
| 2 - | 43.411 | 121.1 | 42.768 | 25.572 | 104.2 | 1:51.751 | 90.91 | 2.368 | 14:01:23.117 |
| 3 - | 42.745 | 120.2 | 42.012 | 25.731 | 103.8 | 1:50.488 | 91.95 | 1.105 | 14:03:13.605 |
| 4 - | 42.535 | 121.3 | 42.465 | 25.480 | 104.2 | 1:50.480 | 91.96 | 1.097 | 14:05:04.085 |
| 5 - | 42.777 | 120.0 | 41.970 | 25.554 | 103.5 | 1:50.301 | 92.11 | 0.918 | 14:06:54.386 |
| 6 - | 42.772 | 118.7 | 43.690 | 25.851 | 104.0 | 1:52.313 | 90.46 | 2.930 | 14:08:46.699 |
| 7 - | 43.115 | 119.8 | 41.659 | 25.354 | 104.7 | 1:50.128 (3) | 92.25 | 0.745 | 14:10:36.827 |
| 8 - | 45.898 | 121.1 | 41.859 | 25.815 | 105.2 | 1:53.572 | 89.46 | 4.189 | 14:12:30.399 |
| 9 - | 43.444 | 120.2 | 42.456 | 25.528 | 105.0 | 1:51.428 | 91.18 | 2.045 | 14:14:21.827 |
| 10 - | 43.002 | 118.9 | 41.886 | 25.448 | 106.7 | 1:50.336 | 92.08 | 0.953 | 14:16:12.163 |
| 11 - | 42.822 | 122.4 | 42.788 | 30.445 | 105.0 | 1:56.055 | 87.54 | 6.672 | 14:18:08.218 |
| 12 - | 42.525 | 122.2 | 41.516 | 25.342 | 105.2 | 1:49.383 (1) | 92.88 | | 14:19:57.601 |
| 13 - | 42.495 | 122.9 | 41.888 | 25.383 | 105.0 | 1:49.766 (2) | 92.56 | 0.383 | 14:21:47.367 |

| P13 49 AS | | Philipp FREITAG | | Honda - FKoch Rennsport & Hannes Allwardt | | | | | |
|---------------------------|---------------|--------------------------|---------------|---|--------------|---------------------|--------------|--------|---------------------|
| IDEAL LAP TIME : 1:48.964 | | BEST LAP TIME : 1:49.536 | | DIFFERENCE : 0.572 | | | | | |
| LAP | SECTOR 1 | SECTOR 2 | SECTOR 3 | LAP TIME | MPH | DIFF | TIME OF DAY | | |
| 1 - | OUTLAP | 115.3 | 43.227 | 26.282 | 103.3 | | 13:57:21.769 | | |
| 2 - | 43.242 | 118.1 | 42.473 | 25.583 | 103.3 | 1:51.298 | 91.28 | 1.762 | 13:59:13.067 |
| 3 - | 42.871 | 119.4 | 42.036 | 25.561 | 103.5 | 1:50.468 | 91.97 | 0.932 | 14:01:03.535 |
| 4 - | 42.467 | 121.5 | 42.033 | 25.534 | 103.3 | 1:50.034 | 92.33 | 0.498 | 14:02:53.569 |
| 5 - | 42.319 | 117.1 | 41.882 | 25.341 | 103.3 | 1:49.542 (2) | 92.75 | 0.006 | 14:04:43.111 |
| 6 - | 42.534 | 117.9 | 41.850 | 25.265 | 104.0 | 1:49.649 | 92.66 | 0.113 | 14:06:32.760 |
| 7 - | 42.277 | 117.5 | 41.705 | 25.595 | 105.2 | 1:49.577 (3) | 92.72 | 0.041 | 14:08:22.337 |
| 8 - | 42.233 | 121.7 | 41.723 | 25.580 | 104.2 | 1:49.536 (1) | 92.75 | | 14:10:11.873 |
| 9 - | 42.675 | 118.9 | 42.016 | 25.851 | 104.2 | 1:50.542 | 91.91 | 1.006 | 14:12:02.415 |
| 10 - | 43.128 | 119.1 | 41.466 | 25.957 | 103.8 | 1:50.551 | 91.90 | 1.015 | 14:13:52.966 |
| 11 - | 42.848 | 115.9 | 42.265 | IN PIT | | 2:02.642 P | 82.84 | 13.106 | 14:15:55.608 |
| 12 - | OUTLAP | 117.1 | 42.366 | 25.752 | 103.5 | 2:46.339 | 61.08 | 56.803 | 14:18:41.947 |
| 13 - | 42.390 | 119.8 | 42.036 | 25.642 | 104.0 | 1:50.068 | 92.30 | 0.532 | 14:20:32.015 |

| P14 69 | | Tom BOOTH-AMOS | | Tigcraft - FAB Racing | | | | | |
|---------------------------|---------------|--------------------------|---------------|-----------------------|--------------|---------------------|--------------|----------|---------------------|
| IDEAL LAP TIME : 1:49.436 | | BEST LAP TIME : 1:49.573 | | DIFFERENCE : 0.137 | | | | | |
| LAP | SECTOR 1 | SECTOR 2 | SECTOR 3 | LAP TIME | MPH | DIFF | TIME OF DAY | | |
| 1 - | OUTLAP | 116.7 | 44.377 | 26.199 | 100.5 | | 13:58:18.767 | | |
| 2 - | 43.327 | 117.9 | 42.333 | 25.993 | 104.0 | 1:51.653 | 90.99 | 2.080 | 14:00:10.420 |
| 3 - | 43.055 | 121.3 | 42.207 | 25.643 | 103.5 | 1:50.905 | 91.61 | 1.332 | 14:02:01.325 |
| 4 - | 42.928 | 120.6 | 42.372 | 25.807 | 103.5 | 1:51.107 | 91.44 | 1.534 | 14:03:52.432 |
| 5 - | 42.774 | 118.7 | 42.021 | 25.411 | 102.8 | 1:50.206 (2) | 92.19 | 0.633 | 14:05:42.638 |
| 6 - | 42.499 | 118.7 | 42.205 | 25.592 | 104.5 | 1:50.296 (3) | 92.11 | 0.723 | 14:07:32.934 |
| 7 - | 45.449 | 105.3 | 44.504 | IN PIT | | 2:06.108 P | 80.56 | 16.535 | 14:09:39.042 |
| 8 - | OUTLAP | 92.0 | 47.366 | IN PIT | | 6:29.928 P | 26.05 | 4:40.355 | 14:16:08.970 |
| 9 - | OUTLAP | 118.7 | 41.882 | 25.443 | 104.0 | 2:07.645 | 79.59 | 18.072 | 14:18:16.615 |
| 10 - | 42.636 | 119.8 | 41.568 | 25.369 | 104.2 | 1:49.573 (1) | 92.72 | | 14:20:06.188 |

| P15 121 AS | | Matthias MEGGLE | | Honda - Dynavolt Intact GP Junior Team | | | | | |
|---------------------------|----------|--------------------------|----------|--|-------|----------|--------------|-------|--------------|
| IDEAL LAP TIME : 1:49.541 | | BEST LAP TIME : 1:49.623 | | DIFFERENCE : 0.082 | | | | | |
| LAP | SECTOR 1 | SECTOR 2 | SECTOR 3 | LAP TIME | MPH | DIFF | TIME OF DAY | | |
| 1 - | OUTLAP | 111.8 | 44.880 | 26.944 | 102.1 | | 13:57:33.022 | | |
| 2 - | 44.428 | 113.9 | 43.882 | 26.426 | 102.8 | 1:54.736 | 88.55 | 5.113 | 13:59:27.758 |
| 3 - | 44.409 | 113.5 | 43.330 | 27.032 | 101.4 | 1:54.771 | 88.52 | 5.148 | 14:01:22.529 |
| 4 - | 43.659 | 114.9 | 42.560 | 26.188 | 103.3 | 1:52.407 | 90.38 | 2.784 | 14:03:14.936 |
| 5 - | 43.126 | 114.7 | 42.728 | 25.841 | 103.5 | 1:51.695 | 90.96 | 2.072 | 14:05:06.631 |
| 6 - | 44.848 | 101.3 | 46.075 | 26.326 | 102.8 | 1:57.249 | 86.65 | 7.626 | 14:07:03.880 |

Weather / Track : Bright / Dry

Assen

Circuit Length = 2.8222 miles

Start: 13:55 Flag 14:20 End: 14:22

MCRCB BULLETIN TK037

2016 MCE British Superbike Championship - Round 11

2016 HEL Performance British Motostar Moto 3 GP & ADAC NEC

QUALIFYING 1 - SECTOR ANALYSIS

SECTOR 1 = FL to I1, SECTOR 2 = I1 to I2, SECTOR 3 = I2 to FL, DIFF = Difference To Personal Best Lap, P = Crossed Finish Line in Pit Lane, D = Time Disallowed

| | | | | | | | | | |
|------|---------------|--------------|---------------|---------------|--------------|---------------------|--------------|-------|---------------------|
| 7 - | 43.050 | 114.1 | 42.486 | 25.781 | 103.8 | 1:51.317 (3) | 91.27 | 1.694 | 14:08:55.197 |
| 8 - | 43.040 | 114.9 | 43.712 | 27.915 | 103.8 | 1:54.667 | 88.60 | 5.044 | 14:10:49.864 |
| 9 - | 43.750 | 112.4 | 44.628 | 26.776 | 103.5 | 1:55.154 | 88.23 | 5.531 | 14:12:45.018 |
| 10 - | 43.188 | 115.1 | 42.930 | 25.860 | 104.0 | 1:51.978 | 90.73 | 2.355 | 14:14:36.996 |
| 11 - | 42.787 | 115.7 | 42.118 | 26.700 | 102.1 | 1:51.605 | 91.03 | 1.982 | 14:16:28.601 |
| 12 - | 42.598 | 118.5 | 41.802 | 25.606 | 105.5 | 1:50.006 (2) | 92.36 | 0.383 | 14:18:18.607 |
| 13 - | 42.680 | 116.1 | 41.480 | 25.463 | 105.7 | 1:49.623 (1) | 92.68 | | 14:20:08.230 |

| P16 98 | | Tomas de VRIES | | Honda - DAT Racing | | | | | |
|---------------------------|---------------|--------------------------|---------------|--------------------|--------------|---------------------|--------------|----------|---------------------|
| IDEAL LAP TIME : 1:49.847 | | BEST LAP TIME : 1:49.868 | | DIFFERENCE : 0.021 | | | | | |
| LAP | SECTOR 1 | SECTOR 2 | SECTOR 3 | LAP TIME | MPH | DIFF | TIME OF DAY | | |
| 1 - | OUTLAP | 118.5 | 44.166 | 26.422 | 102.6 | | | | 13:56:59.391 |
| 2 - | 44.118 | 121.5 | 42.788 | 25.809 | 103.5 | 1:52.715 | 90.14 | 2.847 | 13:58:52.106 |
| 3 - | 43.591 | 121.1 | 42.931 | 25.808 | 104.0 | 1:52.330 | 90.44 | 2.462 | 14:00:44.436 |
| 4 - | 43.584 | 119.6 | 43.050 | 25.876 | 103.3 | 1:52.510 | 90.30 | 2.642 | 14:02:36.946 |
| 5 - | 44.121 | 116.9 | 43.397 | 26.162 | 102.1 | 1:53.680 | 89.37 | 3.812 | 14:04:30.626 |
| 6 - | 44.639 | 115.3 | 44.122 | 25.882 | 103.3 | 1:54.643 | 88.62 | 4.775 | 14:06:25.269 |
| 7 - | 43.146 | 118.5 | 43.089 | 25.731 | 102.8 | 1:51.966 (3) | 90.74 | 2.098 | 14:08:17.235 |
| 8 - | 43.566 | 120.2 | 43.114 | IN PIT | | 2:02.587 P | 82.88 | 12.719 | 14:10:19.822 |
| 9 - | OUTLAP | 116.7 | 43.897 | 29.044 | 103.3 | 4:13.900 | 40.01 | 2:24.032 | 14:14:33.722 |
| 10 - | 43.999 | 114.9 | 44.074 | 26.846 | 103.3 | 1:54.919 | 88.41 | 5.051 | 14:16:28.641 |
| 11 - | 43.124 | 122.0 | 42.008 | 25.524 | 105.2 | 1:50.656 (2) | 91.81 | 0.788 | 14:18:19.297 |
| 12 - | 42.493 | 122.4 | 41.830 | 25.545 | 104.5 | 1:49.868 (1) | 92.47 | | 14:20:09.165 |

| P17 152 AS | | Oliver KONIG | | Honda - | | | | | |
|---------------------------|---------------|--------------------------|---------------|--------------------|--------------|---------------------|--------------|--------|---------------------|
| IDEAL LAP TIME : 1:49.955 | | BEST LAP TIME : 1:49.980 | | DIFFERENCE : 0.025 | | | | | |
| LAP | SECTOR 1 | SECTOR 2 | SECTOR 3 | LAP TIME | MPH | DIFF | TIME OF DAY | | |
| 1 - | OUTLAP | 113.3 | 44.688 | 26.053 | 105.5 | | | | 13:57:07.104 |
| 2 - | 44.445 | 116.3 | 43.140 | 26.222 | 102.6 | 1:53.807 | 89.27 | 3.827 | 13:59:00.911 |
| 3 - | 54.341 | 85.2 | 50.789 | 25.763 | 105.2 | 2:10.893 | 77.62 | 20.913 | 14:01:11.804 |
| 4 - | 42.985 | 118.3 | 42.592 | 25.766 | 104.5 | 1:51.343 | 91.25 | 1.363 | 14:03:03.147 |
| 5 - | 43.176 | 108.7 | 45.820 | 26.007 | 104.2 | 1:55.003 | 88.34 | 5.023 | 14:04:58.150 |
| 6 - | 42.842 | 115.1 | 42.489 | 25.630 | 104.7 | 1:50.961 | 91.56 | 0.981 | 14:06:49.111 |
| 7 - | 42.743 | 115.1 | 42.466 | 25.735 | 105.0 | 1:50.944 | 91.57 | 0.964 | 14:08:40.055 |
| 8 - | 43.218 | 116.5 | 42.530 | 25.768 | 103.8 | 1:51.516 | 91.10 | 1.536 | 14:10:31.571 |
| 9 - | 43.680 | 114.5 | 42.556 | 26.118 | 87.5 | 1:52.354 | 90.42 | 2.374 | 14:12:23.925 |
| 10 - | 46.469 | 113.7 | 44.242 | 25.728 | 105.2 | 1:56.439 | 87.25 | 6.459 | 14:14:20.364 |
| 11 - | 42.589 | 115.9 | 42.109 | 25.740 | 103.5 | 1:50.438 (2) | 91.99 | 0.458 | 14:16:10.802 |
| 12 - | 43.043 | 115.7 | 42.539 | 25.749 | 105.2 | 1:51.331 | 91.26 | 1.351 | 14:18:02.133 |
| 13 - | 42.614 | 118.7 | 41.768 | 25.598 | 105.2 | 1:49.980 (1) | 92.38 | | 14:19:52.113 |
| 14 - | 42.662 | 116.7 | 42.220 | 25.621 | 105.0 | 1:50.503 (3) | 91.94 | 0.523 | 14:21:42.616 |

| P18 15 | | Eugene McMANUS | | KTM - M.V. Commercial | | | | | |
|---------------------------|---------------|--------------------------|---------------|-----------------------|--------------|---------------------|--------------|----------|---------------------|
| IDEAL LAP TIME : 1:49.795 | | BEST LAP TIME : 1:50.027 | | DIFFERENCE : 0.232 | | | | | |
| LAP | SECTOR 1 | SECTOR 2 | SECTOR 3 | LAP TIME | MPH | DIFF | TIME OF DAY | | |
| 1 - | OUTLAP | 124.7 | 45.177 | 27.145 | 106.0 | | | | 13:58:11.263 |
| 2 - | 43.624 | 126.3 | 43.549 | 26.417 | 107.5 | 1:53.590 | 89.44 | 3.563 | 14:00:04.853 |
| 3 - | 43.171 | 123.8 | 44.227 | 25.999 | 106.7 | 1:53.397 | 89.59 | 3.370 | 14:01:58.250 |
| 4 - | 43.745 | 121.1 | 44.408 | 26.593 | 106.2 | 1:54.746 | 88.54 | 4.719 | 14:03:52.996 |
| 5 - | 42.697 | 124.0 | 41.808 | 25.830 | 104.2 | 1:50.335 (2) | 92.08 | 0.308 | 14:05:43.331 |
| 6 - | 42.343 | 124.9 | 42.040 | 25.644 | 107.2 | 1:50.027 (1) | 92.34 | | 14:07:33.358 |
| 7 - | 42.549 | 123.5 | 42.685 | 25.824 | 106.7 | 1:51.058 | 91.48 | 1.031 | 14:09:24.416 |
| 8 - | 47.120 | 119.1 | 44.011 | IN PIT | | 2:07.040 P | 79.97 | 17.013 | 14:11:31.456 |
| 9 - | OUTLAP | 116.5 | 48.001 | 29.510 | 104.2 | 4:30.754 | 37.52 | 2:40.727 | 14:16:02.210 |
| 10 - | 43.641 | 120.2 | 42.823 | 28.517 | 105.2 | 1:54.981 | 88.36 | 4.954 | 14:17:57.191 |
| 11 - | 42.633 | 127.0 | 42.160 | 25.881 | 108.0 | 1:50.674 (3) | 91.80 | 0.647 | 14:19:47.865 |
| 12 - | 42.723 | 125.2 | 42.469 | 26.108 | 105.5 | 1:51.300 | 91.28 | 1.273 | 14:21:39.165 |

Weather / Track : Bright / Dry

Assen

Circuit Length = 2.8222 miles

Start: 13:55 Flag 14:20 End: 14:22

MCRCB BULLETIN TK037

2016 MCE British Superbike Championship - Round 11

2016 HEL Performance British Motostar Moto 3 GP & ADAC NEC

QUALIFYING 1 - SECTOR ANALYSIS

SECTOR 1 = FL to I1, SECTOR 2 = I1 to I2, SECTOR 3 = I2 to FL, DIFF = Difference To Personal Best Lap, P = Crossed Finish Line in Pit Lane, D = Time Disallowed

| P19 | | 43 AS | | Simon JESPERSEN | | Honda - | | | |
|---------------------------|---------------|--------------------------|---------------|--------------------|--------------|-----------------|------------------|----------|---------------------|
| IDEAL LAP TIME : 1:49.810 | | BEST LAP TIME : 1:50.159 | | DIFFERENCE : 0.349 | | | | | |
| LAP | SECTOR 1 | SECTOR 2 | SECTOR 3 | LAP TIME | MPH | DIFF | TIME OF DAY | | |
| 1 - | | | | | | | 13:57:07.009 | | |
| 2 - | | | | 1:53.583 | 89.45 | 3.424 | 13:59:00.592 | | |
| 3 - | | | | 1:52.701 | 90.15 | 2.542 | 14:00:53.293 | | |
| 4 - | | | IN PIT | 2:05.958 | P 80.66 | 15.799 | 14:02:59.251 | | |
| 5 - | OUTLAP | 116.9 | 43.942 | 26.269 | 103.3 | 4:56.834 | 34.22 | 3:06.675 | 14:07:56.086 |
| 6 - | 43.411 | 116.9 | 43.347 | 25.836 | 102.8 | 1:52.594 | 90.23 | 2.435 | 14:09:48.680 |
| 7 - | 44.353 | 116.3 | 43.050 | 25.896 | 101.2 | 1:53.299 | 89.67 | 3.140 | 14:11:41.979 |
| 8 - | 42.974 | 117.3 | 42.631 | 25.723 | 102.8 | 1:51.328 | 91.26 | 1.169 | 14:13:33.307 |
| 9 - | 42.978 | 116.7 | 42.502 | 25.666 | 102.6 | 1:51.146 | (3) 91.41 | 0.987 | 14:15:24.453 |
| 10 - | 43.722 | 117.3 | 42.358 | 25.792 | 102.3 | 1:51.872 | 90.81 | 1.713 | 14:17:16.325 |
| 11 - | 42.938 | 117.7 | 41.553 | 25.668 | 103.3 | 1:50.159 | (1) 92.23 | | 14:19:06.484 |
| 12 - | 42.613 | 118.1 | 42.150 | 25.644 | 102.8 | 1:50.407 | (2) 92.02 | 0.248 | 14:20:56.891 |

| P20 | | 44 | | Edmund BEST | | KTM - SymCirrus Motorsport | | | |
|---------------------------|---------------|--------------------------|---------------|--------------------|--------------|----------------------------|------------------|----------|---------------------|
| IDEAL LAP TIME : 1:49.735 | | BEST LAP TIME : 1:50.201 | | DIFFERENCE : 0.466 | | | | | |
| LAP | SECTOR 1 | SECTOR 2 | SECTOR 3 | LAP TIME | MPH | DIFF | TIME OF DAY | | |
| 1 - | OUTLAP | 121.7 | 44.059 | 26.475 | 107.0 | | | | 13:57:06.818 |
| 2 - | 43.705 | 122.4 | 42.978 | 25.993 | 106.2 | 1:52.676 | 90.17 | 2.475 | 13:58:59.494 |
| 3 - | 44.661 | 123.1 | 42.685 | 26.079 | 106.7 | 1:53.425 | 89.57 | 3.224 | 14:00:52.919 |
| 4 - | 43.063 | 122.0 | 42.393 | 25.853 | 106.7 | 1:51.309 | 91.27 | 1.108 | 14:02:44.228 |
| 5 - | 42.974 | 120.6 | 42.419 | 25.567 | 106.7 | 1:50.960 | 91.56 | 0.759 | 14:04:35.188 |
| 6 - | 43.203 | 119.4 | 42.515 | 25.271 | 106.7 | 1:50.989 | 91.54 | 0.788 | 14:06:26.177 |
| 7 - | 42.656 | 121.5 | 42.370 | 25.408 | 107.2 | 1:50.434 | (2) 92.00 | 0.233 | 14:08:16.611 |
| 8 - | 43.184 | 122.0 | 41.931 | 25.669 | 108.0 | 1:50.784 | 91.71 | 0.583 | 14:10:07.395 |
| 9 - | 42.642 | 122.2 | 42.966 | IN PIT | | 2:00.836 | P 84.08 | 10.635 | 14:12:08.231 |
| 10 - | OUTLAP | 121.5 | 42.727 | 25.801 | 107.2 | 3:20.779 | 50.60 | 1:30.578 | 14:15:29.010 |
| 11 - | 42.814 | 121.5 | 42.121 | 25.563 | 107.0 | 1:50.498 | 91.94 | 0.297 | 14:17:19.508 |
| 12 - | 42.812 | 122.4 | 42.007 | 25.656 | 108.3 | 1:50.475 | (3) 91.96 | 0.274 | 14:19:09.983 |
| 13 - | 42.533 | 122.2 | 41.956 | 25.712 | 107.0 | 1:50.201 | (1) 92.19 | | 14:21:00.184 |

| P21 | | 4 AS | | Dirk GEIGER | | Honda - Kiefer Racing | | | |
|---------------------------|---------------|--------------------------|---------------|--------------------|--------------|-----------------------|------------------|----------|---------------------|
| IDEAL LAP TIME : 1:50.287 | | BEST LAP TIME : 1:50.287 | | DIFFERENCE : 0.000 | | | | | |
| LAP | SECTOR 1 | SECTOR 2 | SECTOR 3 | LAP TIME | MPH | DIFF | TIME OF DAY | | |
| 1 - | OUTLAP | 116.9 | 43.401 | 26.306 | 102.6 | | | | 13:57:26.728 |
| 2 - | 44.164 | 118.3 | 42.631 | 25.853 | 103.8 | 1:52.648 | 90.19 | 2.361 | 13:59:19.376 |
| 3 - | 43.498 | 119.6 | 42.545 | 26.095 | 103.5 | 1:52.138 | 90.60 | 1.851 | 14:01:11.514 |
| 4 - | 43.147 | 117.7 | 42.483 | 25.794 | 103.0 | 1:51.424 | 91.18 | 1.137 | 14:03:02.938 |
| 5 - | 43.151 | 117.5 | 42.472 | 25.754 | 103.8 | 1:51.377 | (3) 91.22 | 1.090 | 14:04:54.315 |
| 6 - | 42.674 | 120.4 | 42.107 | 25.506 | 103.5 | 1:50.287 | (1) 92.12 | | 14:06:44.602 |
| 7 - | 42.862 | 117.3 | 42.111 | 25.672 | 102.8 | 1:50.645 | (2) 91.82 | 0.358 | 14:08:35.247 |
| 8 - | 1:00.587 | 85.8 | 46.988 | IN PIT | | 2:22.514 | P 71.29 | 32.227 | 14:10:57.761 |
| 9 - | OUTLAP | 115.1 | 44.554 | 26.252 | 103.3 | 3:58.427 | 42.61 | 2:08.140 | 14:14:56.188 |
| 10 - | 43.739 | 116.5 | 42.921 | 26.093 | 103.3 | 1:52.753 | 90.10 | 2.466 | 14:16:48.941 |
| 11 - | 43.165 | 118.1 | 42.666 | 26.081 | 103.3 | 1:51.912 | 90.78 | 1.625 | 14:18:40.853 |
| 12 - | 43.077 | 117.7 | 42.555 | 25.900 | 101.6 | 1:51.532 | 91.09 | 1.245 | 14:20:32.385 |

| P22 | | 3 AS | | Toni ERHARD | | Honda - Kiefer Racing | | | |
|---------------------------|----------|--------------------------|---------------|--------------------|-------|-----------------------|------------------|-------|---------------------|
| IDEAL LAP TIME : 1:49.799 | | BEST LAP TIME : 1:50.320 | | DIFFERENCE : 0.521 | | | | | |
| LAP | SECTOR 1 | SECTOR 2 | SECTOR 3 | LAP TIME | MPH | DIFF | TIME OF DAY | | |
| 1 - | OUTLAP | 116.7 | 43.724 | 26.308 | 102.1 | | | | 13:57:25.664 |
| 2 - | 44.086 | 118.1 | 43.303 | 25.905 | 102.6 | 1:53.294 | 89.67 | 2.974 | 13:59:18.958 |
| 3 - | 43.097 | 118.3 | 42.000 | 25.862 | 103.8 | 1:50.959 | 91.56 | 0.639 | 14:01:09.917 |
| 4 - | 42.961 | 116.7 | 42.166 | 25.622 | 104.2 | 1:50.749 | (3) 91.74 | 0.429 | 14:03:00.666 |
| 5 - | 43.006 | 116.5 | 41.592 | 25.722 | 101.6 | 1:50.320 | (1) 92.09 | | 14:04:50.986 |
| 6 - | 44.165 | 117.7 | 42.068 | 28.411 | 92.6 | 1:54.644 | 88.62 | 4.324 | 14:06:45.630 |
| 7 - | 44.675 | 112.9 | 42.876 | 25.719 | 103.0 | 1:53.270 | 89.69 | 2.950 | 14:08:38.900 |
| 8 - | 44.098 | 115.7 | 42.895 | 26.088 | 103.0 | 1:53.081 | 89.84 | 2.761 | 14:10:31.981 |

Assen

Circuit Length = 2.8222 miles

Start: 13:55 Flag 14:20 End: 14:22

Weather / Track : Bright / Dry

MCRCB BULLETIN TK037

2016 MCE British Superbike Championship - Round 11

2016 HEL Performance British Motostar Moto 3 GP & ADAC NEC

QUALIFYING 1 - SECTOR ANALYSIS

SECTOR 1 = FL to I1, SECTOR 2 = I1 to I2, SECTOR 3 = I2 to FL, DIFF = Difference To Personal Best Lap, P = Crossed Finish Line in Pit Lane, D = Time Disallowed

| | | | | | | | | | |
|------|---------------|--------------|--------|---------------|--------------|--------------|-------|-------|--------------|
| 9 - | 43.802 | 118.9 | 42.699 | 25.631 | 104.5 | 1:52.132 | 90.60 | 1.812 | 14:12:24.113 |
| 10 - | 43.699 | 117.9 | 42.809 | 26.266 | 102.6 | 1:52.774 | 90.09 | 2.454 | 14:14:16.887 |
| 11 - | 44.781 | 114.3 | 43.772 | 26.533 | 102.6 | 1:55.086 | 88.28 | 4.766 | 14:16:11.973 |
| 12 - | 43.725 | 116.9 | 42.481 | 26.349 | 101.9 | 1:52.555 | 90.26 | 2.235 | 14:18:04.528 |
| 13 - | 43.170 | 117.1 | 42.128 | 25.746 | 102.3 | 1:51.044 | 91.49 | 0.724 | 14:19:55.572 |
| 14 - | 42.641 | 116.7 | 42.173 | 25.566 | 104.2 | 1:50.380 (2) | 92.04 | 0.060 | 14:21:45.952 |

| P23 21 | | Richard KERR | | KTM - North West Racing | | | | | |
|---------------------------|---------------|--------------------------|---------------|-------------------------|--------------|---------------------|--------------|--------|---------------------|
| IDEAL LAP TIME : 1:50.035 | | BEST LAP TIME : 1:50.432 | | DIFFERENCE : 0.397 | | | | | |
| LAP | SECTOR 1 | SECTOR 2 | SECTOR 3 | LAP TIME | MPH | DIFF | TIME OF DAY | | |
| 1 - | | 118.9 | 44.183 | 26.351 | 102.3 | | | | 13:56:55.728 |
| 2 - | 43.698 | 120.4 | 43.282 | 25.793 | 105.7 | 1:52.773 | 90.09 | 2.341 | 13:58:48.501 |
| 3 - | 42.917 | 121.7 | 42.656 | 25.601 | 106.2 | 1:51.174 | 91.38 | 0.742 | 14:00:39.675 |
| 4 - | 42.731 | 120.2 | 42.659 | 25.776 | 105.5 | 1:51.166 | 91.39 | 0.734 | 14:02:30.841 |
| 5 - | 45.147 | 95.3 | 46.440 | 25.821 | 103.8 | 1:57.408 | 86.53 | 6.976 | 14:04:28.249 |
| 6 - | 42.976 | 120.0 | 42.949 | 25.494 | 104.7 | 1:51.419 | 91.18 | 0.987 | 14:06:19.668 |
| 7 - | 42.725 | 119.6 | 43.722 | IN PIT | | 2:01.342 P | 83.73 | 10.910 | 14:08:21.010 |
| 8 - | OUTLAP | 119.6 | 42.854 | 25.902 | 105.7 | 2:37.396 | 64.55 | 46.964 | 14:10:58.406 |
| 9 - | 42.720 | 120.0 | 42.661 | 25.563 | 105.7 | 1:50.944 (3) | 91.57 | 0.512 | 14:12:49.350 |
| 10 - | 42.881 | 118.3 | 42.506 | 25.602 | 104.5 | 1:50.989 | 91.54 | 0.557 | 14:14:40.339 |
| 11 - | 42.372 | 120.2 | 42.234 | 25.919 | 105.5 | 1:50.525 (2) | 91.92 | 0.093 | 14:16:30.864 |
| 12 - | 45.604 | 110.0 | 43.770 | 25.822 | 106.2 | 1:55.196 | 88.19 | 4.764 | 14:18:26.060 |
| 13 - | 42.532 | 120.9 | 42.169 | 25.731 | 106.0 | 1:50.432 (1) | 92.00 | | 14:20:16.492 |

| P24 45 AS | | Leon ORGIS | | Honda - Kiefer Racing | | | | | |
|---------------------------|---------------|--------------------------|---------------|-----------------------|--------------|---------------------|--------------|-------|---------------------|
| IDEAL LAP TIME : 1:50.795 | | BEST LAP TIME : 1:50.795 | | DIFFERENCE : 0.000 | | | | | |
| LAP | SECTOR 1 | SECTOR 2 | SECTOR 3 | LAP TIME | MPH | DIFF | TIME OF DAY | | |
| 1 - | OUTLAP | 113.3 | 43.930 | 26.547 | 104.5 | | | | 13:57:25.844 |
| 2 - | 43.503 | 117.3 | 42.811 | 26.118 | 104.0 | 1:52.432 | 90.36 | 1.637 | 13:59:18.276 |
| 3 - | 43.266 | 117.1 | 42.437 | 25.849 | 104.5 | 1:51.552 (3) | 91.08 | 0.757 | 14:01:09.828 |
| 4 - | 43.143 | 117.1 | 42.199 | 25.791 | 104.7 | 1:51.133 (2) | 91.42 | 0.338 | 14:03:00.961 |
| 5 - | 43.100 | 116.5 | 41.960 | 25.735 | 104.5 | 1:50.795 (1) | 91.70 | | 14:04:51.756 |
| 6 - | 43.443 | 117.3 | 42.264 | 25.996 | 103.3 | 1:51.703 | 90.95 | 0.908 | 14:06:43.459 |
| 7 - | 43.132 | 113.9 | 42.695 | 26.117 | 105.0 | 1:51.944 | 90.76 | 1.149 | 14:08:35.403 |

| P25 30 | | Max COOK | | Repli-Cast - Repli-Cast UK Racing | | | | | |
|---------------------------|---------------|--------------------------|---------------|-----------------------------------|--------------|---------------------|--------------|----------|---------------------|
| IDEAL LAP TIME : 1:50.791 | | BEST LAP TIME : 1:50.992 | | DIFFERENCE : 0.201 | | | | | |
| LAP | SECTOR 1 | SECTOR 2 | SECTOR 3 | LAP TIME | MPH | DIFF | TIME OF DAY | | |
| 1 - | OUTLAP | 117.1 | 46.401 | 27.304 | 101.2 | | | | 13:57:05.628 |
| 2 - | 44.154 | 117.3 | 43.730 | 27.456 | 103.5 | 1:55.340 | 88.08 | 4.348 | 13:59:00.968 |
| 3 - | 43.830 | 121.1 | 42.991 | 25.896 | 104.0 | 1:52.717 | 90.13 | 1.725 | 14:00:53.685 |
| 4 - | 43.467 | 120.2 | 43.356 | 26.093 | 102.6 | 1:52.916 | 89.97 | 1.924 | 14:02:46.601 |
| 5 - | 43.643 | 114.9 | 43.352 | 25.918 | 102.6 | 1:52.913 | 89.98 | 1.921 | 14:04:39.514 |
| 6 - | 43.060 | 121.5 | 43.087 | 25.974 | 101.9 | 1:52.121 | 90.61 | 1.129 | 14:06:31.635 |
| 7 - | 42.528 | 119.6 | 42.367 | 26.097 | 104.5 | 1:50.992 (1) | 91.53 | | 14:08:22.627 |
| 8 - | 42.642 | 120.2 | 42.814 | IN PIT | | 2:00.488 P | 84.32 | 9.496 | 14:10:23.115 |
| 9 - | OUTLAP | 117.9 | 43.158 | 26.191 | 100.5 | 3:33.304 | 47.63 | 1:42.312 | 14:13:56.419 |
| 10 - | 42.879 | 117.5 | 44.175 | 26.205 | 102.6 | 1:53.259 | 89.70 | 2.267 | 14:15:49.678 |
| 11 - | 43.844 | 116.9 | 42.616 | 25.964 | 102.6 | 1:52.424 | 90.37 | 1.432 | 14:17:42.102 |
| 12 - | 42.592 | 119.4 | 42.415 | 26.014 | 102.6 | 1:51.021 (2) | 91.51 | 0.029 | 14:19:33.123 |
| 13 - | 42.957 | 118.3 | 42.743 | 25.974 | 102.1 | 1:51.674 (3) | 90.98 | 0.682 | 14:21:24.797 |

| P26 37 AS | | Rick DUNNIK | | Honda - HD Racing | | | | | |
|---------------------------|----------|--------------------------|----------|--------------------|-------|------------|-------------|----------|--------------|
| IDEAL LAP TIME : 1:51.401 | | BEST LAP TIME : 1:51.625 | | DIFFERENCE : 0.224 | | | | | |
| LAP | SECTOR 1 | SECTOR 2 | SECTOR 3 | LAP TIME | MPH | DIFF | TIME OF DAY | | |
| 1 - | | 118.7 | 45.443 | 27.108 | 101.4 | | | | 13:56:58.063 |
| 2 - | 44.490 | 117.5 | 43.613 | IN PIT | | 2:00.787 P | 84.11 | 9.162 | 13:58:58.850 |
| 3 - | OUTLAP | 116.9 | 43.680 | 26.173 | 102.8 | 4:01.596 | 42.05 | 2:09.971 | 14:03:00.446 |
| 4 - | 43.599 | 115.9 | 43.250 | 25.981 | 103.3 | 1:52.830 | 90.04 | 1.205 | 14:04:53.276 |
| 5 - | 43.436 | 119.6 | 42.859 | 26.118 | 102.1 | 1:52.413 | 90.38 | 0.788 | 14:06:45.689 |

Weather / Track : Bright / Dry

Assen

Circuit Length = 2.8222 miles

Start: 13:55 Flag 14:20 End: 14:22

MCRCB BULLETIN TK037

2016 MCE British Superbike Championship - Round 11

2016 HEL Performance British Motostar Moto 3 GP & ADAC NEC

QUALIFYING 1 - SECTOR ANALYSIS

SECTOR 1 = FL to I1, SECTOR 2 = I1 to I2, SECTOR 3 = I2 to FL, DIFF = Difference To Personal Best Lap, P = Crossed Finish Line in Pit Lane, D = Time Disallowed

| | | | | | | | | | |
|-------------|---------------|--------------|---------------|---------------|--------------|---------------------|--------------|-------|---------------------|
| 6 - | 43.569 | 120.6 | 43.267 | 25.925 | 103.3 | 1:52.761 | 90.10 | 1.136 | 14:08:38.450 |
| 7 - | 43.500 | 120.0 | 42.994 | 26.072 | 103.5 | 1:52.566 | 90.25 | 0.941 | 14:10:31.016 |
| 8 - | 43.479 | 116.9 | 43.043 | 26.202 | 102.6 | 1:52.724 | 90.13 | 1.099 | 14:12:23.740 |
| 9 - | 43.875 | 117.5 | 43.120 | 25.958 | 102.8 | 1:52.953 | 89.95 | 1.328 | 14:14:16.693 |
| 10 - | 43.187 | 117.9 | 43.245 | 26.006 | 103.3 | 1:52.438 | 90.36 | 0.813 | 14:16:09.131 |
| 11 - | 43.028 | 118.9 | 43.190 | 26.081 | 103.5 | 1:52.299 (3) | 90.47 | 0.674 | 14:18:01.430 |
| 12 - | 43.222 | 118.9 | 42.606 | 25.797 | 103.8 | 1:51.625 (1) | 91.02 | | 14:19:53.055 |
| 13 - | 42.998 | 119.8 | 42.749 | 26.477 | 102.8 | 1:52.224 (2) | 90.53 | 0.599 | 14:21:45.279 |

| P27 | | 9 OGP | | Ruben DOORAKKERS | | Honda - | | | |
|---------------------------|---------------|--------------------------|---------------|--------------------|--------------|---------------------|--------------|--------------|---------------------|
| IDEAL LAP TIME : 1:51.850 | | BEST LAP TIME : 1:52.118 | | DIFFERENCE : 0.268 | | | | | |
| LAP | SECTOR 1 | SECTOR 2 | SECTOR 3 | LAP TIME | MPH | DIFF | TIME OF DAY | | |
| 1 - | OUTLAP | 117.3 | 45.389 | 27.066 | 98.3 | | | 13:57:36.588 | |
| 2 - | 44.899 | 116.1 | 44.467 | IN PIT | | 2:06.391 P | 80.38 | 14.273 | 13:59:42.979 |
| 3 - | OUTLAP | 116.3 | 44.102 | 26.409 | 99.8 | 3:53.753 | 43.46 | 2:01.635 | 14:03:36.732 |
| 4 - | 43.864 | 117.1 | 44.037 | 26.391 | 102.3 | 1:54.292 | 88.89 | 2.174 | 14:05:31.024 |
| 5 - | 43.632 | 117.7 | 44.085 | 26.278 | 101.6 | 1:53.995 | 89.12 | 1.877 | 14:07:25.019 |
| 6 - | 43.682 | 116.9 | 43.492 | 26.020 | 101.6 | 1:53.194 (3) | 89.75 | 1.076 | 14:09:18.213 |
| 7 - | 43.909 | 116.3 | 43.607 | 26.000 | 101.9 | 1:53.516 | 89.50 | 1.398 | 14:11:11.729 |
| 8 - | 43.987 | 116.5 | 43.457 | 26.068 | 102.8 | 1:53.512 | 89.50 | 1.394 | 14:13:05.241 |
| 9 - | 47.622 | 116.3 | 43.520 | 25.836 | 104.0 | 1:56.978 | 86.85 | 4.860 | 14:15:02.219 |
| 10 - | 43.514 | 118.7 | 43.923 | 26.225 | 102.1 | 1:53.662 | 89.38 | 1.544 | 14:16:55.881 |
| 11 - | 43.284 | 117.7 | 43.129 | 25.997 | 103.5 | 1:52.410 (2) | 90.38 | 0.292 | 14:18:48.291 |
| 12 - | 43.084 | 117.9 | 42.930 | 26.104 | 103.8 | 1:52.118 (1) | 90.62 | | 14:20:40.409 |

| P28 | | 13 AGP | | Maximilian KOFLER | | KTM - MSV Schwanenstadt | | | |
|---------------------------|---------------|--------------------------|---------------|--------------------|--------------|-------------------------|--------------|--------------|---------------------|
| IDEAL LAP TIME : 1:52.245 | | BEST LAP TIME : 1:52.500 | | DIFFERENCE : 0.255 | | | | | |
| LAP | SECTOR 1 | SECTOR 2 | SECTOR 3 | LAP TIME | MPH | DIFF | TIME OF DAY | | |
| 1 - | | 122.6 | 46.113 | 27.093 | 102.1 | | | 13:57:02.081 | |
| 2 - | 50.341 | 124.5 | 43.919 | 26.685 | 104.5 | 2:00.945 | 84.00 | 8.445 | 13:59:03.026 |
| 3 - | 44.171 | 123.3 | 44.500 | 26.824 | 103.0 | 1:55.495 | 87.97 | 2.995 | 14:00:58.521 |
| 4 - | 44.051 | 121.7 | 44.913 | IN PIT | | 2:02.196 P | 83.14 | 9.696 | 14:03:00.717 |
| 5 - | OUTLAP | 120.4 | 44.423 | 26.803 | 103.3 | 3:43.238 | 45.51 | 1:50.738 | 14:06:43.955 |
| 6 - | 43.798 | 122.4 | 43.360 | 26.422 | 102.3 | 1:53.580 | 89.45 | 1.080 | 14:08:37.535 |
| 7 - | 44.116 | 120.9 | 43.822 | 26.414 | 105.0 | 1:54.352 | 88.84 | 1.852 | 14:10:31.887 |
| 8 - | 43.674 | 124.2 | 43.319 | 26.213 | 104.0 | 1:53.206 | 89.74 | 0.706 | 14:12:25.093 |
| 9 - | 43.639 | 121.7 | 42.955 | 26.161 | 103.5 | 1:52.755 (3) | 90.10 | 0.255 | 14:14:17.848 |
| 10 - | 43.652 | 121.3 | 43.194 | 26.113 | 102.6 | 1:52.959 | 89.94 | 0.459 | 14:16:10.807 |
| 11 - | 43.588 | 121.7 | 42.836 | 26.493 | 105.2 | 1:52.917 | 89.97 | 0.417 | 14:18:03.724 |
| 12 - | 43.378 | 121.7 | 43.008 | 26.114 | 104.2 | 1:52.500 (1) | 90.31 | | 14:19:56.224 |
| 13 - | 43.316 | 120.6 | 43.164 | 26.093 | 104.0 | 1:52.573 (2) | 90.25 | 0.073 | 14:21:48.797 |

| P29 | | 22 | | Tasia RODINK | | Honda - GA Competition | | | |
|---------------------------|---------------|--------------------------|---------------|--------------------|--------------|------------------------|--------------|--------------|---------------------|
| IDEAL LAP TIME : 1:52.289 | | BEST LAP TIME : 1:52.589 | | DIFFERENCE : 0.300 | | | | | |
| LAP | SECTOR 1 | SECTOR 2 | SECTOR 3 | LAP TIME | MPH | DIFF | TIME OF DAY | | |
| 1 - | OUTLAP | 114.1 | 44.346 | 26.425 | 101.4 | | | 13:58:29.755 | |
| 2 - | 44.223 | 116.9 | 42.933 | 25.962 | 102.6 | 1:53.118 (3) | 89.81 | 0.529 | 14:00:22.873 |
| 3 - | 43.808 | 117.5 | 42.991 | 25.790 | 102.3 | 1:52.589 (1) | 90.24 | | 14:02:15.462 |
| 4 - | 43.642 | 115.1 | 43.412 | 26.077 | 102.3 | 1:53.131 | 89.80 | 0.542 | 14:04:08.593 |
| 5 - | 44.041 | 117.5 | 43.206 | IN PIT | | 2:00.441 P | 84.35 | 7.852 | 14:06:09.034 |
| 6 - | OUTLAP | 114.7 | 44.074 | 26.526 | 101.9 | 9:53.973 | 17.10 | 8:01.384 | 14:16:03.007 |
| 7 - | 44.377 | 116.3 | 42.978 | 26.263 | 102.6 | 1:53.618 | 89.42 | 1.029 | 14:17:56.625 |
| 8 - | 43.566 | 118.7 | 43.033 | 26.364 | 103.3 | 1:52.963 (2) | 89.94 | 0.374 | 14:19:49.588 |
| 9 - | 43.761 | 116.7 | 43.770 | 25.956 | 102.8 | 1:53.487 | 89.52 | 0.898 | 14:21:43.075 |

| P30 | | 154 AS | | Lukas FALCK | | Honda - | | | |
|---------------------------|----------|--------------------------|----------|--------------------|-------|----------|-------------|--------------|--------------|
| IDEAL LAP TIME : 1:52.868 | | BEST LAP TIME : 1:52.930 | | DIFFERENCE : 0.062 | | | | | |
| LAP | SECTOR 1 | SECTOR 2 | SECTOR 3 | LAP TIME | MPH | DIFF | TIME OF DAY | | |
| 1 - | OUTLAP | 115.5 | 46.192 | 28.212 | 97.8 | | | 13:57:46.666 | |
| 2 - | 45.237 | 116.7 | 44.458 | 27.025 | 101.9 | 1:56.720 | 87.04 | 3.790 | 13:59:43.386 |

Weather / Track : Bright / Dry

Assen

Circuit Length = 2.8222 miles

Start: 13:55 Flag 14:20 End: 14:22

MCRCB BULLETIN TK037

2016 MCE British Superbike Championship - Round 11

2016 HEL Performance British Motostar Moto 3 GP & ADAC NEC

QUALIFYING 1 - SECTOR ANALYSIS

SECTOR 1 = FL to I1, SECTOR 2 = I1 to I2, SECTOR 3 = I2 to FL, DIFF = Difference To Personal Best Lap, P = Crossed Finish Line in Pit Lane, D = Time Disallowed

| | | | | | | | | | |
|------|---------------|--------------|---------------|---------------|--------------|---------------------|--------------|-------|---------------------|
| 3 - | 44.551 | 117.7 | 43.978 | 26.853 | 100.7 | 1:55.382 | 88.05 | 2.452 | 14:01:38.768 |
| 4 - | 44.305 | 117.3 | 43.791 | 27.132 | 97.2 | 1:55.228 | 88.17 | 2.298 | 14:03:33.996 |
| 5 - | 44.306 | 119.1 | 43.419 | 26.583 | 101.4 | 1:54.308 | 88.88 | 1.378 | 14:05:28.304 |
| 6 - | 43.873 | 117.7 | 43.832 | 26.510 | 100.9 | 1:54.215 | 88.95 | 1.285 | 14:07:22.519 |
| 7 - | 43.997 | 117.5 | 43.267 | 26.423 | 102.3 | 1:53.687 (3) | 89.36 | 0.757 | 14:09:16.206 |
| 8 - | 46.069 | 117.9 | 43.560 | 26.715 | 101.4 | 1:56.344 | 87.32 | 3.414 | 14:11:12.550 |
| 9 - | 44.557 | 118.3 | 43.524 | 26.532 | 102.3 | 1:54.613 | 88.64 | 1.683 | 14:13:07.163 |
| 10 - | 44.047 | 117.5 | 43.361 | 26.456 | 102.6 | 1:53.864 | 89.23 | 0.934 | 14:15:01.027 |
| 11 - | 44.028 | 118.5 | 44.332 | 26.687 | 102.3 | 1:55.047 | 88.31 | 2.117 | 14:16:56.074 |
| 12 - | 43.878 | 118.7 | 43.038 | 26.282 | 101.9 | 1:53.198 (2) | 89.75 | 0.268 | 14:18:49.272 |
| 13 - | 43.647 | 118.5 | 42.939 | 26.344 | 101.4 | 1:52.930 (1) | 89.96 | | 14:20:42.202 |

| P31 5 William SVARD | | Honda - Nordgren Racing | | | | | | | |
|---------------------------|---------------|--------------------------|---------------|--------------------|--------------|---------------------|--------------|--------|---------------------|
| IDEAL LAP TIME : 1:52.976 | | BEST LAP TIME : 1:52.976 | | DIFFERENCE : 0.000 | | | | | |
| LAP | SECTOR 1 | SECTOR 2 | SECTOR 3 | LAP TIME | MPH | DIFF | TIME OF DAY | | |
| 1 - | OUTLAP | 111.1 | 45.835 | 27.472 | 99.8 | | | | 13:57:18.151 |
| 2 - | 46.902 | 104.5 | 44.266 | 27.390 | 100.0 | 1:58.558 | 85.69 | 5.582 | 13:59:16.709 |
| 3 - | 45.527 | 91.5 | 47.228 | 26.666 | 101.4 | 1:59.421 | 85.07 | 6.445 | 14:01:16.130 |
| 4 - | 44.633 | 113.1 | 44.534 | 26.531 | 100.0 | 1:55.698 | 87.81 | 2.722 | 14:03:11.828 |
| 5 - | 44.463 | 113.9 | 43.182 | 26.598 | 100.3 | 1:54.243 (2) | 88.93 | 1.267 | 14:05:06.071 |
| 6 - | 45.698 | 109.8 | 45.020 | IN PIT | | 2:06.437 P | 80.35 | 13.461 | 14:07:12.508 |
| 7 - | OUTLAP | 112.0 | 44.147 | 26.887 | 100.0 | 2:50.271 | 59.67 | 57.295 | 14:10:02.779 |
| 8 - | 44.979 | 110.9 | 49.839 | 26.593 | 101.4 | 2:01.411 | 83.68 | 8.435 | 14:12:04.190 |
| 9 - | 44.195 | 116.3 | 44.004 | 27.114 | 100.0 | 1:55.313 | 88.10 | 2.337 | 14:13:59.503 |
| 10 - | 45.561 | 100.9 | 44.351 | 26.734 | 99.8 | 1:56.646 | 87.10 | 3.670 | 14:15:56.149 |
| 11 - | 44.996 | 110.9 | 43.660 | 26.589 | 101.6 | 1:55.245 (3) | 88.16 | 2.269 | 14:17:51.394 |
| 12 - | 44.182 | 115.1 | 42.528 | 26.266 | 100.7 | 1:52.976 (1) | 89.93 | | 14:19:44.370 |

| P32 25 AGP Johanna INNERFORS | | Honda - | | | | | | | |
|------------------------------|---------------|--------------------------|---------------|--------------------|--------------|---------------------|--------------|-------|---------------------|
| IDEAL LAP TIME : 1:52.975 | | BEST LAP TIME : 1:53.278 | | DIFFERENCE : 0.303 | | | | | |
| LAP | SECTOR 1 | SECTOR 2 | SECTOR 3 | LAP TIME | MPH | DIFF | TIME OF DAY | | |
| 1 - | OUTLAP | 112.5 | 47.592 | 28.031 | 101.2 | | | | 13:57:06.075 |
| 2 - | 46.303 | 116.7 | 45.027 | 26.952 | 104.2 | 1:58.282 | 85.89 | 5.004 | 13:59:04.357 |
| 3 - | 45.159 | 117.7 | 44.616 | 26.962 | 103.5 | 1:56.737 | 87.03 | 3.459 | 14:01:01.094 |
| 4 - | 44.703 | 116.3 | 43.991 | 26.818 | 103.3 | 1:55.512 | 87.95 | 2.234 | 14:02:56.606 |
| 5 - | 44.320 | 115.3 | 43.573 | 26.395 | 103.8 | 1:54.288 | 88.89 | 1.010 | 14:04:50.894 |
| 6 - | 44.389 | 116.5 | 43.589 | 26.606 | 104.7 | 1:54.584 | 88.67 | 1.306 | 14:06:45.478 |
| 7 - | 44.108 | 118.9 | 43.760 | 26.693 | 103.5 | 1:54.561 | 88.68 | 1.283 | 14:08:40.039 |
| 8 - | 44.748 | 117.1 | 43.304 | 26.402 | 104.0 | 1:54.454 | 88.77 | 1.176 | 14:10:34.493 |
| 9 - | 44.013 | 117.3 | 43.561 | 26.999 | 104.7 | 1:54.573 | 88.67 | 1.295 | 14:12:29.066 |
| 10 - | 44.641 | 114.3 | 43.152 | 27.109 | 105.2 | 1:54.902 | 88.42 | 1.624 | 14:14:23.968 |
| 11 - | 43.944 | 114.7 | 43.080 | 26.405 | 103.3 | 1:53.429 (3) | 89.57 | 0.151 | 14:16:17.397 |
| 12 - | 44.121 | 114.7 | 42.927 | 26.230 | 103.5 | 1:53.278 (1) | 89.69 | | 14:18:10.675 |
| 13 - | 44.129 | 115.9 | 42.801 | 26.423 | 104.2 | 1:53.353 (2) | 89.63 | 0.075 | 14:20:04.028 |

| P33 122 AS Marie MENDE | | Honda - MM-Racing | | | | | | | |
|---------------------------|---------------|--------------------------|---------------|--------------------|--------------|---------------------|--------------|-------|---------------------|
| IDEAL LAP TIME : 1:53.636 | | BEST LAP TIME : 1:53.683 | | DIFFERENCE : 0.047 | | | | | |
| LAP | SECTOR 1 | SECTOR 2 | SECTOR 3 | LAP TIME | MPH | DIFF | TIME OF DAY | | |
| 1 - | OUTLAP | 111.2 | 45.429 | 26.985 | 101.4 | | | | 13:58:10.244 |
| 2 - | 45.283 | 114.7 | 43.327 | 26.537 | 104.0 | 1:55.147 | 88.23 | 1.464 | 14:00:05.391 |
| 3 - | 44.853 | 116.3 | 43.519 | 26.611 | 101.6 | 1:54.983 | 88.36 | 1.300 | 14:02:00.374 |
| 4 - | 44.009 | 116.3 | 43.437 | 26.743 | 101.2 | 1:54.189 (2) | 88.97 | 0.506 | 14:03:54.563 |
| 5 - | 44.262 | 113.5 | 43.556 | 26.563 | 101.6 | 1:54.381 (3) | 88.82 | 0.698 | 14:05:48.944 |
| 6 - | 44.056 | 112.4 | 43.195 | 26.432 | 104.0 | 1:53.683 (1) | 89.37 | | 14:07:42.627 |
| 7 - | 44.469 | 111.4 | 44.515 | 26.790 | 102.1 | 1:55.774 | 87.75 | 2.091 | 14:09:38.401 |
| 8 - | 44.610 | 111.8 | 43.737 | 26.502 | 102.6 | 1:54.849 | 88.46 | 1.166 | 14:11:33.250 |
| 9 - | 44.124 | 113.3 | 43.625 | 26.740 | 102.6 | 1:54.489 | 88.74 | 0.806 | 14:13:27.739 |
| 10 - | 45.983 | 106.1 | 46.230 | 26.640 | 103.3 | 1:58.853 | 85.48 | 5.170 | 14:15:26.592 |
| 11 - | 44.338 | 113.1 | 43.881 | 26.547 | 101.2 | 1:54.766 | 88.52 | 1.083 | 14:17:21.358 |
| 12 - | 44.375 | 112.7 | 43.424 | 26.615 | 102.8 | 1:54.414 | 88.80 | 0.731 | 14:19:15.772 |
| 13 - | 46.046 | 113.7 | 44.002 | 26.944 | 102.3 | 1:56.992 | 86.84 | 3.309 | 14:21:12.764 |

Weather / Track : Bright / Dry

Assen

Circuit Length = 2.8222 miles

Start: 13:55 Flag 14:20 End: 14:22

MCRCB BULLETIN TK037

2016 MCE British Superbike Championship - Round 11

2016 HEL Performance British Motostar Moto 3 GP & ADAC NEC

QUALIFYING 1 - SECTOR ANALYSIS

SECTOR 1 = FL to I1, SECTOR 2 = I1 to I2, SECTOR 3 = I2 to FL, DIFF = Difference To Personal Best Lap, P = Crossed Finish Line in Pit Lane, D = Time Disallowed

| P34 99 | | Stephen CAMPBELL | | | | Honda - Campbell Racing | | | |
|---------------------------|---------------|--------------------------|---------------|---------------|--------------|-------------------------|--------------|----------|---------------------|
| IDEAL LAP TIME : 1:53.749 | | BEST LAP TIME : 1:53.749 | | | | DIFFERENCE : 0.000 | | | |
| LAP | SECTOR 1 | SECTOR 2 | SECTOR 3 | LAP TIME | MPH | DIFF | TIME OF DAY | | |
| 1 - | OUTLAP | 114.1 | 46.643 | 27.502 | 100.5 | | 13:58:08.065 | | |
| 2 - | 45.593 | 115.5 | 44.573 | 27.081 | 100.3 | 1:57.247 | 86.65 | 3.498 | 14:00:05.312 |
| 3 - | 45.177 | 117.5 | 45.205 | 26.848 | 98.7 | 1:57.230 | 86.66 | 3.481 | 14:02:02.542 |
| 4 - | 45.383 | 113.5 | 44.132 | 27.145 | 98.9 | 1:56.660 | 87.09 | 2.911 | 14:03:59.202 |
| 5 - | 44.655 | 113.5 | 43.934 | 26.456 | 99.4 | 1:55.045 (3) | 88.31 | 1.296 | 14:05:54.247 |
| 6 - | 45.160 | 107.8 | 45.717 | IN PIT | | 2:05.581 P | 80.90 | 11.832 | 14:07:59.828 |
| 7 - | OUTLAP | 109.2 | 45.913 | 27.157 | 99.8 | 6:04.075 | 27.90 | 4:10.326 | 14:14:03.903 |
| 8 - | 44.759 | 112.9 | 44.900 | 26.933 | 99.8 | 1:56.592 | 87.14 | 2.843 | 14:16:00.495 |
| 9 - | 44.755 | 114.1 | 44.002 | 26.388 | 100.5 | 1:55.145 | 88.23 | 1.396 | 14:17:55.640 |
| 10 - | 44.180 | 115.3 | 43.314 | 26.255 | 100.5 | 1:53.749 (1) | 89.32 | | 14:19:49.389 |
| 11 - | 44.425 | 114.7 | 43.639 | 26.275 | 100.9 | 1:54.339 (2) | 88.86 | 0.590 | 14:21:43.728 |

| P35 66 | | Cameron FRASER | | | | Kalex KTM - FPW Racing | | | |
|---------------------------|---------------|--------------------------|---------------|---------------|--------------|------------------------|--------------|-------|---------------------|
| IDEAL LAP TIME : 1:53.365 | | BEST LAP TIME : 1:53.792 | | | | DIFFERENCE : 0.427 | | | |
| LAP | SECTOR 1 | SECTOR 2 | SECTOR 3 | LAP TIME | MPH | DIFF | TIME OF DAY | | |
| 1 - | OUTLAP | 116.5 | 47.618 | 27.883 | 102.8 | | 13:58:07.928 | | |
| 2 - | 45.892 | 118.3 | 45.479 | 27.065 | 104.7 | 1:58.436 | 85.78 | 4.644 | 14:00:06.364 |
| 3 - | 44.922 | 122.2 | 45.100 | 28.466 | 102.6 | 1:58.488 | 85.74 | 4.696 | 14:02:04.852 |
| 4 - | 45.012 | 118.1 | 46.087 | 27.165 | 102.6 | 1:58.264 | 85.91 | 4.472 | 14:04:03.116 |
| 5 - | 44.633 | 119.4 | 44.773 | 27.389 | 104.0 | 1:56.795 | 86.99 | 3.003 | 14:05:59.911 |
| 6 - | 44.769 | 118.7 | 44.772 | 27.106 | 105.5 | 1:56.647 | 87.10 | 2.855 | 14:07:56.558 |
| 7 - | 44.316 | 118.1 | 44.665 | 26.985 | 103.5 | 1:55.966 | 87.61 | 2.174 | 14:09:52.524 |
| 8 - | 44.566 | 118.1 | 44.617 | 27.007 | 104.2 | 1:56.190 | 87.44 | 2.398 | 14:11:48.714 |
| 9 - | 43.964 | 118.9 | 44.789 | 26.722 | 104.2 | 1:55.475 | 87.98 | 1.683 | 14:13:44.189 |
| 10 - | 44.014 | 118.7 | 44.445 | 26.704 | 105.0 | 1:55.163 (3) | 88.22 | 1.371 | 14:15:39.352 |
| 11 - | 43.840 | 119.4 | 43.322 | 26.699 | 104.7 | 1:53.861 (2) | 89.23 | 0.069 | 14:17:33.213 |
| 12 - | 44.091 | 118.9 | 44.323 | 26.764 | 105.5 | 1:55.178 | 88.21 | 1.386 | 14:19:28.391 |
| 13 - | 43.505 | 121.1 | 43.749 | 26.538 | 103.5 | 1:53.792 (1) | 89.28 | | 14:21:22.183 |

| P36 54 | | Sam BURMAN | | | | KTM - TeamWNT / Burman Racing | | | |
|---------------------------|---------------|--------------------------|---------------|---------------|--------------|-------------------------------|--------------|--------|---------------------|
| IDEAL LAP TIME : 1:53.715 | | BEST LAP TIME : 1:53.911 | | | | DIFFERENCE : 0.196 | | | |
| LAP | SECTOR 1 | SECTOR 2 | SECTOR 3 | LAP TIME | MPH | DIFF | TIME OF DAY | | |
| 1 - | | 121.5 | 45.861 | 28.047 | 105.5 | | 13:56:59.280 | | |
| 2 - | 44.771 | 125.4 | 44.453 | 27.204 | 106.5 | 1:56.428 | 87.26 | 2.517 | 13:58:55.708 |
| 3 - | 44.620 | 125.2 | 44.894 | 27.131 | 106.2 | 1:56.645 | 87.10 | 2.734 | 14:00:52.353 |
| 4 - | 44.375 | 124.9 | 44.775 | 27.192 | 106.5 | 1:56.342 | 87.33 | 2.431 | 14:02:48.695 |
| 5 - | 44.074 | 125.4 | 44.782 | 26.916 | 106.7 | 1:55.772 | 87.76 | 1.861 | 14:04:44.467 |
| 6 - | 43.873 | 125.6 | 44.293 | 27.375 | 106.7 | 1:55.541 | 87.93 | 1.630 | 14:06:40.008 |
| 7 - | 43.765 | 122.4 | 44.352 | 26.943 | 106.7 | 1:55.060 (3) | 88.30 | 1.149 | 14:08:35.068 |
| 8 - | 44.345 | 122.9 | 44.402 | 26.747 | 107.0 | 1:55.494 | 87.97 | 1.583 | 14:10:30.562 |
| 9 - | 44.816 | 118.1 | 46.190 | IN PIT | | 2:05.336 P | 81.06 | 11.425 | 14:12:35.898 |
| 10 - | OUTLAP | 120.2 | 47.109 | 27.522 | 106.2 | 2:38.770 | 63.99 | 44.859 | 14:15:14.668 |
| 11 - | 44.175 | 123.8 | 44.394 | 26.721 | 106.7 | 1:55.290 | 88.12 | 1.379 | 14:17:09.958 |
| 12 - | 43.892 | 124.2 | 43.945 | 26.353 | 108.0 | 1:54.190 (2) | 88.97 | 0.279 | 14:19:04.148 |
| 13 - | 43.652 | 125.9 | 43.710 | 26.549 | 108.0 | 1:53.911 (1) | 89.19 | | 14:20:58.059 |

| P37 23 | | Sam LLEWELLYN | | | | Honda - Mammoth Motorsport | | | |
|---------------------------|---------------|--------------------------|----------|----------|--------------|----------------------------|--------------|--------|--------------|
| IDEAL LAP TIME : 1:53.543 | | BEST LAP TIME : 1:53.982 | | | | DIFFERENCE : 0.439 | | | |
| LAP | SECTOR 1 | SECTOR 2 | SECTOR 3 | LAP TIME | MPH | DIFF | TIME OF DAY | | |
| 1 - | OUTLAP | 101.3 | 47.915 | 29.032 | 102.1 | | 13:57:22.266 | | |
| 2 - | 46.115 | 116.3 | 44.773 | 26.975 | 102.3 | 1:57.863 | 86.20 | 3.881 | 13:59:20.129 |
| 3 - | 44.293 | 118.9 | 44.272 | 27.229 | 100.5 | 1:55.794 | 87.74 | 1.812 | 14:01:15.923 |
| 4 - | 44.235 | 114.9 | 45.241 | IN PIT | | 2:07.275 P | 79.82 | 13.293 | 14:03:23.198 |
| 5 - | OUTLAP | 116.7 | 44.672 | 27.074 | 102.8 | 2:53.823 | 58.45 | 59.841 | 14:06:17.021 |
| 6 - | 43.910 | 116.7 | 44.793 | 27.054 | 99.6 | 1:55.757 | 87.77 | 1.775 | 14:08:12.778 |
| 7 - | 44.862 | 114.1 | 44.012 | 26.876 | 104.5 | 1:55.750 | 87.77 | 1.768 | 14:10:08.528 |
| 8 - | 44.179 | 112.2 | 43.709 | 27.002 | 100.5 | 1:54.890 | 88.43 | 0.908 | 14:12:03.418 |

Weather / Track : Bright / Dry

Assen

Circuit Length = 2.8222 miles

Start: 13:55 Flag 14:20 End: 14:22

MCRCB BULLETIN TK037

2016 MCE British Superbike Championship - Round 11

2016 HEL Performance British Motostar Moto 3 GP & ADAC NEC

QUALIFYING 1 - SECTOR ANALYSIS

SECTOR 1 = FL to I1, SECTOR 2 = I1 to I2, SECTOR 3 = I2 to FL, DIFF = Difference To Personal Best Lap, P = Crossed Finish Line in Pit Lane, D = Time Disallowed

| | | | | | | | | | |
|------|--------|--------------|---------------|---------------|-------|---------------------|--------------|-------|---------------------|
| 9 - | 44.854 | 115.3 | 44.060 | 26.930 | 101.2 | 1:55.844 | 87.70 | 1.862 | 14:13:59.262 |
| 10 - | 46.622 | 104.2 | 44.979 | 26.680 | 102.6 | 1:58.281 | 85.89 | 4.299 | 14:15:57.543 |
| 11 - | 44.261 | 117.7 | 43.718 | 26.603 | 104.0 | 1:54.582 (3) | 88.67 | 0.600 | 14:17:52.125 |
| 12 - | 44.342 | 118.1 | 43.417 | 26.445 | 103.5 | 1:54.204 (2) | 88.96 | 0.222 | 14:19:46.329 |
| 13 - | 44.301 | 118.9 | 43.188 | 26.493 | 102.6 | 1:53.982 (1) | 89.13 | | 14:21:40.311 |

| P38 | 6 | Lukas KARLSSON | | | Honda - Nordgren Racing | | | | | |
|---------------------------|---------------|--------------------------|---------------|---------------|-------------------------|---------------------|--------------|--------|---------------------|--------------|
| IDEAL LAP TIME : 1:53.854 | | BEST LAP TIME : 1:54.255 | | | DIFFERENCE : 0.401 | | | | | |
| LAP | SECTOR 1 | SECTOR 2 | SECTOR 3 | LAP TIME | MPH | DIFF | TIME OF DAY | | | |
| 1 - | OUTLAP | 112.2 | 46.522 | 28.000 | 99.4 | | | | 13:57:06.237 | |
| 2 - | 45.401 | 112.5 | 43.810 | 26.806 | 99.1 | 1:56.017 | 87.57 | 1.762 | 13:59:02.254 | |
| 3 - | 45.193 | 113.7 | 44.439 | 26.864 | 100.7 | 1:56.496 | 87.21 | 2.241 | 14:00:58.750 | |
| 4 - | 44.640 | 115.5 | 44.267 | 27.035 | 100.0 | 1:55.942 | 87.63 | 1.687 | 14:02:54.692 | |
| 5 - | 44.701 | 109.8 | 44.265 | 26.259 | 100.7 | 1:55.225 | 88.17 | 0.970 | 14:04:49.917 | |
| 6 - | 44.693 | 113.3 | 43.679 | 26.692 | 101.4 | 1:55.064 | 88.30 | 0.809 | 14:06:44.981 | |
| 7 - | 44.245 | 112.9 | 43.841 | 26.370 | 101.6 | 1:54.456 (2) | 88.76 | 0.201 | 14:08:39.437 | |
| 8 - | 44.719 | 113.9 | 43.515 | 26.271 | 100.3 | 1:54.505 (3) | 88.73 | 0.250 | 14:10:33.942 | |
| 9 - | 44.622 | 112.9 | 43.871 | 26.861 | 100.9 | 1:55.354 | 88.07 | 1.099 | 14:12:29.296 | |
| 10 - | 44.687 | 111.2 | 43.754 | IN PIT | | 2:05.822 | P | 80.75 | 11.567 | 14:14:35.118 |
| 11 - | OUTLAP | 109.4 | 44.348 | 26.902 | 98.9 | 2:37.536 | 64.49 | 43.281 | 14:17:12.654 | |
| 12 - | 44.646 | 112.2 | 43.425 | 26.184 | 101.2 | 1:54.255 (1) | 88.92 | | 14:19:06.909 | |
| 13 - | 44.331 | 112.4 | 43.834 | 26.354 | 100.5 | 1:54.519 | 88.72 | 0.264 | 14:21:01.428 | |

| P39 | 33 | Miguel CORREIA-LOURENCO | | | Kalex KTM - Racing Team Noord NL | | | | | |
|---------------------------|---------------|--------------------------------|---------------|---------------|----------------------------------|---------------------|--------------|--------|---------------------|--------------|
| IDEAL LAP TIME : 1:54.524 | | BEST LAP TIME : 1:55.048 | | | DIFFERENCE : 0.524 | | | | | |
| LAP | SECTOR 1 | SECTOR 2 | SECTOR 3 | LAP TIME | MPH | DIFF | TIME OF DAY | | | |
| 1 - | OUTLAP | 111.6 | 46.401 | 27.117 | 99.6 | | | | 13:57:37.655 | |
| 2 - | 45.720 | 113.1 | 45.404 | 27.102 | 99.4 | 1:58.226 | 85.93 | 3.178 | 13:59:35.881 | |
| 3 - | 45.380 | 113.1 | 44.967 | 27.040 | 99.4 | 1:57.387 | 86.55 | 2.339 | 14:01:33.268 | |
| 4 - | 45.023 | 112.2 | 45.017 | 26.815 | 98.1 | 1:56.855 | 86.94 | 1.807 | 14:03:30.123 | |
| 5 - | 45.194 | 112.5 | 44.921 | 26.684 | 100.0 | 1:56.799 | 86.98 | 1.751 | 14:05:26.922 | |
| 6 - | 44.817 | 111.6 | 44.925 | 27.293 | 95.1 | 1:57.035 | 86.81 | 1.987 | 14:07:23.957 | |
| 7 - | 45.204 | 114.1 | 44.189 | 26.841 | 99.4 | 1:56.234 | 87.41 | 1.186 | 14:09:20.191 | |
| 8 - | 45.231 | 111.6 | 44.770 | IN PIT | | 2:06.338 | P | 80.42 | 11.290 | 14:11:26.529 |
| 9 - | OUTLAP | 111.6 | 45.173 | 26.960 | 99.4 | 2:45.142 | 61.52 | 50.094 | 14:14:11.671 | |
| 10 - | 44.926 | 112.4 | 44.430 | 26.953 | 100.0 | 1:56.309 | 87.35 | 1.261 | 14:16:07.980 | |
| 11 - | 44.773 | 114.9 | 44.254 | 26.426 | 100.0 | 1:55.453 (2) | 88.00 | 0.405 | 14:18:03.433 | |
| 12 - | 44.651 | 116.7 | 43.572 | 26.825 | 99.1 | 1:55.048 (1) | 88.31 | | 14:19:58.481 | |
| 13 - | 44.526 | 113.7 | 44.359 | 26.642 | 101.4 | 1:55.527 (3) | 87.94 | 0.479 | 14:21:54.008 | |

| P40 | 11 AS | Lotte UHRE | | | Honda - | | | | | |
|---------------------------|---------------|--------------------------|---------------|---------------|--------------------|---------------------|--------------|----------|---------------------|--------------|
| IDEAL LAP TIME : 1:54.558 | | BEST LAP TIME : 1:55.163 | | | DIFFERENCE : 0.605 | | | | | |
| LAP | SECTOR 1 | SECTOR 2 | SECTOR 3 | LAP TIME | MPH | DIFF | TIME OF DAY | | | |
| 1 - | OUTLAP | 103.2 | 46.830 | 27.631 | 98.3 | | | | 14:00:25.990 | |
| 2 - | 45.405 | 112.7 | 44.461 | 27.173 | 99.1 | 1:57.039 | 86.81 | 1.876 | 14:02:23.029 | |
| 3 - | 45.051 | 111.8 | 44.174 | 27.076 | 99.6 | 1:56.301 | 87.36 | 1.138 | 14:04:19.330 | |
| 4 - | 44.844 | 112.5 | 44.127 | 26.697 | 99.8 | 1:55.668 (3) | 87.83 | 0.505 | 14:06:14.998 | |
| 5 - | 44.797 | 112.2 | 44.588 | 27.859 | 98.7 | 1:57.244 | 86.65 | 2.081 | 14:08:12.242 | |
| 6 - | 45.202 | 113.7 | 44.097 | IN PIT | | 2:07.219 | P | 79.86 | 12.056 | 14:10:19.461 |
| 7 - | OUTLAP | 110.9 | 44.529 | 27.015 | 99.6 | 4:20.233 | 39.04 | 2:25.070 | 14:14:39.694 | |
| 8 - | 45.285 | 113.9 | 43.614 | 26.979 | 99.8 | 1:55.878 | 87.67 | 0.715 | 14:16:35.572 | |
| 9 - | 44.477 | 113.1 | 43.534 | 27.152 | 98.7 | 1:55.163 (1) | 88.22 | | 14:18:30.735 | |
| 10 - | 44.375 | 113.7 | 43.486 | 27.316 | 99.6 | 1:55.177 (2) | 88.21 | 0.014 | 14:20:25.912 | |

| P41 | 91 AS | Patrick ECKERT | | | Honda - | | | | |
|---------------------------|--------------|--------------------------|----------|----------|--------------------|----------|-------------|-------|--------------|
| IDEAL LAP TIME : 1:55.592 | | BEST LAP TIME : 1:55.592 | | | DIFFERENCE : 0.000 | | | | |
| LAP | SECTOR 1 | SECTOR 2 | SECTOR 3 | LAP TIME | MPH | DIFF | TIME OF DAY | | |
| 1 - | OUTLAP | 110.9 | 47.882 | 28.669 | 98.3 | | | | 13:57:57.394 |
| 2 - | 47.569 | 111.2 | 46.518 | 28.183 | 99.8 | 2:02.270 | 83.09 | 6.678 | 13:59:59.664 |
| 3 - | 45.617 | 115.3 | 47.373 | 28.162 | 100.0 | 2:01.152 | 83.86 | 5.560 | 14:02:00.816 |

Assen

Circuit Length = 2.8222 miles

Start: 13:55 Flag 14:20 End: 14:22

Weather / Track : Bright / Dry

MCRCB BULLETIN TK037

2016 MCE British Superbike Championship - Round 11

2016 HEL Performance British Motostar Moto 3 GP & ADAC NEC

QUALIFYING 1 - SECTOR ANALYSIS

SECTOR 1 = FL to I1, SECTOR 2 = I1 to I2, SECTOR 3 = I2 to FL, DIFF = Difference To Personal Best Lap, P = Crossed Finish Line in Pit Lane, D = Time Disallowed

| | | | | | | | | | |
|------|---------------|--------------|---------------|---------------|--------------|---------------------|--------------|-------|---------------------|
| 4 - | 45.537 | 112.9 | 45.984 | 27.526 | 98.9 | 1:59.047 | 85.34 | 3.455 | 14:03:59.863 |
| 5 - | 45.771 | 111.8 | 46.509 | 27.619 | 99.6 | 1:59.899 | 84.73 | 4.307 | 14:05:59.762 |
| 6 - | 45.437 | 115.5 | 45.259 | 27.305 | 100.5 | 1:58.001 | 86.10 | 2.409 | 14:07:57.763 |
| 7 - | 45.330 | 112.2 | 45.047 | 27.279 | 100.0 | 1:57.656 | 86.35 | 2.064 | 14:09:55.419 |
| 8 - | 45.569 | 115.1 | 45.232 | 27.730 | 99.6 | 1:58.531 | 85.71 | 2.939 | 14:11:53.950 |
| 9 - | 44.876 | 113.3 | 44.964 | 27.359 | 100.3 | 1:57.199 | 86.69 | 1.607 | 14:13:51.149 |
| 10 - | 45.582 | 112.0 | 44.661 | 27.508 | 100.0 | 1:57.751 | 86.28 | 2.159 | 14:15:48.900 |
| 11 - | 44.791 | 116.9 | 44.376 | 27.078 | 100.9 | 1:56.245 (2) | 87.40 | 0.653 | 14:17:45.145 |
| 12 - | 44.298 | 114.3 | 44.308 | 26.986 | 101.2 | 1:55.592 (1) | 87.89 | | 14:19:40.737 |
| 13 - | 44.917 | 112.4 | 44.773 | 27.010 | 100.3 | 1:56.700 (3) | 87.06 | 1.108 | 14:21:37.437 |

| P42 93 | Steve LAWTON | Honda - Cresswell Racing | | | | | | | |
|---------------------------|--------------------------|--------------------------|---------------|---------------|--------------|---------------------|--------------|----------|---------------------|
| IDEAL LAP TIME : 1:55.360 | BEST LAP TIME : 1:55.984 | DIFFERENCE : 0.624 | | | | | | | |
| LAP | SECTOR 1 | SECTOR 2 | SECTOR 3 | LAP TIME | MPH | DIFF | TIME OF DAY | | |
| 1 - | OUTLAP | 106.5 | 48.775 | 28.500 | 97.6 | | 14:00:02.361 | | |
| 2 - | 47.448 | 113.9 | 46.496 | 27.797 | 99.4 | 2:01.741 | 83.45 | 5.757 | 14:02:04.102 |
| 3 - | 45.860 | 113.1 | 46.942 | 27.551 | 99.4 | 2:00.353 | 84.41 | 4.369 | 14:04:04.455 |
| 4 - | 45.563 | 113.3 | 44.972 | 27.065 | 100.9 | 1:57.600 | 86.39 | 1.616 | 14:06:02.055 |
| 5 - | 45.596 | 114.5 | 44.030 | 26.358 | 102.8 | 1:55.984 (1) | 87.59 | | 14:07:58.039 |
| 6 - | 45.345 | 113.7 | 44.575 | 26.598 | 100.9 | 1:56.518 (3) | 87.19 | 0.534 | 14:09:54.557 |
| 7 - | 46.201 | 112.9 | 45.266 | IN PIT | | 2:13.445 P | 76.13 | 17.461 | 14:12:08.002 |
| 8 - | OUTLAP | 113.5 | 45.405 | 26.784 | 101.2 | 4:48.994 | 35.15 | 2:53.010 | 14:16:56.996 |
| 9 - | 45.111 | 114.1 | 44.906 | 26.946 | 99.1 | 1:56.963 | 86.86 | 0.979 | 14:18:53.959 |
| 10 - | 44.972 | 113.7 | 44.390 | 26.933 | 98.3 | 1:56.295 (2) | 87.36 | 0.311 | 14:20:50.254 |

| P43 48 | Ewan POTTER | Honda - | | | | | | | |
|---------------------------|--------------------------|--------------------|---------------|---------------|--------------|---------------------|--------------|----------|---------------------|
| IDEAL LAP TIME : 1:57.012 | BEST LAP TIME : 1:57.012 | DIFFERENCE : 0.000 | | | | | | | |
| LAP | SECTOR 1 | SECTOR 2 | SECTOR 3 | LAP TIME | MPH | DIFF | TIME OF DAY | | |
| 1 - | OUTLAP | 112.2 | 47.854 | 28.371 | 101.2 | | 13:58:09.250 | | |
| 2 - | 46.447 | 116.5 | 46.664 | 27.970 | 101.4 | 2:01.081 | 83.91 | 4.069 | 14:00:10.331 |
| 3 - | 45.372 | 115.3 | 46.794 | 28.026 | 100.9 | 2:00.192 | 84.53 | 3.180 | 14:02:10.523 |
| 4 - | 45.572 | 112.4 | 46.061 | 27.635 | 101.2 | 1:59.268 (2) | 85.18 | 2.256 | 14:04:09.791 |
| 5 - | 46.150 | 113.5 | 46.069 | 28.310 | 101.6 | 2:00.529 | 84.29 | 3.517 | 14:06:10.320 |
| 6 - | 47.238 | 112.0 | 46.437 | 27.867 | 102.6 | 2:01.542 | 83.59 | 4.530 | 14:08:11.862 |
| 7 - | 46.165 | 114.9 | 45.765 | 28.024 | 101.9 | 1:59.954 (3) | 84.70 | 2.942 | 14:10:11.816 |
| 8 - | 45.900 | 109.4 | 46.743 | 27.579 | 103.5 | 2:00.222 | 84.51 | 3.210 | 14:12:12.038 |
| 9 - | 45.491 | 112.7 | 46.975 | IN PIT | | 2:11.905 P | 77.02 | 14.893 | 14:14:23.943 |
| 10 - | OUTLAP | 112.4 | 46.784 | 28.244 | 102.1 | 4:52.578 | 34.72 | 2:55.566 | 14:19:16.521 |
| 11 - | 44.693 | 115.1 | 45.211 | 27.108 | 103.3 | 1:57.012 (1) | 86.83 | | 14:21:13.533 |

| P44 17 AS | Anna ADBRING | Honda - KOAN Event Racing | | | | | | | |
|---------------------------|--------------------------|---------------------------|---------------|---------------|-------------|---------------------|--------------|-------|---------------------|
| IDEAL LAP TIME : 1:59.089 | BEST LAP TIME : 1:59.432 | DIFFERENCE : 0.343 | | | | | | | |
| LAP | SECTOR 1 | SECTOR 2 | SECTOR 3 | LAP TIME | MPH | DIFF | TIME OF DAY | | |
| 1 - | OUTLAP | 112.2 | 48.817 | 29.184 | 95.1 | | 13:57:50.099 | | |
| 2 - | 47.740 | 114.5 | 47.473 | 28.578 | 95.5 | 2:03.791 | 82.07 | 4.359 | 13:59:53.890 |
| 3 - | 47.290 | 113.9 | 47.199 | 28.933 | 95.5 | 2:03.422 | 82.32 | 3.990 | 14:01:57.312 |
| 4 - | 46.723 | 114.1 | 46.966 | 28.288 | 97.4 | 2:01.977 | 83.29 | 2.545 | 14:03:59.289 |
| 5 - | 46.322 | 113.9 | 46.939 | 28.674 | 96.8 | 2:01.935 | 83.32 | 2.503 | 14:06:01.224 |
| 6 - | 46.653 | 112.7 | 46.296 | 28.477 | 97.2 | 2:01.426 | 83.67 | 1.994 | 14:08:02.650 |
| 7 - | 46.396 | 114.9 | 45.974 | 28.471 | 97.4 | 2:00.841 | 84.07 | 1.409 | 14:10:03.491 |
| 8 - | 46.294 | 115.1 | 46.220 | 28.126 | 97.0 | 2:00.640 | 84.21 | 1.208 | 14:12:04.131 |
| 9 - | 46.077 | 115.3 | 46.033 | 28.167 | 98.9 | 2:00.277 (2) | 84.47 | 0.845 | 14:14:04.408 |
| 10 - | 45.384 | 112.4 | 46.587 | 28.494 | 97.4 | 2:00.465 | 84.34 | 1.033 | 14:16:04.873 |
| 11 - | 46.323 | 114.1 | 45.678 | 28.385 | 98.9 | 2:00.386 (3) | 84.39 | 0.954 | 14:18:05.259 |
| 12 - | 45.727 | 116.5 | 45.646 | 28.059 | 98.9 | 1:59.432 (1) | 85.07 | | 14:20:04.691 |

| P45 113 OGP | Sebastian LOSCIALE | Honda - | | | | | |
|---------------------------|---------------------------|--------------------|----------|----------|------|------|--------------|
| IDEAL LAP TIME : 1:59.963 | BEST LAP TIME : 2:00.035 | DIFFERENCE : 0.072 | | | | | |
| LAP | SECTOR 1 | SECTOR 2 | SECTOR 3 | LAP TIME | MPH | DIFF | TIME OF DAY |
| 1 - | OUTLAP | 108.5 | 48.157 | 28.759 | 99.6 | | 13:57:21.455 |

Weather / Track : Bright / Dry

Assen
Circuit Length = 2.8222 miles
Start: 13:55 Flag 14:20 End: 14:22

MCRCB BULLETIN TK037

2016 MCE British Superbike Championship - Round 11

2016 HEL Performance British Motostar Moto 3 GP & ADAC NEC

QUALIFYING 1 - SECTOR ANALYSIS

SECTOR 1 = FL to I1, SECTOR 2 = I1 to I2, SECTOR 3 = I2 to FL, DIFF = Difference To Personal Best Lap, P = Crossed Finish Line in Pit Lane, D = Time Disallowed

| | | | | | | | | | |
|------|---------------|--------------|---------------|---------------|-------------|---------------------|--------------|-------|---------------------|
| 2 - | 47.510 | 111.8 | 46.808 | 28.034 | 98.7 | 2:02.352 | 83.04 | 2.317 | 13:59:23.807 |
| 3 - | 49.128 | 109.4 | 46.463 | 28.129 | 98.7 | 2:03.720 | 82.12 | 3.685 | 14:01:27.527 |
| 4 - | 47.915 | 110.3 | 47.622 | 28.141 | 98.1 | 2:03.678 | 82.15 | 3.643 | 14:03:31.205 |
| 5 - | 47.037 | 110.1 | 47.405 | 27.725 | 98.1 | 2:02.167 | 83.16 | 2.132 | 14:05:33.372 |
| 6 - | 47.099 | 110.0 | 46.691 | 27.855 | 99.8 | 2:01.645 (3) | 83.52 | 1.610 | 14:07:35.017 |
| 7 - | 46.556 | 108.9 | 47.291 | 28.059 | 98.9 | 2:01.906 | 83.34 | 1.871 | 14:09:36.923 |
| 8 - | 47.714 | 110.5 | 46.869 | 27.910 | 98.9 | 2:02.493 | 82.94 | 2.458 | 14:11:39.416 |
| 9 - | 46.485 | 111.1 | 46.106 | 28.072 | 98.7 | 2:00.663 (2) | 84.20 | 0.628 | 14:13:40.079 |
| 10 - | 46.638 | 109.6 | 46.984 | 28.168 | 98.5 | 2:01.790 | 83.42 | 1.755 | 14:15:41.869 |
| 11 - | 47.110 | 109.2 | 46.771 | 27.898 | 98.9 | 2:01.779 | 83.43 | 1.744 | 14:17:43.648 |
| 12 - | 46.346 | 110.7 | 45.892 | 27.797 | 98.3 | 2:00.035 (1) | 84.64 | | 14:19:43.683 |
| 13 - | 46.841 | 110.3 | 46.629 | 28.261 | 98.5 | 2:01.731 | 83.46 | 1.696 | 14:21:45.414 |

| P46 147 AS Phillip HOLE | | | | Honda - 3S ApS | | | |
|--------------------------------|----------|--------------------------|----------|--------------------|-----|------|-------------|
| IDEAL LAP TIME : 2:02.009 | | BEST LAP TIME : 2:02.056 | | DIFFERENCE : 0.047 | | | |
| LAP | SECTOR 1 | SECTOR 2 | SECTOR 3 | LAP TIME | MPH | DIFF | TIME OF DAY |

| | | | | | | | | | |
|------|---------------|--------------|---------------|---------------|--------------|---------------------|--------------|-------|---------------------|
| 1 - | OUTLAP | 112.9 | 49.998 | 29.470 | 97.8 | | | | 13:57:51.973 |
| 2 - | 47.710 | 112.9 | 48.241 | 29.170 | 99.1 | 2:05.121 | 81.20 | 3.065 | 13:59:57.094 |
| 3 - | 47.243 | 114.3 | 48.155 | 29.281 | 98.9 | 2:04.679 | 81.49 | 2.623 | 14:02:01.773 |
| 4 - | 46.795 | 112.9 | 48.283 | 29.098 | 98.9 | 2:04.176 | 81.82 | 2.120 | 14:04:05.949 |
| 5 - | 47.641 | 113.7 | 47.797 | 28.603 | 99.1 | 2:04.041 | 81.90 | 1.985 | 14:06:09.990 |
| 6 - | 47.806 | 110.5 | 47.989 | 28.664 | 99.4 | 2:04.459 | 81.63 | 2.403 | 14:08:14.449 |
| 7 - | 47.326 | 114.1 | 47.172 | 28.827 | 98.7 | 2:03.325 (3) | 82.38 | 1.269 | 14:10:17.774 |
| 8 - | 46.877 | 111.6 | 48.060 | 28.994 | 98.1 | 2:03.931 | 81.98 | 1.875 | 14:12:21.705 |
| 9 - | 47.330 | 114.9 | 47.673 | 28.421 | 100.5 | 2:03.424 | 82.31 | 1.368 | 14:14:25.129 |
| 10 - | 47.146 | 112.7 | 47.749 | 28.525 | 100.3 | 2:03.420 | 82.32 | 1.364 | 14:16:28.549 |
| 11 - | 46.591 | 112.2 | 47.134 | 28.632 | 100.5 | 2:02.357 (2) | 83.03 | 0.301 | 14:18:30.906 |
| 12 - | 46.628 | 112.9 | 46.997 | 28.431 | 99.8 | 2:02.056 (1) | 83.24 | | 14:20:32.962 |

| P47 115 AS Oliver Lind JENSEN | | | | Honda - | | | |
|--------------------------------------|----------|--------------------------|----------|--------------------|-----|------|-------------|
| IDEAL LAP TIME : 2:02.389 | | BEST LAP TIME : 2:02.389 | | DIFFERENCE : 0.000 | | | |
| LAP | SECTOR 1 | SECTOR 2 | SECTOR 3 | LAP TIME | MPH | DIFF | TIME OF DAY |

| | | | | | | | | | |
|-----|---------------|--------------|---------------|---------------|-------------|---------------------|--------------|--------|---------------------|
| 1 - | OUTLAP | 110.1 | 49.282 | 29.962 | 94.3 | | | | 13:57:12.296 |
| 2 - | 48.782 | 110.0 | 47.526 | 29.295 | 93.9 | 2:05.603 (3) | 80.89 | 3.214 | 13:59:17.899 |
| 3 - | 48.356 | 110.9 | 46.663 | 29.917 | 95.8 | 2:04.936 (2) | 81.32 | 2.547 | 14:01:22.835 |
| 4 - | 46.988 | 109.6 | 46.572 | 28.829 | 95.8 | 2:02.389 (1) | 83.01 | | 14:03:25.224 |
| 5 - | 47.466 | 107.5 | 47.213 | IN PIT | | 2:18.248 P | 73.49 | 15.859 | 14:05:43.472 |

MCRCB BULLETIN TK038**2016 MCE British Superbike Championship - Round 11****2016 HEL Performance British Motostar Moto 3 GP & ADAC NEC****QUALIFYING 1 - BEST SPEEDS**

| POS | INTERMEDIATE 1 | | | INTERMEDIATE 2 | | | FINISH LINE | | |
|-----|----------------|------------------|-------|----------------|------|-----|-------------|------------------|-------|
| | NO | NAME | MPH | NO | NAME | MPH | NO | NAME | MPH |
| 1 | 15 | McMANUS | 127.0 | | | | 26 | SAEZ | 109.6 |
| 2 | 26 | SAEZ | 126.8 | | | | 52 | BOERBOOM | 108.5 |
| 3 | 52 | BOERBOOM | 126.6 | | | | 44 | BEST | 108.3 |
| 4 | 54 | BURMAN | 125.9 | | | | 15 | McMANUS | 108.0 |
| 5 | 47 | ARCHER | 125.4 | | | | 41 | ORGIS | 108.0 |
| 6 | 50 | DUPASQUIER | 124.9 | | | | 54 | BURMAN | 108.0 |
| 7 | 13 | KOFLER | 124.5 | | | | 47 | ARCHER | 107.5 |
| 8 | 42 | SLOOTEN | 123.8 | | | | 50 | DUPASQUIER | 107.5 |
| 9 | 44 | BEST | 123.1 | | | | 35 | LODGE | 106.7 |
| 10 | 35 | LODGE | 122.9 | | | | 42 | SLOOTEN | 106.7 |
| 11 | 98 | VRIES | 122.4 | | | | 19 | VITS | 106.2 |
| 12 | 66 | FRASER | 122.2 | | | | 21 | KERR | 106.2 |
| 13 | 61 | DUBBINK | 122.0 | | | | 61 | DUBBINK | 106.0 |
| 14 | 21 | KERR | 121.7 | | | | 121 | MEGGLE | 105.7 |
| 15 | 49 | FREITAG | 121.7 | | | | 2 | BROUWERS | 105.5 |
| 16 | 30 | COOK | 121.5 | | | | 66 | FRASER | 105.5 |
| 17 | 69 | BOOTH-AMOS | 121.3 | | | | 152 | KONIG | 105.5 |
| 18 | 19 | VITS | 120.6 | | | | 13 | KOFLER | 105.2 |
| 19 | 37 | DUNNIK | 120.6 | | | | 25 | INNERFORS | 105.2 |
| 20 | 36 | KROEZE | 120.6 | | | | 36 | KROEZE | 105.2 |
| 21 | 41 | ORGIS | 120.6 | | | | 49 | FREITAG | 105.2 |
| 22 | 4 | GEIGER | 120.4 | | | | 98 | VRIES | 105.2 |
| 23 | 2 | BROUWERS | 119.6 | | | | 45 | ORGIS | 105.0 |
| 24 | 154 | FALCK | 119.1 | | | | 12 | RENDELL | 104.7 |
| 25 | 3 | ERHARD | 118.9 | | | | 3 | ERHARD | 104.5 |
| 26 | 23 | LLEWELLYN | 118.9 | | | | 23 | LLEWELLYN | 104.5 |
| 27 | 25 | INNERFORS | 118.9 | | | | 30 | COOK | 104.5 |
| 28 | 9 | DOORAKKERS | 118.7 | | | | 69 | BOOTH-AMOS | 104.5 |
| 29 | 12 | RENDELL | 118.7 | | | | 9 | DOORAKKERS | 104.0 |
| 30 | 22 | RODINK | 118.7 | | | | 122 | MENDE | 104.0 |
| 31 | 152 | KONIG | 118.7 | | | | 4 | GEIGER | 103.8 |
| 32 | 121 | MEGGLE | 118.5 | | | | 37 | DUNNIK | 103.8 |
| 33 | 43 | JESPERSEN | 118.1 | | | | 48 | POTTER | 103.5 |
| 34 | 99 | CAMPBELL | 117.5 | | | | 22 | RODINK | 103.3 |
| 35 | 45 | ORGIS | 117.3 | | | | 43 | JESPERSEN | 103.3 |
| 36 | 91 | ECKERT | 116.9 | | | | 93 | LAWTON | 102.8 |
| 37 | 33 | CORREIA-LOURENCO | 116.7 | | | | 154 | FALCK | 102.6 |
| 38 | 17 | ADBRING | 116.5 | | | | 5 | SVARD | 101.6 |
| 39 | 48 | POTTER | 116.5 | | | | 6 | KARLSSON | 101.6 |
| 40 | 5 | SVARD | 116.3 | | | | 33 | CORREIA-LOURENCO | 101.4 |
| 41 | 122 | MENDE | 116.3 | | | | 91 | ECKERT | 101.2 |
| 42 | 6 | KARLSSON | 115.5 | | | | 99 | CAMPBELL | 100.9 |
| 43 | 147 | HOLE | 114.9 | | | | 147 | HOLE | 100.5 |
| 44 | 93 | LAWTON | 114.5 | | | | 11 | UHRE | 99.8 |
| 45 | 11 | UHRE | 113.9 | | | | 113 | LOSCIALE | 99.8 |
| 46 | 113 | LOSCIALE | 111.8 | | | | 17 | ADBRING | 98.9 |
| 47 | 115 | JENSEN | 110.9 | | | | 115 | JENSEN | 95.8 |

Weather / Track : Bright / Dry

Assen

Circuit Length = 2.8222 miles

Start: 13:55 Flag 14:20 End: 14:22

Results can be found at www.tsl-timing.com

Printed - 14:24 Friday, 30 September 2016

MCRCB BULLETIN TK039

2016 MCE British Superbike Championship - Round 11

2016 HEL Performance British Motostar Moto 3 GP & ADAC NEC

QUALIFYING 1 - BEST SECTORS

| SECTOR 1 | | | SECTOR 2 | | | SECTOR 3 | | | IDEAL / BEST COMPARISON | | | | | | |
|----------|-----|----------------|----------|-----|----------------|----------|-----|----------------|-------------------------|-----|-----|----------------|--------------------|-----------------|-------|
| POS | NO | NAME | TIME | NO | NAME | TIME | NO | NAME | TIME | POS | NO | NAME | IDEAL | BEST | DIFF |
| | | | | | | | | | | | | | PERFECT LAP | 1:46.591 | |
| 1 | 26 | SAEZ | 41.064 | 36 | KROEZE | 40.956 | 26 | SAEZ | 24.571 | 1 | 26 | SAEZ | 1:46.861 | 1:47.341 | 0.480 |
| 2 | 47 | ARCHER | 41.619 | 47 | ARCHER | 41.102 | 52 | BOERBOOM | 24.863 | 2 | 47 | ARCHER | 1:47.731 | 1:48.251 | 0.520 |
| 3 | 52 | BOERBOOM | 41.968 | 42 | SLOOTEN | 41.159 | 36 | KROEZE | 24.925 | 3 | 52 | BOERBOOM | 1:48.239 | 1:48.441 | 0.202 |
| 4 | 12 | RENDELL | 42.042 | 61 | DUBBINK | 41.173 | 42 | SLOOTEN | 24.995 | 4 | 42 | SLOOTEN | 1:48.276 | 1:48.631 | 0.355 |
| 5 | 41 | ORGIS | 42.044 | 26 | SAEZ | 41.226 | 61 | DUBBINK | 24.995 | 5 | 36 | KROEZE | 1:48.323 | 1:48.345 | 0.022 |
| 6 | 19 | VITS | 42.120 | 12 | RENDELL | 41.405 | 47 | ARCHER | 25.010 | 6 | 61 | DUBBINK | 1:48.331 | 1:48.531 | 0.200 |
| 7 | 42 | SLOOTEN | 42.122 | 52 | BOERBOOM | 41.408 | 2 | BROUWERS | 25.080 | 7 | 19 | VITS | 1:48.771 | 1:49.146 | 0.375 |
| 8 | 61 | DUBBINK | 42.163 | 50 | DUPASQUIER | 41.427 | 19 | VITS | 25.188 | 8 | 12 | RENDELL | 1:48.779 | 1:48.923 | 0.144 |
| 9 | 49 | FREITAG | 42.233 | 19 | VITS | 41.463 | 41 | ORGIS | 25.253 | 9 | 41 | ORGIS | 1:48.884 | 1:49.302 | 0.418 |
| 10 | 50 | DUPASQUIER | 42.287 | 49 | FREITAG | 41.466 | 49 | FREITAG | 25.265 | 10 | 49 | FREITAG | 1:48.964 | 1:49.536 | 0.572 |
| 11 | 15 | McMANUS | 42.343 | 121 | MEGGLE | 41.480 | 44 | BEST | 25.271 | 11 | 2 | BROUWERS | 1:49.120 | 1:49.277 | 0.157 |
| 12 | 21 | KERR | 42.372 | 35 | LODGE | 41.516 | 12 | RENDELL | 25.332 | 12 | 50 | DUPASQUIER | 1:49.125 | 1:49.125 | 0.000 |
| 13 | 2 | BROUWERS | 42.393 | 43 | JESPERSEN | 41.553 | 35 | LODGE | 25.342 | 13 | 35 | LODGE | 1:49.353 | 1:49.383 | 0.030 |
| 14 | 36 | KROEZE | 42.442 | 69 | BOOTH-AMOS | 41.568 | 69 | BOOTH-AMOS | 25.369 | 14 | 69 | BOOTH-AMOS | 1:49.436 | 1:49.573 | 0.137 |
| 15 | 98 | VRIES | 42.493 | 41 | ORGIS | 41.587 | 50 | DUPASQUIER | 25.411 | 15 | 121 | MEGGLE | 1:49.541 | 1:49.623 | 0.082 |
| 16 | 35 | LODGE | 42.495 | 3 | ERHARD | 41.592 | 121 | MEGGLE | 25.463 | 16 | 44 | BEST | 1:49.735 | 1:50.201 | 0.466 |
| 17 | 69 | BOOTH-AMOS | 42.499 | 2 | BROUWERS | 41.647 | 21 | KERR | 25.494 | 17 | 15 | McMANUS | 1:49.795 | 1:50.027 | 0.232 |
| 18 | 30 | COOK | 42.528 | 152 | KONIG | 41.768 | 4 | GEIGER | 25.506 | 18 | 3 | ERHARD | 1:49.799 | 1:50.320 | 0.521 |
| 19 | 44 | BEST | 42.533 | 15 | McMANUS | 41.808 | 98 | VRIES | 25.524 | 19 | 43 | JESPERSEN | 1:49.810 | 1:50.159 | 0.349 |
| 20 | 152 | KONIG | 42.589 | 98 | VRIES | 41.830 | 3 | ERHARD | 25.566 | 20 | 98 | VRIES | 1:49.847 | 1:49.868 | 0.021 |
| 21 | 121 | MEGGLE | 42.598 | 44 | BEST | 41.931 | 152 | KONIG | 25.598 | 21 | 152 | KONIG | 1:49.955 | 1:49.980 | 0.025 |
| 22 | 43 | JESPERSEN | 42.613 | 45 | ORGIS | 41.960 | 15 | McMANUS | 25.644 | 22 | 21 | KERR | 1:50.035 | 1:50.432 | 0.397 |
| 23 | 3 | ERHARD | 42.641 | 4 | GEIGER | 42.107 | 43 | JESPERSEN | 25.644 | 23 | 4 | GEIGER | 1:50.287 | 1:50.287 | 0.000 |
| 24 | 4 | GEIGER | 42.674 | 21 | KERR | 42.169 | 45 | ORGIS | 25.735 | 24 | 30 | COOK | 1:50.791 | 1:50.992 | 0.201 |
| 25 | 37 | DUNNIK | 42.998 | 30 | COOK | 42.367 | 22 | RODINK | 25.790 | 25 | 45 | ORGIS | 1:50.795 | 1:50.795 | 0.000 |
| 26 | 9 | DOORAKKERS | 43.084 | 5 | SVARD | 42.528 | 37 | DUNNIK | 25.797 | 26 | 37 | DUNNIK | 1:51.401 | 1:51.625 | 0.224 |
| 27 | 45 | ORGIS | 43.100 | 37 | DUNNIK | 42.606 | 9 | DOORAKKERS | 25.836 | 27 | 9 | DOORAKKERS | 1:51.850 | 1:52.118 | 0.268 |
| 28 | 13 | KOFLER | 43.316 | 25 | INNERFORS | 42.801 | 30 | COOK | 25.896 | 28 | 13 | KOFLER | 1:52.245 | 1:52.500 | 0.255 |
| 29 | 66 | FRASER | 43.505 | 13 | KOFLER | 42.836 | 13 | KOFLER | 26.093 | 29 | 22 | RODINK | 1:52.289 | 1:52.589 | 0.300 |
| 30 | 22 | RODINK | 43.566 | 9 | DOORAKKERS | 42.930 | 6 | KARLSSON | 26.184 | 30 | 154 | FALCK | 1:52.868 | 1:52.930 | 0.062 |
| 31 | 154 | FALCK | 43.647 | 22 | RODINK | 42.933 | 25 | INNERFORS | 26.230 | 31 | 25 | INNERFORS | 1:52.975 | 1:53.278 | 0.303 |
| 32 | 54 | BURMAN | 43.652 | 154 | FALCK | 42.939 | 99 | CAMPBELL | 26.255 | 32 | 5 | SVARD | 1:52.976 | 1:52.976 | 0.000 |
| 33 | 23 | LLEWELLYN | 43.910 | 23 | LLEWELLYN | 43.188 | 5 | SVARD | 26.266 | 33 | 66 | FRASER | 1:53.365 | 1:53.792 | 0.427 |
| 34 | 25 | INNERFORS | 43.944 | 122 | MENDE | 43.195 | 154 | FALCK | 26.282 | 34 | 23 | LLEWELLYN | 1:53.543 | 1:53.982 | 0.439 |
| 35 | 122 | MENDE | 44.009 | 99 | CAMPBELL | 43.314 | 54 | BURMAN | 26.353 | 35 | 122 | MENDE | 1:53.636 | 1:53.683 | 0.047 |
| 36 | 99 | CAMPBELL | 44.180 | 66 | FRASER | 43.322 | 93 | LAWTON | 26.358 | 36 | 54 | BURMAN | 1:53.715 | 1:53.911 | 0.196 |
| 37 | 5 | SVARD | 44.182 | 6 | KARLSSON | 43.425 | 33 | CORREIA-LOUREN | 26.426 | 37 | 99 | CAMPBELL | 1:53.749 | 1:53.749 | 0.000 |
| 38 | 6 | KARLSSON | 44.245 | 11 | UHRE | 43.486 | 122 | MENDE | 26.432 | 38 | 6 | KARLSSON | 1:53.854 | 1:54.255 | 0.401 |
| 39 | 91 | ECKERT | 44.298 | 33 | CORREIA-LOUREN | 43.572 | 23 | LLEWELLYN | 26.445 | 39 | 33 | CORREIA-LOUREN | 1:54.524 | 1:55.048 | 0.524 |
| 40 | 11 | UHRE | 44.375 | 54 | BURMAN | 43.710 | 66 | FRASER | 26.538 | 40 | 11 | UHRE | 1:54.558 | 1:55.163 | 0.605 |
| 41 | 33 | CORREIA-LOUREN | 44.526 | 93 | LAWTON | 44.030 | 11 | UHRE | 26.697 | 41 | 93 | LAWTON | 1:55.360 | 1:55.984 | 0.624 |
| 42 | 48 | POTTER | 44.693 | 91 | ECKERT | 44.308 | 91 | ECKERT | 26.986 | 42 | 91 | ECKERT | 1:55.592 | 1:55.592 | 0.000 |
| 43 | 93 | LAWTON | 44.972 | 48 | POTTER | 45.211 | 48 | POTTER | 27.108 | 43 | 48 | POTTER | 1:57.012 | 1:57.012 | 0.000 |
| 44 | 17 | ADBRING | 45.384 | 17 | ADBRING | 45.646 | 113 | LOSCIALE | 27.725 | 44 | 17 | ADBRING | 1:59.089 | 1:59.432 | 0.343 |
| 45 | 113 | LOSCIALE | 46.346 | 113 | LOSCIALE | 45.892 | 17 | ADBRING | 28.059 | 45 | 113 | LOSCIALE | 1:59.963 | 2:00.035 | 0.072 |
| 46 | 147 | HOLE | 46.591 | 115 | JENSEN | 46.572 | 147 | HOLE | 28.421 | 46 | 147 | HOLE | 2:02.009 | 2:02.056 | 0.047 |
| 47 | 115 | JENSEN | 46.988 | 147 | HOLE | 46.997 | 115 | JENSEN | 28.829 | 47 | 115 | JENSEN | 2:02.389 | 2:02.389 | 0.000 |

Weather / Track : Bright / Dry

Assen

Circuit Length = 2.8222 miles

Start: 13:55 Flag 14:20 End: 14:22

Results can be found at www.tsl-timing.com

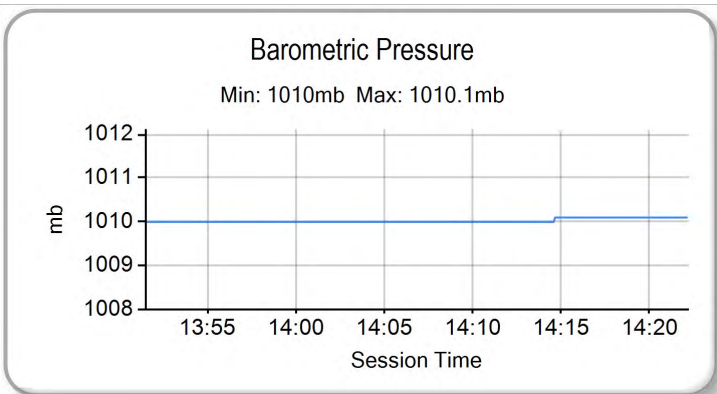
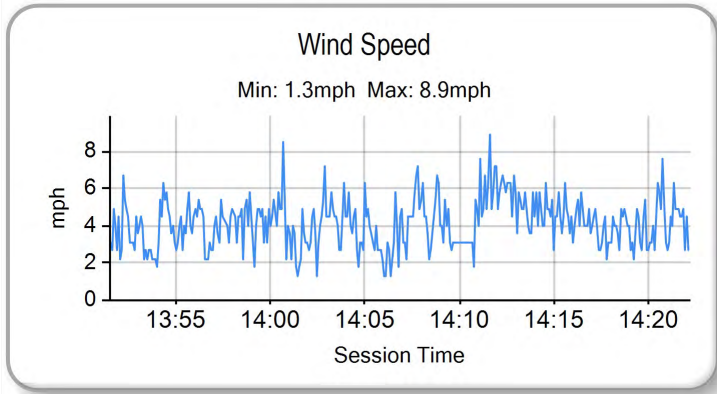
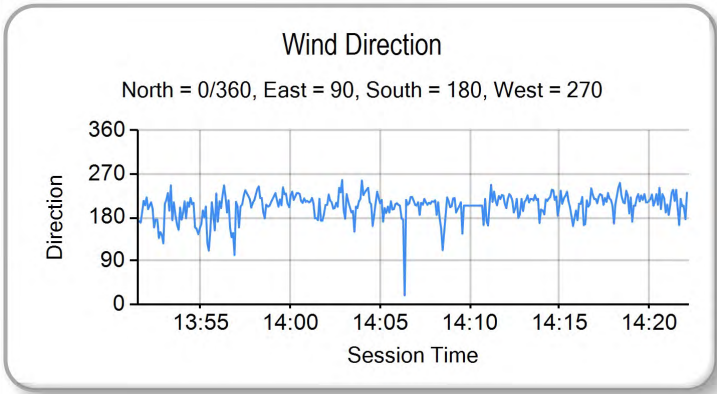
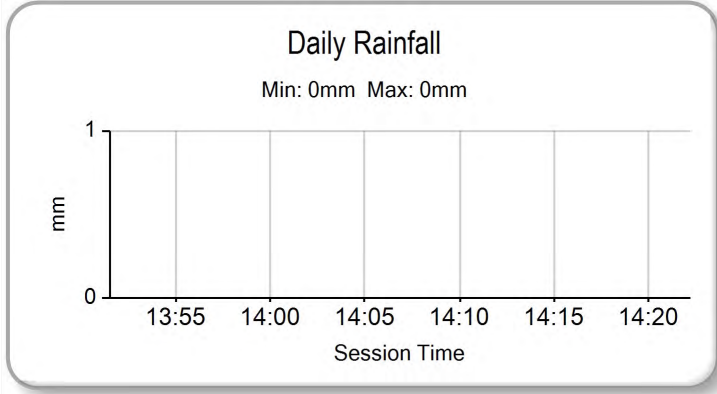
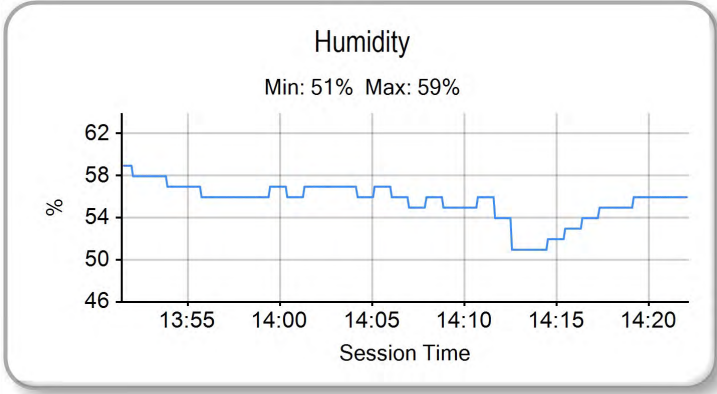
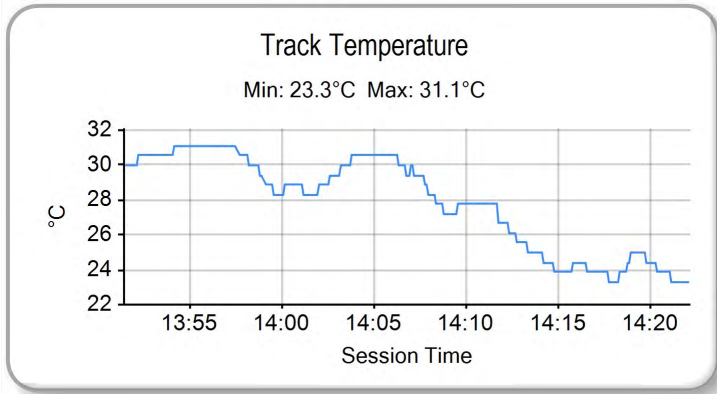
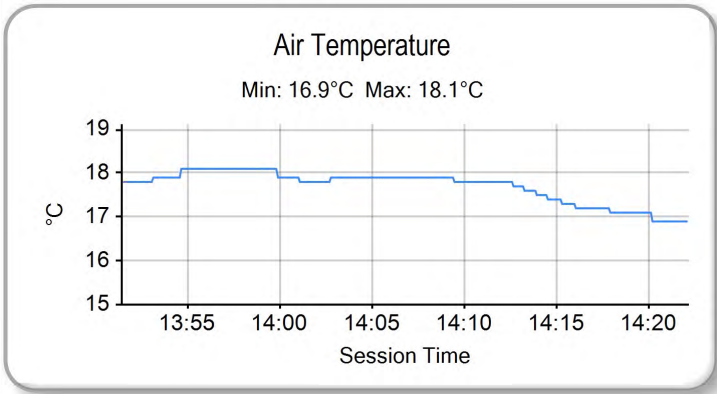
Printed - 14:24 Friday, 30 September 2016

MCRCB BULLETIN TK040

2016 MCE British Superbike Championship - Round 11

2016 HEL Performance British Motostar Moto 3 GP & ADAC NEC

QUALIFYING 1 - WEATHER CONDITIONS



Weather / Track : Bright / Dry

Results can be found at www.tsl-timing.com

Assen
Circuit Length = 2.8222 miles
Start: 13:55 Flag 14:20 End: 14:22

Printed - 14:24 Friday, 30 September 2016



| POS | NO | CL | PIC NAME | NAT | ENTRY | FIRST | | SECOND | | GAP | DIFF |
|-----|-----|-----|----------------------------|-----|---|----------|------|----------|------|--------|-------|
| | | | | | | TIME | LAPS | TIME | LAPS | | |
| 1 | 26 | | 1 Dani SAEZ | SPA | KTM - GA Competition | 1:47.341 | 11 | 1:48.097 | 11 | | |
| 2 | 47 | | 2 Jake ARCHER | GBR | KTM FTR - City Lifting / RS Racing | 1:48.251 | 13 | 1:48.067 | 10 | 0.726 | 0.726 |
| 3 | 36 | AS | 1 Sander KROEZE | NED | Honda - Ernst Dubbink Eveno Racing | 1:48.345 | 13 | 1:50.088 | 10 | 1.004 | 0.278 |
| 4 | 52 | | 3 Jorel BOERBOOM | NED | Kalex KTM - FPW Racing | 1:48.441 | 13 | 1:52.252 | 2 | 1.100 | 0.096 |
| 5 | 61 | AGP | 1 Ernst DUBBINK | NED | Honda - Ernst Dubbink Eveno Racing | 1:48.531 | 13 | 1:49.873 | 10 | 1.190 | 0.090 |
| 6 | 42 | | 4 Brian SLOOTEN | NED | Bakker Honda - Bakker Frame Racing | 1:48.631 | 14 | 1:49.826 | 11 | 1.290 | 0.100 |
| 7 | 12 | | 5 Edward RENDELL | GBR | Ten Kate Honda - Banks Racing | 1:48.923 | 11 | 1:50.500 | 4 | 1.582 | 0.292 |
| 8 | 50 | AGP | 2 Jason DUPASQUIER | SWI | KTM - KTM Swiss Junior Team | 1:49.125 | 12 | 1:50.049 | 10 | 1.784 | 0.202 |
| 9 | 19 | AS | 2 Sasha de VITS | BEL | Honda - DV1 RacingTeam | 1:49.146 | 14 | 1:49.675 | 11 | 1.805 | 0.021 |
| 10 | 2 | | 6 Mike BROUWERS | NED | Husqvarna - Joma / Brouwersracingteam | 1:49.277 | 13 | 1:50.125 | 10 | 1.936 | 0.131 |
| 11 | 41 | AS | 3 Kevin ORGIS | GER | Honda - Kiefer Racing | 1:49.302 | 14 | 1:50.050 | 10 | 1.961 | 0.025 |
| 12 | 35 | | 7 Elliot LODGE | GBR | Honda - Essential Team Racing / SP125 | 1:49.383 | 13 | 1:49.544 | 11 | 2.042 | 0.081 |
| 13 | 49 | AS | 4 Philipp FREITAG | GER | Honda - FKoch Rennsport & Hannes Allwardt | 1:49.536 | 13 | 1:50.175 | 11 | 2.195 | 0.153 |
| 14 | 69 | | 8 Tom BOOTH-AMOS | GBR | Tigcraft - FAB Racing | 1:49.573 | 10 | 1:51.811 | 5 | 2.232 | 0.037 |
| 15 | 121 | AS | 5 Matthias MEGGLE | GER | Honda - Dynavit Intact GP Junior Team | 1:49.623 | 13 | 1:50.774 | 11 | 2.282 | 0.050 |
| 16 | 44 | | 9 Edmund BEST | GBR | KTM - SymCirrus Motorsport | 1:50.201 | 13 | 1:49.809 | 9 | 2.468 | 0.186 |
| 17 | 98 | | 10 Tomas de VRIES | NED | Honda - DAT Racing | 1:49.868 | 12 | 1:50.808 | 11 | 2.527 | 0.059 |
| 18 | 3 | AS | 6 Toni ERHARD | GER | Honda - Kiefer Racing | 1:50.320 | 14 | 1:49.968 | 11 | 2.627 | 0.100 |
| 19 | 152 | AS | 7 Oliver KONIG | CZE | Honda - | 1:49.980 | 14 | 1:50.137 | 9 | 2.639 | 0.012 |
| 20 | 15 | | 11 Eugene McMANUS | GBR | KTM - M.V. Commercial | 1:50.027 | 12 | 1:51.510 | 11 | 2.686 | 0.047 |
| 21 | 43 | AS | 8 Simon JESPERSEN | DEN | Honda - | 1:50.159 | 12 | 1:51.688 | 6 | 2.818 | 0.132 |
| 22 | 4 | AS | 9 Dirk GEIGER | GER | Honda - Kiefer Racing | 1:50.287 | 12 | 1:50.216 | 11 | 2.875 | 0.057 |
| 23 | 21 | | 12 Richard KERR | GBR | KTM - North West Racing | 1:50.432 | 13 | 1:50.689 | 11 | 3.091 | 0.216 |
| 24 | 30 | | 13 Max COOK | GBR | Repli-Cast - Repli-Cast UK Racing | 1:50.992 | 13 | 1:50.619 | 10 | 3.278 | 0.187 |
| 25 | 45 | AS | 10 Leon ORGIS | GER | Honda - Kiefer Racing | 1:50.795 | 7 | 1:51.279 | 11 | 3.454 | 0.176 |
| 26 | 22 | | 14 Tasia RODINK | NED | Honda - GA Competition | 1:52.589 | 9 | 1:51.260 | 11 | 3.919 | 0.465 |
| 27 | 37 | AS | 11 Rick DUNNIK | NED | Honda - HD Racing | 1:51.625 | 13 | 1:52.383 | 11 | 4.284 | 0.365 |
| 28 | 13 | AGP | 3 Maximilian KOFLER | AUT | KTM - MSV Schwanenstadt | 1:52.500 | 13 | 1:51.897 | 10 | 4.556 | 0.272 |
| 29 | 9 | OGP | 1 Ruben DOORAKKERS | NED | Honda - | 1:52.118 | 12 | 1:51.920 | 11 | 4.579 | 0.023 |
| 30 | 23 | | 15 Sam LLEWELLYN | GBR | Honda - Mammoth Motorsport | 1:53.982 | 13 | 1:52.508 | 11 | 5.167 | 0.588 |
| 31 | 154 | AS | 12 Lukas FALCK | DEN | Honda - | 1:52.930 | 13 | 1:54.142 | 11 | 5.589 | 0.422 |
| 32 | 5 | | 16 William SVARD | SWE | Honda - Nordgren Racing | 1:52.976 | 12 | 1:53.661 | 10 | 5.635 | 0.046 |
| 33 | 66 | | 17 Cameron FRASER | GBR | Kalex KTM - FPW Racing | 1:53.792 | 13 | 1:53.042 | 11 | 5.701 | 0.066 |
| 34 | 25 | AGP | 4 Johanna INNERFORS | SWE | Honda - | 1:53.278 | 13 | 1:54.883 | 10 | 5.937 | 0.236 |
| 35 | 99 | | 18 Stephen CAMPBELL | GBR | Honda - Campbell Racing | 1:53.749 | 11 | 1:53.633 | 11 | 6.292 | 0.355 |
| 36 | 122 | AS | 13 Marie MENDE | GER | Honda - MM-Racing | 1:53.683 | 13 | 1:53.963 | 11 | 6.342 | 0.050 |
| 37 | 6 | | 19 Lukas KARLSSON | SWE | Honda - Nordgren Racing | 1:54.255 | 13 | 1:53.888 | 11 | 6.547 | 0.205 |
| 38 | 54 | | 20 Sam BURMAN | GBR | KTM - TeamWNT / Burman Racing | 1:53.911 | 13 | 1:53.938 | 10 | 6.570 | 0.023 |
| 39 | 93 | | 21 Steve LAWTON | GBR | Honda - Cresswell Racing | 1:55.984 | 10 | 1:54.121 | 11 | 6.780 | 0.210 |
| 40 | 11 | AS | 14 Lotte UHRE | DEN | Honda - | 1:55.163 | 10 | 1:54.405 | 9 | 7.064 | 0.284 |
| 41 | 33 | | 22 Miguel CORREIA-LOURENCO | NED | Kalex KTM - Racing Team Noord NL | 1:55.048 | 13 | 1:56.244 | 8 | 7.707 | 0.643 |
| 42 | 91 | AS | 15 Patrick ECKERT | GER | Honda - | 1:55.592 | 13 | | 0 | 8.251 | 0.544 |
| 43 | 17 | AS | 16 Anna ADBRING | SWE | Honda - KOAN Event Racing | 1:59.432 | 12 | 1:55.946 | 10 | 8.605 | 0.354 |
| 44 | 48 | | 23 Ewan POTTER | GBR | Honda - | 1:57.012 | 11 | 1:58.825 | 10 | 9.671 | 1.066 |
| 45 | 113 | OGP | 2 Sebastian LOSCIALE | SWE | Honda - | 2:00.035 | 13 | 1:57.942 | 10 | 10.601 | 0.930 |
| 46 | 115 | AS | 17 Oliver Lind JENSEN | DEN | Honda - | 2:02.389 | 5 | 2:01.255 | 8 | 13.914 | 3.313 |
| 47 | 147 | AS | 18 Phillip HOLE | DEN | Honda - 3S ApS | 2:02.056 | 12 | 2:01.300 | 9 | 13.959 | 0.045 |

Assen

Circuit Length = 2.8222 miles

Start: 12:56 Flag 13:16 End: 13:18

Weather / Track : Bright / Dry

These results are provisional until the conclusion of any judicial and technical matters.

| | | |
|-----------------|------------|--------------|
| Race Director : | Stewards : | Timekeeper : |
| | | |

Results can be found at www.britishsuperbike.com

Printed - 13:19 Saturday, 01 October 2016

QUALIFYING 2 - CLASSIFICATION



| POS | NO | CL | PIC NAME | NAT | ENTRY | TIME | ON | LAPS | GAP | DIFF | MPH |
|-----|-----|-----|-------------------------|-----|---|----------|----|------|--------|-------|-------|
| 1 | 47 | | Jake ARCHER | GBR | KTM FTR - City Lifting / RS Racing | 1:48.067 | 10 | 10 | | | 94.01 |
| 2 | 26 | | Dani SAEZ | SPA | KTM - GA Competition | 1:48.097 | 11 | 11 | 0.030 | 0.030 | 93.99 |
| 3 | 35 | | Elliot LODGE | GBR | Honda - Essential Team Racing / SP125 | 1:49.544 | 11 | 11 | 1.477 | 1.447 | 92.74 |
| 4 | 19 | AS | Sasha de VITS | BEL | Honda - DV1 RacingTeam | 1:49.675 | 10 | 11 | 1.608 | 0.131 | 92.63 |
| 5 | 44 | | Edmund BEST | GBR | KTM - SymCirrus Motorsport | 1:49.809 | 9 | 9 | 1.742 | 0.134 | 92.52 |
| 6 | 42 | | Brian SLOOTEN | NED | Bakker Honda - Bakker Frame Racing | 1:49.826 | 11 | 11 | 1.759 | 0.017 | 92.51 |
| 7 | 61 | AGP | Ernst DUBBINK | NED | Honda - Ernst Dubbink Eveno Racing | 1:49.873 | 10 | 10 | 1.806 | 0.047 | 92.47 |
| 8 | 3 | AS | Toni ERHARD | GER | Honda - Kiefer Racing | 1:49.968 | 9 | 11 | 1.901 | 0.095 | 92.39 |
| 9 | 50 | AGP | Jason DUPASQUIER | SWI | KTM - KTM Swiss Junior Team | 1:50.049 | 7 | 10 | 1.982 | 0.081 | 92.32 |
| 10 | 41 | AS | Kevin ORGIS | GER | Honda - Kiefer Racing | 1:50.050 | 9 | 10 | 1.983 | 0.001 | 92.32 |
| 11 | 36 | AS | Sander KROEZE | NED | Honda - Ernst Dubbink Eveno Racing | 1:50.088 | 10 | 10 | 2.021 | 0.038 | 92.29 |
| 12 | 2 | | Mike BROUWERS | NED | Husqvarna - Joma / Brouwersracingteam | 1:50.125 | 9 | 10 | 2.058 | 0.037 | 92.26 |
| 13 | 152 | AS | Oliver KONIG | CZE | Honda - | 1:50.137 | 7 | 9 | 2.070 | 0.012 | 92.25 |
| 14 | 49 | AS | Philipp FREITAG | GER | Honda - FKoch Rennsport & Hannes Allwardt | 1:50.175 | 8 | 11 | 2.108 | 0.038 | 92.21 |
| 15 | 4 | AS | Dirk GEIGER | GER | Honda - Kiefer Racing | 1:50.216 | 10 | 11 | 2.149 | 0.041 | 92.18 |
| 16 | 12 | | Edward RENDELL | GBR | Ten Kate Honda - Banks Racing | 1:50.500 | 3 | 4 | 2.433 | 0.284 | 91.94 |
| 17 | 30 | | Max COOK | GBR | Repli-Cast - Repli-Cast UK Racing | 1:50.619 | 9 | 10 | 2.552 | 0.119 | 91.84 |
| 18 | 21 | | Richard KERR | GBR | KTM - North West Racing | 1:50.689 | 10 | 11 | 2.622 | 0.070 | 91.79 |
| 19 | 121 | AS | Matthias MEGGLE | GER | Honda - Dynavolt Intact GP Junior Team | 1:50.774 | 8 | 11 | 2.707 | 0.085 | 91.71 |
| 20 | 98 | | Tomas de VRIES | NED | Honda - DAT Racing | 1:50.808 | 11 | 11 | 2.741 | 0.034 | 91.69 |
| 21 | 22 | | Tasia RODINK | NED | Honda - GA Competition | 1:51.260 | 11 | 11 | 3.193 | 0.452 | 91.31 |
| 22 | 45 | AS | Leon ORGIS | GER | Honda - Kiefer Racing | 1:51.279 | 11 | 11 | 3.212 | 0.019 | 91.30 |
| 23 | 15 | | Eugene McMANUS | GBR | KTM - M.V. Commercial | 1:51.510 | 7 | 11 | 3.443 | 0.231 | 91.11 |
| 24 | 43 | AS | Simon JESPERSEN | DEN | Honda - | 1:51.688 | 6 | 6 | 3.621 | 0.178 | 90.96 |
| 25 | 69 | | Tom BOOTH-AMOS | GBR | Tigcraft - FAB Racing | 1:51.811 | 5 | 5 | 3.744 | 0.123 | 90.86 |
| 26 | 13 | AGP | Maximilian KOFLER | AUT | KTM - MSV Schwanenstadt | 1:51.897 | 9 | 10 | 3.830 | 0.086 | 90.79 |
| 27 | 9 | OGP | Ruben DOORAKKERS | NED | Honda - | 1:51.920 | 11 | 11 | 3.853 | 0.023 | 90.78 |
| 28 | 52 | | Jorel BOERBOOM | NED | Kalex KTM - FPW Racing | 1:52.252 | 2 | 2 | 4.185 | 0.332 | 90.51 |
| 29 | 37 | AS | Rick DUNNIK | NED | Honda - HD Racing | 1:52.383 | 11 | 11 | 4.316 | 0.131 | 90.40 |
| 30 | 23 | | Sam LLEWELLYN | GBR | Honda - Mammoth Motorsport | 1:52.508 | 10 | 11 | 4.441 | 0.125 | 90.30 |
| 31 | 66 | | Cameron FRASER | GBR | Kalex KTM - FPW Racing | 1:53.042 | 8 | 11 | 4.975 | 0.534 | 89.87 |
| 32 | 99 | | Stephen CAMPBELL | GBR | Honda - Campbell Racing | 1:53.633 | 9 | 11 | 5.566 | 0.591 | 89.41 |
| 33 | 5 | | William SVARD | SWE | Honda - Nordgren Racing | 1:53.661 | 8 | 10 | 5.594 | 0.028 | 89.39 |
| 34 | 6 | | Lukas KARLSSON | SWE | Honda - Nordgren Racing | 1:53.888 | 10 | 11 | 5.821 | 0.227 | 89.21 |
| 35 | 54 | | Sam BURMAN | GBR | KTM - TeamWNT / Burman Racing | 1:53.938 | 9 | 10 | 5.871 | 0.050 | 89.17 |
| 36 | 122 | AS | Marie MENDE | GER | Honda - MM-Racing | 1:53.963 | 11 | 11 | 5.896 | 0.025 | 89.15 |
| 37 | 93 | | Steve LAWTON | GBR | Honda - Cresswell Racing | 1:54.121 | 11 | 11 | 6.054 | 0.158 | 89.02 |
| 38 | 154 | AS | Lukas FALCK | DEN | Honda - | 1:54.142 | 8 | 11 | 6.075 | 0.021 | 89.01 |
| 39 | 11 | AS | Lotte UHRE | DEN | Honda - | 1:54.405 | 9 | 9 | 6.338 | 0.263 | 88.80 |
| 40 | 25 | AGP | Johanna INNERFORS | SWE | Honda - | 1:54.883 | 7 | 10 | 6.816 | 0.478 | 88.43 |
| 41 | 17 | AS | Anna ADRING | SWE | Honda - KOAN Event Racing | 1:55.946 | 10 | 10 | 7.879 | 1.063 | 87.62 |
| 42 | 33 | | Miguel CORREIA-LOURENCO | NED | Kalex KTM - Racing Team Noord NL | 1:56.244 | 7 | 8 | 8.177 | 0.298 | 87.40 |
| 43 | 113 | OGP | Sebastian LOSCIALE | SWE | Honda - | 1:57.942 | 6 | 10 | 9.875 | 1.698 | 86.14 |
| 44 | 48 | | Ewan POTTER | GBR | Honda - | 1:58.825 | 6 | 10 | 10.758 | 0.883 | 85.50 |

QUALIFYING LAPTIME (110.0% of 1:48.067) = 1:58.873

| | | | | | | | | | | | | |
|----|-----|----|----|--------------------|-----|----------------|----------|---|---|--------|-------|-------|
| 45 | 115 | AS | 16 | Oliver Lind JENSEN | DEN | Honda - | 2:01.255 | 3 | 8 | 13.188 | 2.430 | 83.79 |
| 46 | 147 | AS | 17 | Phillip HOLE | DEN | Honda - 3S ApS | 2:01.300 | 8 | 9 | 13.233 | 0.045 | 83.76 |

Assen

Circuit Length = 2.8222 miles

Start: 12:56 Flag 13:16 End: 13:18

Weather / Track : Bright / Dry

These results are provisional until the conclusion of any judicial and technical matters.

| | | |
|-----------------|------------|--------------|
| Race Director : | Stewards : | Timekeeper : |
| | | |

Results can be found at www.britishsuperbike.com

Printed - 13:18 Saturday, 01 October 2016

MCRCB BULLETIN TK095

2016 MCE British Superbike Championship - Round 11

2016 HEL Performance British Motostar Moto 3 GP & ADAC NEC

QUALIFYING 2 - SECTOR ANALYSIS

SECTOR 1 = FL to I1, SECTOR 2 = I1 to I2, SECTOR 3 = I2 to FL, DIFF = Difference To Personal Best Lap, P = Crossed Finish Line in Pit Lane, D = Time Disallowed

| P1 47 | | Jake ARCHER | | KTM FTR - City Lifting / RS Racing | | | | | | |
|---------------------------|---------------|--------------------------|---------------|------------------------------------|--------------|-----------------|--------------|--------------|--------------|---------------------|
| IDEAL LAP TIME : 1:48.067 | | BEST LAP TIME : 1:48.067 | | DIFFERENCE : 0.000 | | | | | | |
| LAP | SECTOR 1 | SECTOR 2 | SECTOR 3 | LAP TIME | MPH | DIFF | TIME OF DAY | | | |
| 1 - | OUTLAP | 123.3 | 46.769 | 27.986 | 107.5 | | 12:58:21.548 | | | |
| 2 - | 43.940 | 125.9 | 42.746 | 26.193 | 106.0 | 1:52.879 | 90.00 | 4.812 | 13:00:14.427 | |
| 3 - | 42.561 | 126.1 | 41.904 | 25.666 | 107.0 | 1:50.131 | 92.25 | 2.064 | 13:02:04.558 | |
| 4 - | 41.881 | 126.1 | 42.203 | IN PIT | | 1:59.368 | P | 85.11 | 11.301 | 13:04:03.926 |
| 5 - | OUTLAP | 117.5 | 44.986 | 27.810 | 106.0 | 4:28.923 | 37.78 | 2:40.856 | 13:08:32.849 | |
| 6 - | 42.300 | 126.1 | 42.825 | 25.708 | 106.7 | 1:50.833 | 91.67 | 2.766 | 13:10:23.682 | |
| 7 - | 43.043 | 125.4 | 41.325 | 25.548 | 107.0 | 1:49.916 | 92.43 | 1.849 | 13:12:13.598 | |
| 8 - | 42.047 | 126.1 | 41.922 | 25.554 | 106.7 | 1:49.523 | (3) | 92.76 | 1.456 | 13:14:03.121 |
| 9 - | 41.717 | 125.4 | 41.248 | 25.524 | 106.5 | 1:48.489 | (2) | 93.65 | 0.422 | 13:15:51.610 |
| 10 - | 41.541 | 125.6 | 41.071 | 25.455 | 107.5 | 1:48.067 | (1) | 94.01 | | 13:17:39.677 |

| P2 26 | | Dani SAEZ | | KTM - GA Competition | | | | | | |
|---------------------------|---------------|--------------------------|---------------|----------------------|--------------|-----------------|--------------|--------------|--------------|---------------------|
| IDEAL LAP TIME : 1:47.748 | | BEST LAP TIME : 1:48.097 | | DIFFERENCE : 0.349 | | | | | | |
| LAP | SECTOR 1 | SECTOR 2 | SECTOR 3 | LAP TIME | MPH | DIFF | TIME OF DAY | | | |
| 1 - | OUTLAP | 126.1 | 44.917 | 26.154 | 107.2 | | 12:58:07.214 | | | |
| 2 - | 42.077 | 126.8 | 42.047 | 25.462 | 105.5 | 1:49.586 | 92.71 | 1.489 | 12:59:56.800 | |
| 3 - | 42.061 | 126.1 | 41.838 | 25.351 | 106.5 | 1:49.250 | 92.99 | 1.153 | 13:01:46.050 | |
| 4 - | 41.898 | 125.6 | 41.662 | 25.373 | 106.2 | 1:48.933 | 93.26 | 0.836 | 13:03:34.983 | |
| 5 - | 41.989 | 124.9 | 41.890 | 25.325 | 105.7 | 1:49.204 | 93.03 | 1.107 | 13:05:24.187 | |
| 6 - | 44.132 | 88.7 | 43.940 | IN PIT | | 2:00.756 | P | 84.13 | 12.659 | 13:07:24.943 |
| 7 - | OUTLAP | 124.0 | 41.994 | 25.290 | 105.0 | 3:00.665 | 56.23 | 1:12.568 | 13:10:25.608 | |
| 8 - | 41.639 | 128.0 | 41.685 | 25.331 | 108.0 | 1:48.655 | (3) | 93.50 | 0.558 | 13:12:14.263 |
| 9 - | 43.591 | 126.1 | 43.284 | 27.708 | 105.2 | 1:54.583 | 88.67 | 6.486 | 13:14:08.846 | |
| 10 - | 41.462 | 126.6 | 40.996 | 25.817 | 106.2 | 1:48.275 | (2) | 93.83 | 0.178 | 13:15:57.121 |
| 11 - | 41.572 | 126.6 | 41.219 | 25.306 | 107.0 | 1:48.097 | (1) | 93.99 | | 13:17:45.218 |

| P3 35 | | Elliot LODGE | | Honda - Essential Team Racing / SP125 | | | | | | |
|---------------------------|---------------|--------------------------|---------------|---------------------------------------|--------------|-----------------|--------------|--------------|--------------|---------------------|
| IDEAL LAP TIME : 1:49.186 | | BEST LAP TIME : 1:49.544 | | DIFFERENCE : 0.358 | | | | | | |
| LAP | SECTOR 1 | SECTOR 2 | SECTOR 3 | LAP TIME | MPH | DIFF | TIME OF DAY | | | |
| 1 - | OUTLAP | 121.1 | 45.718 | 28.172 | 100.3 | | 12:58:15.935 | | | |
| 2 - | 43.944 | 124.2 | 43.123 | 26.822 | 104.5 | 1:53.889 | 89.21 | 4.345 | 13:00:09.824 | |
| 3 - | 43.904 | 123.5 | 42.430 | 26.242 | 105.2 | 1:52.576 | 90.25 | 3.032 | 13:02:02.400 | |
| 4 - | 45.191 | 108.2 | 42.247 | 26.322 | 105.2 | 1:53.760 | 89.31 | 4.216 | 13:03:56.160 | |
| 5 - | 43.290 | 125.2 | 41.688 | 26.015 | 104.2 | 1:50.993 | 91.53 | 1.449 | 13:05:47.153 | |
| 6 - | 42.343 | 124.9 | 41.758 | 25.881 | 104.5 | 1:49.982 | (2) | 92.38 | 0.438 | 13:07:37.135 |
| 7 - | 42.625 | 122.6 | 41.851 | 25.787 | 104.0 | 1:50.263 | 92.14 | 0.719 | 13:09:27.398 | |
| 8 - | 42.535 | 124.9 | 42.486 | 26.085 | 103.0 | 1:51.106 | 91.44 | 1.562 | 13:11:18.504 | |
| 9 - | 42.648 | 123.5 | 41.574 | 26.054 | 104.2 | 1:50.276 | 92.13 | 0.732 | 13:13:08.780 | |
| 10 - | 42.740 | 122.6 | 41.651 | 25.870 | 102.6 | 1:50.261 | (3) | 92.14 | 0.717 | 13:14:59.041 |
| 11 - | 42.701 | 125.9 | 41.259 | 25.584 | 104.5 | 1:49.544 | (1) | 92.74 | | 13:16:48.585 |

| P4 19 AS | | Sasha de VITS | | Honda - DV1 RacingTeam | | | | | | |
|---------------------------|---------------|--------------------------|---------------|------------------------|--------------|-----------------|--------------|--------------|--------------|---------------------|
| IDEAL LAP TIME : 1:49.490 | | BEST LAP TIME : 1:49.675 | | DIFFERENCE : 0.185 | | | | | | |
| LAP | SECTOR 1 | SECTOR 2 | SECTOR 3 | LAP TIME | MPH | DIFF | TIME OF DAY | | | |
| 1 - | OUTLAP | 121.5 | 46.060 | 26.659 | 104.7 | | 12:58:11.038 | | | |
| 2 - | 43.595 | 121.1 | 42.703 | 26.197 | 105.2 | 1:52.495 | 90.31 | 2.820 | 13:00:03.533 | |
| 3 - | 42.702 | 123.1 | 43.837 | 25.952 | 105.5 | 1:52.491 | 90.31 | 2.816 | 13:01:56.024 | |
| 4 - | 43.134 | 122.4 | 42.381 | 25.935 | 105.0 | 1:51.450 | 91.16 | 1.775 | 13:03:47.474 | |
| 5 - | 42.562 | 123.3 | 41.668 | 25.752 | 104.5 | 1:49.982 | (3) | 92.38 | 0.307 | 13:05:37.456 |
| 6 - | 43.045 | 118.9 | 42.094 | 25.904 | 104.2 | 1:51.043 | 91.49 | 1.368 | 13:07:28.499 | |
| 7 - | 42.671 | 120.6 | 41.853 | 26.231 | 103.5 | 1:50.755 | 91.73 | 1.080 | 13:09:19.254 | |
| 8 - | 42.605 | 120.4 | 42.058 | 25.880 | 102.8 | 1:50.543 | 91.91 | 0.868 | 13:11:09.797 | |
| 9 - | 42.133 | 123.3 | 41.719 | 25.967 | 105.5 | 1:49.819 | (2) | 92.51 | 0.144 | 13:12:59.616 |
| 10 - | 42.246 | 120.6 | 41.605 | 25.824 | 104.7 | 1:49.675 | (1) | 92.63 | | 13:14:49.291 |
| 11 - | 42.623 | 115.5 | 43.083 | 25.800 | 99.6 | 1:51.506 | 91.11 | 1.831 | 13:16:40.797 | |

Weather / Track : Bright / Dry

Assen

Circuit Length = 2.8222 miles

Start: 12:56 Flag 13:16 End: 13:18

MCRCB BULLETIN TK095

2016 MCE British Superbike Championship - Round 11

2016 HEL Performance British Motostar Moto 3 GP & ADAC NEC

QUALIFYING 2 - SECTOR ANALYSIS

SECTOR 1 = FL to I1, SECTOR 2 = I1 to I2, SECTOR 3 = I2 to FL, DIFF = Difference To Personal Best Lap, P = Crossed Finish Line in Pit Lane, D = Time Disallowed

| P5 44 | | Edmund BEST | | KTM - SymCirrus Motorsport | | | |
|---------------------------|---------------|--------------------------|---------------|----------------------------|--------------|---------------------|----------------------------------|
| IDEAL LAP TIME : 1:49.595 | | BEST LAP TIME : 1:49.809 | | DIFFERENCE : 0.214 | | | |
| LAP | SECTOR 1 | SECTOR 2 | SECTOR 3 | LAP TIME | MPH | DIFF | TIME OF DAY |
| 1 - | OUTLAP | 119.1 | 45.728 | 26.706 | 104.2 | | 12:58:08.678 |
| 2 - | 43.721 | 125.2 | 43.240 | 26.255 | 107.0 | 1:53.216 | 89.74 3.407 13:00:01.894 |
| 3 - | 43.240 | 124.7 | 42.641 | 25.919 | 106.0 | 1:51.800 | 90.87 1.991 13:01:53.694 |
| 4 - | 42.825 | 124.7 | 42.514 | 26.077 | 105.7 | 1:51.416 | 91.19 1.607 13:03:45.110 |
| 5 - | 42.634 | 124.7 | 42.431 | 25.814 | 106.7 | 1:50.879 | 91.63 1.070 13:05:35.989 |
| 6 - | 42.671 | 125.4 | 42.378 | 25.707 | 107.2 | 1:50.756 (3) | 91.73 0.947 13:07:26.745 |
| 7 - | 42.704 | 125.2 | 42.245 | 25.854 | 106.2 | 1:50.803 | 91.69 0.994 13:09:17.548 |
| 8 - | 42.552 | 125.2 | 42.247 | 25.581 | 106.0 | 1:50.380 (2) | 92.04 0.571 13:11:07.928 |
| 9 - | 42.242 | 127.0 | 41.772 | 25.795 | 106.0 | 1:49.809 (1) | 92.52 13:12:57.737 |

| P6 42 | | Brian SLOOTEN | | Bakker Honda - Bakker Frame Racing | | | |
|---------------------------|---------------|--------------------------|---------------|------------------------------------|--------------|---------------------|----------------------------------|
| IDEAL LAP TIME : 1:49.185 | | BEST LAP TIME : 1:49.826 | | DIFFERENCE : 0.641 | | | |
| LAP | SECTOR 1 | SECTOR 2 | SECTOR 3 | LAP TIME | MPH | DIFF | TIME OF DAY |
| 1 - | OUTLAP | 121.1 | 46.700 | 28.043 | 101.4 | | 12:58:18.737 |
| 2 - | 44.295 | 122.9 | 43.088 | 26.242 | 104.5 | 1:53.625 | 89.41 3.799 13:00:12.362 |
| 3 - | 43.701 | 123.5 | 42.724 | 26.098 | 106.2 | 1:52.523 | 90.29 2.697 13:02:04.885 |
| 4 - | 42.611 | 124.2 | 42.274 | 26.091 | 105.0 | 1:50.976 | 91.55 1.150 13:03:55.861 |
| 5 - | 42.993 | 124.5 | 41.875 | 26.017 | 104.2 | 1:50.885 | 91.62 1.059 13:05:46.746 |
| 6 - | 42.351 | 124.7 | 42.034 | 25.794 | 104.2 | 1:50.179 (3) | 92.21 0.353 13:07:36.925 |
| 7 - | 42.806 | 122.0 | 41.778 | 25.622 | 104.0 | 1:50.206 | 92.19 0.380 13:09:27.131 |
| 8 - | 42.539 | 124.0 | 42.909 | 26.066 | 104.2 | 1:51.514 | 91.11 1.688 13:11:18.645 |
| 9 - | 42.861 | 124.0 | 41.370 | 25.713 | 102.8 | 1:49.944 (2) | 92.41 0.118 13:13:08.589 |
| 10 - | 43.180 | 120.0 | 41.677 | 25.689 | 103.8 | 1:50.546 | 91.90 0.720 13:14:59.135 |
| 11 - | 42.501 | 122.2 | 41.861 | 25.464 | 105.2 | 1:49.826 (1) | 92.51 13:16:48.961 |

| P7 61 AGP | | Ernst DUBBINK | | Honda - Ernst Dubbink Eveno Racing | | | |
|---------------------------|----------|--------------------------|---------------|------------------------------------|--------------|---------------------|----------------------------------|
| IDEAL LAP TIME : 1:49.539 | | BEST LAP TIME : 1:49.873 | | DIFFERENCE : 0.334 | | | |
| LAP | SECTOR 1 | SECTOR 2 | SECTOR 3 | LAP TIME | MPH | DIFF | TIME OF DAY |
| 1 - | OUTLAP | 120.4 | 46.496 | 26.906 | 102.8 | | 12:58:09.435 |
| 2 - | 44.053 | 123.8 | 43.674 | 26.046 | 103.8 | 1:53.773 | 89.30 3.900 13:00:03.208 |
| 3 - | 43.234 | 124.9 | 43.288 | IN PIT | | 2:02.377 P | 83.02 12.504 13:02:05.585 |
| 4 - | OUTLAP | 122.4 | 42.815 | 25.906 | 103.8 | 2:44.412 | 61.79 54.539 13:04:49.997 |
| 5 - | 42.651 | 121.7 | 42.389 | 26.098 | 103.5 | 1:51.138 | 91.41 1.265 13:06:41.135 |
| 6 - | 42.690 | 122.0 | 42.246 | 25.613 | 105.5 | 1:50.549 (2) | 91.90 0.676 13:08:31.684 |
| 7 - | 42.772 | 123.8 | 42.576 | 25.997 | 103.8 | 1:51.345 | 91.24 1.472 13:10:23.029 |
| 8 - | 43.837 | 122.0 | 41.862 | 25.352 | 104.7 | 1:51.051 | 91.49 1.178 13:12:14.080 |
| 9 - | 42.559 | 125.2 | 42.467 | 25.557 | 104.0 | 1:50.583 (3) | 91.87 0.710 13:14:04.663 |
| 10 - | 42.610 | 123.3 | 41.685 | 25.578 | 103.8 | 1:49.873 (1) | 92.47 13:15:54.536 |

| P8 3 AS | | Toni ERHARD | | Honda - Kiefer Racing | | | |
|---------------------------|---------------|--------------------------|---------------|-----------------------|--------------|---------------------|----------------------------------|
| IDEAL LAP TIME : 1:49.968 | | BEST LAP TIME : 1:49.968 | | DIFFERENCE : 0.000 | | | |
| LAP | SECTOR 1 | SECTOR 2 | SECTOR 3 | LAP TIME | MPH | DIFF | TIME OF DAY |
| 1 - | OUTLAP | 119.4 | 46.971 | 28.245 | 100.0 | | 12:58:28.880 |
| 2 - | 44.755 | 120.9 | 43.170 | 26.702 | 103.0 | 1:54.627 | 88.63 4.659 13:00:23.507 |
| 3 - | 43.938 | 119.4 | 42.399 | 27.142 | 101.9 | 1:53.479 | 89.53 3.511 13:02:16.986 |
| 4 - | 44.242 | 120.2 | 44.110 | 27.243 | 99.1 | 1:55.595 | 87.89 5.627 13:04:12.581 |
| 5 - | 43.734 | 121.1 | 43.144 | 26.993 | 98.7 | 1:53.871 | 89.22 3.903 13:06:06.452 |
| 6 - | 43.961 | 117.5 | 41.903 | 26.157 | 102.3 | 1:52.021 | 90.69 2.053 13:07:58.473 |
| 7 - | 42.760 | 118.7 | 41.839 | 26.050 | 101.6 | 1:50.649 (3) | 91.82 0.681 13:09:49.122 |
| 8 - | 42.724 | 118.3 | 42.105 | 26.174 | 101.9 | 1:51.003 | 91.53 1.035 13:11:40.125 |
| 9 - | 42.447 | 118.3 | 41.696 | 25.825 | 102.3 | 1:49.968 (1) | 92.39 13:13:30.093 |
| 10 - | 43.467 | 117.7 | 42.885 | 26.518 | 100.9 | 1:52.870 | 90.01 2.902 13:15:22.963 |
| 11 - | 42.653 | 117.9 | 41.970 | 25.913 | 102.1 | 1:50.536 (2) | 91.91 0.568 13:17:13.499 |

Weather / Track : Bright / Dry

Assen

Circuit Length = 2.8222 miles

Start: 12:56 Flag 13:16 End: 13:18

MCRCB BULLETIN TK095

2016 MCE British Superbike Championship - Round 11

2016 HEL Performance British Motostar Moto 3 GP & ADAC NEC

QUALIFYING 2 - SECTOR ANALYSIS

SECTOR 1 = FL to I1, SECTOR 2 = I1 to I2, SECTOR 3 = I2 to FL, DIFF = Difference To Personal Best Lap, P = Crossed Finish Line in Pit Lane, D = Time Disallowed

| P9 | | 50 AGP | | Jason DUPASQUIER | | KTM - KTM Swiss Junior Team | | | |
|---------------------------|---------------|--------------------------|---------------|--------------------|--------------|-----------------------------|--------------|----------|---------------------|
| IDEAL LAP TIME : 1:49.862 | | BEST LAP TIME : 1:50.049 | | DIFFERENCE : 0.187 | | | | | |
| LAP | SECTOR 1 | SECTOR 2 | SECTOR 3 | LAP TIME | MPH | DIFF | TIME OF DAY | | |
| 1 - | OUTLAP | 123.3 | 46.916 | 26.883 | 103.8 | | 12:58:10.261 | | |
| 2 - | 43.585 | 127.0 | 43.367 | 26.724 | 104.5 | 1:53.676 | 89.37 | 3.627 | 13:00:03.937 |
| 3 - | 42.771 | 128.8 | 43.099 | 26.080 | 104.2 | 1:51.950 | 90.75 | 1.901 | 13:01:55.887 |
| 4 - | 42.862 | 125.2 | 42.109 | 26.036 | 104.5 | 1:51.007 (3) | 91.52 | 0.958 | 13:03:46.894 |
| 5 - | 42.811 | 124.7 | 41.831 | 25.766 | 103.3 | 1:50.408 (2) | 92.02 | 0.359 | 13:05:37.302 |
| 6 - | 43.790 | 103.4 | 45.758 | 31.164 | 104.5 | 2:00.712 | 84.16 | 10.663 | 13:07:38.014 |
| 7 - | 42.570 | 125.9 | 41.804 | 25.675 | 104.2 | 1:50.049 (1) | 92.32 | | 13:09:28.063 |
| 8 - | 42.383 | 126.1 | 42.210 | 26.415 | 104.2 | 1:51.008 | 91.52 | 0.959 | 13:11:19.071 |
| 9 - | 42.673 | 127.8 | 42.925 | IN PIT | | 2:00.813 P | 84.09 | 10.764 | 13:13:19.884 |
| 10 - | OUTLAP | 89.1 | 50.384 | 26.607 | 101.4 | 3:50.507 | 44.07 | 2:00.458 | 13:17:10.391 |

| P10 | | 41 AS | | Kevin ORGIS | | Honda - Kiefer Racing | | | |
|---------------------------|---------------|--------------------------|---------------|--------------------|--------------|-----------------------|--------------|--------|---------------------|
| IDEAL LAP TIME : 1:49.915 | | BEST LAP TIME : 1:50.050 | | DIFFERENCE : 0.135 | | | | | |
| LAP | SECTOR 1 | SECTOR 2 | SECTOR 3 | LAP TIME | MPH | DIFF | TIME OF DAY | | |
| 1 - | OUTLAP | 116.9 | 45.141 | 27.063 | 104.2 | | 12:58:52.137 | | |
| 2 - | 44.013 | 118.5 | 43.844 | 26.689 | 102.1 | 1:54.546 | 88.69 | 4.496 | 13:00:46.683 |
| 3 - | 43.852 | 118.7 | 43.857 | IN PIT | | 2:03.644 P | 82.17 | 13.594 | 13:02:50.327 |
| 4 - | OUTLAP | 118.3 | 43.704 | 26.695 | 104.0 | 2:41.662 | 62.84 | 51.612 | 13:05:31.989 |
| 5 - | 43.803 | 119.6 | 42.729 | 25.867 | 106.5 | 1:52.399 | 90.39 | 2.349 | 13:07:24.388 |
| 6 - | 42.865 | 122.4 | 42.490 | 25.709 | 107.2 | 1:51.064 (3) | 91.48 | 1.014 | 13:09:15.452 |
| 7 - | 42.997 | 122.9 | 42.281 | 26.029 | 105.2 | 1:51.307 | 91.28 | 1.257 | 13:11:06.759 |
| 8 - | 43.732 | 107.5 | 43.032 | 25.971 | 105.7 | 1:52.735 | 90.12 | 2.685 | 13:12:59.494 |
| 9 - | 42.714 | 122.0 | 41.704 | 25.632 | 106.0 | 1:50.050 (1) | 92.32 | | 13:14:49.544 |
| 10 - | 42.579 | 123.1 | 42.515 | 25.895 | 104.5 | 1:50.989 (2) | 91.54 | 0.939 | 13:16:40.533 |

| P11 | | 36 AS | | Sander KROEZE | | Honda - Ernst Dubbink Eveno Racing | | | |
|---------------------------|---------------|--------------------------|---------------|--------------------|--------------|------------------------------------|--------------|----------|---------------------|
| IDEAL LAP TIME : 1:49.741 | | BEST LAP TIME : 1:50.088 | | DIFFERENCE : 0.347 | | | | | |
| LAP | SECTOR 1 | SECTOR 2 | SECTOR 3 | LAP TIME | MPH | DIFF | TIME OF DAY | | |
| 1 - | OUTLAP | 89.4 | 46.889 | 26.832 | 102.6 | | 12:58:39.617 | | |
| 2 - | 44.032 | 121.3 | 42.749 | 27.385 | 100.7 | 1:54.166 | 88.99 | 4.078 | 13:00:33.783 |
| 3 - | 44.042 | 120.4 | 42.415 | 25.989 | 103.8 | 1:52.446 | 90.35 | 2.358 | 13:02:26.229 |
| 4 - | 43.108 | 119.8 | 42.025 | 25.853 | 102.8 | 1:50.986 | 91.54 | 0.898 | 13:04:17.215 |
| 5 - | 43.146 | 121.5 | 42.388 | IN PIT | | 1:56.955 P | 86.87 | 6.867 | 13:06:14.170 |
| 6 - | OUTLAP | 120.4 | 42.319 | 25.747 | 103.5 | 3:46.067 | 44.94 | 1:55.979 | 13:10:00.237 |
| 7 - | 43.437 | 121.3 | 41.687 | 25.604 | 102.6 | 1:50.728 | 91.75 | 0.640 | 13:11:50.965 |
| 8 - | 42.726 | 121.5 | 42.446 | 25.554 | 102.8 | 1:50.726 (3) | 91.75 | 0.638 | 13:13:41.691 |
| 9 - | 43.138 | 120.9 | 41.942 | 25.529 | 102.8 | 1:50.609 (2) | 91.85 | 0.521 | 13:15:32.300 |
| 10 - | 42.593 | 120.2 | 41.619 | 25.876 | 102.1 | 1:50.088 (1) | 92.29 | | 13:17:22.388 |

| P12 | | 2 | | Mike BROUWERS | | Husqvarna - Joma / Brouwersracingteam | | | |
|---------------------------|---------------|--------------------------|---------------|--------------------|--------------|---------------------------------------|--------------|----------|---------------------|
| IDEAL LAP TIME : 1:49.784 | | BEST LAP TIME : 1:50.125 | | DIFFERENCE : 0.341 | | | | | |
| LAP | SECTOR 1 | SECTOR 2 | SECTOR 3 | LAP TIME | MPH | DIFF | TIME OF DAY | | |
| 1 - | OUTLAP | 119.6 | 46.112 | 26.496 | 102.6 | | 12:58:07.117 | | |
| 2 - | 43.095 | 121.1 | 43.284 | 26.093 | 104.0 | 1:52.472 | 90.33 | 2.347 | 12:59:59.589 |
| 3 - | 43.308 | 121.1 | 42.269 | 25.871 | 104.0 | 1:51.448 | 91.16 | 1.323 | 13:01:51.037 |
| 4 - | 43.082 | 121.3 | 42.221 | 25.674 | 105.5 | 1:50.977 | 91.55 | 0.852 | 13:03:42.014 |
| 5 - | 42.806 | 122.2 | 41.944 | 25.920 | 103.8 | 1:50.670 | 91.80 | 0.545 | 13:05:32.684 |
| 6 - | 42.934 | 121.7 | 41.910 | 25.676 | 104.0 | 1:50.520 (3) | 91.93 | 0.395 | 13:07:23.204 |
| 7 - | 44.017 | 105.6 | 44.580 | IN PIT | | 2:01.476 P | 83.63 | 11.351 | 13:09:24.680 |
| 8 - | OUTLAP | 121.5 | 42.362 | 25.825 | 103.8 | 3:21.338 | 50.46 | 1:31.213 | 13:12:46.018 |
| 9 - | 42.715 | 120.9 | 41.824 | 25.586 | 104.2 | 1:50.125 (1) | 92.26 | | 13:14:36.143 |
| 10 - | 42.526 | 122.2 | 41.672 | 26.102 | 103.0 | 1:50.300 (2) | 92.11 | 0.175 | 13:16:26.443 |

| P13 | | 152 AS | | Oliver KONIG | | Honda - | | |
|---------------------------|----------|--------------------------|----------|--------------------|-----|---------|-------------|--|
| IDEAL LAP TIME : 1:50.111 | | BEST LAP TIME : 1:50.137 | | DIFFERENCE : 0.026 | | | | |
| LAP | SECTOR 1 | SECTOR 2 | SECTOR 3 | LAP TIME | MPH | DIFF | TIME OF DAY | |

Weather / Track : Bright / Dry

Assen

Circuit Length = 2.8222 miles

Start: 12:56 Flag 13:16 End: 13:18

MCRCB BULLETIN TK095

2016 MCE British Superbike Championship - Round 11

2016 HEL Performance British Motostar Moto 3 GP & ADAC NEC

QUALIFYING 2 - SECTOR ANALYSIS

SECTOR 1 = FL to I1, SECTOR 2 = I1 to I2, SECTOR 3 = I2 to FL, DIFF = Difference To Personal Best Lap, P = Crossed Finish Line in Pit Lane, D = Time Disallowed

| | | | | | | | | | | |
|-----|---------------|--------------|---------------|---------------|--------------|---------------------|--------------|-------|--|---------------------|
| 1 - | OUTLAP | 118.9 | 47.145 | 27.332 | 104.5 | | | | | 12:58:13.443 |
| 2 - | 44.560 | 120.0 | 43.755 | 26.721 | 102.8 | 1:55.036 | 88.32 | 4.899 | | 13:00:08.479 |
| 3 - | 43.848 | 118.7 | 42.737 | 26.345 | 106.0 | 1:52.930 | 89.96 | 2.793 | | 13:02:01.409 |
| 4 - | 43.072 | 122.2 | 43.664 | 26.821 | 103.5 | 1:53.557 | 89.47 | 3.420 | | 13:03:54.966 |
| 5 - | 42.926 | 118.9 | 42.322 | 26.054 | 103.8 | 1:51.302 (2) | 91.28 | 1.165 | | 13:05:46.268 |
| 6 - | 42.780 | 118.3 | 45.689 | 28.565 | 104.2 | 1:57.034 | 86.81 | 6.897 | | 13:07:43.302 |
| 7 - | 42.532 | 120.0 | 41.762 | 25.843 | 102.6 | 1:50.137 (1) | 92.25 | | | 13:09:33.439 |
| 8 - | 43.770 | 118.9 | 42.100 | 25.817 | 105.2 | 1:51.687 (3) | 90.96 | 1.550 | | 13:11:25.126 |
| 9 - | 42.774 | 118.9 | 43.931 | 27.591 | 104.5 | 1:54.296 | 88.89 | 4.159 | | 13:13:19.422 |

P14 49 AS Philipp FREITAG

Honda - FKoch Rennsport & Hannes Allwardt

IDEAL LAP TIME : 1:50.037 BEST LAP TIME : 1:50.175

DIFFERENCE : 0.138

| LAP | SECTOR 1 | SECTOR 2 | SECTOR 3 | LAP TIME | MPH | DIFF | TIME OF DAY | | |
|------|---------------|--------------|---------------|---------------|--------------|---------------------|--------------|-------|---------------------|
| 1 - | OUTLAP | 117.5 | 48.437 | 27.536 | 101.6 | | 12:58:15.004 | | |
| 2 - | 45.036 | 120.2 | 43.728 | 26.359 | 103.8 | 1:55.123 | 88.25 | 4.948 | 13:00:10.127 |
| 3 - | 44.636 | 120.6 | 42.675 | 26.036 | 103.8 | 1:53.347 | 89.63 | 3.172 | 13:02:03.474 |
| 4 - | 43.128 | 122.6 | 42.573 | 26.853 | 103.8 | 1:52.554 | 90.26 | 2.379 | 13:03:56.028 |
| 5 - | 43.964 | 122.4 | 42.271 | 25.883 | 104.5 | 1:52.118 | 90.62 | 1.943 | 13:05:48.146 |
| 6 - | 43.925 | 122.0 | 42.431 | 25.961 | 102.6 | 1:52.317 | 90.45 | 2.142 | 13:07:40.463 |
| 7 - | 44.222 | 120.9 | 42.362 | 26.540 | 103.5 | 1:53.124 | 89.81 | 2.949 | 13:09:33.587 |
| 8 - | 42.790 | 120.9 | 41.914 | 25.471 | 104.7 | 1:50.175 (1) | 92.21 | | 13:11:23.762 |
| 9 - | 44.419 | 121.5 | 42.913 | 29.611 | 101.2 | 1:56.943 | 86.88 | 6.768 | 13:13:20.705 |
| 10 - | 43.045 | 120.9 | 42.683 | 26.288 | 102.6 | 1:52.016 (3) | 90.70 | 1.841 | 13:15:12.721 |
| 11 - | 43.005 | 121.1 | 41.776 | 25.892 | 104.7 | 1:50.673 (2) | 91.80 | 0.498 | 13:17:03.394 |

P15 4 AS Dirk GEIGER

Honda - Kiefer Racing

IDEAL LAP TIME : 1:49.842 BEST LAP TIME : 1:50.216

DIFFERENCE : 0.374

| LAP | SECTOR 1 | SECTOR 2 | SECTOR 3 | LAP TIME | MPH | DIFF | TIME OF DAY | | |
|------|---------------|--------------|---------------|---------------|--------------|---------------------|--------------|-------|---------------------|
| 1 - | OUTLAP | 120.2 | 45.964 | 27.661 | 100.9 | | 12:58:27.705 | | |
| 2 - | 44.145 | 120.0 | 43.051 | 26.616 | 102.1 | 1:53.812 | 89.27 | 3.596 | 13:00:21.517 |
| 3 - | 43.195 | 123.8 | 43.252 | 26.295 | 101.9 | 1:52.742 | 90.11 | 2.526 | 13:02:14.259 |
| 4 - | 43.135 | 121.1 | 42.426 | 26.393 | 101.6 | 1:51.954 | 90.75 | 1.738 | 13:04:06.213 |
| 5 - | 43.139 | 119.1 | 42.311 | 26.476 | 101.2 | 1:51.926 | 90.77 | 1.710 | 13:05:58.139 |
| 6 - | 43.028 | 119.6 | 42.229 | 26.328 | 101.9 | 1:51.585 | 91.05 | 1.369 | 13:07:49.724 |
| 7 - | 43.001 | 119.4 | 42.186 | 26.178 | 101.6 | 1:51.365 | 91.23 | 1.149 | 13:09:41.089 |
| 8 - | 42.829 | 119.8 | 41.940 | 26.004 | 102.8 | 1:50.773 (3) | 91.72 | 0.557 | 13:11:31.862 |
| 9 - | 42.529 | 122.6 | 42.168 | 26.128 | 102.1 | 1:50.825 | 91.67 | 0.609 | 13:13:22.687 |
| 10 - | 42.614 | 120.4 | 41.520 | 26.082 | 102.8 | 1:50.216 (1) | 92.18 | | 13:15:12.903 |
| 11 - | 42.921 | 122.9 | 41.963 | 25.793 | 104.0 | 1:50.677 (2) | 91.80 | 0.461 | 13:17:03.580 |

P16 12 Edward RENDELL

Ten Kate Honda - Banks Racing

IDEAL LAP TIME : 1:50.371 BEST LAP TIME : 1:50.500

DIFFERENCE : 0.129

| LAP | SECTOR 1 | SECTOR 2 | SECTOR 3 | LAP TIME | MPH | DIFF | TIME OF DAY | | |
|-----|---------------|--------------|----------|---------------|--------------|---------------------|--------------|-------|---------------------|
| 1 - | OUTLAP | 114.7 | 45.021 | 27.585 | 99.8 | | 12:58:38.624 | | |
| 2 - | 44.592 | 119.8 | 42.496 | 26.788 | 101.2 | 1:53.876 (3) | 89.22 | 3.376 | 13:00:32.500 |
| 3 - | 42.829 | 121.5 | 41.727 | 25.944 | 101.2 | 1:50.500 (1) | 91.94 | | 13:02:23.000 |
| 4 - | 42.941 | 119.6 | 42.024 | 26.804 | 101.2 | 1:51.769 (2) | 90.90 | 1.269 | 13:04:14.769 |

P17 30 Max COOK

Repli-Cast - Repli-Cast UK Racing

IDEAL LAP TIME : 1:49.974 BEST LAP TIME : 1:50.619

DIFFERENCE : 0.645

| LAP | SECTOR 1 | SECTOR 2 | SECTOR 3 | LAP TIME | MPH | DIFF | TIME OF DAY | | |
|-----|----------|--------------|---------------|---------------|--------------|---------------------|--------------|----------|---------------------|
| 1 - | OUTLAP | 123.3 | 48.618 | 27.678 | 103.0 | | 12:58:23.297 | | |
| 2 - | 43.554 | 124.7 | 44.882 | 26.934 | 103.5 | 1:55.370 | 88.06 | 4.751 | 13:00:18.667 |
| 3 - | 43.623 | 121.3 | 43.074 | 26.303 | 104.2 | 1:53.000 | 89.91 | 2.381 | 13:02:11.667 |
| 4 - | 45.001 | 120.4 | 43.306 | IN PIT | | 2:04.087 P | 81.87 | 13.468 | 13:04:15.754 |
| 5 - | OUTLAP | 120.4 | 43.320 | 26.190 | 103.8 | 3:08.418 | 53.92 | 1:17.799 | 13:07:24.172 |
| 6 - | 42.825 | 122.4 | 42.325 | 26.012 | 104.7 | 1:51.162 | 91.39 | 0.543 | 13:09:15.334 |
| 7 - | 42.955 | 122.2 | 42.567 | 25.998 | 105.7 | 1:51.520 | 91.10 | 0.901 | 13:11:06.854 |
| 8 - | 43.057 | 122.0 | 42.171 | 25.831 | 103.8 | 1:51.059 (3) | 91.48 | 0.440 | 13:12:57.913 |
| 9 - | 42.824 | 122.6 | 41.599 | 26.196 | 103.0 | 1:50.619 (1) | 91.84 | | 13:14:48.532 |

Assen

Circuit Length = 2.8222 miles

Start: 12:56 Flag 13:16 End: 13:18

Weather / Track : Bright / Dry

MCRCB BULLETIN TK095

2016 MCE British Superbike Championship - Round 11

2016 HEL Performance British Motostar Moto 3 GP & ADAC NEC

QUALIFYING 2 - SECTOR ANALYSIS

SECTOR 1 = FL to I1, SECTOR 2 = I1 to I2, SECTOR 3 = I2 to FL, DIFF = Difference To Personal Best Lap, P = Crossed Finish Line in Pit Lane, D = Time Disallowed
 10 - **42.544** 122.9 42.264 26.071 103.5 1:50.879 (2) 91.63 0.260 13:16:39.411

| P18 21 | | Richard KERR | | KTM - North West Racing | | | | | |
|---------------------------|---------------|--------------------------|---------------|-------------------------|--------------|---------------------|--------------|-------|---------------------|
| IDEAL LAP TIME : 1:50.550 | | BEST LAP TIME : 1:50.689 | | DIFFERENCE : 0.139 | | | | | |
| LAP | SECTOR 1 | SECTOR 2 | SECTOR 3 | LAP TIME | MPH | DIFF | TIME OF DAY | | |
| 1 - | | 123.8 | 46.438 | 27.587 | 103.8 | | 12:58:01.753 | | |
| 2 - | 43.943 | 122.6 | 44.877 | 26.558 | 104.2 | 1:55.378 | 88.05 | 4.689 | 12:59:57.131 |
| 3 - | 43.034 | 123.1 | 42.864 | 26.266 | 104.2 | 1:52.164 | 90.58 | 1.475 | 13:01:49.295 |
| 4 - | 43.129 | 123.8 | 42.813 | 26.304 | 104.2 | 1:52.246 | 90.51 | 1.557 | 13:03:41.541 |
| 5 - | 42.802 | 123.3 | 42.687 | 25.927 | 105.2 | 1:51.416 | 91.19 | 0.727 | 13:05:32.957 |
| 6 - | 42.748 | 124.7 | 42.424 | 25.859 | 105.0 | 1:51.031 (3) | 91.50 | 0.342 | 13:07:23.988 |
| 7 - | 42.591 | 122.2 | 42.590 | 26.027 | 104.7 | 1:51.208 | 91.36 | 0.519 | 13:09:15.196 |
| 8 - | 42.721 | 123.1 | 42.702 | 25.997 | 105.0 | 1:51.420 | 91.18 | 0.731 | 13:11:06.616 |
| 9 - | 42.671 | 123.1 | 42.115 | 25.982 | 104.7 | 1:50.768 (2) | 91.72 | 0.079 | 13:12:57.384 |
| 10 - | 42.665 | 123.5 | 42.180 | 25.844 | 106.2 | 1:50.689 (1) | 91.79 | | 13:14:48.073 |
| 11 - | 42.623 | 122.4 | 42.544 | 26.064 | 104.0 | 1:51.231 | 91.34 | 0.542 | 13:16:39.304 |

| P19 121 AS | | Matthias MEGGLE | | Honda - Dynavolt Intact GP Junior Team | | | | | |
|---------------------------|---------------|--------------------------|---------------|--|--------------|---------------------|--------------|-------|---------------------|
| IDEAL LAP TIME : 1:50.656 | | BEST LAP TIME : 1:50.774 | | DIFFERENCE : 0.118 | | | | | |
| LAP | SECTOR 1 | SECTOR 2 | SECTOR 3 | LAP TIME | MPH | DIFF | TIME OF DAY | | |
| 1 - | OUTLAP | 114.1 | 47.116 | 27.135 | 103.0 | | 12:58:10.911 | | |
| 2 - | 44.332 | 120.9 | 43.196 | 26.343 | 103.8 | 1:53.871 | 89.22 | 3.097 | 13:00:04.782 |
| 3 - | 44.443 | 117.3 | 43.931 | 27.347 | 103.5 | 1:55.721 | 87.79 | 4.947 | 13:02:00.503 |
| 4 - | 43.689 | 116.9 | 43.455 | 27.844 | 102.6 | 1:54.988 | 88.35 | 4.214 | 13:03:55.491 |
| 5 - | 43.096 | 119.4 | 42.338 | 26.887 | 102.6 | 1:52.321 | 90.45 | 1.547 | 13:05:47.812 |
| 6 - | 43.368 | 119.6 | 42.622 | 27.190 | 103.8 | 1:53.180 | 89.76 | 2.406 | 13:07:40.992 |
| 7 - | 42.999 | 119.1 | 42.578 | 26.217 | 103.3 | 1:51.794 | 90.88 | 1.020 | 13:09:32.786 |
| 8 - | 42.791 | 119.1 | 42.081 | 25.902 | 103.3 | 1:50.774 (1) | 91.71 | | 13:11:23.560 |
| 9 - | 43.279 | 116.5 | 44.103 | 29.992 | 103.3 | 1:57.374 | 86.56 | 6.600 | 13:13:20.934 |
| 10 - | 42.842 | 122.9 | 42.043 | 26.098 | 102.6 | 1:50.983 (2) | 91.54 | 0.209 | 13:15:11.917 |
| 11 - | 42.711 | 118.9 | 42.492 | 26.142 | 103.3 | 1:51.345 (3) | 91.24 | 0.571 | 13:17:03.262 |

| P20 98 | | Tomas de VRIES | | Honda - DAT Racing | | | | | |
|---------------------------|---------------|--------------------------|---------------|--------------------|--------------|---------------------|--------------|--------|---------------------|
| IDEAL LAP TIME : 1:50.808 | | BEST LAP TIME : 1:50.808 | | DIFFERENCE : 0.000 | | | | | |
| LAP | SECTOR 1 | SECTOR 2 | SECTOR 3 | LAP TIME | MPH | DIFF | TIME OF DAY | | |
| 1 - | OUTLAP | 118.5 | 48.606 | 28.731 | 102.1 | | 12:58:21.381 | | |
| 2 - | 45.083 | 124.2 | 45.179 | 27.140 | 103.3 | 1:57.402 | 86.54 | 6.594 | 13:00:18.783 |
| 3 - | 44.984 | 122.9 | 44.251 | 27.032 | 104.2 | 1:56.267 | 87.38 | 5.459 | 13:02:15.050 |
| 4 - | 43.954 | 123.3 | 46.424 | IN PIT | | 2:05.344 P | 81.05 | 14.536 | 13:04:20.394 |
| 5 - | OUTLAP | 121.1 | 43.342 | 27.019 | 102.6 | 2:10.079 | 78.10 | 19.271 | 13:06:30.473 |
| 6 - | 43.717 | 121.3 | 42.956 | 26.511 | 102.6 | 1:53.184 | 89.76 | 2.376 | 13:08:23.657 |
| 7 - | 43.263 | 122.4 | 43.101 | 26.273 | 102.6 | 1:52.637 | 90.20 | 1.829 | 13:10:16.294 |
| 8 - | 46.906 | 99.7 | 43.708 | 26.294 | 102.3 | 1:56.908 | 86.90 | 6.100 | 13:12:13.202 |
| 9 - | 42.936 | 124.2 | 42.812 | 26.174 | 102.8 | 1:51.922 (2) | 90.77 | 1.114 | 13:14:05.124 |
| 10 - | 43.815 | 123.8 | 42.335 | 26.180 | 103.3 | 1:52.330 (3) | 90.44 | 1.522 | 13:15:57.454 |
| 11 - | 42.749 | 123.8 | 42.030 | 26.029 | 102.8 | 1:50.808 (1) | 91.69 | | 13:17:48.262 |

| P21 22 | | Tasia RODINK | | Honda - GA Competition | | | | | |
|---------------------------|----------|--------------------------|---------------|------------------------|--------------|--------------|--------------|----------|--------------|
| IDEAL LAP TIME : 1:50.905 | | BEST LAP TIME : 1:51.260 | | DIFFERENCE : 0.355 | | | | | |
| LAP | SECTOR 1 | SECTOR 2 | SECTOR 3 | LAP TIME | MPH | DIFF | TIME OF DAY | | |
| 1 - | | 117.5 | 44.198 | 26.628 | 101.9 | | 12:57:57.567 | | |
| 2 - | 43.900 | 118.3 | 42.772 | 26.438 | 99.8 | 1:53.110 | 89.82 | 1.850 | 12:59:50.677 |
| 3 - | 43.816 | 117.3 | 42.463 | 26.205 | 101.4 | 1:52.484 | 90.32 | 1.224 | 13:01:43.161 |
| 4 - | 43.524 | 118.5 | 42.791 | 26.098 | 101.2 | 1:52.413 | 90.38 | 1.153 | 13:03:35.574 |
| 5 - | 43.111 | 118.1 | 42.285 | 26.149 | 101.6 | 1:51.545 (2) | 91.08 | 0.285 | 13:05:27.119 |
| 6 - | 43.620 | 117.9 | 42.025 | 25.973 | 101.4 | 1:51.618 (3) | 91.02 | 0.358 | 13:07:18.737 |
| 7 - | 43.407 | 118.1 | 42.423 | IN PIT | | 1:58.582 P | 85.68 | 7.322 | 13:09:17.319 |
| 8 - | OUTLAP | 118.9 | 42.893 | 26.415 | 100.7 | 2:54.864 | 58.10 | 1:03.604 | 13:12:12.183 |
| 9 - | 43.466 | 119.8 | 43.265 | 26.613 | 103.0 | 1:53.344 | 89.64 | 2.084 | 13:14:05.527 |
| 10 - | 43.155 | 118.9 | 42.205 | 26.265 | 100.7 | 1:51.625 | 91.02 | 0.365 | 13:15:57.152 |

Weather / Track : Bright / Dry

Assen
 Circuit Length = 2.8222 miles
 Start: 12:56 Flag 13:16 End: 13:18

MCRCB BULLETIN TK095

2016 MCE British Superbike Championship - Round 11

2016 HEL Performance British Motostar Moto 3 GP & ADAC NEC

QUALIFYING 2 - SECTOR ANALYSIS

SECTOR 1 = FL to I1, SECTOR 2 = I1 to I2, SECTOR 3 = I2 to FL, DIFF = Difference To Personal Best Lap, P = Crossed Finish Line in Pit Lane, D = Time Disallowed

11 - **42.907** **119.8** 42.029 26.324 **103.0** **1:51.260 (1)** **91.31** **13:17:48.412**

| P22 45 AS Leon ORGIS | | Honda - Kiefer Racing | | | | | |
|-----------------------------|---------------|--------------------------|---------------|--------------------|--------------|---------------------|----------------------------------|
| IDEAL LAP TIME : 1:51.117 | | BEST LAP TIME : 1:51.279 | | DIFFERENCE : 0.162 | | | |
| LAP | SECTOR 1 | SECTOR 2 | SECTOR 3 | LAP TIME | MPH | DIFF | TIME OF DAY |
| 1 - | OUTLAP | 117.9 | 47.123 | 28.319 | 103.0 | | 12:58:28.244 |
| 2 - | 45.037 | 118.5 | 42.998 | 26.771 | 103.5 | 1:54.806 | 88.49 3.527 13:00:23.050 |
| 3 - | 44.206 | 118.1 | 42.447 | 27.178 | 103.8 | 1:53.831 | 89.25 2.552 13:02:16.881 |
| 4 - | 44.449 | 121.3 | 44.116 | 27.158 | 100.7 | 1:55.723 | 87.79 4.444 13:04:12.604 |
| 5 - | 43.751 | 120.4 | 42.978 | 27.080 | 99.6 | 1:53.809 | 89.27 2.530 13:06:06.413 |
| 6 - | 44.207 | 119.6 | 42.673 | 26.283 | 103.8 | 1:53.163 | 89.78 1.884 13:07:59.576 |
| 7 - | 43.090 | 117.1 | 42.375 | 26.239 | 103.3 | 1:51.704 (3) | 90.95 0.425 13:09:51.280 |
| 8 - | 43.176 | 117.3 | 42.111 | 26.097 | 103.0 | 1:51.384 (2) | 91.21 0.105 13:11:42.664 |
| 9 - | 47.447 | 118.1 | 42.111 | 26.554 | 102.8 | 1:56.112 | 87.50 4.833 13:13:38.776 |
| 10 - | 43.281 | 117.5 | 42.105 | 27.168 | 103.5 | 1:52.554 | 90.26 1.275 13:15:31.330 |
| 11 - | 42.915 | 118.1 | 42.187 | 26.177 | 104.0 | 1:51.279 (1) | 91.30 13:17:22.609 |

| P23 15 Eugene McMANUS | | KTM - M.V. Commercial | | | | | |
|------------------------------|---------------|--------------------------|---------------|--------------------|--------------|---------------------|----------------------------------|
| IDEAL LAP TIME : 1:50.971 | | BEST LAP TIME : 1:51.510 | | DIFFERENCE : 0.539 | | | |
| LAP | SECTOR 1 | SECTOR 2 | SECTOR 3 | LAP TIME | MPH | DIFF | TIME OF DAY |
| 1 - | OUTLAP | 108.4 | 47.042 | 27.288 | 105.7 | | 12:58:10.572 |
| 2 - | 43.897 | 128.0 | 43.792 | 26.430 | 104.5 | 1:54.119 | 89.03 2.609 13:00:04.691 |
| 3 - | 43.318 | 127.3 | 43.349 | 26.588 | 104.2 | 1:53.255 | 89.71 1.745 13:01:57.946 |
| 4 - | 45.857 | 117.9 | 44.179 | 27.338 | 105.5 | 1:57.374 | 86.56 5.864 13:03:55.320 |
| 5 - | 43.693 | 123.8 | 43.065 | 25.816 | 107.2 | 1:52.574 | 90.25 1.064 13:05:47.894 |
| 6 - | 43.160 | 127.0 | 42.512 | 25.880 | 106.5 | 1:51.552 (2) | 91.08 0.042 13:07:39.446 |
| 7 - | 42.643 | 127.0 | 42.864 | 26.003 | 106.5 | 1:51.510 (1) | 91.11 13:09:30.956 |
| 8 - | 43.385 | 125.4 | 42.741 | 25.851 | 107.0 | 1:51.977 | 90.73 0.467 13:11:22.933 |
| 9 - | 43.246 | 127.5 | 43.876 | 26.174 | 105.2 | 1:53.296 | 89.67 1.786 13:13:16.229 |
| 10 - | 43.005 | 126.1 | 43.228 | 26.367 | 105.7 | 1:52.600 | 90.23 1.090 13:15:08.829 |
| 11 - | 42.966 | 126.1 | 43.021 | 25.822 | 106.7 | 1:51.809 (3) | 90.87 0.299 13:17:00.638 |

| P24 43 AS Simon JESPERSEN | | Honda - | | | | | |
|----------------------------------|----------|--------------------------|---------------|--------------------|--------------|---------------------|----------------------------------|
| IDEAL LAP TIME : 1:51.101 | | BEST LAP TIME : 1:51.688 | | DIFFERENCE : 0.587 | | | |
| LAP | SECTOR 1 | SECTOR 2 | SECTOR 3 | LAP TIME | MPH | DIFF | TIME OF DAY |
| 1 - | OUTLAP | 121.3 | 47.526 | 26.985 | 102.6 | | 12:58:13.889 |
| 2 - | 44.217 | 123.3 | 43.772 | 26.697 | 103.3 | 1:54.686 (3) | 88.59 2.998 13:00:08.575 |
| 3 - | 43.909 | 121.1 | 42.661 | 26.064 | 102.8 | 1:52.634 (2) | 90.20 0.946 13:02:01.209 |
| 4 - | 43.106 | 119.8 | 43.544 | IN PIT | | 2:04.222 P | 81.79 12.534 13:04:05.431 |
| 5 - | OUTLAP | 117.5 | 42.827 | 26.572 | 101.2 | 2:49.645 | 59.89 57.957 13:06:55.076 |
| 6 - | 43.131 | 119.4 | 42.508 | 26.049 | 102.6 | 1:51.688 (1) | 90.96 13:08:46.764 |

| P25 69 Tom BOOTH-AMOS | | Tigcraft - FAB Racing | | | | | |
|------------------------------|---------------|--------------------------|---------------|--------------------|--------------|---------------------|----------------------------------|
| IDEAL LAP TIME : 1:51.740 | | BEST LAP TIME : 1:51.811 | | DIFFERENCE : 0.071 | | | |
| LAP | SECTOR 1 | SECTOR 2 | SECTOR 3 | LAP TIME | MPH | DIFF | TIME OF DAY |
| 1 - | OUTLAP | 103.4 | 48.608 | IN PIT | | P | 12:58:55.127 |
| 2 - | OUTLAP | 102.7 | 46.262 | IN PIT | | 3:27.350 P | 49.00 1:35.539 13:02:22.477 |
| 3 - | OUTLAP | 120.9 | 43.975 | 26.278 | 102.1 | 10:54.036 | 15.53 9:02.225 13:13:16.513 |
| 4 - | 43.367 | 120.2 | 42.734 | 25.930 | 102.1 | 1:52.031 (2) | 90.69 0.220 13:15:08.544 |
| 5 - | 43.272 | 120.6 | 42.538 | 26.001 | 102.1 | 1:51.811 (1) | 90.86 13:17:00.355 |

| P26 13 AGP Maximilian KOFLER | | KTM - MSV Schwanenstadt | | | | | |
|-------------------------------------|----------|--------------------------|----------|--------------------|--------------|---------------------|---------------------------|
| IDEAL LAP TIME : 1:51.562 | | BEST LAP TIME : 1:51.897 | | DIFFERENCE : 0.335 | | | |
| LAP | SECTOR 1 | SECTOR 2 | SECTOR 3 | LAP TIME | MPH | DIFF | TIME OF DAY |
| 1 - | OUTLAP | 126.1 | 47.913 | 27.646 | 102.3 | | 12:58:12.959 |
| 2 - | 45.252 | 126.8 | 44.345 | 27.168 | 103.8 | 1:56.765 | 87.01 4.868 13:00:09.724 |
| 3 - | 43.468 | 125.2 | 42.822 | 26.220 | 104.7 | 1:52.510 (2) | 90.30 0.613 13:02:02.234 |
| 4 - | 43.164 | 125.2 | 43.133 | 27.194 | 103.8 | 1:53.491 | 89.52 1.594 13:03:55.725 |
| 5 - | 43.725 | 119.6 | 45.508 | IN PIT | | 2:03.670 P | 82.15 11.773 13:05:59.395 |

Weather / Track : Bright / Dry

Assen

Circuit Length = 2.8222 miles

Start: 12:56 Flag 13:16 End: 13:18

MCRCB BULLETIN TK095

2016 MCE British Superbike Championship - Round 11

2016 HEL Performance British Motostar Moto 3 GP & ADAC NEC

QUALIFYING 2 - SECTOR ANALYSIS

SECTOR 1 = FL to I1, SECTOR 2 = I1 to I2, SECTOR 3 = I2 to FL, DIFF = Difference To Personal Best Lap, P = Crossed Finish Line in Pit Lane, D = Time Disallowed

| | | | | | | | | | |
|------|---------------|-------|---------------|---------------|-------|---------------------|--------------|----------|---------------------|
| 6 - | OUTLAP | 124.2 | 43.540 | 26.913 | 102.1 | 3:37.705 | 46.66 | 1:45.808 | 13:09:37.100 |
| 7 - | 43.733 | 123.3 | 43.338 | 26.639 | 102.3 | 1:53.710 | 89.35 | 1.813 | 13:11:30.810 |
| 8 - | 43.523 | 122.2 | 42.974 | 26.118 | 104.2 | 1:52.615 (3) | 90.22 | 0.718 | 13:13:23.425 |
| 9 - | 43.070 | 124.7 | 42.374 | 26.453 | 101.9 | 1:51.897 (1) | 90.79 | | 13:15:15.322 |
| 10 - | 43.116 | 124.2 | 43.023 | 26.702 | 100.3 | 1:52.841 | 90.03 | 0.944 | 13:17:08.163 |

| P27 | 9 OGP | Ruben DOORAKKERS | Honda - | | | | | | |
|---------------------------|--------------|--------------------------|----------|--------------------|-----|------|-------------|--|--|
| IDEAL LAP TIME : 1:51.920 | | BEST LAP TIME : 1:51.920 | | DIFFERENCE : 0.000 | | | | | |
| LAP | SECTOR 1 | SECTOR 2 | SECTOR 3 | LAP TIME | MPH | DIFF | TIME OF DAY | | |

| | | | | | | | | | |
|------|---------------|--------------|---------------|---------------|--------------|---------------------|--------------|-------|---------------------|
| 1 - | OUTLAP | 122.6 | 48.534 | 27.840 | 101.6 | | | | 12:58:20.869 |
| 2 - | 45.556 | 124.5 | 45.039 | 27.065 | 102.1 | 1:57.660 | 86.35 | 5.740 | 13:00:18.529 |
| 3 - | 45.119 | 120.6 | 44.228 | 26.961 | 103.5 | 1:56.308 | 87.35 | 4.388 | 13:02:14.837 |
| 4 - | 44.145 | 122.4 | 44.551 | 27.040 | 101.6 | 1:55.736 | 87.78 | 3.816 | 13:04:10.573 |
| 5 - | 44.206 | 119.8 | 44.011 | 27.598 | 97.8 | 1:55.815 | 87.72 | 3.895 | 13:06:06.388 |
| 6 - | 44.229 | 125.2 | 43.385 | 26.538 | 103.0 | 1:54.152 | 89.00 | 2.232 | 13:08:00.540 |
| 7 - | 43.697 | 120.6 | 43.848 | 26.502 | 102.6 | 1:54.047 | 89.08 | 2.127 | 13:09:54.587 |
| 8 - | 43.811 | 120.0 | 43.452 | 26.677 | 101.4 | 1:53.940 | 89.17 | 2.020 | 13:11:48.527 |
| 9 - | 43.265 | 120.6 | 43.202 | 26.359 | 102.6 | 1:52.826 (2) | 90.05 | 0.906 | 13:13:41.353 |
| 10 - | 43.530 | 123.5 | 43.075 | 26.360 | 103.8 | 1:52.965 (3) | 89.94 | 1.045 | 13:15:34.318 |
| 11 - | 42.905 | 122.0 | 42.847 | 26.168 | 103.0 | 1:51.920 (1) | 90.78 | | 13:17:26.238 |

| P28 | 52 | Jorel BOERBOOM | Kalex KTM - FPW Racing | | | | | | |
|---------------------------|-----------|--------------------------|------------------------|--------------------|-----|------|-------------|--|--|
| IDEAL LAP TIME : 1:51.556 | | BEST LAP TIME : 1:52.252 | | DIFFERENCE : 0.696 | | | | | |
| LAP | SECTOR 1 | SECTOR 2 | SECTOR 3 | LAP TIME | MPH | DIFF | TIME OF DAY | | |

| | | | | | | | | | |
|-----|--------|--------------|---------------|---------------|--------------|---------------------|--------------|--|---------------------|
| 1 - | OUTLAP | 125.4 | 45.500 | 26.589 | 105.2 | | | | 12:58:38.641 |
| 2 - | 43.374 | 125.9 | 43.246 | 25.632 | 105.7 | 1:52.252 (1) | 90.51 | | 13:00:30.893 |

| P29 | 37 AS | Rick DUNNIK | Honda - HD Racing | | | | | | |
|---------------------------|--------------|--------------------------|-------------------|--------------------|-----|------|-------------|--|--|
| IDEAL LAP TIME : 1:52.362 | | BEST LAP TIME : 1:52.383 | | DIFFERENCE : 0.021 | | | | | |
| LAP | SECTOR 1 | SECTOR 2 | SECTOR 3 | LAP TIME | MPH | DIFF | TIME OF DAY | | |

| | | | | | | | | | |
|------|---------------|--------------|---------------|---------------|--------------|---------------------|--------------|--------|---------------------|
| 1 - | OUTLAP | 120.9 | 46.207 | 28.076 | 98.9 | | | | 12:58:02.800 |
| 2 - | 45.169 | 121.1 | 44.395 | 27.166 | 102.3 | 1:56.730 | 87.03 | 4.347 | 12:59:59.530 |
| 3 - | 44.028 | 122.2 | 43.588 | 26.810 | 103.0 | 1:54.426 | 88.79 | 2.043 | 13:01:53.956 |
| 4 - | 43.473 | 122.4 | 43.489 | 26.923 | 101.9 | 1:53.885 | 89.21 | 1.502 | 13:03:47.841 |
| 5 - | 43.137 | 122.4 | 42.773 | 26.573 | 101.6 | 1:52.483 (2) | 90.32 | 0.100 | 13:05:40.324 |
| 6 - | 43.220 | 122.0 | 42.833 | 26.606 | 101.9 | 1:52.659 (3) | 90.18 | 0.276 | 13:07:32.983 |
| 7 - | 43.202 | 120.9 | 42.993 | 26.723 | 102.1 | 1:52.918 | 89.97 | 0.535 | 13:09:25.901 |
| 8 - | 43.197 | 121.1 | 43.169 | 27.194 | 100.9 | 1:53.560 | 89.46 | 1.177 | 13:11:19.461 |
| 9 - | 43.367 | 122.6 | 42.795 | | | 2:01.225 P | 83.81 | 8.842 | 13:13:20.686 |
| 10 - | OUTLAP | 121.1 | 43.042 | 26.559 | 101.2 | 2:09.753 | 78.30 | 17.370 | 13:15:30.439 |
| 11 - | 43.140 | 121.3 | 42.666 | 26.577 | 103.3 | 1:52.383 (1) | 90.40 | | 13:17:22.822 |

| P30 | 23 | Sam LLEWELLYN | Honda - Mammoth Motorsport | | | | | | |
|---------------------------|-----------|--------------------------|----------------------------|--------------------|-----|------|-------------|--|--|
| IDEAL LAP TIME : 1:52.350 | | BEST LAP TIME : 1:52.508 | | DIFFERENCE : 0.158 | | | | | |
| LAP | SECTOR 1 | SECTOR 2 | SECTOR 3 | LAP TIME | MPH | DIFF | TIME OF DAY | | |

| | | | | | | | | | |
|------|---------------|--------------|---------------|---------------|--------------|---------------------|--------------|-------|---------------------|
| 1 - | OUTLAP | 117.3 | 48.948 | 28.293 | 102.8 | | | | 12:58:21.490 |
| 2 - | 45.229 | 122.2 | 45.126 | 27.364 | 105.0 | 1:57.719 | 86.30 | 5.211 | 13:00:19.209 |
| 3 - | 44.922 | 120.4 | 43.987 | 27.040 | 104.7 | 1:55.949 | 87.62 | 3.441 | 13:02:15.158 |
| 4 - | 44.125 | 122.2 | 45.824 | 27.341 | 100.3 | 1:57.290 | 86.62 | 4.782 | 13:04:12.448 |
| 5 - | 43.710 | 119.6 | 43.878 | 26.556 | 102.3 | 1:54.144 | 89.01 | 1.636 | 13:06:06.592 |
| 6 - | 44.238 | 123.3 | 44.604 | 26.705 | 103.3 | 1:55.547 | 87.93 | 3.039 | 13:08:02.139 |
| 7 - | 43.224 | 119.8 | 42.974 | 26.399 | 104.2 | 1:52.597 (3) | 90.23 | 0.089 | 13:09:54.736 |
| 8 - | 43.809 | 121.3 | 44.522 | 26.968 | 102.8 | 1:55.299 | 88.12 | 2.791 | 13:11:50.035 |
| 9 - | 43.240 | 120.4 | 43.084 | 26.243 | 102.6 | 1:52.567 (2) | 90.25 | 0.059 | 13:13:42.602 |
| 10 - | 43.327 | 120.6 | 43.029 | 26.152 | 103.8 | 1:52.508 (1) | 90.30 | | 13:15:35.110 |
| 11 - | 44.371 | 116.5 | 44.492 | 27.012 | 100.3 | 1:55.875 | 87.68 | 3.367 | 13:17:30.985 |

Weather / Track : Bright / Dry

Assen

Circuit Length = 2.8222 miles

Start: 12:56 Flag 13:16 End: 13:18

MCRCB BULLETIN TK095

2016 MCE British Superbike Championship - Round 11

2016 HEL Performance British Motostar Moto 3 GP & ADAC NEC

QUALIFYING 2 - SECTOR ANALYSIS

SECTOR 1 = FL to I1, SECTOR 2 = I1 to I2, SECTOR 3 = I2 to FL, DIFF = Difference To Personal Best Lap, P = Crossed Finish Line in Pit Lane, D = Time Disallowed

| P31 66 | | Cameron FRASER | | Kalex KTM - FPW Racing | | | | | |
|---------------------------|---------------|--------------------------|---------------|------------------------|--------------|---------------------|--------------|-------|---------------------|
| IDEAL LAP TIME : 1:52.590 | | BEST LAP TIME : 1:53.042 | | DIFFERENCE : 0.452 | | | | | |
| LAP | SECTOR 1 | SECTOR 2 | SECTOR 3 | LAP TIME | MPH | DIFF | TIME OF DAY | | |
| 1 - | OUTLAP | 124.9 | 49.417 | 28.318 | 103.5 | | 12:58:23.883 | | |
| 2 - | 44.378 | 124.5 | 44.185 | 27.052 | 106.5 | 1:55.615 | 87.87 | 2.573 | 13:00:19.498 |
| 3 - | 44.966 | 123.1 | 44.309 | 27.840 | 103.0 | 1:57.115 | 86.75 | 4.073 | 13:02:16.613 |
| 4 - | 44.028 | 123.8 | 44.977 | 29.299 | 102.1 | 1:58.304 | 85.88 | 5.262 | 13:04:14.917 |
| 5 - | 45.902 | 123.8 | 44.565 | 27.186 | 104.5 | 1:57.653 | 86.35 | 4.611 | 13:06:12.570 |
| 6 - | 43.921 | 123.3 | 43.925 | 26.874 | 105.2 | 1:54.720 | 88.56 | 1.678 | 13:08:07.290 |
| 7 - | 43.410 | 123.8 | 43.660 | 26.771 | 104.7 | 1:53.841 (2) | 89.24 | 0.799 | 13:10:01.131 |
| 8 - | 43.862 | 125.2 | 43.015 | 26.165 | 105.5 | 1:53.042 (1) | 89.87 | | 13:11:54.173 |
| 9 - | 43.709 | 122.9 | 43.944 | 26.885 | 105.0 | 1:54.538 | 88.70 | 1.496 | 13:13:48.711 |
| 10 - | 43.796 | 122.4 | 43.273 | 26.844 | 101.9 | 1:53.913 (3) | 89.19 | 0.871 | 13:15:42.624 |
| 11 - | 43.862 | 122.6 | 43.980 | 27.537 | 104.2 | 1:55.379 | 88.05 | 2.337 | 13:17:38.003 |

| P32 99 | | Stephen CAMPBELL | | Honda - Campbell Racing | | | | | |
|---------------------------|---------------|--------------------------|---------------|-------------------------|--------------|---------------------|--------------|-------|---------------------|
| IDEAL LAP TIME : 1:53.393 | | BEST LAP TIME : 1:53.633 | | DIFFERENCE : 0.240 | | | | | |
| LAP | SECTOR 1 | SECTOR 2 | SECTOR 3 | LAP TIME | MPH | DIFF | TIME OF DAY | | |
| 1 - | OUTLAP | 120.4 | 48.883 | 28.511 | 99.4 | | 12:58:24.443 | | |
| 2 - | 45.651 | 118.1 | 45.242 | 26.955 | 99.8 | 1:57.848 | 86.21 | 4.215 | 13:00:22.291 |
| 3 - | 45.090 | 119.6 | 43.834 | 27.050 | 100.7 | 1:55.974 | 87.60 | 2.341 | 13:02:18.265 |
| 4 - | 44.264 | 121.1 | 44.286 | 27.998 | 99.1 | 1:56.548 | 87.17 | 2.915 | 13:04:14.813 |
| 5 - | 44.735 | 120.4 | 46.453 | 27.130 | 100.0 | 1:58.318 | 85.87 | 4.685 | 13:06:13.131 |
| 6 - | 44.429 | 118.3 | 43.425 | 26.546 | 100.7 | 1:54.400 | 88.81 | 0.767 | 13:08:07.531 |
| 7 - | 44.115 | 119.1 | 43.193 | 26.496 | 100.7 | 1:53.804 (3) | 89.27 | 0.171 | 13:10:01.335 |
| 8 - | 44.115 | 119.8 | 43.617 | 26.540 | 99.1 | 1:54.272 | 88.91 | 0.639 | 13:11:55.607 |
| 9 - | 43.927 | 119.1 | 42.974 | 26.732 | 99.6 | 1:53.633 (1) | 89.41 | | 13:13:49.240 |
| 10 - | 44.165 | 120.0 | 43.054 | 26.492 | 100.7 | 1:53.711 (2) | 89.35 | 0.078 | 13:15:42.951 |
| 11 - | 43.945 | 119.4 | 43.773 | 27.713 | 99.8 | 1:55.431 | 88.01 | 1.798 | 13:17:38.382 |

| P33 5 | | William SVARD | | Honda - Nordgren Racing | | | | | |
|---------------------------|---------------|--------------------------|---------------|-------------------------|--------------|---------------------|--------------|-------|---------------------|
| IDEAL LAP TIME : 1:53.661 | | BEST LAP TIME : 1:53.661 | | DIFFERENCE : 0.000 | | | | | |
| LAP | SECTOR 1 | SECTOR 2 | SECTOR 3 | LAP TIME | MPH | DIFF | TIME OF DAY | | |
| 1 - | OUTLAP | 118.9 | 46.899 | 27.830 | 101.4 | | 12:58:30.329 | | |
| 2 - | 46.152 | 122.2 | 46.018 | 27.213 | 99.8 | 1:59.383 | 85.10 | 5.722 | 13:00:29.712 |
| 3 - | 45.261 | 119.1 | 44.102 | 26.944 | 101.4 | 1:56.307 | 87.35 | 2.646 | 13:02:26.019 |
| 4 - | 45.150 | 116.7 | 44.281 | 27.067 | 100.9 | 1:56.498 | 87.21 | 2.837 | 13:04:22.517 |
| 5 - | 45.076 | 115.1 | 44.414 | 26.790 | 101.2 | 1:56.280 | 87.37 | 2.619 | 13:06:18.797 |
| 6 - | 45.225 | 119.6 | 43.295 | 26.735 | 101.2 | 1:55.255 (3) | 88.15 | 1.594 | 13:08:14.052 |
| 7 - | 44.574 | 119.1 | 43.195 | 26.567 | 101.2 | 1:54.336 (2) | 88.86 | 0.675 | 13:10:08.388 |
| 8 - | 44.158 | 119.4 | 42.967 | 26.536 | 100.7 | 1:53.661 (1) | 89.39 | | 13:12:02.049 |
| 9 - | 45.796 | 112.2 | 44.638 | 28.515 | 100.3 | 1:58.949 | 85.41 | 5.288 | 13:14:00.998 |
| 10 - | 48.957 | 80.3 | 44.871 | 26.650 | 101.9 | 2:00.478 | 84.33 | 6.817 | 13:16:01.476 |

| P34 6 | | Lukas KARLSSON | | Honda - Nordgren Racing | | | | | |
|---------------------------|---------------|--------------------------|---------------|-------------------------|--------------|---------------------|--------------|-------|---------------------|
| IDEAL LAP TIME : 1:53.666 | | BEST LAP TIME : 1:53.888 | | DIFFERENCE : 0.222 | | | | | |
| LAP | SECTOR 1 | SECTOR 2 | SECTOR 3 | LAP TIME | MPH | DIFF | TIME OF DAY | | |
| 1 - | OUTLAP | 116.3 | 47.232 | 29.672 | 98.9 | | 12:58:26.437 | | |
| 2 - | 45.489 | 116.3 | 44.296 | 27.046 | 102.1 | 1:56.831 | 86.96 | 2.943 | 13:00:23.268 |
| 3 - | 44.587 | 118.9 | 43.584 | 26.481 | 102.6 | 1:54.652 (2) | 88.61 | 0.764 | 13:02:17.920 |
| 4 - | 44.583 | 120.6 | 44.180 | 27.883 | 99.6 | 1:56.646 | 87.10 | 2.758 | 13:04:14.566 |
| 5 - | 44.623 | 119.6 | 43.367 | 26.925 | 98.5 | 1:54.915 | 88.41 | 1.027 | 13:06:09.481 |
| 6 - | 44.601 | 115.9 | 43.769 | 26.640 | 100.7 | 1:55.010 | 88.34 | 1.122 | 13:08:04.491 |
| 7 - | 44.224 | 113.5 | 43.853 | 26.686 | 100.3 | 1:54.763 (3) | 88.53 | 0.875 | 13:09:59.254 |
| 8 - | 44.447 | 115.9 | 43.735 | 26.585 | 100.0 | 1:54.767 | 88.52 | 0.879 | 13:11:54.021 |
| 9 - | 44.523 | 116.7 | 43.428 | 26.988 | 100.7 | 1:54.939 | 88.39 | 1.051 | 13:13:48.960 |
| 10 - | 44.104 | 119.8 | 43.081 | 26.703 | 98.9 | 1:53.888 (1) | 89.21 | | 13:15:42.848 |
| 11 - | 44.141 | 120.9 | 43.612 | 27.698 | 98.7 | 1:55.451 | 88.00 | 1.563 | 13:17:38.299 |

Weather / Track : Bright / Dry

Assen

Circuit Length = 2.8222 miles

Start: 12:56 Flag 13:16 End: 13:18

MCRCB BULLETIN TK095

2016 MCE British Superbike Championship - Round 11

2016 HEL Performance British Motostar Moto 3 GP & ADAC NEC

QUALIFYING 2 - SECTOR ANALYSIS

SECTOR 1 = FL to I1, SECTOR 2 = I1 to I2, SECTOR 3 = I2 to FL, DIFF = Difference To Personal Best Lap, P = Crossed Finish Line in Pit Lane, D = Time Disallowed

| P35 54 Sam BURMAN | | KTM - TeamWNT / Burman Racing | | | | | | | |
|---------------------------|---------------|-------------------------------|---------------|--------------------|--------------|---------------------|--------------|----------|---------------------|
| IDEAL LAP TIME : 1:53.752 | | BEST LAP TIME : 1:53.938 | | DIFFERENCE : 0.186 | | | | | |
| LAP | SECTOR 1 | SECTOR 2 | SECTOR 3 | LAP TIME | MPH | DIFF | TIME OF DAY | | |
| 1 - | | 125.6 | 46.577 | 28.577 | 104.2 | | 12:58:02.522 | | |
| 2 - | 45.338 | 126.1 | 45.854 | 27.233 | 105.5 | 1:58.425 | 85.79 | 4.487 | 13:00:00.947 |
| 3 - | 44.488 | 126.6 | 44.973 | 26.914 | 106.0 | 1:56.375 | 87.30 | 2.437 | 13:01:57.322 |
| 4 - | 43.708 | 126.6 | 44.218 | 27.229 | 105.5 | 1:55.155 | 88.23 | 1.217 | 13:03:52.477 |
| 5 - | 43.841 | 125.9 | 44.248 | 27.027 | 105.5 | 1:55.116 (3) | 88.26 | 1.178 | 13:05:47.593 |
| 6 - | 43.745 | 125.6 | 48.005 | IN PIT | | 2:06.919 P | 80.05 | 12.981 | 13:07:54.512 |
| 7 - | OUTLAP | 123.3 | 45.101 | 27.165 | 104.7 | 3:04.061 | 55.19 | 1:10.123 | 13:10:58.573 |
| 8 - | 43.690 | 127.0 | 44.168 | 26.800 | 106.0 | 1:54.658 (2) | 88.61 | 0.720 | 13:12:53.231 |
| 9 - | 43.519 | 127.0 | 43.480 | 26.939 | 105.7 | 1:53.938 (1) | 89.17 | | 13:14:47.169 |
| 10 - | 43.970 | 124.9 | 44.494 | 26.753 | 106.0 | 1:55.217 | 88.18 | 1.279 | 13:16:42.386 |

| P36 122 AS Marie MENDE | | Honda - MM-Racing | | | | | | | |
|-------------------------------|---------------|--------------------------|---------------|--------------------|--------------|---------------------|--------------|-------|---------------------|
| IDEAL LAP TIME : 1:53.845 | | BEST LAP TIME : 1:53.963 | | DIFFERENCE : 0.118 | | | | | |
| LAP | SECTOR 1 | SECTOR 2 | SECTOR 3 | LAP TIME | MPH | DIFF | TIME OF DAY | | |
| 1 - | OUTLAP | 111.4 | 49.153 | 28.605 | 100.7 | | | | 12:58:11.607 |
| 2 - | 45.489 | 117.9 | 44.709 | 27.676 | 101.2 | 1:57.874 | 86.19 | 3.911 | 13:00:09.481 |
| 3 - | 45.867 | 118.7 | 44.742 | 27.293 | 101.2 | 1:57.902 | 86.17 | 3.939 | 13:02:07.383 |
| 4 - | 44.716 | 116.5 | 44.100 | 27.142 | 100.5 | 1:55.958 | 87.61 | 1.995 | 13:04:03.341 |
| 5 - | 44.896 | 115.7 | 43.796 | 26.697 | 101.2 | 1:55.389 | 88.05 | 1.426 | 13:05:58.730 |
| 6 - | 44.653 | 116.7 | 43.586 | 27.172 | 101.2 | 1:55.411 | 88.03 | 1.448 | 13:07:54.141 |
| 7 - | 44.575 | 115.9 | 43.931 | 27.360 | 101.2 | 1:55.866 | 87.68 | 1.903 | 13:09:50.007 |
| 8 - | 44.517 | 116.7 | 43.201 | 26.734 | 101.4 | 1:54.452 (3) | 88.77 | 0.489 | 13:11:44.459 |
| 9 - | 44.965 | 115.9 | 43.458 | 26.900 | 101.4 | 1:55.323 | 88.10 | 1.360 | 13:13:39.782 |
| 10 - | 44.582 | 116.1 | 43.077 | 26.717 | 101.2 | 1:54.376 (2) | 88.83 | 0.413 | 13:15:34.158 |
| 11 - | 44.180 | 117.9 | 42.968 | 26.815 | 100.9 | 1:53.963 (1) | 89.15 | | 13:17:28.121 |

| P37 93 Steve LAWTON | | Honda - Cresswell Racing | | | | | | | |
|----------------------------|---------------|--------------------------|---------------|--------------------|--------------|---------------------|--------------|-------|---------------------|
| IDEAL LAP TIME : 1:53.634 | | BEST LAP TIME : 1:54.121 | | DIFFERENCE : 0.487 | | | | | |
| LAP | SECTOR 1 | SECTOR 2 | SECTOR 3 | LAP TIME | MPH | DIFF | TIME OF DAY | | |
| 1 - | OUTLAP | 106.3 | 50.865 | 29.130 | 98.3 | | | | 12:58:16.154 |
| 2 - | 47.620 | 116.3 | 46.039 | 27.982 | 97.4 | 2:01.641 | 83.52 | 7.520 | 13:00:17.795 |
| 3 - | 46.443 | 119.4 | 44.413 | 28.134 | 101.9 | 1:58.990 | 85.38 | 4.869 | 13:02:16.785 |
| 4 - | 45.237 | 118.1 | 44.514 | 27.642 | 100.3 | 1:57.393 | 86.54 | 3.272 | 13:04:14.178 |
| 5 - | 44.388 | 117.9 | 43.791 | 27.040 | 98.7 | 1:55.219 | 88.18 | 1.098 | 13:06:09.397 |
| 6 - | 45.071 | 117.7 | 43.797 | 26.554 | 101.2 | 1:55.422 | 88.02 | 1.301 | 13:08:04.819 |
| 7 - | 44.368 | 118.1 | 44.235 | 26.756 | 99.8 | 1:55.359 | 88.07 | 1.238 | 13:10:00.178 |
| 8 - | 44.735 | 117.7 | 43.995 | 26.825 | 99.6 | 1:55.555 | 87.92 | 1.434 | 13:11:55.733 |
| 9 - | 44.457 | 118.3 | 43.522 | 26.610 | 100.3 | 1:54.589 (3) | 88.66 | 0.468 | 13:13:50.322 |
| 10 - | 44.727 | 119.4 | 42.959 | 26.586 | 98.9 | 1:54.272 (2) | 88.91 | 0.151 | 13:15:44.594 |
| 11 - | 44.121 | 118.9 | 43.187 | 26.813 | 99.8 | 1:54.121 (1) | 89.02 | | 13:17:38.715 |

| P38 154 AS Lukas FALCK | | Honda - | | | | | | | |
|-------------------------------|---------------|--------------------------|---------------|--------------------|--------------|---------------------|--------------|-------|---------------------|
| IDEAL LAP TIME : 1:53.619 | | BEST LAP TIME : 1:54.142 | | DIFFERENCE : 0.523 | | | | | |
| LAP | SECTOR 1 | SECTOR 2 | SECTOR 3 | LAP TIME | MPH | DIFF | TIME OF DAY | | |
| 1 - | OUTLAP | 117.9 | 48.180 | 29.419 | 99.4 | | | | 12:58:19.879 |
| 2 - | 46.454 | 120.6 | 45.211 | 27.624 | 101.4 | 1:59.289 | 85.17 | 5.147 | 13:00:19.168 |
| 3 - | 45.324 | 123.1 | 44.833 | 27.864 | 102.8 | 1:58.021 | 86.08 | 3.879 | 13:02:17.189 |
| 4 - | 45.121 | 122.2 | 44.123 | 27.828 | 101.4 | 1:57.072 | 86.78 | 2.930 | 13:04:14.261 |
| 5 - | 44.702 | 121.5 | 43.699 | 27.305 | 100.5 | 1:55.706 | 87.81 | 1.564 | 13:06:09.967 |
| 6 - | 44.584 | 122.6 | 43.967 | 26.725 | 101.9 | 1:55.276 | 88.13 | 1.134 | 13:08:05.243 |
| 7 - | 44.085 | 122.0 | 43.678 | 26.594 | 101.4 | 1:54.357 (2) | 88.84 | 0.215 | 13:09:59.600 |
| 8 - | 44.164 | 123.3 | 43.243 | 26.735 | 100.9 | 1:54.142 (1) | 89.01 | | 13:11:53.742 |
| 9 - | 44.329 | 118.9 | 43.599 | 26.913 | 100.0 | 1:54.841 | 88.47 | 0.699 | 13:13:48.583 |
| 10 - | 44.186 | 122.2 | 44.150 | 26.584 | 100.7 | 1:54.920 | 88.41 | 0.778 | 13:15:43.503 |
| 11 - | 43.792 | 123.1 | 43.450 | 27.128 | 99.1 | 1:54.370 (3) | 88.83 | 0.228 | 13:17:37.873 |

Weather / Track : Bright / Dry

Assen
Circuit Length = 2.8222 miles
Start: 12:56 Flag 13:16 End: 13:18

MCRCB BULLETIN TK095

2016 MCE British Superbike Championship - Round 11

2016 HEL Performance British Motostar Moto 3 GP & ADAC NEC

QUALIFYING 2 - SECTOR ANALYSIS

SECTOR 1 = FL to I1, SECTOR 2 = I1 to I2, SECTOR 3 = I2 to FL, DIFF = Difference To Personal Best Lap, P = Crossed Finish Line in Pit Lane, D = Time Disallowed

| P39 11 AS Lotte UHRE | | | Honda - | | | | |
|---------------------------|---------------|--------------------------|---------------|--------------------|-------------|---------------------|----------------------------------|
| IDEAL LAP TIME : 1:54.405 | | BEST LAP TIME : 1:54.405 | | DIFFERENCE : 0.000 | | | |
| LAP | SECTOR 1 | SECTOR 2 | SECTOR 3 | LAP TIME | MPH | DIFF | TIME OF DAY |
| 1 - | OUTLAP | 108.2 | 49.453 | 29.329 | 97.4 | | 12:58:31.917 |
| 2 - | 47.173 | 115.9 | 45.569 | 28.620 | 99.1 | 2:01.362 | 83.71 6.957 13:00:33.279 |
| 3 - | 45.366 | 118.3 | 44.044 | 26.976 | 99.8 | 1:56.386 | 87.29 1.981 13:02:29.665 |
| 4 - | 45.147 | 115.5 | 44.795 | 27.003 | 98.3 | 1:56.945 | 86.87 2.540 13:04:26.610 |
| 5 - | 44.839 | 115.7 | 43.669 | 27.617 | 98.5 | 1:56.125 (3) | 87.49 1.720 13:06:22.735 |
| 6 - | 45.031 | 115.3 | 44.713 | IN PIT | | 2:08.827 P | 78.86 14.422 13:08:31.562 |
| 7 - | OUTLAP | 115.7 | 44.790 | 28.011 | 96.8 | 3:48.273 | 44.50 1:53.868 13:12:19.835 |
| 8 - | 44.902 | 114.5 | 43.927 | 27.234 | 99.1 | 1:56.063 (2) | 87.54 1.658 13:14:15.898 |
| 9 - | 44.233 | 117.3 | 43.483 | 26.689 | 98.9 | 1:54.405 (1) | 88.80 13:16:10.303 |

| P40 25 AGP Johanna INNERFORS | | | Honda - | | | | |
|------------------------------|---------------|--------------------------|---------------|--------------------|--------------|---------------------|----------------------------------|
| IDEAL LAP TIME : 1:54.851 | | BEST LAP TIME : 1:54.883 | | DIFFERENCE : 0.032 | | | |
| LAP | SECTOR 1 | SECTOR 2 | SECTOR 3 | LAP TIME | MPH | DIFF | TIME OF DAY |
| 1 - | OUTLAP | 114.9 | 48.046 | 29.386 | 102.8 | | 12:58:29.203 |
| 2 - | 47.004 | 117.7 | 48.161 | 28.722 | 102.1 | 2:03.887 | 82.01 9.004 13:00:33.090 |
| 3 - | 45.083 | 119.4 | 45.016 | 27.223 | 103.0 | 1:57.322 | 86.60 2.439 13:02:30.412 |
| 4 - | 44.626 | 121.1 | 45.174 | 27.032 | 102.1 | 1:56.832 | 86.96 1.949 13:04:27.244 |
| 5 - | 44.762 | 119.6 | 44.057 | 27.238 | 102.3 | 1:56.057 | 87.54 1.174 13:06:23.301 |
| 6 - | 44.485 | 120.6 | 44.057 | 28.067 | 103.8 | 1:56.609 | 87.13 1.726 13:08:19.910 |
| 7 - | 44.311 | 118.9 | 43.653 | 26.919 | 101.9 | 1:54.883 (1) | 88.43 13:10:14.793 |
| 8 - | 44.436 | 118.7 | 44.189 | 27.178 | 102.1 | 1:55.803 | 87.73 0.920 13:12:10.596 |
| 9 - | 44.436 | 118.7 | 43.754 | 27.373 | 103.0 | 1:55.563 (3) | 87.91 0.680 13:14:06.159 |
| 10 - | 44.375 | 121.1 | 43.621 | 27.092 | 101.6 | 1:55.088 (2) | 88.28 0.205 13:16:01.247 |

| P41 17 AS Anna ADBRING | | | Honda - KOAN Event Racing | | | | |
|---------------------------|---------------|--------------------------|---------------------------|--------------------|--------------|---------------------|----------------------------------|
| IDEAL LAP TIME : 1:55.728 | | BEST LAP TIME : 1:55.946 | | DIFFERENCE : 0.218 | | | |
| LAP | SECTOR 1 | SECTOR 2 | SECTOR 3 | LAP TIME | MPH | DIFF | TIME OF DAY |
| 1 - | OUTLAP | 116.9 | 48.878 | 29.696 | 98.3 | | 12:58:32.808 |
| 2 - | 47.249 | 120.2 | 46.124 | 28.594 | 98.9 | 2:01.967 | 83.30 6.021 13:00:34.775 |
| 3 - | 46.571 | 118.9 | 45.306 | 28.092 | 99.1 | 1:59.969 | 84.68 4.023 13:02:34.744 |
| 4 - | 45.880 | 118.3 | 44.834 | 27.945 | 98.7 | 1:58.659 | 85.62 2.713 13:04:33.403 |
| 5 - | 45.263 | 118.7 | 44.686 | 28.055 | 98.5 | 1:58.004 | 86.10 2.058 13:06:31.407 |
| 6 - | 45.252 | 119.1 | 44.615 | 28.125 | 99.6 | 1:57.992 | 86.10 2.046 13:08:29.399 |
| 7 - | 45.132 | 118.9 | 45.540 | 27.936 | 100.0 | 1:58.608 | 85.66 2.662 13:10:28.007 |
| 8 - | 44.830 | 118.1 | 44.213 | 27.489 | 99.1 | 1:56.532 (3) | 87.18 0.586 13:12:24.539 |
| 9 - | 45.060 | 118.3 | 43.806 | 27.284 | 98.3 | 1:56.150 (2) | 87.47 0.204 13:14:20.689 |
| 10 - | 44.694 | 118.5 | 43.750 | 27.502 | 98.7 | 1:55.946 (1) | 87.62 13:16:16.635 |

| P42 33 Miguel CORREIA-LOURENCO | | | Kalex KTM - Racing Team Noord NL | | | | |
|--------------------------------|---------------|--------------------------|----------------------------------|--------------------|-------------|---------------------|----------------------------------|
| IDEAL LAP TIME : 1:56.051 | | BEST LAP TIME : 1:56.244 | | DIFFERENCE : 0.193 | | | |
| LAP | SECTOR 1 | SECTOR 2 | SECTOR 3 | LAP TIME | MPH | DIFF | TIME OF DAY |
| 1 - | OUTLAP | 114.7 | 54.374 | IN PIT | | P | 12:58:32.615 |
| 2 - | OUTLAP | 114.7 | 47.294 | 28.949 | 98.5 | 6:07.308 | 27.66 4:11.064 13:04:39.923 |
| 3 - | 46.868 | 112.0 | 45.910 | 28.442 | 98.3 | 2:01.220 | 83.81 4.976 13:06:41.143 |
| 4 - | 45.245 | 114.7 | 44.919 | 27.700 | 98.7 | 1:57.864 | 86.20 1.620 13:08:39.007 |
| 5 - | 45.008 | 115.5 | 44.486 | 27.586 | 98.3 | 1:57.080 | 86.77 0.836 13:10:36.087 |
| 6 - | 44.903 | 115.5 | 44.498 | 27.449 | 99.1 | 1:56.850 (3) | 86.95 0.606 13:12:32.937 |
| 7 - | 44.510 | 115.3 | 44.129 | 27.605 | 98.7 | 1:56.244 (1) | 87.40 13:14:29.181 |
| 8 - | 44.473 | 115.7 | 44.539 | 27.489 | 97.6 | 1:56.501 (2) | 87.21 0.257 13:16:25.682 |

| P43 113 OGP Sebastian LOSCIALE | | | Honda - | | | | |
|--------------------------------|----------|--------------------------|----------|--------------------|------|----------|--------------------------|
| IDEAL LAP TIME : 1:57.532 | | BEST LAP TIME : 1:57.942 | | DIFFERENCE : 0.410 | | | |
| LAP | SECTOR 1 | SECTOR 2 | SECTOR 3 | LAP TIME | MPH | DIFF | TIME OF DAY |
| 1 - | OUTLAP | 116.3 | 47.898 | 29.338 | 97.6 | | 12:58:28.870 |
| 2 - | 47.515 | 115.3 | 48.154 | 29.324 | 97.0 | 2:04.993 | 81.28 7.051 13:00:33.863 |
| 3 - | 46.439 | 115.3 | 44.960 | 27.927 | 98.1 | 1:59.326 | 85.14 1.384 13:02:33.189 |

Weather / Track : Bright / Dry

Assen

Circuit Length = 2.8222 miles

Start: 12:56 Flag 13:16 End: 13:18

MCRCB BULLETIN TK095

2016 MCE British Superbike Championship - Round 11

2016 HEL Performance British Motostar Moto 3 GP & ADAC NEC

QUALIFYING 2 - SECTOR ANALYSIS

SECTOR 1 = FL to I1, SECTOR 2 = I1 to I2, SECTOR 3 = I2 to FL, DIFF = Difference To Personal Best Lap, P = Crossed Finish Line in Pit Lane, D = Time Disallowed

| | | | | | | | | | |
|------------|---------------|-------|---------------|---------------|-------------|---------------------|--------------|--------|---------------------|
| 4 - | 46.283 | 114.1 | 44.782 | 27.891 | 98.9 | 1:58.956 | 85.41 | 1.014 | 13:04:32.145 |
| 5 - | 45.929 | 114.5 | 44.359 | 28.026 | 98.5 | 1:58.314 (3) | 85.87 | 0.372 | 13:06:30.459 |
| 6 - | 45.819 | 115.3 | 44.288 | 27.835 | 98.1 | 1:57.942 (1) | 86.14 | | 13:08:28.401 |
| 7 - | 45.409 | 113.7 | 1:06.474 | 28.468 | 97.6 | 2:20.351 | 72.39 | 22.409 | 13:10:48.752 |
| 8 - | 46.111 | 113.3 | 45.127 | 28.173 | 97.0 | 1:59.411 | 85.08 | 1.469 | 13:12:48.163 |
| 9 - | 46.446 | 110.5 | 45.237 | 28.016 | 96.8 | 1:59.699 | 84.88 | 1.757 | 13:14:47.862 |
| 10 - | 45.526 | 115.3 | 44.631 | 27.973 | 96.0 | 1:58.130 (2) | 86.00 | 0.188 | 13:16:45.992 |

| P44 48 Ewan POTTER | | Honda - | | | | | | | |
|---------------------------|---------------|--------------------------|---------------|--------------------|--------------|---------------------|--------------|-------|---------------------|
| IDEAL LAP TIME : 1:58.573 | | BEST LAP TIME : 1:58.825 | | DIFFERENCE : 0.252 | | | | | |
| LAP | SECTOR 1 | SECTOR 2 | SECTOR 3 | LAP TIME | MPH | DIFF | TIME OF DAY | | |
| 1 - | OUTLAP | 116.9 | 50.721 | 31.601 | 99.4 | | 12:58:27.770 | | |
| 2 - | 46.430 | 119.1 | 46.090 | 28.417 | 100.0 | 2:00.937 | 84.01 | 2.112 | 13:00:28.707 |
| 3 - | 46.430 | 115.1 | 46.173 | 27.923 | 101.4 | 2:00.526 | 84.29 | 1.701 | 13:02:29.233 |
| 4 - | 45.843 | 115.3 | 46.449 | 28.187 | 99.4 | 2:00.479 | 84.33 | 1.654 | 13:04:29.712 |
| 5 - | 45.781 | 112.9 | 46.238 | 28.480 | 100.5 | 2:00.499 | 84.31 | 1.674 | 13:06:30.211 |
| 6 - | 45.545 | 115.5 | 45.369 | 27.911 | 102.1 | 1:58.825 (1) | 85.50 | | 13:08:29.036 |
| 7 - | 45.378 | 114.7 | 45.483 | 28.035 | 98.1 | 1:58.896 (2) | 85.45 | 0.071 | 13:10:27.932 |
| 8 - | 45.695 | 115.9 | 45.328 | 28.184 | 98.5 | 1:59.207 | 85.23 | 0.382 | 13:12:27.139 |
| 9 - | 45.617 | 115.7 | 45.284 | 28.099 | 99.6 | 1:59.000 (3) | 85.37 | 0.175 | 13:14:26.139 |
| 10 - | 45.796 | 116.1 | 45.989 | 29.277 | 100.7 | 2:01.062 | 83.92 | 2.237 | 13:16:27.201 |

| P45 115 AS Oliver Lind JENSEN | | Honda - | | | | | | | |
|--------------------------------------|---------------|--------------------------|---------------|--------------------|-------------|---------------------|--------------|----------|---------------------|
| IDEAL LAP TIME : 2:01.255 | | BEST LAP TIME : 2:01.255 | | DIFFERENCE : 0.000 | | | | | |
| LAP | SECTOR 1 | SECTOR 2 | SECTOR 3 | LAP TIME | MPH | DIFF | TIME OF DAY | | |
| 1 - | OUTLAP | 114.1 | 49.379 | 29.615 | 96.2 | | 12:58:30.135 | | |
| 2 - | 49.045 | 111.6 | 47.033 | 29.394 | 95.1 | 2:05.472 | 80.97 | 4.217 | 13:00:35.607 |
| 3 - | 47.215 | 113.5 | 45.183 | 28.857 | 95.8 | 2:01.255 (1) | 83.79 | | 13:02:36.862 |
| 4 - | 48.174 | 113.7 | 46.157 | 29.766 | 94.7 | 2:04.097 | 81.87 | 2.842 | 13:04:40.959 |
| 5 - | 48.295 | 112.7 | 45.903 | 29.555 | 94.1 | 2:03.753 (3) | 82.10 | 2.498 | 13:06:44.712 |
| 6 - | 49.360 | 112.4 | 47.879 | IN PIT | | 2:20.358 P | 72.38 | 19.103 | 13:09:05.070 |
| 7 - | OUTLAP | 115.1 | 47.122 | 29.409 | 94.5 | 5:07.530 | 33.03 | 3:06.275 | 13:14:12.600 |
| 8 - | 47.532 | 111.8 | 45.729 | 28.936 | 94.3 | 2:02.197 (2) | 83.14 | 0.942 | 13:16:14.797 |

| P46 147 AS Phillip HOLE | | Honda - 3S ApS | | | | | | | |
|--------------------------------|---------------|--------------------------|---------------|--------------------|-------------|---------------------|--------------|----------|---------------------|
| IDEAL LAP TIME : 2:01.060 | | BEST LAP TIME : 2:01.300 | | DIFFERENCE : 0.240 | | | | | |
| LAP | SECTOR 1 | SECTOR 2 | SECTOR 3 | LAP TIME | MPH | DIFF | TIME OF DAY | | |
| 1 - | OUTLAP | 110.7 | 52.245 | 31.767 | 96.6 | | 12:58:27.494 | | |
| 2 - | 48.550 | 115.5 | 48.211 | IN PIT | | 2:15.932 P | 74.74 | 14.632 | 13:00:43.426 |
| 3 - | OUTLAP | 115.1 | 47.627 | 28.871 | 97.8 | 3:30.644 | 48.23 | 1:29.344 | 13:04:14.070 |
| 4 - | 46.986 | 117.9 | 47.246 | 29.112 | 97.6 | 2:03.344 | 82.37 | 2.044 | 13:06:17.414 |
| 5 - | 46.742 | 115.3 | 46.926 | 28.742 | 98.5 | 2:02.410 | 83.00 | 1.110 | 13:08:19.824 |
| 6 - | 46.827 | 114.1 | 47.160 | 28.461 | 98.3 | 2:02.448 | 82.97 | 1.148 | 13:10:22.272 |
| 7 - | 46.495 | 116.3 | 46.104 | 28.753 | 97.6 | 2:01.352 (2) | 83.72 | 0.052 | 13:12:23.624 |
| 8 - | 46.547 | 116.5 | 46.177 | 28.576 | 97.8 | 2:01.300 (1) | 83.76 | | 13:14:24.924 |
| 9 - | 46.540 | 114.9 | 46.366 | 29.073 | 97.4 | 2:01.979 (3) | 83.29 | 0.679 | 13:16:26.903 |

MCRCB BULLETIN TK096**2016 MCE British Superbike Championship - Round 11****2016 HEL Performance British Motostar Moto 3 GP & ADAC NEC****QUALIFYING 2 - BEST SPEEDS**

| POS | INTERMEDIATE 1 | | | INTERMEDIATE 2 | | | FINISH LINE | | |
|-----|----------------|------------------|-------|----------------|------|-----|-------------|------------------|-------|
| | NO | NAME | MPH | NO | NAME | MPH | NO | NAME | MPH |
| 1 | 50 | DUPASQUIER | 128.8 | | | | 26 | SAEZ | 108.0 |
| 2 | 15 | McMANUS | 128.0 | | | | 47 | ARCHER | 107.5 |
| 3 | 26 | SAEZ | 128.0 | | | | 15 | McMANUS | 107.2 |
| 4 | 44 | BEST | 127.0 | | | | 41 | ORGIS | 107.2 |
| 5 | 54 | BURMAN | 127.0 | | | | 44 | BEST | 107.2 |
| 6 | 13 | KOFLER | 126.8 | | | | 66 | FRASER | 106.5 |
| 7 | 47 | ARCHER | 126.1 | | | | 21 | KERR | 106.2 |
| 8 | 35 | LODGE | 125.9 | | | | 42 | SLOOTEN | 106.2 |
| 9 | 52 | BOERBOOM | 125.9 | | | | 54 | BURMAN | 106.0 |
| 10 | 9 | DOORAKKERS | 125.2 | | | | 152 | KONIG | 106.0 |
| 11 | 61 | DUBBINK | 125.2 | | | | 30 | COOK | 105.7 |
| 12 | 66 | FRASER | 125.2 | | | | 52 | BOERBOOM | 105.7 |
| 13 | 21 | KERR | 124.7 | | | | 2 | BROUWERS | 105.5 |
| 14 | 30 | COOK | 124.7 | | | | 19 | VITS | 105.5 |
| 15 | 42 | SLOOTEN | 124.7 | | | | 61 | DUBBINK | 105.5 |
| 16 | 98 | VRIES | 124.2 | | | | 35 | LODGE | 105.2 |
| 17 | 4 | GEIGER | 123.8 | | | | 23 | LLEWELLYN | 105.0 |
| 18 | 19 | VITS | 123.3 | | | | 13 | KOFLER | 104.7 |
| 19 | 23 | LLEWELLYN | 123.3 | | | | 49 | FREITAG | 104.7 |
| 20 | 43 | JESPERSEN | 123.3 | | | | 50 | DUPASQUIER | 104.5 |
| 21 | 154 | FALCK | 123.3 | | | | 98 | VRIES | 104.2 |
| 22 | 41 | ORGIS | 123.1 | | | | 4 | GEIGER | 104.0 |
| 23 | 121 | MEGGLE | 122.9 | | | | 45 | ORGIS | 104.0 |
| 24 | 37 | DUNNIK | 122.6 | | | | 9 | DOORAKKERS | 103.8 |
| 25 | 49 | FREITAG | 122.6 | | | | 25 | INNERFORS | 103.8 |
| 26 | 2 | BROUWERS | 122.2 | | | | 36 | KROEZE | 103.8 |
| 27 | 5 | SVARD | 122.2 | | | | 121 | MEGGLE | 103.8 |
| 28 | 152 | KONIG | 122.2 | | | | 37 | DUNNIK | 103.3 |
| 29 | 12 | RENDELL | 121.5 | | | | 43 | JESPERSEN | 103.3 |
| 30 | 36 | KROEZE | 121.5 | | | | 3 | ERHARD | 103.0 |
| 31 | 45 | ORGIS | 121.3 | | | | 22 | RODINK | 103.0 |
| 32 | 3 | ERHARD | 121.1 | | | | 154 | FALCK | 102.8 |
| 33 | 25 | INNERFORS | 121.1 | | | | 6 | KARLSSON | 102.6 |
| 34 | 99 | CAMPBELL | 121.1 | | | | 48 | POTTER | 102.1 |
| 35 | 6 | KARLSSON | 120.9 | | | | 69 | BOOTH-AMOS | 102.1 |
| 36 | 69 | BOOTH-AMOS | 120.9 | | | | 5 | SVARD | 101.9 |
| 37 | 17 | ADBRING | 120.2 | | | | 93 | LAWTON | 101.9 |
| 38 | 22 | RODINK | 119.8 | | | | 122 | MENDE | 101.4 |
| 39 | 93 | LAWTON | 119.4 | | | | 12 | RENDELL | 101.2 |
| 40 | 48 | POTTER | 119.1 | | | | 99 | CAMPBELL | 100.7 |
| 41 | 122 | MENDE | 118.7 | | | | 17 | ADBRING | 100.0 |
| 42 | 11 | UHRE | 118.3 | | | | 11 | UHRE | 99.8 |
| 43 | 147 | HOLE | 117.9 | | | | 33 | CORREIA-LOURENCO | 99.1 |
| 44 | 113 | LOSCIALE | 116.3 | | | | 113 | LOSCIALE | 98.9 |
| 45 | 33 | CORREIA-LOURENCO | 115.7 | | | | 147 | HOLE | 98.5 |
| 46 | 115 | JENSEN | 115.1 | | | | 115 | JENSEN | 96.2 |

Weather / Track : Bright / Dry

Results can be found at www.tsl-timing.com

Assen

Circuit Length = 2.8222 miles

Start: 12:56 Flag 13:16 End: 13:18

Printed - 13:20 Saturday, 01 October 2016

MCRCB BULLETIN TK097**2016 MCE British Superbike Championship - Round 11****2016 HEL Performance British Motostar Moto 3 GP & ADAC NEC****QUALIFYING 2 - BEST SECTORS**

| SECTOR 1 | | | SECTOR 2 | | | SECTOR 3 | | | IDEAL / BEST COMPARISON | | | | | | |
|----------|-----|----------------|----------|-----|----------------|----------|-----|----------------|-------------------------|-----|-----|----------------|--------------------|-----------------|-------|
| POS | NO | NAME | TIME | NO | NAME | TIME | NO | NAME | TIME | POS | NO | NAME | IDEAL | BEST | DIFF |
| | | | | | | | | | | | | | PERFECT LAP | 1:47.748 | |
| 1 | 26 | SAEZ | 41.462 | 26 | SAEZ | 40.996 | 26 | SAEZ | 25.290 | 1 | 26 | SAEZ | 1:47.748 | 1:48.097 | 0.349 |
| 2 | 47 | ARCHER | 41.541 | 47 | ARCHER | 41.071 | 61 | DUBBINK | 25.352 | 2 | 47 | ARCHER | 1:48.067 | 1:48.067 | 0.000 |
| 3 | 19 | VITS | 42.133 | 35 | LODGE | 41.259 | 47 | ARCHER | 25.455 | 3 | 42 | SLOOTEN | 1:49.185 | 1:49.826 | 0.641 |
| 4 | 44 | BEST | 42.242 | 42 | SLOOTEN | 41.370 | 42 | SLOOTEN | 25.464 | 4 | 35 | LODGE | 1:49.186 | 1:49.544 | 0.358 |
| 5 | 35 | LODGE | 42.343 | 4 | GEIGER | 41.520 | 49 | FREITAG | 25.471 | 5 | 19 | VITS | 1:49.490 | 1:49.675 | 0.185 |
| 6 | 42 | SLOOTEN | 42.351 | 12 | RENDELL | 41.598 | 36 | KROEZE | 25.529 | 6 | 61 | DUBBINK | 1:49.539 | 1:49.873 | 0.334 |
| 7 | 50 | DUPASQUIER | 42.383 | 30 | COOK | 41.599 | 44 | BEST | 25.581 | 7 | 44 | BEST | 1:49.595 | 1:49.809 | 0.214 |
| 8 | 3 | ERHARD | 42.447 | 19 | VITS | 41.605 | 35 | LODGE | 25.584 | 8 | 36 | KROEZE | 1:49.741 | 1:50.088 | 0.347 |
| 9 | 61 | DUBBINK | 42.502 | 36 | KROEZE | 41.619 | 2 | BROUWERS | 25.586 | 9 | 2 | BROUWERS | 1:49.784 | 1:50.125 | 0.341 |
| 10 | 2 | BROUWERS | 42.526 | 2 | BROUWERS | 41.672 | 41 | ORGIS | 25.632 | 10 | 4 | GEIGER | 1:49.842 | 1:50.216 | 0.374 |
| 11 | 4 | GEIGER | 42.529 | 61 | DUBBINK | 41.685 | 52 | BOERBOOM | 25.632 | 11 | 50 | DUPASQUIER | 1:49.862 | 1:50.049 | 0.187 |
| 12 | 152 | KONIG | 42.532 | 3 | ERHARD | 41.696 | 50 | DUPASQUIER | 25.675 | 12 | 41 | ORGIS | 1:49.915 | 1:50.050 | 0.135 |
| 13 | 30 | COOK | 42.544 | 41 | ORGIS | 41.704 | 19 | VITS | 25.752 | 13 | 3 | ERHARD | 1:49.968 | 1:49.968 | 0.000 |
| 14 | 43 | JESPERSEN | 42.544 | 152 | KONIG | 41.762 | 4 | GEIGER | 25.793 | 14 | 30 | COOK | 1:49.974 | 1:50.619 | 0.645 |
| 15 | 41 | ORGIS | 42.579 | 44 | BEST | 41.772 | 15 | McMANUS | 25.816 | 15 | 49 | FREITAG | 1:50.037 | 1:50.175 | 0.138 |
| 16 | 21 | KERR | 42.591 | 49 | FREITAG | 41.776 | 152 | KONIG | 25.817 | 16 | 152 | KONIG | 1:50.111 | 1:50.137 | 0.026 |
| 17 | 36 | KROEZE | 42.593 | 50 | DUPASQUIER | 41.804 | 3 | ERHARD | 25.825 | 17 | 12 | RENDELL | 1:50.371 | 1:50.500 | 0.129 |
| 18 | 15 | McMANUS | 42.643 | 22 | RODINK | 42.025 | 30 | COOK | 25.831 | 18 | 21 | KERR | 1:50.550 | 1:50.689 | 0.139 |
| 19 | 52 | BOERBOOM | 42.678 | 98 | VRIES | 42.030 | 21 | KERR | 25.844 | 19 | 121 | MEGGLE | 1:50.656 | 1:50.774 | 0.118 |
| 20 | 121 | MEGGLE | 42.711 | 121 | MEGGLE | 42.043 | 121 | MEGGLE | 25.902 | 20 | 98 | VRIES | 1:50.808 | 1:50.808 | 0.000 |
| 21 | 98 | VRIES | 42.749 | 45 | ORGIS | 42.105 | 69 | BOOTH-AMOS | 25.930 | 21 | 22 | RODINK | 1:50.905 | 1:51.260 | 0.355 |
| 22 | 49 | FREITAG | 42.790 | 21 | KERR | 42.115 | 12 | RENDELL | 25.944 | 22 | 15 | McMANUS | 1:50.971 | 1:51.510 | 0.539 |
| 23 | 12 | RENDELL | 42.829 | 13 | KOFLER | 42.374 | 22 | RODINK | 25.973 | 23 | 43 | JESPERSEN | 1:51.101 | 1:51.688 | 0.587 |
| 24 | 9 | DOORAKKERS | 42.905 | 43 | JESPERSEN | 42.508 | 98 | VRIES | 26.029 | 24 | 45 | ORGIS | 1:51.117 | 1:51.279 | 0.162 |
| 25 | 22 | RODINK | 42.907 | 15 | McMANUS | 42.512 | 43 | JESPERSEN | 26.049 | 25 | 52 | BOERBOOM | 1:51.556 | 1:52.252 | 0.696 |
| 26 | 45 | ORGIS | 42.915 | 69 | BOOTH-AMOS | 42.538 | 45 | ORGIS | 26.097 | 26 | 13 | KOFLER | 1:51.562 | 1:51.897 | 0.335 |
| 27 | 13 | KOFLER | 43.070 | 37 | DUNNIK | 42.666 | 13 | KOFLER | 26.118 | 27 | 69 | BOOTH-AMOS | 1:51.740 | 1:51.811 | 0.071 |
| 28 | 37 | DUNNIK | 43.137 | 9 | DOORAKKERS | 42.847 | 23 | LLEWELLYN | 26.152 | 28 | 9 | DOORAKKERS | 1:51.920 | 1:51.920 | 0.000 |
| 29 | 23 | LLEWELLYN | 43.224 | 93 | LAWTON | 42.959 | 66 | FRASER | 26.165 | 29 | 23 | LLEWELLYN | 1:52.350 | 1:52.508 | 0.158 |
| 30 | 69 | BOOTH-AMOS | 43.272 | 5 | SVARD | 42.967 | 9 | DOORAKKERS | 26.168 | 30 | 37 | DUNNIK | 1:52.362 | 1:52.383 | 0.021 |
| 31 | 66 | FRASER | 43.410 | 122 | MENDE | 42.968 | 6 | KARLSSON | 26.481 | 31 | 66 | FRASER | 1:52.590 | 1:53.042 | 0.452 |
| 32 | 54 | BURMAN | 43.519 | 23 | LLEWELLYN | 42.974 | 99 | CAMPBELL | 26.492 | 32 | 99 | CAMPBELL | 1:53.393 | 1:53.633 | 0.240 |
| 33 | 154 | FALCK | 43.792 | 99 | CAMPBELL | 42.974 | 5 | SVARD | 26.536 | 33 | 154 | FALCK | 1:53.619 | 1:54.142 | 0.523 |
| 34 | 99 | CAMPBELL | 43.927 | 66 | FRASER | 43.015 | 93 | LAWTON | 26.554 | 34 | 93 | LAWTON | 1:53.634 | 1:54.121 | 0.487 |
| 35 | 6 | KARLSSON | 44.104 | 6 | KARLSSON | 43.081 | 37 | DUNNIK | 26.559 | 35 | 5 | SVARD | 1:53.661 | 1:53.661 | 0.000 |
| 36 | 93 | LAWTON | 44.121 | 154 | FALCK | 43.243 | 154 | FALCK | 26.584 | 36 | 6 | KARLSSON | 1:53.666 | 1:53.888 | 0.222 |
| 37 | 5 | SVARD | 44.158 | 52 | BOERBOOM | 43.246 | 11 | UHRE | 26.689 | 37 | 54 | BURMAN | 1:53.752 | 1:53.938 | 0.186 |
| 38 | 122 | MENDE | 44.180 | 54 | BURMAN | 43.480 | 122 | MENDE | 26.697 | 38 | 122 | MENDE | 1:53.845 | 1:53.963 | 0.118 |
| 39 | 11 | UHRE | 44.233 | 11 | UHRE | 43.483 | 54 | BURMAN | 26.753 | 39 | 11 | UHRE | 1:54.405 | 1:54.405 | 0.000 |
| 40 | 25 | INNERFORS | 44.311 | 25 | INNERFORS | 43.621 | 25 | INNERFORS | 26.919 | 40 | 25 | INNERFORS | 1:54.851 | 1:54.883 | 0.032 |
| 41 | 33 | CORREIA-LOUREN | 44.473 | 17 | ADBRING | 43.750 | 17 | ADBRING | 27.284 | 41 | 17 | ADBRING | 1:55.728 | 1:55.946 | 0.218 |
| 42 | 17 | ADBRING | 44.694 | 33 | CORREIA-LOUREN | 44.129 | 33 | CORREIA-LOUREN | 27.449 | 42 | 33 | CORREIA-LOUREN | 1:56.051 | 1:56.244 | 0.193 |
| 43 | 48 | POTTER | 45.378 | 113 | LOSCIALE | 44.288 | 113 | LOSCIALE | 27.835 | 43 | 113 | LOSCIALE | 1:57.532 | 1:57.942 | 0.410 |
| 44 | 113 | LOSCIALE | 45.409 | 115 | JENSEN | 45.183 | 48 | POTTER | 27.911 | 44 | 48 | POTTER | 1:58.573 | 1:58.825 | 0.252 |
| 45 | 147 | HOLE | 46.495 | 48 | POTTER | 45.284 | 147 | HOLE | 28.461 | 45 | 147 | HOLE | 2:01.060 | 2:01.300 | 0.240 |
| 46 | 115 | JENSEN | 47.215 | 147 | HOLE | 46.104 | 115 | JENSEN | 28.857 | 46 | 115 | JENSEN | 2:01.255 | 2:01.255 | 0.000 |

Weather / Track : Bright / Dry

Assen

Circuit Length = 2.8222 miles

Start: 12:56 Flag 13:16 End: 13:18

Results can be found at www.tsl-timing.com

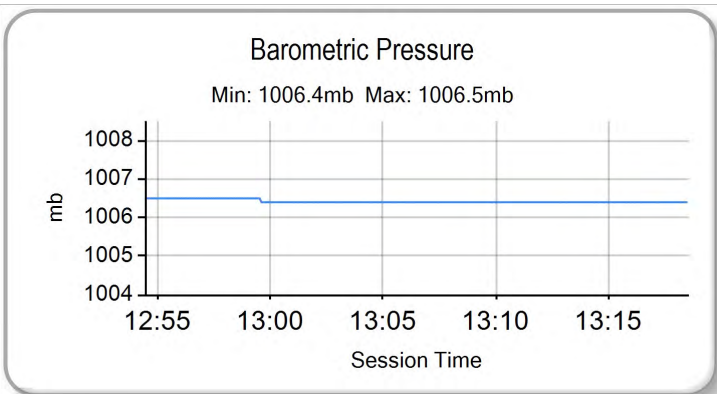
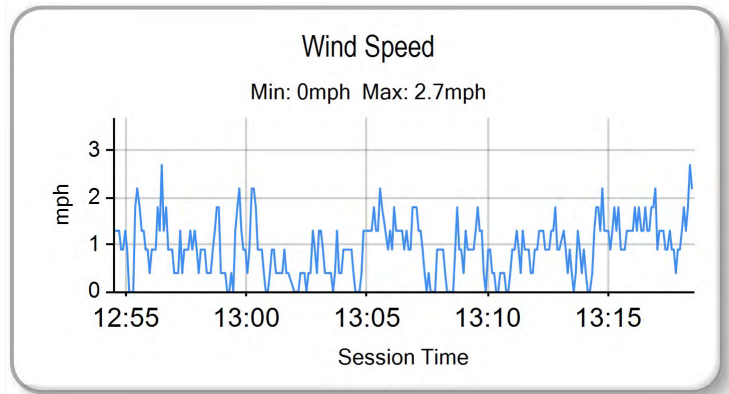
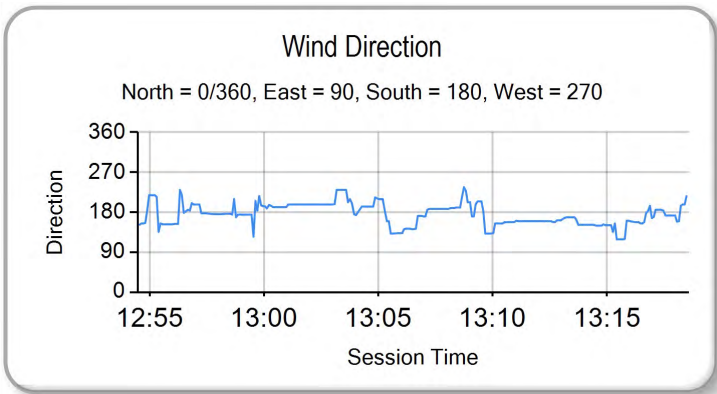
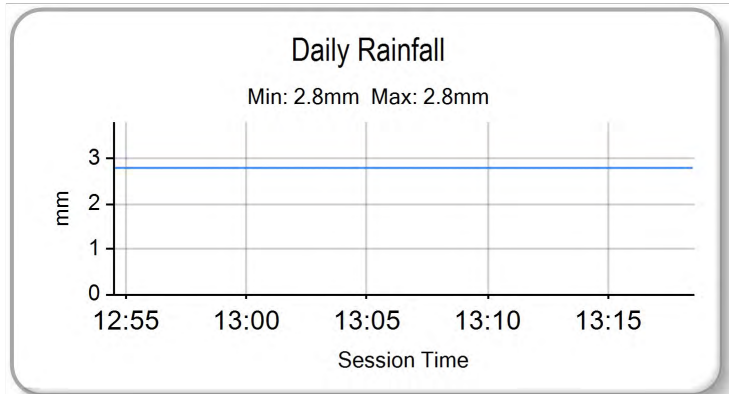
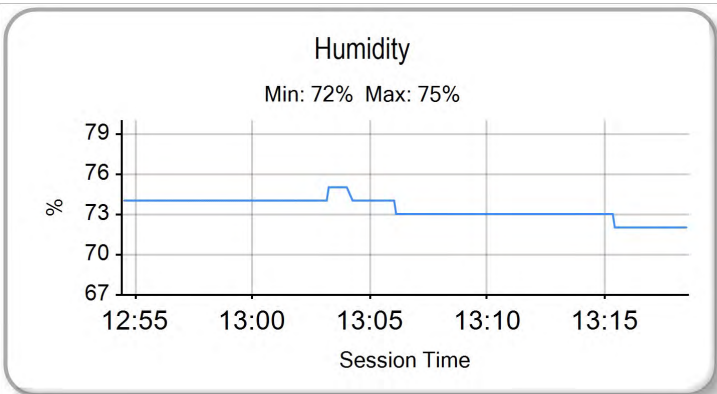
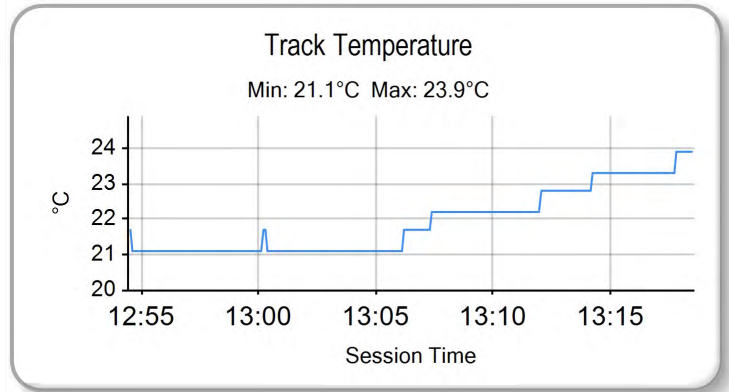
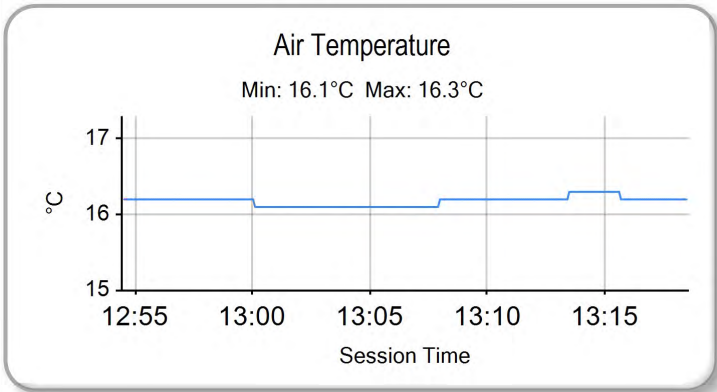
Printed - 13:21 Saturday, 01 October 2016

MCRCB BULLETIN TK098

2016 MCE British Superbike Championship - Round 11

2016 HEL Performance British Motostar Moto 3 GP & ADAC NEC

QUALIFYING 2 - WEATHER CONDITIONS



Weather / Track : Bright / Dry

Results can be found at www.tsl-timing.com

Assen
Circuit Length = 2.8222 miles
Start: 12:56 Flag 13:16 End: 13:18

Printed - 13:21 Saturday, 01 October 2016



| | | | | | | | | | | | | | | |
|--------|----|----------|-----|----------------|-----|-----------------|----|-------------------------|----|------------------|----|-------------------|-----|-----------------|
| ROW 15 | | | 44 | 1:57.012 | 48 | Ewan POTTER | 43 | 1:55.946 | 17 | Anna ADBRING | | | | |
| ROW 14 | 42 | 1:55.592 | 91 | Patrick ECKERT | 41 | 1:55.048 | 33 | Miguel CORREIA-LOURENCO | 40 | 1:54.405 | 11 | Lotte UHRE | | |
| ROW 13 | | | 39 | 1:54.121 | 93 | Steve LAWTON | 38 | 1:53.911 | 54 | Sam BURMAN | 37 | 1:53.888 | 6 | Lukas KARLSSON |
| ROW 12 | 36 | 1:53.683 | 122 | Marie MENDE | 35 | 1:53.633 | 99 | Stephen CAMPBELL | 34 | 1:53.278 | 25 | Johanna INNERFORS | | |
| ROW 11 | | | 33 | 1:53.042 | 66 | Cameron FRASER | 32 | 1:52.976 | 5 | William SVARD | 31 | 1:52.930 | 154 | Lukas FALCK |
| ROW 10 | 30 | 1:52.508 | 23 | Sam LLEWELLYN | 29 | 1:51.920 | 9 | Ruben DOORAKKERS | 28 | 1:51.897 | 13 | Maximilian KOFLER | | |
| ROW 9 | | | 27 | 1:51.625 | 37 | Rick DUNNIK | 26 | 1:51.260 | 22 | Tasia RODINK | 25 | 1:50.795 | 45 | Leon ORGIS |
| ROW 8 | 24 | 1:50.619 | 30 | Max COOK | 23 | 1:50.432 | 21 | Richard KERR | 22 | 1:50.216 | 4 | Dirk GEIGER | | |
| ROW 7 | | | 21 | 1:50.159 | 43 | Simon JESPERSEN | 20 | 1:50.027 | 15 | Eugene McMANUS | 19 | 1:49.980 | 152 | Oliver KONIG |
| ROW 6 | 18 | 1:49.968 | 3 | Toni ERHARD | 17 | 1:49.868 | 98 | Tomas de VRIES | 16 | 1:49.809 | 44 | Edmund BEST | | |
| ROW 5 | | | 15 | 1:49.623 | 121 | Matthias MEGGLE | 14 | 1:49.573 | 69 | Tom BOOTH-AMOS | 13 | 1:49.536 | 49 | Philipp FREITAG |
| ROW 4 | 12 | 1:49.383 | 35 | Elliot LODGE | 11 | 1:49.302 | 41 | Kevin ORGIS | 10 | 1:49.277 | 2 | Mike BROUWERS | | |
| ROW 3 | | | 9 | 1:49.146 | 19 | Sasha de VITS | 8 | 1:49.125 | 50 | Jason DUPASQUIER | 7 | 1:48.923 | 12 | Edward RENDELL |
| ROW 2 | 6 | 1:48.631 | 42 | Brian SLOOTEN | 5 | 1:48.531 | 61 | Ernst DUBBINK | 4 | 1:48.441 | 52 | Jorel BOERBOOM | | |
| ROW 1 | | | 3 | 1:48.345 | 36 | Sander KROEZE | 2 | 1:48.067 | 47 | Jake ARCHER | 1 | 1:47.341 | 26 | Dani SAEZ |
| | | | | | | | | | | | | | | Pole |

Assen
Circuit Length = 2.8222 miles

These results are provisional until the conclusion of any judicial and technical matters.

| | | |
|-----------------|------------|--------------|
| Race Director : | Stewards : | Timekeeper : |
|-----------------|------------|--------------|

Results can be found at www.britishsuperbike.com

Printed - 14:48 Saturday, 01 October 2016





| POS | NO | CL | PIC NAME | NAT | ENTRY | LAPS | TIME | GAP | DIFF | MPH | BEST | ON |
|-----|-----|-----|-------------------------|-----|---|------|-----------|----------|--------|-------|----------|----|
| 1 | 26 | | Dani SAEZ | SPA | KTM - GA Competition | 9 | 17:59.249 | | | 84.72 | 1:57.669 | 7 |
| 2 | 52 | | Jorel BOERBOOM | NED | Kalex KTM - FPW Racing | 9 | 18:03.260 | 4.011 | 4.011 | 84.41 | 1:57.341 | 9 |
| 3 | 69 | | Tom BOOTH-AMOS | GBR | Tigcraft - FAB Racing | 9 | 18:04.993 | 5.744 | 1.733 | 84.27 | 1:58.010 | 8 |
| 4 | 47 | | Jake ARCHER | GBR | KTM FTR - City Lifting / RS Racing | 9 | 18:05.171 | 5.922 | 0.178 | 84.26 | 1:57.839 | 8 |
| 5 | 12 | | Edward RENDELL | GBR | Ten Kate Honda - Banks Racing | 9 | 18:31.158 | 31.909 | 25.987 | 82.29 | 2:02.053 | 7 |
| 6 | 42 | | Brian SLOOTEN | NED | Bakker Honda - Bakker Frame Racing | 9 | 18:34.308 | 35.059 | 3.150 | 82.06 | 2:02.097 | 9 |
| 7 | 19 | AS | Sasha de VITS | BEL | Honda - DV1 RacingTeam | 9 | 18:37.975 | 38.726 | 3.667 | 81.79 | 2:00.409 | 9 |
| 8 | 21 | | Richard KERR | GBR | KTM - North West Racing | 9 | 18:38.534 | 39.285 | 0.559 | 81.75 | 2:01.204 | 9 |
| 9 | 4 | AS | Dirk GEIGER | GER | Honda - Kiefer Racing | 9 | 18:38.655 | 39.406 | 0.121 | 81.74 | 2:00.832 | 8 |
| 10 | 50 | AGP | Jason DUPASQUIER | SWI | KTM - KTM Swiss Junior Team | 9 | 18:39.919 | 40.670 | 1.264 | 81.65 | 2:01.561 | 7 |
| 11 | 3 | AS | Toni ERHARD | GER | Honda - Kiefer Racing | 9 | 18:40.938 | 41.689 | 1.019 | 81.57 | 1:58.971 | 9 |
| 12 | 61 | AGP | Ernst DUBBINK | NED | Honda - Ernst Dubbink Eveno Racing | 9 | 18:44.538 | 45.289 | 3.600 | 81.31 | 2:02.135 | 7 |
| 13 | 30 | | Max COOK | GBR | Repli-Cast - Repli-Cast UK Racing | 9 | 18:54.673 | 55.424 | 10.135 | 80.58 | 2:02.188 | 9 |
| 14 | 45 | AS | Leon ORGIS | GER | Honda - Kiefer Racing | 9 | 18:54.779 | 55.530 | 0.106 | 80.58 | 2:00.725 | 7 |
| 15 | 23 | | Sam LLEWELLYN | GBR | Honda - Mammoth Motorsport | 9 | 18:55.174 | 55.925 | 0.395 | 80.55 | 2:01.677 | 6 |
| 16 | 152 | AS | Oliver KONIG | CZE | Honda - | 9 | 18:55.280 | 56.031 | 0.106 | 80.54 | 2:01.766 | 8 |
| 17 | 121 | AS | Matthias MEGGLE | GER | Honda - Dynavolt Intact GP Junior Team | 9 | 18:55.352 | 56.103 | 0.072 | 80.54 | 2:01.411 | 9 |
| 18 | 99 | | Stephen CAMPBELL | GBR | Honda - Campbell Racing | 9 | 18:55.508 | 56.259 | 0.156 | 80.52 | 2:02.306 | 6 |
| 19 | 15 | | Eugene McMANUS | GBR | KTM - M.V. Commercial | 9 | 18:56.505 | 57.256 | 0.997 | 80.45 | 2:02.835 | 6 |
| 20 | 35 | | Elliot LODGE | GBR | Honda - Essential Team Racing / SP125 | 9 | 18:57.071 | 57.822 | 0.566 | 80.41 | 2:03.773 | 5 |
| 21 | 98 | | Tomas de VRIES | NED | Honda - DAT Racing | 9 | 18:57.377 | 58.128 | 0.306 | 80.39 | 2:02.751 | 8 |
| 22 | 49 | AS | Philipp FREITAG | GER | Honda - FKoch Rennsport & Hannes Allwardt | 9 | 18:58.403 | 59.154 | 1.026 | 80.32 | 2:02.942 | 4 |
| 23 | 43 | AS | Simon JESPERSEN | DEN | Honda - | 9 | 19:01.079 | 1:01.830 | 2.676 | 80.13 | 2:02.263 | 8 |
| 24 | 37 | AS | Rick DUNNIK | NED | Honda - HD Racing | 9 | 19:03.080 | 1:03.831 | 2.001 | 79.99 | 2:00.861 | 9 |
| 25 | 36 | AS | Sander KROEZE | NED | Honda - Ernst Dubbink Eveno Racing | 9 | 19:12.083 | 1:12.834 | 9.003 | 79.37 | 2:04.150 | 7 |
| 26 | 22 | | Tasia RODINK | NED | Honda - GA Competition | 9 | 19:12.532 | 1:13.283 | 0.449 | 79.33 | 2:04.069 | 7 |
| 27 | 93 | | Steve LAWTON | GBR | Honda - Cresswell Racing | 9 | 19:14.569 | 1:15.320 | 2.037 | 79.19 | 2:03.410 | 7 |
| 28 | 6 | | Lukas KARLSSON | SWE | Honda - Nordgren Racing | 9 | 19:15.297 | 1:16.048 | 0.728 | 79.14 | 2:03.612 | 9 |
| 29 | 13 | AGP | Maximilian KOFLER | AUT | KTM - MSV Schwanenstadt | 9 | 19:16.431 | 1:17.182 | 1.134 | 79.07 | 2:03.527 | 9 |
| 30 | 5 | | William SVARD | SWE | Honda - Nordgren Racing | 9 | 19:44.391 | 1:45.142 | 27.960 | 77.20 | 2:07.174 | 9 |
| 31 | 48 | | Ewan POTTER | GBR | Honda - | 9 | 19:44.897 | 1:45.648 | 0.506 | 77.17 | 2:07.148 | 9 |
| 32 | 54 | | Sam BURMAN | GBR | KTM - TeamWNT / Burman Racing | 9 | 19:45.160 | 1:45.911 | 0.263 | 77.15 | 2:07.380 | 8 |
| 33 | 25 | AGP | Johanna INNERFORS | SWE | Honda - | 9 | 20:05.213 | 2:05.964 | 20.053 | 75.87 | 2:09.977 | 9 |
| 34 | 33 | | Miguel CORREIA-LOURENCO | NED | Kalex KTM - Racing Team Noord NL | 8 | 18:01.542 | 1 Lap | 1 Lap | 75.15 | 2:10.768 | 8 |
| 35 | 17 | AS | Anna ADBRING | SWE | Honda - KOAN Event Racing | 8 | 18:03.330 | 1 Lap | 1.788 | 75.02 | 2:11.902 | 5 |

NOT CLASSIFIED

| | | | | | | | | | | | | |
|-----|-----|-----|------------------|-----|---------------------------------------|---|-----------|--------|--------|-------|----------|---|
| DNF | 122 | AS | Marie MENDE | GER | Honda - MM-Racing | 5 | 10:46.910 | 4 Laps | 3 Laps | 78.52 | 2:05.172 | 5 |
| DNF | 44 | | Edmund BEST | GBR | KTM - SymCirrus Motorsport | 2 | 4:18.025 | 7 Laps | 3 Laps | 78.75 | 2:04.360 | 2 |
| DNF | 2 | | Mike BROUWERS | NED | Husqvarna - Joma / Brouwersracingteam | 0 | | | | | | |
| DNF | 9 | OGP | Ruben DOORAKKERS | NED | Honda - | 0 | | | | | | |
| DNF | 11 | AS | Lotte UHRE | DEN | Honda - | 0 | | | | | | |
| DNF | 41 | AS | Kevin ORGIS | GER | Honda - Kiefer Racing | 0 | | | | | | |
| DNF | 66 | | Cameron FRASER | GBR | Kalex KTM - FPW Racing | 0 | | | | | | |
| DNF | 91 | AS | Patrick ECKERT | GER | Honda - | 0 | | | | | | |
| DNF | 154 | AS | Lukas FALCK | DEN | Honda - | 0 | | | | | | |

FASTEST LAP

| | | | | | | | | | |
|----|-----|--|------------------|-----|-----------------------------|---|----------|-----------|------------|
| 52 | | | Jorel BOERBOOM | NED | Kalex KTM - FPW Racing | 9 | 1:57.341 | 86.58 mph | 139.34 kph |
| 3 | AS | | Toni ERHARD | GER | Honda - Kiefer Racing | 9 | 1:58.971 | 85.40 mph | 137.43 kph |
| 50 | AGP | | Jason DUPASQUIER | SWI | KTM - KTM Swiss Junior Team | 7 | 2:01.561 | 83.58 mph | 134.51 kph |

Assen

Circuit Length = 2.8222 miles

Start: 17:24 Flag 17:42 End: 17:44

Weather / Track : Cloudy / Wet

These results are provisional until the conclusion of any judicial and technical matters.

| | | |
|-----------------|------------|--------------|
| Race Director : | Stewards : | Timekeeper : |
| | | |

Results can be found at www.britishsuperbike.com

Printed - 17:45 Saturday, 01 October 2016

MCRCB BULLETIN TK154

2016 MCE British Superbike Championship - Round 11

2016 HEL Performance British Motostar Moto 3 GP & ADAC NEC

RACE 4 - LAP CHART

| LAP 1 @ 17:26:09.439 | | |
|----------------------|--------|----------|
| NO | BEHIND | LAP TIME |

| | | |
|-----|--------|----------|
| 26 | | 2:07.064 |
| 47 | 2.029 | 2:09.093 |
| 52 | 2.447 | 2:09.511 |
| 69 | 2.512 | 2:09.576 |
| 12 | 3.905 | 2:10.969 |
| 42 | 4.153 | 2:11.217 |
| 61 | 6.332 | 2:13.396 |
| 44 | 6.601 | 2:13.665 |
| 50 | 6.921 | 2:13.985 |
| 35 | 7.295 | 2:14.359 |
| 21 | 7.354 | 2:14.418 |
| 4 | 8.141 | 2:15.205 |
| 15 | 9.544 | 2:16.608 |
| 45 | 10.558 | 2:17.622 |
| 49 | 11.206 | 2:18.270 |
| 36 | 11.714 | 2:18.778 |
| 19 | 12.001 | 2:19.065 |
| 98 | 12.306 | 2:19.370 |
| 6 | 12.562 | 2:19.626 |
| 30 | 12.818 | 2:19.882 |
| 93 | 13.292 | 2:20.356 |
| 3 | 13.392 | 2:20.456 |
| 152 | 13.895 | 2:20.959 |
| 122 | 14.439 | 2:21.503 |
| 22 | 14.527 | 2:21.591 |
| 23 | 14.695 | 2:21.759 |
| 99 | 14.872 | 2:21.936 |
| 13 | 15.341 | 2:22.405 |
| 43 | 15.537 | 2:22.601 |
| 121 | 16.319 | 2:23.383 |
| 37 | 16.947 | 2:24.011 |
| 54 | 18.650 | 2:25.714 |
| 5 | 19.338 | 2:26.402 |
| 33 | 20.167 | 2:27.231 |
| 48 | 20.770 | 2:27.834 |
| 25 | 21.553 | 2:28.617 |
| 17 | 22.281 | 2:29.345 |

| LAP 2 @ 17:28:10.368 | | |
|----------------------|--------|----------|
| NO | BEHIND | LAP TIME |

| | | |
|-----|--------|----------|
| 26 | | 2:00.929 |
| 69 | 2.768 | 2:01.185 |
| 52 | 2.951 | 2:01.433 |
| 47 | 3.546 | 2:02.446 |
| 12 | 6.464 | 2:03.488 |
| 42 | 6.699 | 2:03.475 |
| 44 | 10.032 | 2:04.360 |
| 21 | 12.258 | 2:05.833 |
| 61 | 12.294 | 2:06.891 |
| 4 | 12.791 | 2:05.579 |
| 50 | 12.979 | 2:06.987 |
| 35 | 13.425 | 2:07.059 |
| 45 | 15.226 | 2:05.597 |
| 19 | 16.777 | 2:05.705 |
| 15 | 17.419 | 2:08.804 |
| 49 | 17.538 | 2:07.261 |
| 6 | 18.160 | 2:06.527 |
| 98 | 19.944 | 2:08.567 |
| 30 | 20.579 | 2:08.690 |
| 3 | 20.935 | 2:08.472 |
| 93 | 21.135 | 2:08.772 |
| 122 | 21.635 | 2:08.125 |

| LAP 3 @ 17:30:10.816 | | |
|----------------------|--------|----------|
| NO | BEHIND | LAP TIME |

| | | |
|-----|--------|----------|
| 26 | | 2:00.448 |
| 69 | 2.883 | 2:00.563 |
| 52 | 3.189 | 2:00.686 |
| 47 | 4.425 | 2:01.327 |
| 12 | 8.598 | 2:02.582 |
| 42 | 9.784 | 2:03.533 |
| 21 | 16.474 | 2:04.664 |
| 4 | 16.656 | 2:04.313 |
| 61 | 17.671 | 2:05.825 |
| 50 | 17.927 | 2:05.396 |
| 35 | 18.335 | 2:05.358 |
| 45 | 19.562 | 2:04.784 |
| 19 | 21.109 | 2:04.780 |
| 49 | 22.020 | 2:04.930 |
| 15 | 24.720 | 2:07.749 |
| 3 | 26.518 | 2:06.031 |
| 30 | 26.935 | 2:06.804 |
| 98 | 27.025 | 2:07.529 |
| 93 | 27.296 | 2:06.609 |
| 122 | 27.471 | 2:06.284 |
| 99 | 27.528 | 2:05.424 |
| 23 | 28.119 | 2:04.812 |
| 152 | 29.174 | 2:06.865 |
| 121 | 30.442 | 2:06.948 |
| 36 | 31.119 | 2:09.550 |
| 22 | 31.614 | 2:08.487 |
| 43 | 32.980 | 2:07.794 |
| 37 | 33.544 | 2:08.098 |
| 13 | 36.344 | 2:09.953 |
| 6 | 37.238 | 2:19.526 |
| 54 | 41.341 | 2:10.584 |
| 5 | 41.750 | 2:10.662 |
| 48 | 42.290 | 2:10.132 |
| 25 | 48.132 | 2:13.189 |
| 33 | 50.601 | 2:16.013 |
| 17 | 51.691 | 2:14.816 |

| LAP 4 @ 17:32:10.199 | | |
|----------------------|--------|----------|
| NO | BEHIND | LAP TIME |

| | | |
|----|--------|----------|
| 26 | | 1:59.383 |
| 69 | 4.058 | 2:00.558 |
| 52 | 4.290 | 2:00.484 |
| 47 | 5.506 | 2:00.464 |
| 12 | 11.944 | 2:02.729 |
| 42 | 13.696 | 2:03.295 |
| 21 | 20.604 | 2:03.513 |

| | | |
|-----|----------|----------|
| 4 | 20.831 | 2:03.558 |
| 61 | 22.340 | 2:04.052 |
| 50 | 22.469 | 2:03.925 |
| 45 | 23.675 | 2:03.496 |
| 19 | 24.209 | 2:02.483 |
| 35 | 24.401 | 2:05.449 |
| 49 | 25.579 | 2:02.942 |
| 3 | 30.160 | 2:03.025 |
| 15 | 30.706 | 2:05.369 |
| 99 | 32.440 | 2:04.295 |
| 30 | 32.929 | 2:05.377 |
| 98 | 33.107 | 2:05.465 |
| 93 | 33.610 | 2:05.697 |
| 23 | 33.656 | 2:04.920 |
| 122 | 33.914 | 2:05.826 |
| 152 | 34.520 | 2:04.729 |
| 121 | 35.097 | 2:04.038 |
| 36 | 38.878 | 2:07.142 |
| 43 | 39.050 | 2:05.453 |
| 22 | 39.403 | 2:07.172 |
| 37 | 39.568 | 2:05.407 |
| 13 | 42.634 | 2:05.673 |
| 6 | 43.821 | 2:05.966 |
| 54 | 53.203 | 2:11.245 |
| 5 | 53.655 | 2:11.288 |
| 48 | 54.142 | 2:11.235 |
| 25 | 1:01.212 | 2:12.463 |
| 17 | 1:05.117 | 2:12.809 |
| 33 | 1:05.750 | 2:14.532 |

| LAP 5 @ 17:34:09.025 | | |
|----------------------|--------|----------|
| NO | BEHIND | LAP TIME |

| | | |
|-----|----------|------------|
| 26 | | 1:58.826 |
| 69 | 4.764 | 1:59.532 |
| 52 | 5.326 | 1:59.862 |
| 47 | 6.209 | 1:59.529 |
| 12 | 15.716 | 2:02.598 |
| 42 | 17.746 | 2:02.876 |
| 21 | 24.891 | 2:03.113 |
| 4 | 25.115 | 2:03.110 |
| 50 | 25.963 | 2:02.320 |
| 19 | 27.238 | 2:01.855 |
| 61 | 27.457 | 2:03.943 |
| 35 | 29.348 | 2:03.773 |
| 49 | 29.757 | 2:03.004 |
| 45 | 32.322 | 2:07.473 P |
| 3 | 33.697 | 2:02.363 |
| 15 | 35.853 | 2:03.973 |
| 99 | 37.650 | 2:04.036 |
| 30 | 37.745 | 2:03.642 |
| 23 | 38.757 | 2:03.927 |
| 98 | 39.026 | 2:04.745 |
| 93 | 39.227 | 2:04.443 |
| 152 | 39.751 | 2:04.057 |
| 122 | 40.260 | 2:05.172 |
| 121 | 40.321 | 2:04.050 |
| 43 | 44.356 | 2:04.132 |
| 36 | 45.651 | 2:05.599 |
| 37 | 45.668 | 2:04.926 |
| 22 | 46.290 | 2:05.713 |
| 13 | 49.138 | 2:05.330 |
| 6 | 50.759 | 2:05.764 |
| 54 | 1:04.879 | 2:10.502 |
| 48 | 1:05.369 | 2:10.053 |
| 5 | 1:05.718 | 2:10.889 |

| LAP 6 @ 17:36:07.789 | | |
|----------------------|--------|----------|
| NO | BEHIND | LAP TIME |

| | | |
|-----|----------|----------|
| 26 | | 1:58.764 |
| 69 | 4.171 | 1:58.171 |
| 52 | 4.801 | 1:58.239 |
| 47 | 5.775 | 1:58.330 |
| 12 | 19.354 | 2:02.402 |
| 42 | 21.561 | 2:02.579 |
| 21 | 28.718 | 2:02.591 |
| 4 | 28.839 | 2:02.488 |
| 50 | 28.958 | 2:01.759 |
| 19 | 30.160 | 2:01.686 |
| 61 | 31.814 | 2:03.121 |
| 49 | 35.257 | 2:04.264 |
| 35 | 35.382 | 2:04.798 |
| 3 | 35.531 | 2:00.598 |
| 15 | 39.924 | 2:02.835 |
| 99 | 41.192 | 2:02.306 |
| 30 | 41.436 | 2:02.455 |
| 23 | 41.670 | 2:01.677 |
| 98 | 43.230 | 2:02.968 |
| 152 | 43.458 | 2:02.471 |
| 121 | 44.447 | 2:02.890 |
| 93 | 44.806 | 2:04.343 |
| 45 | 46.783 | 2:13.225 |
| 43 | 48.124 | 2:02.532 |
| 36 | 51.818 | 2:04.931 |
| 37 | 51.855 | 2:04.951 |
| 22 | 52.801 | 2:05.275 |
| 13 | 56.373 | 2:05.999 |
| 6 | 56.650 | 2:04.655 |
| 54 | 1:15.611 | 2:09.496 |
| 48 | 1:16.011 | 2:09.406 |
| 5 | 1:16.338 | 2:09.384 |
| 25 | 1:26.836 | 2:11.951 |
| 17 | 1:32.335 | 2:12.906 |
| 33 | 1:33.222 | 2:12.376 |

| LAP 7 @ 17:38:05.458 | | |
|----------------------|--------|----------|
| NO | BEHIND | LAP TIME |

| | | |
|-----|--------|----------|
| 26 | | 1:57.669 |
| 69 | 4.563 | 1:58.061 |
| 52 | 5.020 | 1:57.888 |
| 47 | 6.070 | 1:57.964 |
| 12 | 23.738 | 2:02.053 |
| 42 | 26.471 | 2:02.579 |
| 21 | 32.286 | 2:01.237 |
| 50 | 32.850 | 2:01.561 |
| 19 | 33.293 | 2:00.802 |
| 4 | 33.765 | 2:02.595 |
| 61 | 36.280 | 2:02.135 |
| 3 | 38.782 | 2:00.920 |
| 49 | 43.578 | 2:05.990 |
| 35 | 43.786 | 2:06.073 |
| 15 | 45.912 | 2:03.657 |
| 23 | 46.243 | 2:02.242 |
| 99 | 46.454 | 2:02.931 |
| 30 | 46.733 | 2:02.966 |
| 152 | 48.106 | 2:02.317 |
| 98 | 48.428 | 2:02.867 |

| | | |
|-----|----------|----------|
| 121 | 49.094 | 2:02.316 |
| 45 | 49.839 | 2:00.725 |
| 93 | 50.547 | 2:03.410 |
| 43 | 53.176 | 2:02.721 |
| 37 | 57.939 | 2:03.753 |
| 36 | 58.299 | 2:04.150 |
| 22 | 59.201 | 2:04.069 |
| 6 | 1:03.904 | 2:04.923 |
| 13 | 1:04.875 | 2:06.171 |
| 54 | 1:26.405 | 2:08.463 |
| 5 | 1:26.672 | 2:08.003 |
| 48 | 1:26.978 | 2:08.636 |
| 25 | 1:41.318 | 2:12.151 |
| 17 | 1:47.530 | 2:12.864 |
| 33 | 1:47.691 | 2:12.138 |

| LAP 8 @ 17:40:03.191 | | |
|----------------------|--------|----------|
| NO | BEHIND | LAP TIME |

| | | |
|-----|----------|----------|
| 26 | | 1:57.733 |
| 69 | 4.840 | 1:58.010 |
| 52 | 5.103 | 1:57.816 |
| 47 | 6.176 | 1:57.839 |
| 12 | 28.157 | 2:02.152 |
| 42 | 31.395 | 2:02.657 |
| 21 | 36.514 | 2:01.961 |
| 19 | 36.750 | 2:01.190 |
| 4 | 36.864 | 2:00.832 |
| 50 | 37.513 | 2:02.396 |
| 61 | 40.932 | 2:02.385 |
| 3 | 41.151 | 2:00.102 |
| 49 | 50.662 | 2:04.817 |
| 35 | 50.949 | 2:04.896 |
| 15 | 51.219 | 2:03.040 |
| 23 | 51.453 | 2:02.943 |
| 99 | 51.626 | 2:02.905 |
| 30 | 51.669 | 2:02.669 |
| 152 | 52.139 | 2:01.766 |
| 45 | 52.941 | 2:00.835 |
| 121 | 53.125 | 2:01.764 |
| 98 | 53.446 | 2:02.751 |
| 43 | 57.706 | 2:02.263 |
| 37 | 1:01.403 | 2:01.197 |
| 36 | 1:05.889 | 2:05.323 |
| 22 | 1:06.279 | 2:04.811 |
| 93 | 1:10.027 | 2:17.213 |
| 6 | 1:10.869 | 2:04.698 |
| 13 | 1:12.088 | 2:04.946 |
| 54 | 1:36.052 | 2:07.380 |
| 5 | 1:36.401 | 2:07.462 |
| 48 | 1:36.933 | 2:07.688 |
| 25 | 1:54.420 | 2:10.835 |

| LAP 9 @ 17:42:01.624 | | |
|----------------------|--------|----------|
| NO | BEHIND | LAP TIME |

| | | |
|----|--------|----------|
| 26 | | 1:58.433 |
| 33 | 1 Lap | 2:10.768 |
| 52 | 4.011 | 1:57.341 |
| 17 | 1 Lap | 2:12.717 |
| 69 | 5.744 | 1:59.337 |
| 47 | 5.922 | 1:58.179 |
| 12 | 31.909 | 2:02.185 |
| 42 | 35.059 | 2:02.097 |
| 19 | 38.726 | 2:00.409 |
| 21 | 39.285 | 2:01.204 |

Weather / Track : Cloudy / Wet

Assen
Circuit Length = 2.8222 miles
Start: 17:24 Flag 17:42 End: 17:44

MCRCB BULLETIN TK154

2016 MCE British Superbike Championship - Round 11

2016 HEL Performance British Motostar Moto 3 GP & ADAC NEC

RACE 4 - LAP CHART

| | | |
|-----|----------|----------|
| 4 | 39.406 | 2:00.975 |
| 50 | 40.670 | 2:01.590 |
| 3 | 41.689 | 1:58.971 |
| 61 | 45.289 | 2:02.790 |
| 30 | 55.424 | 2:02.188 |
| 45 | 55.530 | 2:01.022 |
| 23 | 55.925 | 2:02.905 |
| 152 | 56.031 | 2:02.325 |
| 121 | 56.103 | 2:01.411 |
| 99 | 56.259 | 2:03.066 |
| 15 | 57.256 | 2:04.470 |
| 35 | 57.822 | 2:05.306 |
| 98 | 58.128 | 2:03.115 |
| 49 | 59.154 | 2:06.925 |
| 43 | 1:01.830 | 2:02.557 |
| 37 | 1:03.831 | 2:00.861 |
| 36 | 1:12.834 | 2:05.378 |
| 22 | 1:13.283 | 2:05.437 |
| 93 | 1:15.320 | 2:03.726 |
| 6 | 1:16.048 | 2:03.612 |
| 13 | 1:17.182 | 2:03.527 |
| 5 | 1:45.142 | 2:07.174 |
| 48 | 1:45.648 | 2:07.148 |
| 54 | 1:45.911 | 2:08.292 |
| 25 | 2:05.964 | 2:09.977 |

MCRCB BULLETIN TK155

2016 MCE British Superbike Championship - Round 11

2016 HEL Performance British Motostar Moto 3 GP & ADAC NEC

RACE 4 - POSITION CHART

| No | Name | Lap | | | | | | | | | | | |
|-----|------------------|-----|-----|-----|-----|-----|-----|-----|-----|-----|-----|----|----|
| | | Pos | 1 | 2 | 3 | 4 | 5 | 6 | 7 | 8 | 9 | 10 | |
| 2 | BROUWERS | 1 | 26 | 26 | 26 | 26 | 26 | 26 | 26 | 26 | 26 | 26 | 26 |
| 5 | SVARD | 2 | 47 | 69 | 69 | 69 | 69 | 69 | 69 | 69 | 69 | 69 | 52 |
| 6 | KARLSSON | 3 | 52 | 52 | 52 | 52 | 52 | 52 | 52 | 52 | 52 | 52 | 69 |
| 12 | RENDELL | 4 | 69 | 47 | 47 | 47 | 47 | 47 | 47 | 47 | 47 | 47 | 47 |
| 15 | McMANUS | 5 | 12 | 12 | 12 | 12 | 12 | 12 | 12 | 12 | 12 | 12 | 12 |
| 21 | KERR | 6 | 42 | 42 | 42 | 42 | 42 | 42 | 42 | 42 | 42 | 42 | 42 |
| 22 | RODINK | 7 | 61 | 44 | 21 | 21 | 21 | 21 | 21 | 21 | 21 | 21 | 19 |
| 23 | LLEWELLYN | 8 | 44 | 21 | 4 | 4 | 4 | 4 | 4 | 50 | 19 | 21 | |
| 26 | SAEZ | 9 | 50 | 61 | 61 | 61 | 50 | 50 | 19 | 4 | 4 | | |
| 30 | COOK | 10 | 35 | 4 | 50 | 50 | 19 | 19 | 4 | 50 | 50 | | |
| 35 | LODGE | 11 | 21 | 50 | 35 | 45 | 61 | 61 | 61 | 61 | 3 | | |
| 42 | SLOOTEN | 12 | 4 | 35 | 45 | 19 | 35 | 49 | 3 | 3 | 61 | | |
| 44 | BEST | 13 | 15 | 45 | 19 | 35 | 49 | 35 | 49 | 49 | 30 | | |
| 47 | ARCHER | 14 | 45 | 19 | 49 | 49 | 45 | 3 | 35 | 35 | 45 | | |
| 48 | POTTER | 15 | 49 | 15 | 15 | 3 | 3 | 15 | 15 | 15 | 23 | | |
| 52 | BOERBOOM | 16 | 36 | 49 | 3 | 15 | 15 | 99 | 23 | 23 | 152 | | |
| 54 | BURMAN | 17 | 19 | 6 | 30 | 99 | 99 | 30 | 99 | 99 | 121 | | |
| 66 | FRASER | 18 | 98 | 98 | 98 | 30 | 30 | 23 | 30 | 30 | 99 | | |
| 69 | BOOTH-AMOS | 19 | 6 | 30 | 93 | 98 | 23 | 98 | 152 | 152 | 15 | | |
| 98 | VRIES | 20 | 30 | 3 | 122 | 93 | 98 | 152 | 98 | 45 | 35 | | |
| 99 | CAMPBELL | 21 | 93 | 93 | 99 | 23 | 93 | 121 | 121 | 121 | 98 | | |
| 33 | CORREIA-LOURENCO | 22 | 3 | 122 | 23 | 122 | 152 | 93 | 45 | 98 | 49 | | |
| 93 | LAWTON | 23 | 152 | 36 | 152 | 152 | 122 | 45 | 93 | 43 | 43 | | |
| 13 | KOFLER | 24 | 122 | 99 | 121 | 121 | 121 | 43 | 43 | 37 | 37 | | |
| 25 | INNERFORS | 25 | 22 | 152 | 36 | 36 | 43 | 36 | 37 | 36 | 36 | | |
| 50 | DUPASQUIER | 26 | 23 | 22 | 22 | 43 | 36 | 37 | 36 | 22 | 22 | | |
| 61 | DUBBINK | 27 | 99 | 23 | 43 | 22 | 37 | 22 | 22 | 93 | 93 | | |
| 3 | ERHARD | 28 | 13 | 121 | 37 | 37 | 22 | 13 | 6 | 6 | 6 | | |
| 4 | GEIGER | 29 | 43 | 43 | 13 | 13 | 13 | 6 | 13 | 13 | 13 | | |
| 11 | UHRE | 30 | 121 | 37 | 6 | 6 | 6 | 54 | 54 | 54 | 5 | | |
| 17 | ADBRING | 31 | 37 | 13 | 54 | 54 | 54 | 48 | 5 | 5 | 48 | | |
| 19 | VITS | 32 | 54 | 54 | 5 | 5 | 48 | 5 | 48 | 48 | 54 | | |
| 37 | DUNNIK | 33 | 5 | 5 | 48 | 48 | 5 | 25 | 25 | 25 | 25 | | |
| 36 | KROEZE | 34 | 33 | 48 | 25 | 25 | 25 | 17 | 17 | 33 | | | |
| 41 | ORGIS | 35 | 48 | 33 | 33 | 17 | 17 | 33 | 33 | 17 | | | |
| 43 | JESPERSEN | 36 | 25 | 25 | 17 | 33 | 33 | | | | | | |
| 45 | ORGIS | 37 | 17 | 17 | | | | | | | | | |
| 49 | FREITAG | 38 | | | | | | | | | | | |
| 91 | ECKERT | 39 | | | | | | | | | | | |
| 121 | MEGGLE | 40 | | | | | | | | | | | |
| 122 | MENDE | 41 | | | | | | | | | | | |
| 152 | KONIG | 42 | | | | | | | | | | | |
| 154 | FALCK | 43 | | | | | | | | | | | |
| 9 | DOORAKKERS | 44 | | | | | | | | | | | |

Assen

Circuit Length = 2.8222 miles

Start: 17:24 Flag 17:42 End: 17:44

Weather / Track : Cloudy / Wet

Results can be found at www.tsl-timing.com

Printed - 17:46 Saturday, 01 October 2016

MCRCB BULLETIN TK156

2016 MCE British Superbike Championship - Round 11

2016 HEL Performance British Motostar Moto 3 GP & ADAC NEC

RACE 4 - SECTOR ANALYSIS

SECTOR 1 = FL to I1, SECTOR 2 = I1 to I2, SECTOR 3 = I2 to FL, DIFF = Difference To Personal Best Lap, P = Crossed Finish Line in Pit Lane, D = Time Disallowed

| P1 26 Dani SAEZ | | KTM - GA Competition | | | | | | | | |
|---------------------------|---------------|--------------------------|---------------|--------------------|--------------|---------------------|--------------|-------|---------------------|--|
| IDEAL LAP TIME : 1:57.388 | | BEST LAP TIME : 1:57.669 | | DIFFERENCE : 0.281 | | | | | | |
| LAP | SECTOR 1 | SECTOR 2 | SECTOR 3 | LAP TIME | MPH | DIFF | TIME OF DAY | | | |
| 1 - | | 123.1 | 47.308 | 28.304 | 100.9 | 2:07.064 | 79.96 | 9.395 | 17:26:09.439 | |
| 2 - | 46.668 | 123.8 | 46.497 | 27.764 | 100.9 | 2:00.929 | 84.01 | 3.260 | 17:28:10.368 | |
| 3 - | 46.557 | 124.5 | 46.204 | 27.687 | 101.6 | 2:00.448 | 84.35 | 2.779 | 17:30:10.816 | |
| 4 - | 45.779 | 124.9 | 46.093 | 27.511 | 102.6 | 1:59.383 | 85.10 | 1.714 | 17:32:10.199 | |
| 5 - | 45.812 | 124.5 | 45.718 | 27.296 | 101.4 | 1:58.826 | 85.50 | 1.157 | 17:34:09.025 | |
| 6 - | 45.511 | 124.2 | 45.799 | 27.454 | 102.1 | 1:58.764 | 85.54 | 1.095 | 17:36:07.789 | |
| 7 - | 45.453 | 124.2 | 45.098 | 27.118 | 102.6 | 1:57.669 (1) | 86.34 | | 17:38:05.458 | |
| 8 - | 45.172 | 124.2 | 45.261 | 27.300 | 101.9 | 1:57.733 (2) | 86.29 | 0.064 | 17:40:03.191 | |
| 9 - | 45.414 | 124.7 | 45.387 | 27.632 | 89.2 | 1:58.433 (3) | 85.78 | 0.764 | 17:42:01.624 | |

| P2 52 Jorel BOERBOOM | | Kalex KTM - FPW Racing | | | | | | | | |
|-----------------------------|---------------|--------------------------|---------------|--------------------|--------------|---------------------|--------------|--------|---------------------|--|
| IDEAL LAP TIME : 1:57.319 | | BEST LAP TIME : 1:57.341 | | DIFFERENCE : 0.022 | | | | | | |
| LAP | SECTOR 1 | SECTOR 2 | SECTOR 3 | LAP TIME | MPH | DIFF | TIME OF DAY | | | |
| 1 - | | 125.2 | 48.126 | 28.500 | 101.6 | 2:09.511 | 78.44 | 12.170 | 17:26:11.886 | |
| 2 - | 47.081 | 127.3 | 46.605 | 27.747 | 102.6 | 2:01.433 | 83.66 | 4.092 | 17:28:13.319 | |
| 3 - | 46.880 | 125.6 | 46.305 | 27.501 | 102.3 | 2:00.686 | 84.18 | 3.345 | 17:30:14.005 | |
| 4 - | 46.461 | 126.3 | 46.230 | 27.793 | 101.6 | 2:00.484 | 84.32 | 3.143 | 17:32:14.489 | |
| 5 - | 46.282 | 127.0 | 46.059 | 27.521 | 103.0 | 1:59.862 | 84.76 | 2.521 | 17:34:14.351 | |
| 6 - | 45.535 | 126.8 | 45.590 | 27.114 | 103.3 | 1:58.239 | 85.92 | 0.898 | 17:36:12.590 | |
| 7 - | 45.280 | 127.0 | 45.334 | 27.274 | 102.1 | 1:57.888 (3) | 86.18 | 0.547 | 17:38:10.478 | |
| 8 - | 45.580 | 127.0 | 45.176 | 27.060 | 102.3 | 1:57.816 (2) | 86.23 | 0.475 | 17:40:08.294 | |
| 9 - | 45.110 | 125.6 | 45.198 | 27.033 | 103.0 | 1:57.341 (1) | 86.58 | | 17:42:05.635 | |

| P3 69 Tom BOOTH-AMOS | | Tigcraft - FAB Racing | | | | | | | | |
|-----------------------------|---------------|--------------------------|---------------|--------------------|--------------|---------------------|--------------|--------|---------------------|--|
| IDEAL LAP TIME : 1:57.533 | | BEST LAP TIME : 1:58.010 | | DIFFERENCE : 0.477 | | | | | | |
| LAP | SECTOR 1 | SECTOR 2 | SECTOR 3 | LAP TIME | MPH | DIFF | TIME OF DAY | | | |
| 1 - | | 121.7 | 47.297 | 28.184 | 101.6 | 2:09.576 | 78.41 | 11.566 | 17:26:11.951 | |
| 2 - | 46.664 | 122.4 | 46.474 | 28.047 | 99.4 | 2:01.185 | 83.84 | 3.175 | 17:28:13.136 | |
| 3 - | 46.346 | 122.2 | 46.026 | 28.191 | 98.9 | 2:00.563 | 84.27 | 2.553 | 17:30:13.699 | |
| 4 - | 46.246 | 121.3 | 46.155 | 28.157 | 98.9 | 2:00.558 | 84.27 | 2.548 | 17:32:14.257 | |
| 5 - | 46.127 | 121.5 | 45.691 | 27.714 | 100.5 | 1:59.532 | 84.99 | 1.522 | 17:34:13.789 | |
| 6 - | 45.625 | 121.3 | 45.323 | 27.223 | 100.9 | 1:58.171 (3) | 85.97 | 0.161 | 17:36:11.960 | |
| 7 - | 45.446 | 121.3 | 45.107 | 27.508 | 100.0 | 1:58.061 (2) | 86.05 | 0.051 | 17:38:10.021 | |
| 8 - | 45.549 | 121.7 | 45.038 | 27.423 | 99.4 | 1:58.010 (1) | 86.09 | | 17:40:08.031 | |
| 9 - | 45.272 | 121.7 | 45.064 | 29.001 | 93.2 | 1:59.337 | 85.13 | 1.327 | 17:42:07.368 | |

| P4 47 Jake ARCHER | | KTM FTR - City Lifting / RS Racing | | | | | | | | |
|---------------------------|---------------|------------------------------------|---------------|--------------------|--------------|---------------------|--------------|--------|---------------------|--|
| IDEAL LAP TIME : 1:57.607 | | BEST LAP TIME : 1:57.839 | | DIFFERENCE : 0.232 | | | | | | |
| LAP | SECTOR 1 | SECTOR 2 | SECTOR 3 | LAP TIME | MPH | DIFF | TIME OF DAY | | | |
| 1 - | | 124.5 | 48.016 | 28.853 | 101.4 | 2:09.093 | 78.70 | 11.254 | 17:26:11.468 | |
| 2 - | 46.833 | 124.9 | 47.369 | 28.244 | 102.6 | 2:02.446 | 82.97 | 4.607 | 17:28:13.914 | |
| 3 - | 46.731 | 125.2 | 46.530 | 28.066 | 102.8 | 2:01.327 | 83.74 | 3.488 | 17:30:15.241 | |
| 4 - | 46.106 | 126.3 | 46.321 | 28.037 | 102.6 | 2:00.464 | 84.34 | 2.625 | 17:32:15.705 | |
| 5 - | 46.040 | 125.2 | 45.906 | 27.583 | 103.5 | 1:59.529 | 85.00 | 1.690 | 17:34:15.234 | |
| 6 - | 45.427 | 125.6 | 45.475 | 27.428 | 103.8 | 1:58.330 | 85.86 | 0.491 | 17:36:13.564 | |
| 7 - | 45.241 | 125.2 | 45.221 | 27.502 | 103.0 | 1:57.964 (2) | 86.12 | 0.125 | 17:38:11.528 | |
| 8 - | 45.132 | 125.6 | 45.252 | 27.455 | 103.5 | 1:57.839 (1) | 86.22 | | 17:40:09.367 | |
| 9 - | 45.317 | 124.9 | 45.047 | 27.815 | 103.8 | 1:58.179 (3) | 85.97 | 0.340 | 17:42:07.546 | |

| P5 12 Edward RENDELL | | Ten Kate Honda - Banks Racing | | | | | | | | |
|-----------------------------|----------|-------------------------------|----------|--------------------|------|----------|-------------|-------|--------------|--|
| IDEAL LAP TIME : 2:01.873 | | BEST LAP TIME : 2:02.053 | | DIFFERENCE : 0.180 | | | | | | |
| LAP | SECTOR 1 | SECTOR 2 | SECTOR 3 | LAP TIME | MPH | DIFF | TIME OF DAY | | | |
| 1 - | | 120.9 | 48.294 | 29.167 | 97.0 | 2:10.969 | 77.57 | 8.916 | 17:26:13.344 | |
| 2 - | 47.507 | 119.8 | 46.676 | 29.305 | 96.0 | 2:03.488 | 82.27 | 1.435 | 17:28:16.832 | |
| 3 - | 47.204 | 119.4 | 46.869 | 28.509 | 97.0 | 2:02.582 | 82.88 | 0.529 | 17:30:19.414 | |
| 4 - | 47.180 | 119.4 | 46.857 | 28.692 | 97.6 | 2:02.729 | 82.78 | 0.676 | 17:32:22.143 | |

Weather / Track : Cloudy / Wet

Assen

Circuit Length = 2.8222 miles

Start: 17:24 Flag 17:42 End: 17:44

MCRCB BULLETIN TK156

2016 MCE British Superbike Championship - Round 11

2016 HEL Performance British Motostar Moto 3 GP & ADAC NEC

RACE 4 - SECTOR ANALYSIS

SECTOR 1 = FL to I1, SECTOR 2 = I1 to I2, SECTOR 3 = I2 to FL, DIFF = Difference To Personal Best Lap, P = Crossed Finish Line in Pit Lane, D = Time Disallowed

| | | | | | | | | | |
|-----|---------------|-------|---------------|---------------|-------------|---------------------|--------------|-------|---------------------|
| 5 - | 47.417 | 118.5 | 46.700 | 28.481 | 98.1 | 2:02.598 | 82.87 | 0.545 | 17:34:24.741 |
| 6 - | 46.866 | 118.9 | 46.995 | 28.541 | 97.8 | 2:02.402 | 83.00 | 0.349 | 17:36:27.143 |
| 7 - | 46.822 | 118.7 | 46.635 | 28.596 | 98.1 | 2:02.053 (1) | 83.24 | | 17:38:29.196 |
| 8 - | 46.776 | 118.7 | 46.833 | 28.543 | 98.1 | 2:02.152 (2) | 83.17 | 0.099 | 17:40:31.348 |
| 9 - | 46.757 | 118.9 | 46.751 | 28.677 | 95.3 | 2:02.185 (3) | 83.15 | 0.132 | 17:42:33.533 |

| P6 | 42 | Brian SLOOTEN | | | Bakker Honda - Bakker Frame Racing | | | | |
|---------------------------|---------------|--------------------------|---------------|--------------------|------------------------------------|---------------------|--------------|-------|---------------------|
| IDEAL LAP TIME : 2:01.995 | | BEST LAP TIME : 2:02.097 | | DIFFERENCE : 0.102 | | | | | |
| LAP | SECTOR 1 | | SECTOR 2 | SECTOR 3 | | LAP TIME | MPH | DIFF | TIME OF DAY |
| 1 - | | 123.5 | 48.649 | 29.544 | 97.2 | 2:11.217 | 77.42 | 9.120 | 17:26:13.592 |
| 2 - | 47.967 | 122.6 | 46.943 | 28.565 | 99.8 | 2:03.475 | 82.28 | 1.378 | 17:28:17.067 |
| 3 - | 47.676 | 121.5 | 47.161 | 28.696 | 98.3 | 2:03.533 | 82.24 | 1.436 | 17:30:20.600 |
| 4 - | 47.545 | 121.7 | 47.314 | 28.436 | 99.6 | 2:03.295 | 82.40 | 1.198 | 17:32:23.895 |
| 5 - | 47.482 | 121.5 | 46.998 | 28.396 | 99.8 | 2:02.876 | 82.68 | 0.779 | 17:34:26.771 |
| 6 - | 46.916 | 121.7 | 46.944 | 28.719 | 100.0 | 2:02.579 (2) | 82.88 | 0.482 | 17:36:29.350 |
| 7 - | 47.199 | 121.3 | 46.797 | 28.583 | 100.0 | 2:02.579 (2) | 82.88 | 0.482 | 17:38:31.929 |
| 8 - | 47.330 | 120.6 | 46.871 | 28.456 | 99.6 | 2:02.657 | 82.83 | 0.560 | 17:40:34.586 |
| 9 - | 46.985 | 121.3 | 46.683 | 28.429 | 100.0 | 2:02.097 (1) | 83.21 | | 17:42:36.683 |

| P7 | 19 AS | Sasha de VITS | | | Honda - DV1 RacingTeam | | | | |
|---------------------------|---------------|--------------------------|---------------|--------------------|------------------------|---------------------|--------------|--------|---------------------|
| IDEAL LAP TIME : 2:00.032 | | BEST LAP TIME : 2:00.409 | | DIFFERENCE : 0.377 | | | | | |
| LAP | SECTOR 1 | | SECTOR 2 | SECTOR 3 | | LAP TIME | MPH | DIFF | TIME OF DAY |
| 1 - | | 123.8 | 50.900 | 29.716 | 96.0 | 2:19.065 | 73.06 | 18.656 | 17:26:21.440 |
| 2 - | 48.739 | 121.7 | 48.297 | 28.669 | 99.1 | 2:05.705 | 80.82 | 5.296 | 17:28:27.145 |
| 3 - | 47.983 | 122.9 | 47.814 | 28.983 | 98.7 | 2:04.780 | 81.42 | 4.371 | 17:30:31.925 |
| 4 - | 46.808 | 122.6 | 46.777 | 28.898 | 99.1 | 2:02.483 | 82.95 | 2.074 | 17:32:34.408 |
| 5 - | 46.914 | 123.3 | 46.712 | 28.229 | 100.0 | 2:01.855 | 83.37 | 1.446 | 17:34:36.263 |
| 6 - | 46.701 | 121.7 | 47.110 | 27.875 | 101.2 | 2:01.686 | 83.49 | 1.277 | 17:36:37.949 |
| 7 - | 45.996 | 124.5 | 46.947 | 27.859 | 101.4 | 2:00.802 (2) | 84.10 | 0.393 | 17:38:38.751 |
| 8 - | 46.695 | 124.2 | 46.522 | 27.973 | 101.4 | 2:01.190 (3) | 83.83 | 0.781 | 17:40:39.941 |
| 9 - | 46.373 | 121.7 | 46.209 | 27.827 | 97.2 | 2:00.409 (1) | 84.38 | | 17:42:40.350 |

| P8 | 21 | Richard KERR | | | KTM - North West Racing | | | | |
|---------------------------|---------------|--------------------------|---------------|--------------------|-------------------------|---------------------|--------------|--------|---------------------|
| IDEAL LAP TIME : 2:00.621 | | BEST LAP TIME : 2:01.204 | | DIFFERENCE : 0.583 | | | | | |
| LAP | SECTOR 1 | | SECTOR 2 | SECTOR 3 | | LAP TIME | MPH | DIFF | TIME OF DAY |
| 1 - | | 126.3 | 49.169 | 29.647 | 100.5 | 2:14.418 | 75.58 | 13.214 | 17:26:16.793 |
| 2 - | 48.761 | 125.6 | 48.335 | 28.737 | 102.3 | 2:05.833 | 80.74 | 4.629 | 17:28:22.626 |
| 3 - | 47.239 | 124.5 | 48.650 | 28.775 | 100.9 | 2:04.664 | 81.50 | 3.460 | 17:30:27.290 |
| 4 - | 46.972 | 123.3 | 47.742 | 28.799 | 101.4 | 2:03.513 | 82.25 | 2.309 | 17:32:30.803 |
| 5 - | 46.881 | 122.6 | 47.653 | 28.579 | 100.7 | 2:03.113 | 82.52 | 1.909 | 17:34:33.916 |
| 6 - | 46.632 | 122.9 | 47.341 | 28.618 | 101.6 | 2:02.591 | 82.87 | 1.387 | 17:36:36.507 |
| 7 - | 45.997 | 122.2 | 46.658 | 28.582 | 100.5 | 2:01.237 (2) | 83.80 | 0.033 | 17:38:37.744 |
| 8 - | 46.325 | 122.9 | 47.086 | 28.550 | 101.2 | 2:01.961 (3) | 83.30 | 0.757 | 17:40:39.705 |
| 9 - | 46.529 | 124.0 | 46.709 | 27.966 | 100.0 | 2:01.204 (1) | 83.82 | | 17:42:40.909 |

| P9 | 4 AS | Dirk GEIGER | | | Honda - Kiefer Racing | | | | |
|---------------------------|---------------|--------------------------|---------------|--------------------|-----------------------|---------------------|--------------|--------|---------------------|
| IDEAL LAP TIME : 2:00.426 | | BEST LAP TIME : 2:00.832 | | DIFFERENCE : 0.406 | | | | | |
| LAP | SECTOR 1 | | SECTOR 2 | SECTOR 3 | | LAP TIME | MPH | DIFF | TIME OF DAY |
| 1 - | | 120.0 | 48.834 | 29.795 | 97.4 | 2:15.205 | 75.14 | 14.373 | 17:26:17.580 |
| 2 - | 48.906 | 120.6 | 47.617 | 29.056 | 98.3 | 2:05.579 | 80.90 | 4.747 | 17:28:23.159 |
| 3 - | 47.332 | 122.0 | 48.155 | 28.826 | 98.9 | 2:04.313 | 81.73 | 3.481 | 17:30:27.472 |
| 4 - | 47.483 | 117.7 | 47.303 | 28.772 | 99.4 | 2:03.558 | 82.22 | 2.726 | 17:32:31.030 |
| 5 - | 47.482 | 119.4 | 47.369 | 28.259 | 99.6 | 2:03.110 | 82.52 | 2.278 | 17:34:34.140 |
| 6 - | 46.954 | 119.8 | 46.925 | 28.609 | 97.0 | 2:02.488 (3) | 82.94 | 1.656 | 17:36:36.628 |
| 7 - | 47.161 | 121.1 | 47.340 | 28.094 | 99.8 | 2:02.595 | 82.87 | 1.763 | 17:38:39.223 |
| 8 - | 46.504 | 122.4 | 46.452 | 27.876 | 99.6 | 2:00.832 (1) | 84.08 | | 17:40:40.055 |
| 9 - | 46.997 | 118.7 | 46.046 | 27.932 | 97.4 | 2:00.975 (2) | 83.98 | 0.143 | 17:42:41.030 |

Weather / Track : Cloudy / Wet

Assen

Circuit Length = 2.8222 miles

Start: 17:24 Flag 17:42 End: 17:44

MCRCB BULLETIN TK156

2016 MCE British Superbike Championship - Round 11

2016 HEL Performance British Motostar Moto 3 GP & ADAC NEC

RACE 4 - SECTOR ANALYSIS

SECTOR 1 = FL to I1, SECTOR 2 = I1 to I2, SECTOR 3 = I2 to FL, DIFF = Difference To Personal Best Lap, P = Crossed Finish Line in Pit Lane, D = Time Disallowed

| P10 50 AGP Jason DUPASQUIER | | KTM - KTM Swiss Junior Team | | | | | | | |
|-----------------------------|---------------|-----------------------------|---------------|--------------------|--------------|---------------------|--------------|--------|---------------------|
| IDEAL LAP TIME : 2:01.375 | | BEST LAP TIME : 2:01.561 | | DIFFERENCE : 0.186 | | | | | |
| LAP | SECTOR 1 | SECTOR 2 | SECTOR 3 | LAP TIME | MPH | DIFF | TIME OF DAY | | |
| 1 - | | 124.7 | 49.124 | 30.228 | 100.5 | 2:13.985 | 75.83 | 12.424 | 17:26:16.360 |
| 2 - | 48.747 | 125.4 | 48.860 | 29.380 | 100.7 | 2:06.987 | 80.00 | 5.426 | 17:28:23.347 |
| 3 - | 47.684 | 127.3 | 48.653 | 29.059 | 102.1 | 2:05.396 | 81.02 | 3.835 | 17:30:28.743 |
| 4 - | 47.323 | 126.1 | 47.960 | 28.642 | 103.0 | 2:03.925 | 81.98 | 2.364 | 17:32:32.668 |
| 5 - | 46.960 | 124.9 | 47.314 | 28.046 | 102.6 | 2:02.320 | 83.06 | 0.759 | 17:34:34.988 |
| 6 - | 46.461 | 125.9 | 47.093 | 28.205 | 103.3 | 2:01.759 (3) | 83.44 | 0.198 | 17:36:36.747 |
| 7 - | 46.597 | 124.9 | 46.963 | 28.001 | 100.9 | 2:01.561 (1) | 83.58 | | 17:38:38.308 |
| 8 - | 46.815 | 124.9 | 47.630 | 27.951 | 101.9 | 2:02.396 | 83.01 | 0.835 | 17:40:40.704 |
| 9 - | 46.507 | 125.6 | 47.001 | 28.082 | 98.5 | 2:01.590 (2) | 83.56 | 0.029 | 17:42:42.294 |

| P11 3 AS Toni ERHARD | | Honda - Kiefer Racing | | | | | | | |
|---------------------------|---------------|--------------------------|---------------|--------------------|-------------|---------------------|--------------|--------|---------------------|
| IDEAL LAP TIME : 1:58.971 | | BEST LAP TIME : 1:58.971 | | DIFFERENCE : 0.000 | | | | | |
| LAP | SECTOR 1 | SECTOR 2 | SECTOR 3 | LAP TIME | MPH | DIFF | TIME OF DAY | | |
| 1 - | | 121.5 | 50.859 | 30.748 | 96.8 | 2:20.456 | 72.33 | 21.485 | 17:26:22.831 |
| 2 - | 49.075 | 120.6 | 50.056 | 29.341 | 97.2 | 2:08.472 | 79.08 | 9.501 | 17:28:31.303 |
| 3 - | 47.960 | 122.0 | 49.273 | 28.798 | 97.6 | 2:06.031 | 80.61 | 7.060 | 17:30:37.334 |
| 4 - | 47.125 | 119.8 | 47.473 | 28.427 | 98.3 | 2:03.025 | 82.58 | 4.054 | 17:32:40.359 |
| 5 - | 46.955 | 118.3 | 46.792 | 28.616 | 98.9 | 2:02.363 | 83.03 | 3.392 | 17:34:42.722 |
| 6 - | 46.226 | 118.3 | 45.798 | 28.574 | 97.2 | 2:00.598 (3) | 84.24 | 1.627 | 17:36:43.320 |
| 7 - | 46.809 | 118.5 | 46.119 | 27.992 | 99.4 | 2:00.920 | 84.02 | 1.949 | 17:38:44.240 |
| 8 - | 46.005 | 119.1 | 45.895 | 28.202 | 98.9 | 2:00.102 (2) | 84.59 | 1.131 | 17:40:44.342 |
| 9 - | 45.924 | 118.1 | 45.443 | 27.604 | 98.3 | 1:58.971 (1) | 85.40 | | 17:42:43.313 |

| P12 61 AGP Ernst DUBBINK | | Honda - Ernst Dubbink Eveno Racing | | | | | | | |
|---------------------------|---------------|------------------------------------|---------------|--------------------|--------------|---------------------|--------------|--------|---------------------|
| IDEAL LAP TIME : 2:02.128 | | BEST LAP TIME : 2:02.135 | | DIFFERENCE : 0.007 | | | | | |
| LAP | SECTOR 1 | SECTOR 2 | SECTOR 3 | LAP TIME | MPH | DIFF | TIME OF DAY | | |
| 1 - | | 121.1 | 49.287 | 29.916 | 98.9 | 2:13.396 | 76.16 | 11.261 | 17:26:15.771 |
| 2 - | 49.092 | 123.8 | 48.964 | 28.835 | 99.4 | 2:06.891 | 80.07 | 4.756 | 17:28:22.662 |
| 3 - | 48.151 | 124.7 | 48.798 | 28.876 | 100.0 | 2:05.825 | 80.74 | 3.690 | 17:30:28.487 |
| 4 - | 47.504 | 124.0 | 47.941 | 28.607 | 100.9 | 2:04.052 | 81.90 | 1.917 | 17:32:32.539 |
| 5 - | 47.134 | 122.6 | 48.142 | 28.667 | 100.5 | 2:03.943 | 81.97 | 1.808 | 17:34:36.482 |
| 6 - | 47.377 | 123.5 | 47.422 | 28.322 | 100.9 | 2:03.121 | 82.52 | 0.986 | 17:36:39.603 |
| 7 - | 46.691 | 122.6 | 47.198 | 28.246 | 99.8 | 2:02.135 (1) | 83.18 | | 17:38:41.738 |
| 8 - | 46.910 | 123.1 | 47.203 | 28.272 | 100.7 | 2:02.385 (2) | 83.01 | 0.250 | 17:40:44.123 |
| 9 - | 47.063 | 122.9 | 47.191 | 28.536 | 100.5 | 2:02.790 (3) | 82.74 | 0.655 | 17:42:46.913 |

| P13 30 Max COOK | | Repli-Cast - Repli-Cast UK Racing | | | | | | | |
|---------------------------|---------------|-----------------------------------|---------------|--------------------|--------------|---------------------|--------------|--------|---------------------|
| IDEAL LAP TIME : 2:01.753 | | BEST LAP TIME : 2:02.188 | | DIFFERENCE : 0.435 | | | | | |
| LAP | SECTOR 1 | SECTOR 2 | SECTOR 3 | LAP TIME | MPH | DIFF | TIME OF DAY | | |
| 1 - | | 122.9 | 51.976 | 30.373 | 99.1 | 2:19.882 | 72.63 | 17.694 | 17:26:22.257 |
| 2 - | 49.281 | 123.5 | 49.949 | 29.460 | 100.3 | 2:08.690 | 78.95 | 6.502 | 17:28:30.947 |
| 3 - | 48.080 | 123.3 | 49.651 | 29.073 | 99.4 | 2:06.804 | 80.12 | 4.616 | 17:30:37.751 |
| 4 - | 47.562 | 122.9 | 48.762 | 29.053 | 99.6 | 2:05.377 | 81.03 | 3.189 | 17:32:43.128 |
| 5 - | 47.714 | 122.9 | 47.717 | 28.211 | 101.2 | 2:03.642 | 82.17 | 1.454 | 17:34:46.770 |
| 6 - | 46.832 | 121.5 | 47.093 | 28.530 | 99.8 | 2:02.455 (2) | 82.97 | 0.267 | 17:36:49.225 |
| 7 - | 46.746 | 122.9 | 47.331 | 28.889 | 100.7 | 2:02.966 | 82.62 | 0.778 | 17:38:52.191 |
| 8 - | 47.012 | 123.1 | 47.164 | 28.493 | 100.3 | 2:02.669 (3) | 82.82 | 0.481 | 17:40:54.860 |
| 9 - | 47.181 | 121.3 | 46.887 | 28.120 | 99.8 | 2:02.188 (1) | 83.15 | | 17:42:57.048 |

| P14 45 AS Leon ORGIS | | Honda - Kiefer Racing | | | | | | | |
|---------------------------|----------|--------------------------|----------|--------------------|-------|----------|-------------|--------|--------------|
| IDEAL LAP TIME : 2:00.061 | | BEST LAP TIME : 2:00.725 | | DIFFERENCE : 0.664 | | | | | |
| LAP | SECTOR 1 | SECTOR 2 | SECTOR 3 | LAP TIME | MPH | DIFF | TIME OF DAY | | |
| 1 - | | 120.6 | 49.687 | 29.615 | 98.7 | 2:17.622 | 73.82 | 16.897 | 17:26:19.997 |
| 2 - | 48.439 | 118.1 | 48.076 | 29.082 | 98.9 | 2:05.597 | 80.89 | 4.872 | 17:28:25.594 |
| 3 - | 48.352 | 118.1 | 47.577 | 28.855 | 100.0 | 2:04.784 | 81.42 | 4.059 | 17:30:30.378 |
| 4 - | 47.670 | 118.5 | 47.005 | 28.821 | 99.1 | 2:03.496 | 82.27 | 2.771 | 17:32:33.874 |

Weather / Track : Cloudy / Wet

Assen

Circuit Length = 2.8222 miles

Start: 17:24 Flag 17:42 End: 17:44

MCRCB BULLETIN TK156

2016 MCE British Superbike Championship - Round 11

2016 HEL Performance British Motostar Moto 3 GP & ADAC NEC

RACE 4 - SECTOR ANALYSIS

SECTOR 1 = FL to I1, SECTOR 2 = I1 to I2, SECTOR 3 = I2 to FL, DIFF = Difference To Personal Best Lap, P = Crossed Finish Line in Pit Lane, D = Time Disallowed

| | | | | | | | | | | |
|-----|---------------|--------------|---------------|---------------|--------------|-----------------|-----|--------------|--------|---------------------|
| 5 - | 47.349 | 118.7 | 46.934 | IN PIT | | 2:07.473 | P | 79.70 | 6.748 | 17:34:41.347 |
| 6 - | OUTLAP | 118.3 | 46.914 | 28.540 | 99.6 | 2:13.225 | | 76.26 | 12.500 | 17:36:54.572 |
| 7 - | 46.532 | 118.1 | 46.267 | 27.926 | 100.5 | 2:00.725 | (1) | 84.15 | | 17:38:55.297 |
| 8 - | 46.268 | 120.4 | 46.577 | 27.990 | 100.0 | 2:00.835 | (2) | 84.08 | 0.110 | 17:40:56.132 |
| 9 - | 47.229 | 121.7 | 45.892 | 27.901 | 100.9 | 2:01.022 | (3) | 83.95 | 0.297 | 17:42:57.154 |

| P15 23 | | Sam LLEWELLYN | | | Honda - Mammoth Motorsport | | | | | |
|---------------------------|---------------|--------------------------|---------------|---------------|----------------------------|-----------------|-------------|--------------|---------------------|--------------|
| IDEAL LAP TIME : 2:01.480 | | BEST LAP TIME : 2:01.677 | | | DIFFERENCE : 0.197 | | | | | |
| LAP | SECTOR 1 | SECTOR 2 | SECTOR 3 | LAP TIME | MPH | DIFF | TIME OF DAY | | | |
| 1 - | | 119.8 | 51.340 | 30.440 | 98.1 | 2:21.759 | 71.67 | 20.082 | 17:26:24.134 | |
| 2 - | 50.428 | 121.7 | 49.568 | 29.993 | 99.1 | 2:09.989 | 78.16 | 8.312 | 17:28:34.123 | |
| 3 - | 48.392 | 122.9 | 47.773 | 28.647 | 99.6 | 2:04.812 | 81.40 | 3.135 | 17:30:38.935 | |
| 4 - | 47.885 | 121.7 | 48.068 | 28.967 | 100.5 | 2:04.920 | 81.33 | 3.243 | 17:32:43.855 | |
| 5 - | 47.373 | 120.9 | 47.932 | 28.622 | 98.3 | 2:03.927 | 81.98 | 2.250 | 17:34:47.782 | |
| 6 - | 46.727 | 120.6 | 46.704 | 28.246 | 100.7 | 2:01.677 | (1) | 83.50 | 17:36:49.459 | |
| 7 - | 46.697 | 123.1 | 47.013 | 28.532 | 101.2 | 2:02.242 | (2) | 83.11 | 0.565 | 17:38:51.701 |
| 8 - | 47.567 | 122.6 | 46.903 | 28.473 | 100.3 | 2:02.943 | | 82.64 | 1.266 | 17:40:54.644 |
| 9 - | 48.088 | 120.4 | 46.537 | 28.280 | 100.3 | 2:02.905 | (3) | 82.66 | 1.228 | 17:42:57.549 |

| P16 152 AS | | Oliver KONIG | | | Honda - | | | | | |
|---------------------------|---------------|--------------------------|---------------|---------------|--------------------|-----------------|-------------|--------------|---------------------|--------------|
| IDEAL LAP TIME : 2:01.165 | | BEST LAP TIME : 2:01.766 | | | DIFFERENCE : 0.601 | | | | | |
| LAP | SECTOR 1 | SECTOR 2 | SECTOR 3 | LAP TIME | MPH | DIFF | TIME OF DAY | | | |
| 1 - | | 120.2 | 52.575 | 30.282 | 98.5 | 2:20.959 | 72.07 | 19.193 | 17:26:23.334 | |
| 2 - | 50.448 | 117.7 | 50.183 | 29.160 | 100.9 | 2:09.791 | 78.28 | 8.025 | 17:28:33.125 | |
| 3 - | 49.477 | 121.1 | 48.656 | 28.732 | 100.5 | 2:06.865 | 80.08 | 5.099 | 17:30:39.990 | |
| 4 - | 47.892 | 120.2 | 48.441 | 28.396 | 101.9 | 2:04.729 | 81.45 | 2.963 | 17:32:44.719 | |
| 5 - | 47.757 | 122.0 | 47.955 | 28.345 | 100.9 | 2:04.057 | 81.89 | 2.291 | 17:34:48.776 | |
| 6 - | 47.217 | 121.1 | 47.347 | 27.907 | 101.4 | 2:02.471 | | 82.95 | 0.705 | 17:36:51.247 |
| 7 - | 46.904 | 120.4 | 47.364 | 28.049 | 100.5 | 2:02.317 | (2) | 83.06 | 0.551 | 17:38:53.564 |
| 8 - | 46.762 | 119.4 | 46.770 | 28.234 | 97.4 | 2:01.766 | (1) | 83.44 | 17:40:55.330 | |
| 9 - | 47.832 | 119.8 | 46.496 | 27.997 | 102.1 | 2:02.325 | (3) | 83.05 | 0.559 | 17:42:57.655 |

| P17 121 AS | | Matthias MEGGLE | | | Honda - Dynavolt Intact GP Junior Team | | | | | |
|---------------------------|---------------|--------------------------|---------------|---------------|--|-----------------|-------------|--------------|---------------------|--------------|
| IDEAL LAP TIME : 2:01.195 | | BEST LAP TIME : 2:01.411 | | | DIFFERENCE : 0.216 | | | | | |
| LAP | SECTOR 1 | SECTOR 2 | SECTOR 3 | LAP TIME | MPH | DIFF | TIME OF DAY | | | |
| 1 - | OUTLAP | 119.4 | 51.610 | 30.329 | 98.1 | 2:23.383 | 70.86 | 21.972 | 17:26:25.758 | |
| 2 - | 49.965 | 121.3 | 48.959 | 29.628 | 99.6 | 2:08.552 | 79.03 | 7.141 | 17:28:34.310 | |
| 3 - | 48.651 | 120.6 | 48.868 | 29.429 | 98.5 | 2:06.948 | 80.03 | 5.537 | 17:30:41.258 | |
| 4 - | 47.661 | 119.8 | 47.810 | 28.567 | 100.7 | 2:04.038 | 81.91 | 2.627 | 17:32:45.296 | |
| 5 - | 47.812 | 120.2 | 47.568 | 28.670 | 101.2 | 2:04.050 | 81.90 | 2.639 | 17:34:49.346 | |
| 6 - | 47.337 | 120.6 | 47.219 | 28.334 | 100.3 | 2:02.890 | 82.67 | 1.479 | 17:36:52.236 | |
| 7 - | 47.160 | 118.9 | 46.784 | 28.372 | 100.7 | 2:02.316 | (3) | 83.06 | 0.905 | 17:38:54.552 |
| 8 - | 46.940 | 121.3 | 46.651 | 28.173 | 101.6 | 2:01.764 | (2) | 83.44 | 0.353 | 17:40:56.316 |
| 9 - | 47.156 | 123.3 | 46.345 | 27.910 | 101.6 | 2:01.411 | (1) | 83.68 | 17:42:57.727 | |

| P18 99 | | Stephen CAMPBELL | | | Honda - Campbell Racing | | | | | |
|---------------------------|---------------|--------------------------|---------------|---------------|-------------------------|-----------------|-------------|--------------|---------------------|--------------|
| IDEAL LAP TIME : 2:01.406 | | BEST LAP TIME : 2:02.306 | | | DIFFERENCE : 0.900 | | | | | |
| LAP | SECTOR 1 | SECTOR 2 | SECTOR 3 | LAP TIME | MPH | DIFF | TIME OF DAY | | | |
| 1 - | | 120.6 | 51.369 | 29.821 | 96.8 | 2:21.936 | 71.58 | 19.630 | 17:26:24.311 | |
| 2 - | 50.553 | 119.1 | 48.878 | 29.178 | 97.4 | 2:08.609 | 79.00 | 6.303 | 17:28:32.920 | |
| 3 - | 48.597 | 119.6 | 48.102 | 28.725 | 98.5 | 2:05.424 | 81.00 | 3.118 | 17:30:38.344 | |
| 4 - | 47.842 | 119.1 | 47.994 | 28.459 | 97.8 | 2:04.295 | 81.74 | 1.989 | 17:32:42.639 | |
| 5 - | 48.228 | 118.5 | 47.262 | 28.546 | 98.1 | 2:04.036 | 81.91 | 1.730 | 17:34:46.675 | |
| 6 - | 46.789 | 118.9 | 47.242 | 28.275 | 96.6 | 2:02.306 | (1) | 83.07 | 17:36:48.981 | |
| 7 - | 47.682 | 118.9 | 46.709 | 28.540 | 98.1 | 2:02.931 | (3) | 82.64 | 0.625 | 17:38:51.912 |
| 8 - | 47.485 | 121.7 | 46.932 | 28.488 | 97.8 | 2:02.905 | (2) | 82.66 | 0.599 | 17:40:54.817 |
| 9 - | 48.449 | 121.1 | 46.679 | 27.938 | 100.5 | 2:03.066 | | 82.55 | 0.760 | 17:42:57.883 |

Weather / Track : Cloudy / Wet

Assen

Circuit Length = 2.8222 miles

Start: 17:24 Flag 17:42 End: 17:44

MCRCB BULLETIN TK156

2016 MCE British Superbike Championship - Round 11

2016 HEL Performance British Motostar Moto 3 GP & ADAC NEC

RACE 4 - SECTOR ANALYSIS

SECTOR 1 = FL to I1, SECTOR 2 = I1 to I2, SECTOR 3 = I2 to FL, DIFF = Difference To Personal Best Lap, P = Crossed Finish Line in Pit Lane, D = Time Disallowed

| P19 15 Eugene McMANUS | | KTM - M.V. Commercial | | | | | | | | |
|---------------------------|---------------|--------------------------|---------------|--------------------|--------------|---------------------|--------------|--------|---------------------|-------------|
| IDEAL LAP TIME : 2:02.018 | | BEST LAP TIME : 2:02.835 | | DIFFERENCE : 0.817 | | | | | | |
| LAP | SECTOR 1 | | SECTOR 2 | | SECTOR 3 | | LAP TIME | MPH | DIFF | TIME OF DAY |
| 1 - | | 129.0 | 49.805 | 29.858 | 101.6 | 2:16.608 | 74.37 | 13.773 | 17:26:18.983 | |
| 2 - | 49.666 | 128.5 | 49.438 | 29.700 | 100.7 | 2:08.804 | 78.88 | 5.969 | 17:28:27.787 | |
| 3 - | 49.248 | 128.3 | 49.208 | 29.293 | 102.1 | 2:07.749 | 79.53 | 4.914 | 17:30:35.536 | |
| 4 - | 48.153 | 127.5 | 48.538 | 28.678 | 104.7 | 2:05.369 | 81.04 | 2.534 | 17:32:40.905 | |
| 5 - | 47.654 | 128.3 | 48.104 | 28.215 | 104.0 | 2:03.973 | 81.95 | 1.138 | 17:34:44.878 | |
| 6 - | 46.684 | 127.5 | 47.652 | 28.499 | 103.3 | 2:02.835 (1) | 82.71 | | 17:36:47.713 | |
| 7 - | 47.283 | 127.3 | 47.830 | 28.544 | 103.0 | 2:03.657 (3) | 82.16 | 0.822 | 17:38:51.370 | |
| 8 - | 47.021 | 128.0 | 47.551 | 28.468 | 103.0 | 2:03.040 (2) | 82.57 | 0.205 | 17:40:54.410 | |
| 9 - | 49.136 | 123.5 | 47.352 | 27.982 | 104.5 | 2:04.470 | 81.62 | 1.635 | 17:42:58.880 | |

| P20 35 Elliot LODGE | | Honda - Essential Team Racing / SP125 | | | | | | | | |
|---------------------------|---------------|---------------------------------------|---------------|--------------------|--------------|---------------------|--------------|--------|---------------------|-------------|
| IDEAL LAP TIME : 2:03.442 | | BEST LAP TIME : 2:03.773 | | DIFFERENCE : 0.331 | | | | | | |
| LAP | SECTOR 1 | | SECTOR 2 | | SECTOR 3 | | LAP TIME | MPH | DIFF | TIME OF DAY |
| 1 - | | 124.2 | 49.564 | 29.849 | 100.5 | 2:14.359 | 75.61 | 10.586 | 17:26:16.734 | |
| 2 - | 48.871 | 124.2 | 48.968 | 29.220 | 100.9 | 2:07.059 | 79.96 | 3.286 | 17:28:23.793 | |
| 3 - | 47.853 | 124.9 | 48.199 | 29.306 | 100.7 | 2:05.358 | 81.04 | 1.585 | 17:30:29.151 | |
| 4 - | 48.033 | 124.0 | 48.006 | 29.410 | 100.9 | 2:05.449 | 80.99 | 1.676 | 17:32:34.600 | |
| 5 - | 47.513 | 124.0 | 47.251 | 29.009 | 100.0 | 2:03.773 (1) | 82.08 | | 17:34:38.373 | |
| 6 - | 48.246 | 123.5 | 47.722 | 28.830 | 99.8 | 2:04.798 (2) | 81.41 | 1.025 | 17:36:43.171 | |
| 7 - | 49.058 | 123.3 | 48.227 | 28.788 | 101.2 | 2:06.073 | 80.58 | 2.300 | 17:38:49.244 | |
| 8 - | 48.054 | 124.2 | 48.037 | 28.805 | 100.9 | 2:04.896 (3) | 81.34 | 1.123 | 17:40:54.140 | |
| 9 - | 49.211 | 123.8 | 47.417 | 28.678 | 99.6 | 2:05.306 | 81.08 | 1.533 | 17:42:59.446 | |

| P21 98 Tomas de VRIES | | Honda - DAT Racing | | | | | | | | |
|---------------------------|---------------|--------------------------|---------------|--------------------|--------------|---------------------|--------------|--------|---------------------|-------------|
| IDEAL LAP TIME : 2:01.979 | | BEST LAP TIME : 2:02.751 | | DIFFERENCE : 0.772 | | | | | | |
| LAP | SECTOR 1 | | SECTOR 2 | | SECTOR 3 | | LAP TIME | MPH | DIFF | TIME OF DAY |
| 1 - | | 123.8 | 51.201 | 30.317 | 98.1 | 2:19.370 | 72.90 | 16.619 | 17:26:21.745 | |
| 2 - | 49.504 | 123.3 | 49.612 | 29.451 | 98.7 | 2:08.567 | 79.02 | 5.816 | 17:28:30.312 | |
| 3 - | 48.318 | 123.5 | 49.652 | 29.559 | 100.7 | 2:07.529 | 79.66 | 4.778 | 17:30:37.841 | |
| 4 - | 47.728 | 124.5 | 49.002 | 28.735 | 101.2 | 2:05.465 | 80.98 | 2.714 | 17:32:43.306 | |
| 5 - | 47.833 | 124.9 | 48.411 | 28.501 | 101.2 | 2:04.745 | 81.44 | 1.994 | 17:34:48.051 | |
| 6 - | 47.201 | 123.8 | 47.307 | 28.460 | 99.6 | 2:02.968 (3) | 82.62 | 0.217 | 17:36:51.019 | |
| 7 - | 46.737 | 123.5 | 47.683 | 28.447 | 100.7 | 2:02.867 (2) | 82.69 | 0.116 | 17:38:53.886 | |
| 8 - | 46.849 | 123.5 | 47.655 | 28.247 | 101.9 | 2:02.751 (1) | 82.77 | | 17:40:56.637 | |
| 9 - | 47.216 | 124.5 | 47.964 | 27.935 | 100.9 | 2:03.115 | 82.52 | 0.364 | 17:42:59.752 | |

| P22 49 AS Philipp FREITAG | | Honda - FKoch Rennsport & Hannes Allwardt | | | | | | | | |
|---------------------------|---------------|---|---------------|--------------------|--------------|---------------------|--------------|--------|---------------------|-------------|
| IDEAL LAP TIME : 2:02.657 | | BEST LAP TIME : 2:02.942 | | DIFFERENCE : 0.285 | | | | | | |
| LAP | SECTOR 1 | | SECTOR 2 | | SECTOR 3 | | LAP TIME | MPH | DIFF | TIME OF DAY |
| 1 - | | 122.2 | 50.549 | 30.227 | 97.0 | 2:18.270 | 73.48 | 15.328 | 17:26:20.645 | |
| 2 - | 49.703 | 122.0 | 48.708 | 28.850 | 100.5 | 2:07.261 | 79.83 | 4.319 | 17:28:27.906 | |
| 3 - | 48.620 | 121.7 | 47.634 | 28.676 | 100.3 | 2:04.930 | 81.32 | 1.988 | 17:30:32.836 | |
| 4 - | 47.585 | 121.7 | 47.076 | 28.281 | 99.8 | 2:02.942 (1) | 82.64 | | 17:32:35.778 | |
| 5 - | 47.932 | 122.2 | 46.896 | 28.176 | 100.7 | 2:03.004 (2) | 82.60 | 0.062 | 17:34:38.782 | |
| 6 - | 47.856 | 120.9 | 47.326 | 29.082 | 96.2 | 2:04.264 (3) | 81.76 | 1.322 | 17:36:43.046 | |
| 7 - | 48.957 | 121.3 | 48.126 | 28.907 | 98.7 | 2:05.990 | 80.64 | 3.048 | 17:38:49.036 | |
| 8 - | 47.964 | 120.6 | 48.030 | 28.823 | 99.1 | 2:04.817 | 81.40 | 1.875 | 17:40:53.853 | |
| 9 - | 49.654 | 120.4 | 48.189 | 29.082 | 96.6 | 2:06.925 | 80.04 | 3.983 | 17:43:00.778 | |

| P23 43 AS Simon JESPERSEN | | Honda - | | | | | | | | |
|---------------------------|----------|--------------------------|----------|--------------------|----------|----------|----------|--------|--------------|-------------|
| IDEAL LAP TIME : 2:01.883 | | BEST LAP TIME : 2:02.263 | | DIFFERENCE : 0.380 | | | | | | |
| LAP | SECTOR 1 | | SECTOR 2 | | SECTOR 3 | | LAP TIME | MPH | DIFF | TIME OF DAY |
| 1 - | | 119.6 | 51.671 | 30.605 | 97.4 | 2:22.601 | 71.24 | 20.338 | 17:26:24.976 | |
| 2 - | 50.488 | 121.7 | 50.617 | 29.921 | 98.1 | 2:11.026 | 77.54 | 8.763 | 17:28:36.002 | |
| 3 - | 48.792 | 119.6 | 49.930 | 29.072 | 97.4 | 2:07.794 | 79.50 | 5.531 | 17:30:43.796 | |
| 4 - | 47.836 | 120.9 | 48.332 | 29.285 | 98.5 | 2:05.453 | 80.98 | 3.190 | 17:32:49.249 | |

Weather / Track : Cloudy / Wet

Assen

Circuit Length = 2.8222 miles

Start: 17:24 Flag 17:42 End: 17:44

MCRCB BULLETIN TK156

2016 MCE British Superbike Championship - Round 11

2016 HEL Performance British Motostar Moto 3 GP & ADAC NEC

RACE 4 - SECTOR ANALYSIS

SECTOR 1 = FL to I1, SECTOR 2 = I1 to I2, SECTOR 3 = I2 to FL, DIFF = Difference To Personal Best Lap, P = Crossed Finish Line in Pit Lane, D = Time Disallowed

| | | | | | | | | | |
|-----|---------------|-------|---------------|---------------|-------------|---------------------|--------------|-------|---------------------|
| 5 - | 48.088 | 118.9 | 47.444 | 28.600 | 97.6 | 2:04.132 | 81.84 | 1.869 | 17:34:53.381 |
| 6 - | 46.954 | 120.0 | 47.205 | 28.373 | 98.7 | 2:02.532 (2) | 82.91 | 0.269 | 17:36:55.913 |
| 7 - | 47.093 | 119.6 | 47.310 | 28.318 | 98.7 | 2:02.721 | 82.79 | 0.458 | 17:38:58.634 |
| 8 - | 46.674 | 120.2 | 47.113 | 28.476 | 98.3 | 2:02.263 (1) | 83.10 | | 17:41:00.897 |
| 9 - | 46.452 | 119.6 | 47.404 | 28.701 | 98.1 | 2:02.557 (3) | 82.90 | 0.294 | 17:43:03.454 |

| P24 37 AS Rick DUNNIK | | | Honda - HD Racing | | | | | | |
|------------------------------|---------------|--------------|--------------------------|---------------|--------------------|---------------------|--------------|--------|---------------------|
| IDEAL LAP TIME : 2:00.529 | | | BEST LAP TIME : 2:00.861 | | DIFFERENCE : 0.332 | | | | |
| LAP | SECTOR 1 | SECTOR 2 | SECTOR 3 | LAP TIME | MPH | DIFF | TIME OF DAY | | |
| 1 - | | 119.1 | 53.081 | 30.088 | 98.5 | 2:24.011 | 70.55 | 23.150 | 17:26:26.386 |
| 2 - | 49.451 | 123.3 | 50.585 | 29.840 | 99.1 | 2:09.876 | 78.22 | 9.015 | 17:28:36.262 |
| 3 - | 49.592 | 122.2 | 49.406 | 29.100 | 98.7 | 2:08.098 | 79.31 | 7.237 | 17:30:44.360 |
| 4 - | 47.928 | 122.6 | 48.279 | 29.200 | 100.3 | 2:05.407 | 81.01 | 4.546 | 17:32:49.767 |
| 5 - | 48.020 | 123.1 | 48.086 | 28.820 | 98.1 | 2:04.926 | 81.32 | 4.065 | 17:34:54.693 |
| 6 - | 48.041 | 122.6 | 47.952 | 28.958 | 99.1 | 2:04.951 | 81.31 | 4.090 | 17:36:59.644 |
| 7 - | 47.673 | 122.4 | 47.380 | 28.700 | 99.8 | 2:03.753 (3) | 82.10 | 2.892 | 17:39:03.397 |
| 8 - | 46.215 | 122.0 | 46.446 | 28.536 | 99.8 | 2:01.197 (2) | 83.83 | 0.336 | 17:41:04.594 |
| 9 - | 46.547 | 120.9 | 46.070 | 28.244 | 99.8 | 2:00.861 (1) | 84.06 | | 17:43:05.455 |

| P25 36 AS Sander KROEZE | | | Honda - Ernst Dubbink Eveno Racing | | | | | | |
|--------------------------------|---------------|--------------|------------------------------------|---------------|--------------------|---------------------|--------------|--------|---------------------|
| IDEAL LAP TIME : 2:04.060 | | | BEST LAP TIME : 2:04.150 | | DIFFERENCE : 0.090 | | | | |
| LAP | SECTOR 1 | SECTOR 2 | SECTOR 3 | LAP TIME | MPH | DIFF | TIME OF DAY | | |
| 1 - | | 119.6 | 51.194 | 30.471 | 96.6 | 2:18.778 | 73.21 | 14.628 | 17:26:21.153 |
| 2 - | 50.146 | 119.6 | 51.242 | 29.844 | 97.8 | 2:11.232 | 77.42 | 7.082 | 17:28:32.385 |
| 3 - | 50.139 | 119.4 | 49.891 | 29.520 | 97.4 | 2:09.550 | 78.42 | 5.400 | 17:30:41.935 |
| 4 - | 48.788 | 121.1 | 49.120 | 29.234 | 98.1 | 2:07.142 | 79.91 | 2.992 | 17:32:49.077 |
| 5 - | 48.328 | 118.9 | 48.374 | 28.897 | 96.6 | 2:05.599 | 80.89 | 1.449 | 17:34:54.676 |
| 6 - | 47.857 | 120.6 | 48.066 | 29.008 | 97.8 | 2:04.931 (2) | 81.32 | 0.781 | 17:36:59.607 |
| 7 - | 47.360 | 120.2 | 47.803 | 28.987 | 98.3 | 2:04.150 (1) | 81.83 | | 17:39:03.757 |
| 8 - | 47.981 | 119.6 | 48.386 | 28.956 | 98.1 | 2:05.323 (3) | 81.07 | 1.173 | 17:41:09.080 |
| 9 - | 48.003 | 119.1 | 48.161 | 29.214 | 96.8 | 2:05.378 | 81.03 | 1.228 | 17:43:14.458 |

| P26 22 Tasia RODINK | | | Honda - GA Competition | | | | | | |
|----------------------------|---------------|--------------|--------------------------|---------------|--------------------|---------------------|--------------|--------|---------------------|
| IDEAL LAP TIME : 2:04.069 | | | BEST LAP TIME : 2:04.069 | | DIFFERENCE : 0.000 | | | | |
| LAP | SECTOR 1 | SECTOR 2 | SECTOR 3 | LAP TIME | MPH | DIFF | TIME OF DAY | | |
| 1 - | | 121.5 | 51.940 | 30.763 | 97.4 | 2:21.591 | 71.75 | 17.522 | 17:26:23.966 |
| 2 - | 49.798 | 119.8 | 49.760 | 30.419 | 97.6 | 2:09.977 | 78.16 | 5.908 | 17:28:33.943 |
| 3 - | 49.506 | 121.1 | 49.429 | 29.552 | 98.3 | 2:08.487 | 79.07 | 4.418 | 17:30:42.430 |
| 4 - | 48.405 | 121.3 | 49.160 | 29.607 | 98.7 | 2:07.172 | 79.89 | 3.103 | 17:32:49.602 |
| 5 - | 48.520 | 122.2 | 48.355 | 28.838 | 98.3 | 2:05.713 | 80.82 | 1.644 | 17:34:55.315 |
| 6 - | 48.296 | 120.4 | 48.066 | 28.913 | 98.7 | 2:05.275 (3) | 81.10 | 1.206 | 17:37:00.590 |
| 7 - | 47.564 | 120.2 | 47.718 | 28.787 | 98.9 | 2:04.069 (1) | 81.89 | | 17:39:04.659 |
| 8 - | 47.777 | 120.2 | 47.799 | 29.235 | 98.7 | 2:04.811 (2) | 81.40 | 0.742 | 17:41:09.470 |
| 9 - | 47.990 | 119.8 | 48.090 | 29.357 | 98.9 | 2:05.437 | 80.99 | 1.368 | 17:43:14.907 |

| P27 93 Steve LAWTON | | | Honda - Cresswell Racing | | | | | | |
|----------------------------|---------------|--------------|--------------------------|---------------|--------------------|---------------------|--------------|--------|---------------------|
| IDEAL LAP TIME : 2:02.588 | | | BEST LAP TIME : 2:03.410 | | DIFFERENCE : 0.822 | | | | |
| LAP | SECTOR 1 | SECTOR 2 | SECTOR 3 | LAP TIME | MPH | DIFF | TIME OF DAY | | |
| 1 - | | 117.3 | 50.789 | 30.232 | 95.8 | 2:20.356 | 72.38 | 16.946 | 17:26:22.731 |
| 2 - | 49.366 | 119.4 | 50.029 | 29.377 | 97.8 | 2:08.772 | 78.90 | 5.362 | 17:28:31.503 |
| 3 - | 48.383 | 118.5 | 48.916 | 29.310 | 98.3 | 2:06.609 | 80.24 | 3.199 | 17:30:38.112 |
| 4 - | 48.554 | 119.8 | 48.035 | 29.108 | 97.2 | 2:05.697 | 80.83 | 2.287 | 17:32:43.809 |
| 5 - | 48.187 | 120.0 | 47.677 | 28.579 | 99.1 | 2:04.443 | 81.64 | 1.033 | 17:34:48.252 |
| 6 - | 47.767 | 119.1 | 48.020 | 28.556 | 98.1 | 2:04.343 (3) | 81.71 | 0.933 | 17:36:52.595 |
| 7 - | 46.987 | 118.9 | 47.369 | 29.054 | 96.2 | 2:03.410 (1) | 82.32 | | 17:38:56.005 |
| 8 - | 47.769 | 118.3 | 59.613 | 29.831 | 93.9 | 2:17.213 | 74.04 | 13.803 | 17:41:13.218 |
| 9 - | 47.980 | 117.5 | 47.045 | 28.701 | 98.1 | 2:03.726 (2) | 82.11 | 0.316 | 17:43:16.944 |

Weather / Track : Cloudy / Wet

Assen

Circuit Length = 2.8222 miles

Start: 17:24 Flag 17:42 End: 17:44

MCRCB BULLETIN TK156

2016 MCE British Superbike Championship - Round 11

2016 HEL Performance British Motostar Moto 3 GP & ADAC NEC

RACE 4 - SECTOR ANALYSIS

SECTOR 1 = FL to I1, SECTOR 2 = I1 to I2, SECTOR 3 = I2 to FL, DIFF = Difference To Personal Best Lap, P = Crossed Finish Line in Pit Lane, D = Time Disallowed

| P28 6 | | Lukas KARLSSON | | Honda - Nordgren Racing | | | | | | |
|---------------------------|---------------|--------------------------|---------------|-------------------------|-------------|---------------------|--------------|--------|---------------------|-------------|
| IDEAL LAP TIME : 2:03.504 | | BEST LAP TIME : 2:03.612 | | DIFFERENCE : 0.108 | | | | | | |
| LAP | SECTOR 1 | | SECTOR 2 | | SECTOR 3 | | LAP TIME | MPH | DIFF | TIME OF DAY |
| 1 - | | 120.0 | 50.102 | 30.133 | 96.2 | 2:19.626 | 72.76 | 16.014 | 17:26:22.001 | |
| 2 - | 48.945 | 117.9 | 48.457 | 29.125 | 98.3 | 2:06.527 | 80.30 | 2.915 | 17:28:28.528 | |
| 3 - | 48.284 | 118.5 | 1:01.162 | 30.080 | 96.6 | 2:19.526 | 72.81 | 15.914 | 17:30:48.054 | |
| 4 - | 48.374 | 117.1 | 48.588 | 29.004 | 98.1 | 2:05.966 | 80.65 | 2.354 | 17:32:54.020 | |
| 5 - | 48.298 | 116.9 | 48.545 | 28.921 | 98.3 | 2:05.764 | 80.78 | 2.152 | 17:34:59.784 | |
| 6 - | 47.463 | 117.1 | 48.390 | 28.802 | 98.1 | 2:04.655 (2) | 81.50 | 1.043 | 17:37:04.439 | |
| 7 - | 47.660 | 116.1 | 48.550 | 28.713 | 98.1 | 2:04.923 | 81.33 | 1.311 | 17:39:09.362 | |
| 8 - | 47.323 | 116.5 | 48.585 | 28.790 | 97.6 | 2:04.698 (3) | 81.47 | 1.086 | 17:41:14.060 | |
| 9 - | 47.431 | 117.7 | 47.532 | 28.649 | 95.3 | 2:03.612 (1) | 82.19 | | 17:43:17.672 | |

| P29 13 AGP | | Maximilian KOFLER | | KTM - MSV Schwanenstadt | | | | | | |
|---------------------------|---------------|--------------------------|---------------|-------------------------|--------------|---------------------|--------------|--------|---------------------|-------------|
| IDEAL LAP TIME : 2:03.527 | | BEST LAP TIME : 2:03.527 | | DIFFERENCE : 0.000 | | | | | | |
| LAP | SECTOR 1 | | SECTOR 2 | | SECTOR 3 | | LAP TIME | MPH | DIFF | TIME OF DAY |
| 1 - | | 117.5 | 52.068 | 30.759 | 99.4 | 2:22.405 | 71.34 | 18.878 | 17:26:24.780 | |
| 2 - | 50.509 | 125.2 | 51.694 | 30.224 | 99.6 | 2:12.427 | 76.72 | 8.900 | 17:28:37.207 | |
| 3 - | 49.357 | 124.0 | 50.849 | 29.747 | 100.3 | 2:09.953 | 78.18 | 6.426 | 17:30:47.160 | |
| 4 - | 47.320 | 125.9 | 48.987 | 29.366 | 99.1 | 2:05.673 | 80.84 | 2.146 | 17:32:52.833 | |
| 5 - | 47.525 | 125.6 | 48.824 | 28.981 | 100.5 | 2:05.330 (3) | 81.06 | 1.803 | 17:34:58.163 | |
| 6 - | 48.119 | 124.0 | 48.942 | 28.938 | 101.9 | 2:05.999 | 80.63 | 2.472 | 17:37:04.162 | |
| 7 - | 47.794 | 124.5 | 48.836 | 29.541 | 99.6 | 2:06.171 | 80.52 | 2.644 | 17:39:10.333 | |
| 8 - | 47.426 | 124.9 | 48.491 | 29.029 | 100.3 | 2:04.946 (2) | 81.31 | 1.419 | 17:41:15.279 | |
| 9 - | 47.280 | 125.4 | 47.575 | 28.672 | 100.3 | 2:03.527 (1) | 82.25 | | 17:43:18.806 | |

| P30 5 | | William SVARD | | Honda - Nordgren Racing | | | | | | |
|---------------------------|---------------|--------------------------|---------------|-------------------------|-------------|---------------------|--------------|--------|---------------------|-------------|
| IDEAL LAP TIME : 2:06.811 | | BEST LAP TIME : 2:07.174 | | DIFFERENCE : 0.363 | | | | | | |
| LAP | SECTOR 1 | | SECTOR 2 | | SECTOR 3 | | LAP TIME | MPH | DIFF | TIME OF DAY |
| 1 - | | 110.7 | 52.939 | 31.794 | 96.2 | 2:26.402 | 69.39 | 19.228 | 17:26:28.777 | |
| 2 - | 50.403 | 120.4 | 51.737 | 30.987 | 96.0 | 2:13.127 | 76.31 | 5.953 | 17:28:41.904 | |
| 3 - | 49.817 | 120.0 | 50.187 | 30.658 | 96.8 | 2:10.662 | 77.75 | 3.488 | 17:30:52.566 | |
| 4 - | 49.935 | 118.7 | 50.618 | 30.735 | 97.6 | 2:11.288 | 77.38 | 4.114 | 17:33:03.854 | |
| 5 - | 49.882 | 120.2 | 50.682 | 30.325 | 97.0 | 2:10.889 | 77.62 | 3.715 | 17:35:14.743 | |
| 6 - | 49.224 | 118.3 | 49.915 | 30.245 | 97.4 | 2:09.384 | 78.52 | 2.210 | 17:37:24.127 | |
| 7 - | 48.470 | 122.0 | 49.474 | 30.059 | 96.6 | 2:08.003 (3) | 79.37 | 0.829 | 17:39:32.130 | |
| 8 - | 49.120 | 119.8 | 48.578 | 29.764 | 97.4 | 2:07.462 (2) | 79.71 | 0.288 | 17:41:39.592 | |
| 9 - | 48.809 | 119.1 | 48.602 | 29.763 | 98.5 | 2:07.174 (1) | 79.89 | | 17:43:46.766 | |

| P31 48 | | Ewan POTTER | | Honda - | | | | | | |
|---------------------------|---------------|--------------------------|---------------|--------------------|-------------|---------------------|--------------|--------|---------------------|-------------|
| IDEAL LAP TIME : 2:06.955 | | BEST LAP TIME : 2:07.148 | | DIFFERENCE : 0.193 | | | | | | |
| LAP | SECTOR 1 | | SECTOR 2 | | SECTOR 3 | | LAP TIME | MPH | DIFF | TIME OF DAY |
| 1 - | | 120.0 | 52.883 | 31.744 | 95.5 | 2:27.834 | 68.72 | 20.686 | 17:26:30.209 | |
| 2 - | 51.768 | 117.7 | 50.205 | 30.792 | 97.6 | 2:12.765 | 76.52 | 5.617 | 17:28:42.974 | |
| 3 - | 49.160 | 119.8 | 50.482 | 30.490 | 98.3 | 2:10.132 | 78.07 | 2.984 | 17:30:53.106 | |
| 4 - | 49.636 | 119.1 | 50.680 | 30.919 | 99.1 | 2:11.235 | 77.41 | 4.087 | 17:33:04.341 | |
| 5 - | 49.653 | 118.7 | 50.317 | 30.083 | 95.1 | 2:10.053 | 78.12 | 2.905 | 17:35:14.394 | |
| 6 - | 49.359 | 116.9 | 50.001 | 30.046 | 98.5 | 2:09.406 | 78.51 | 2.258 | 17:37:23.800 | |
| 7 - | 48.759 | 117.9 | 49.593 | 30.284 | 98.9 | 2:08.636 (3) | 78.98 | 1.488 | 17:39:32.436 | |
| 8 - | 48.968 | 118.1 | 48.765 | 29.955 | 98.3 | 2:07.688 (2) | 79.57 | 0.540 | 17:41:40.124 | |
| 9 - | 48.364 | 118.7 | 48.636 | 30.148 | 97.4 | 2:07.148 (1) | 79.90 | | 17:43:47.272 | |

| P32 54 | | Sam BURMAN | | KTM - TeamWNT / Burman Racing | | | | | | |
|---------------------------|----------|--------------------------|----------|-------------------------------|----------|----------|----------|--------|--------------|-------------|
| IDEAL LAP TIME : 2:07.081 | | BEST LAP TIME : 2:07.380 | | DIFFERENCE : 0.299 | | | | | | |
| LAP | SECTOR 1 | | SECTOR 2 | | SECTOR 3 | | LAP TIME | MPH | DIFF | TIME OF DAY |
| 1 - | | 115.9 | 53.529 | 31.293 | 101.6 | 2:25.714 | 69.72 | 18.334 | 17:26:28.089 | |
| 2 - | 50.468 | 121.5 | 52.088 | 30.928 | 101.9 | 2:13.484 | 76.11 | 6.104 | 17:28:41.573 | |
| 3 - | 49.497 | 121.7 | 50.679 | 30.408 | 102.6 | 2:10.584 | 77.80 | 3.204 | 17:30:52.157 | |
| 4 - | 49.711 | 123.1 | 51.072 | 30.462 | 101.6 | 2:11.245 | 77.41 | 3.865 | 17:33:03.402 | |

Weather / Track : Cloudy / Wet

Assen
Circuit Length = 2.8222 miles
Start: 17:24 Flag 17:42 End: 17:44

MCRCB BULLETIN TK156

2016 MCE British Superbike Championship - Round 11

2016 HEL Performance British Motostar Moto 3 GP & ADAC NEC

RACE 4 - SECTOR ANALYSIS

SECTOR 1 = FL to I1, SECTOR 2 = I1 to I2, SECTOR 3 = I2 to FL, DIFF = Difference To Personal Best Lap, P = Crossed Finish Line in Pit Lane, D = Time Disallowed

| | | | | | | | | | |
|------------|---------------|--------------|---------------|---------------|--------------|---------------------|--------------|-------|---------------------|
| 5 - | 49.920 | 122.2 | 50.700 | 29.882 | 102.6 | 2:10.502 | 77.85 | 3.122 | 17:35:13.904 |
| 6 - | 49.426 | 122.6 | 50.186 | 29.884 | 103.3 | 2:09.496 | 78.45 | 2.116 | 17:37:23.400 |
| 7 - | 48.704 | 124.7 | 49.787 | 29.972 | 102.6 | 2:08.463 (3) | 79.09 | 1.083 | 17:39:31.863 |
| 8 - | 48.794 | 125.2 | 48.962 | 29.624 | 103.0 | 2:07.380 (1) | 79.76 | | 17:41:39.243 |
| 9 - | 48.495 | 125.2 | 49.144 | 30.653 | 103.5 | 2:08.292 (2) | 79.19 | 0.912 | 17:43:47.535 |

| P33 25 AGP Johanna INNERFORS | | | Honda - | | | | | | |
|------------------------------|---------------|--------------------------|---------------|--------------------|-------------|---------------------|--------------|--------|---------------------|
| IDEAL LAP TIME : 2:09.673 | | BEST LAP TIME : 2:09.977 | | DIFFERENCE : 0.304 | | | | | |
| LAP | SECTOR 1 | SECTOR 2 | SECTOR 3 | LAP TIME | MPH | DIFF | TIME OF DAY | | |
| 1 - | | 115.1 | 53.469 | 31.347 | 98.3 | 2:28.617 | 68.36 | 18.640 | 17:26:30.992 |
| 2 - | 51.514 | 120.4 | 52.134 | 31.119 | 97.8 | 2:14.767 | 75.39 | 4.790 | 17:28:45.759 |
| 3 - | 51.389 | 119.6 | 51.266 | 30.534 | 98.5 | 2:13.189 | 76.28 | 3.212 | 17:30:58.948 |
| 4 - | 50.396 | 118.3 | 51.270 | 30.797 | 98.7 | 2:12.463 | 76.70 | 2.486 | 17:33:11.411 |
| 5 - | 50.538 | 117.9 | 50.315 | 30.410 | 98.9 | 2:11.263 (3) | 77.40 | 1.286 | 17:35:22.674 |
| 6 - | 50.110 | 117.9 | 51.648 | 30.193 | 99.4 | 2:11.951 | 76.99 | 1.974 | 17:37:34.625 |
| 7 - | 50.879 | 118.3 | 50.226 | 31.046 | 98.1 | 2:12.151 | 76.88 | 2.174 | 17:39:46.776 |
| 8 - | 49.454 | 117.7 | 50.780 | 30.601 | 99.1 | 2:10.835 (2) | 77.65 | 0.858 | 17:41:57.611 |
| 9 - | 49.396 | 117.9 | 50.084 | 30.497 | 98.9 | 2:09.977 (1) | 78.16 | | 17:44:07.588 |

| P34 33 Miguel CORREIA-LOURENCO | | | Kalex KTM - Racing Team Noord NL | | | | | | |
|--------------------------------|---------------|--------------------------|----------------------------------|--------------------|-------------|---------------------|--------------|--------|---------------------|
| IDEAL LAP TIME : 2:10.333 | | BEST LAP TIME : 2:10.768 | | DIFFERENCE : 0.435 | | | | | |
| LAP | SECTOR 1 | SECTOR 2 | SECTOR 3 | LAP TIME | MPH | DIFF | TIME OF DAY | | |
| 1 - | | 117.9 | 53.008 | 31.673 | 93.9 | 2:27.231 | 69.00 | 16.463 | 17:26:29.606 |
| 2 - | 52.677 | 115.1 | 51.957 | 31.164 | 94.3 | 2:15.798 | 74.81 | 5.030 | 17:28:45.404 |
| 3 - | 53.092 | 116.1 | 52.024 | 30.897 | 94.9 | 2:16.013 | 74.69 | 5.245 | 17:31:01.417 |
| 4 - | 52.104 | 116.7 | 51.879 | 30.549 | 94.9 | 2:14.532 | 75.52 | 3.764 | 17:33:15.949 |
| 5 - | 50.973 | 116.1 | 50.981 | 30.732 | 94.1 | 2:12.686 | 76.57 | 1.918 | 17:35:28.635 |
| 6 - | 50.966 | 114.7 | 51.217 | 30.193 | 94.9 | 2:12.376 (3) | 76.75 | 1.608 | 17:37:41.011 |
| 7 - | 50.192 | 114.7 | 50.438 | 31.508 | 94.5 | 2:12.138 (2) | 76.89 | 1.370 | 17:39:53.149 |
| 8 - | 49.808 | 115.7 | 50.332 | 30.628 | 91.4 | 2:10.768 (1) | 77.69 | | 17:42:03.917 |

| P35 17 AS Anna AD BRING | | | Honda - KOAN Event Racing | | | | | | |
|---------------------------|---------------|--------------------------|---------------------------|--------------------|-------------|---------------------|--------------|--------|---------------------|
| IDEAL LAP TIME : 2:11.154 | | BEST LAP TIME : 2:11.902 | | DIFFERENCE : 0.748 | | | | | |
| LAP | SECTOR 1 | SECTOR 2 | SECTOR 3 | LAP TIME | MPH | DIFF | TIME OF DAY | | |
| 1 - | | 120.9 | 52.535 | 33.108 | 93.7 | 2:29.345 | 68.03 | 17.443 | 17:26:31.720 |
| 2 - | 51.845 | 119.4 | 51.691 | 32.435 | 93.9 | 2:15.971 | 74.72 | 4.069 | 17:28:47.691 |
| 3 - | 50.915 | 120.6 | 52.033 | 31.868 | 96.2 | 2:14.816 | 75.36 | 2.914 | 17:31:02.507 |
| 4 - | 50.541 | 118.3 | 50.784 | 31.484 | 94.5 | 2:12.809 (3) | 76.50 | 0.907 | 17:33:15.316 |
| 5 - | 50.129 | 116.7 | 50.433 | 31.340 | 94.5 | 2:11.902 (1) | 77.02 | | 17:35:27.218 |
| 6 - | 49.714 | 117.1 | 51.080 | 32.112 | 93.7 | 2:12.906 | 76.44 | 1.004 | 17:37:40.124 |
| 7 - | 50.267 | 117.3 | 51.011 | 31.586 | 94.9 | 2:12.864 | 76.47 | 0.962 | 17:39:52.988 |
| 8 - | 49.381 | 117.3 | 50.782 | 32.554 | 92.4 | 2:12.717 (2) | 76.55 | 0.815 | 17:42:05.705 |

| P36 122 AS Marie MENDE | | | Honda - MM-Racing | | | | | | |
|---------------------------|----------|--------------------------|-------------------|--------------------|--------------|---------------------|--------------|--------|---------------------|
| IDEAL LAP TIME : 2:04.798 | | BEST LAP TIME : 2:05.172 | | DIFFERENCE : 0.374 | | | | | |
| LAP | SECTOR 1 | SECTOR 2 | SECTOR 3 | LAP TIME | MPH | DIFF | TIME OF DAY | | |
| 1 - | | 118.9 | 50.666 | 30.435 | 96.0 | 2:21.503 | 71.80 | 16.331 | 17:26:23.878 |
| 2 - | 49.276 | 118.1 | 49.506 | 29.343 | 98.7 | 2:08.125 | 79.29 | 2.953 | 17:28:32.003 |
| 3 - | 48.670 | 117.1 | 48.423 | 29.191 | 98.1 | 2:06.284 (3) | 80.45 | 1.112 | 17:30:38.287 |
| 4 - | 49.147 | 118.9 | 47.972 | 28.707 | 100.0 | 2:05.826 (2) | 80.74 | 0.654 | 17:32:44.113 |
| 5 - | 48.239 | 118.5 | 47.980 | 28.953 | 99.4 | 2:05.172 (1) | 81.16 | | 17:34:49.285 |

| P37 44 Edmund BEST | | | KTM - SymCirrus Motorsport | | | | | | |
|---------------------------|----------|--------------------------|----------------------------|--------------------|--------------|---------------------|--------------|-------|---------------------|
| IDEAL LAP TIME : 2:03.967 | | BEST LAP TIME : 2:04.360 | | DIFFERENCE : 0.393 | | | | | |
| LAP | SECTOR 1 | SECTOR 2 | SECTOR 3 | LAP TIME | MPH | DIFF | TIME OF DAY | | |
| 1 - | | 126.1 | 48.669 | 29.477 | 103.3 | 2:13.665 | 76.01 | 9.305 | 17:26:16.040 |
| 2 - | 48.223 | 124.9 | 47.444 | 28.693 | 103.5 | 2:04.360 (1) | 81.69 | | 17:28:20.400 |

Weather / Track : Cloudy / Wet

Assen

Circuit Length = 2.8222 miles

Start: 17:24 Flag 17:42 End: 17:44

MCRCB BULLETIN TK157

2016 MCE British Superbike Championship - Round 11

2016 HEL Performance British Motostar Moto 3 GP & ADAC NEC

RACE 4 - BEST SPEEDS

| POS | INTERMEDIATE 1 | | | INTERMEDIATE 2 | | | FINISH LINE | | |
|-----|----------------|------------------|-------|----------------|------|-----|-------------|------------------|-------|
| | NO | NAME | MPH | NO | NAME | MPH | NO | NAME | MPH |
| 1 | 15 | McMANUS | 129.0 | | | | 15 | McMANUS | 104.7 |
| 2 | 52 | BOERBOOM | 127.3 | | | | 47 | ARCHER | 103.8 |
| 3 | 50 | DUPASQUIER | 127.3 | | | | 44 | BEST | 103.5 |
| 4 | 21 | KERR | 126.3 | | | | 54 | BURMAN | 103.5 |
| 5 | 47 | ARCHER | 126.3 | | | | 52 | BOERBOOM | 103.3 |
| 6 | 44 | BEST | 126.1 | | | | 50 | DUPASQUIER | 103.3 |
| 7 | 13 | KOFLER | 125.9 | | | | 26 | SAEZ | 102.6 |
| 8 | 54 | BURMAN | 125.2 | | | | 21 | KERR | 102.3 |
| 9 | 26 | SAEZ | 124.9 | | | | 152 | KONIG | 102.1 |
| 10 | 35 | LODGE | 124.9 | | | | 98 | VRIES | 101.9 |
| 11 | 98 | VRIES | 124.9 | | | | 13 | KOFLER | 101.9 |
| 12 | 61 | DUBBINK | 124.7 | | | | 69 | BOOTH-AMOS | 101.6 |
| 13 | 19 | VITS | 124.5 | | | | 121 | MEGGLE | 101.6 |
| 14 | 30 | COOK | 123.5 | | | | 19 | VITS | 101.4 |
| 15 | 42 | SLOOTEN | 123.5 | | | | 23 | LLEWELLYN | 101.2 |
| 16 | 37 | DUNNIK | 123.3 | | | | 30 | COOK | 101.2 |
| 17 | 121 | MEGGLE | 123.3 | | | | 35 | LODGE | 101.2 |
| 18 | 23 | LLEWELLYN | 123.1 | | | | 61 | DUBBINK | 100.9 |
| 19 | 69 | BOOTH-AMOS | 122.4 | | | | 45 | ORGIS | 100.9 |
| 20 | 4 | GEIGER | 122.4 | | | | 49 | FREITAG | 100.7 |
| 21 | 22 | RODINK | 122.2 | | | | 99 | CAMPBELL | 100.5 |
| 22 | 49 | FREITAG | 122.2 | | | | 37 | DUNNIK | 100.3 |
| 23 | 5 | SVARD | 122.0 | | | | 42 | SLOOTEN | 100.0 |
| 24 | 3 | ERHARD | 122.0 | | | | 122 | MENDE | 100.0 |
| 25 | 152 | KONIG | 122.0 | | | | 4 | GEIGER | 99.8 |
| 26 | 99 | CAMPBELL | 121.7 | | | | 25 | INNERFORS | 99.4 |
| 27 | 43 | JESPERSEN | 121.7 | | | | 3 | ERHARD | 99.4 |
| 28 | 45 | ORGIS | 121.7 | | | | 48 | POTTER | 99.1 |
| 29 | 36 | KROEZE | 121.1 | | | | 93 | LAWTON | 99.1 |
| 30 | 12 | RENDELL | 120.9 | | | | 22 | RODINK | 98.9 |
| 31 | 17 | ADBRING | 120.9 | | | | 43 | JESPERSEN | 98.7 |
| 32 | 25 | INNERFORS | 120.4 | | | | 5 | SVARD | 98.5 |
| 33 | 6 | KARLSSON | 120.0 | | | | 6 | KARLSSON | 98.3 |
| 34 | 48 | POTTER | 120.0 | | | | 36 | KROEZE | 98.3 |
| 35 | 93 | LAWTON | 120.0 | | | | 12 | RENDELL | 98.1 |
| 36 | 122 | MENDE | 118.9 | | | | 17 | ADBRING | 96.2 |
| 37 | 33 | CORREIA-LOURENCO | 117.9 | | | | 33 | CORREIA-LOURENCO | 94.9 |
| 38 | | | | | | | | | |
| 39 | | | | | | | | | |
| 40 | | | | | | | | | |
| 41 | | | | | | | | | |
| 42 | | | | | | | | | |
| 43 | | | | | | | | | |
| 44 | | | | | | | | | |

Weather / Track : Cloudy / Wet

Results can be found at www.tsl-timing.com

Assen

Circuit Length = 2.8222 miles

Start: 17:24 Flag 17:42 End: 17:44

Printed - 17:47 Saturday, 01 October 2016

MCRCB BULLETIN TK158

2016 MCE British Superbike Championship - Round 11

2016 HEL Performance British Motostar Moto 3 GP & ADAC NEC

RACE 4 - BEST SECTORS

| SECTOR 1 | | | SECTOR 2 | | | SECTOR 3 | | | IDEAL / BEST COMPARISON | | | | | | |
|----------|-----|----------------|----------|-----|----------------|----------|-----|----------------|-------------------------|-----|-----|-----------------|--------------------|-----------------|-------|
| POS | NO | NAME | TIME | NO | NAME | TIME | NO | NAME | TIME | POS | NO | NAME | IDEAL | BEST | DIFF |
| | | | | | | | | | | | | | PERFECT LAP | 1:57.181 | |
| 1 | 52 | BOERBOOM | 45.110 | 69 | BOOTH-AMOS | 45.038 | 52 | BOERBOOM | 27.033 | 1 | 52 | BOERBOOM | 1:57.319 | 1:57.341 | 0.022 |
| 2 | 47 | ARCHER | 45.132 | 47 | ARCHER | 45.047 | 26 | SAEZ | 27.118 | 2 | 26 | SAEZ | 1:57.388 | 1:57.669 | 0.281 |
| 3 | 26 | SAEZ | 45.172 | 26 | SAEZ | 45.098 | 69 | BOOTH-AMOS | 27.223 | 3 | 69 | BOOTH-AMOS | 1:57.533 | 1:58.010 | 0.477 |
| 4 | 69 | BOOTH-AMOS | 45.272 | 52 | BOERBOOM | 45.176 | 47 | ARCHER | 27.428 | 4 | 47 | ARCHER | 1:57.607 | 1:57.839 | 0.232 |
| 5 | 3 | ERHARD | 45.924 | 3 | ERHARD | 45.443 | 3 | ERHARD | 27.604 | 5 | 3 | ERHARD | 1:58.971 | 1:58.971 | 0.000 |
| 6 | 19 | VITS | 45.996 | 45 | ORGIS | 45.892 | 19 | VITS | 27.827 | 6 | 19 | VITS | 2:00.032 | 2:00.409 | 0.377 |
| 7 | 21 | KERR | 45.997 | 4 | GEIGER | 46.046 | 4 | GEIGER | 27.876 | 7 | 45 | ORGIS | 2:00.061 | 2:00.725 | 0.664 |
| 8 | 37 | DUNNIK | 46.215 | 37 | DUNNIK | 46.070 | 45 | ORGIS | 27.901 | 8 | 4 | GEIGER | 2:00.426 | 2:00.832 | 0.406 |
| 9 | 45 | ORGIS | 46.268 | 19 | VITS | 46.209 | 152 | KONIG | 27.907 | 9 | 37 | DUNNIK | 2:00.529 | 2:00.861 | 0.332 |
| 10 | 43 | JESPERSEN | 46.452 | 121 | MEGGLE | 46.345 | 121 | MEGGLE | 27.910 | 10 | 21 | KERR | 2:00.621 | 2:01.204 | 0.583 |
| 11 | 50 | DUPASQUIER | 46.461 | 152 | KONIG | 46.496 | 98 | VRIES | 27.935 | 11 | 152 | KONIG | 2:01.165 | 2:01.766 | 0.601 |
| 12 | 4 | GEIGER | 46.504 | 23 | LLEWELLYN | 46.537 | 99 | CAMPBELL | 27.938 | 12 | 121 | MEGGLE | 2:01.195 | 2:01.411 | 0.216 |
| 13 | 15 | McMANUS | 46.684 | 12 | RENDELL | 46.635 | 50 | DUPASQUIER | 27.951 | 13 | 50 | DUPASQUIER | 2:01.375 | 2:01.561 | 0.186 |
| 14 | 61 | DUBBINK | 46.691 | 21 | KERR | 46.658 | 21 | KERR | 27.966 | 14 | 99 | CAMPBELL | 2:01.406 | 2:02.306 | 0.900 |
| 15 | 23 | LLEWELLYN | 46.697 | 99 | CAMPBELL | 46.679 | 15 | McMANUS | 27.982 | 15 | 23 | LLEWELLYN | 2:01.480 | 2:01.677 | 0.197 |
| 16 | 98 | VRIES | 46.737 | 42 | SLOOTEN | 46.683 | 30 | COOK | 28.120 | 16 | 30 | COOK | 2:01.753 | 2:02.188 | 0.435 |
| 17 | 30 | COOK | 46.746 | 30 | COOK | 46.887 | 49 | FREITAG | 28.176 | 17 | 12 | RENDELL | 2:01.873 | 2:02.053 | 0.180 |
| 18 | 12 | RENDELL | 46.757 | 49 | FREITAG | 46.896 | 37 | DUNNIK | 28.244 | 18 | 43 | JESPERSEN | 2:01.883 | 2:02.263 | 0.380 |
| 19 | 152 | KONIG | 46.762 | 50 | DUPASQUIER | 46.963 | 23 | LLEWELLYN | 28.246 | 19 | 98 | VRIES | 2:01.979 | 2:02.751 | 0.772 |
| 20 | 99 | CAMPBELL | 46.789 | 93 | LAWTON | 47.045 | 61 | DUBBINK | 28.246 | 20 | 42 | SLOOTEN | 2:01.995 | 2:02.097 | 0.102 |
| 21 | 42 | SLOOTEN | 46.916 | 43 | JESPERSEN | 47.113 | 43 | JESPERSEN | 28.318 | 21 | 15 | McMANUS | 2:02.018 | 2:02.835 | 0.817 |
| 22 | 121 | MEGGLE | 46.940 | 61 | DUBBINK | 47.191 | 42 | SLOOTEN | 28.396 | 22 | 61 | DUBBINK | 2:02.128 | 2:02.135 | 0.007 |
| 23 | 93 | LAWTON | 46.987 | 35 | LODGE | 47.251 | 12 | RENDELL | 28.481 | 23 | 93 | LAWTON | 2:02.588 | 2:03.410 | 0.822 |
| 24 | 13 | KOFLER | 47.280 | 98 | VRIES | 47.307 | 93 | LAWTON | 28.556 | 24 | 49 | FREITAG | 2:02.657 | 2:02.942 | 0.285 |
| 25 | 6 | KARLSSON | 47.323 | 15 | McMANUS | 47.352 | 6 | KARLSSON | 28.649 | 25 | 35 | LODGE | 2:03.442 | 2:03.773 | 0.331 |
| 26 | 36 | KROEZE | 47.360 | 44 | BEST | 47.444 | 13 | KOFLER | 28.672 | 26 | 6 | KARLSSON | 2:03.504 | 2:03.612 | 0.108 |
| 27 | 35 | LODGE | 47.513 | 6 | KARLSSON | 47.532 | 35 | LODGE | 28.678 | 27 | 13 | KOFLER | 2:03.527 | 2:03.527 | 0.000 |
| 28 | 22 | RODINK | 47.564 | 13 | KOFLER | 47.575 | 44 | BEST | 28.693 | 28 | 44 | BEST | 2:03.967 | 2:04.360 | 0.393 |
| 29 | 49 | FREITAG | 47.585 | 22 | RODINK | 47.718 | 122 | MENDE | 28.707 | 29 | 36 | KROEZE | 2:04.060 | 2:04.150 | 0.090 |
| 30 | 44 | BEST | 47.830 | 36 | KROEZE | 47.803 | 22 | RODINK | 28.787 | 30 | 22 | RODINK | 2:04.069 | 2:04.069 | 0.000 |
| 31 | 122 | MENDE | 48.119 | 122 | MENDE | 47.972 | 36 | KROEZE | 28.897 | 31 | 122 | MENDE | 2:04.798 | 2:05.172 | 0.374 |
| 32 | 48 | POTTER | 48.364 | 5 | SVARD | 48.578 | 54 | BURMAN | 29.624 | 32 | 5 | SVARD | 2:06.811 | 2:07.174 | 0.363 |
| 33 | 5 | SVARD | 48.470 | 48 | POTTER | 48.636 | 5 | SVARD | 29.763 | 33 | 48 | POTTER | 2:06.955 | 2:07.148 | 0.193 |
| 34 | 54 | BURMAN | 48.495 | 54 | BURMAN | 48.962 | 48 | POTTER | 29.955 | 34 | 54 | BURMAN | 2:07.081 | 2:07.380 | 0.299 |
| 35 | 17 | ADBRING | 49.381 | 25 | INNERFORS | 50.084 | 33 | CORREIA-LOUREN | 30.193 | 35 | 25 | INNERFORS | 2:09.673 | 2:09.977 | 0.304 |
| 36 | 25 | INNERFORS | 49.396 | 33 | CORREIA-LOUREN | 50.332 | 25 | INNERFORS | 30.193 | 36 | 33 | CORREIA-LOURENC | 2:10.333 | 2:10.768 | 0.435 |
| 37 | 33 | CORREIA-LOUREN | 49.808 | 17 | ADBRING | 50.433 | 17 | ADBRING | 31.340 | 37 | 17 | ADBRING | 2:11.154 | 2:11.902 | 0.748 |
| 38 | | | | | | | | | | | | | | | |
| 39 | | | | | | | | | | | | | | | |
| 40 | | | | | | | | | | | | | | | |
| 41 | | | | | | | | | | | | | | | |
| 42 | | | | | | | | | | | | | | | |
| 43 | | | | | | | | | | | | | | | |
| 44 | | | | | | | | | | | | | | | |

Weather / Track : Cloudy / Wet

Assen

Circuit Length = 2.8222 miles

Start: 17:24 Flag 17:42 End: 17:44

Results can be found at www.tsl-timing.com

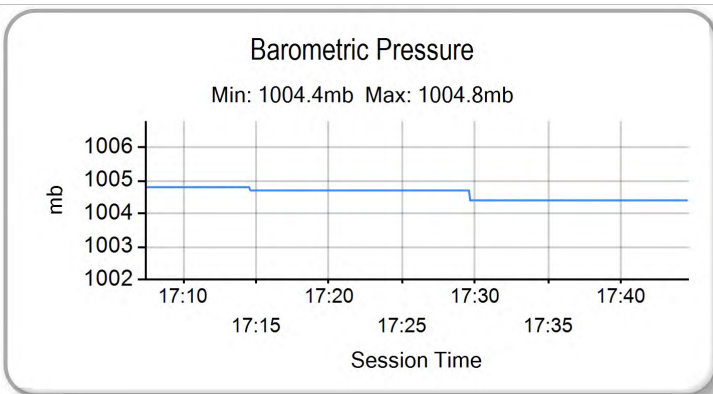
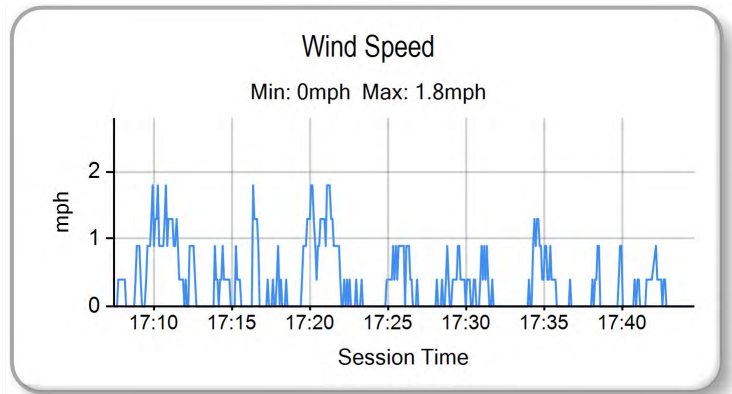
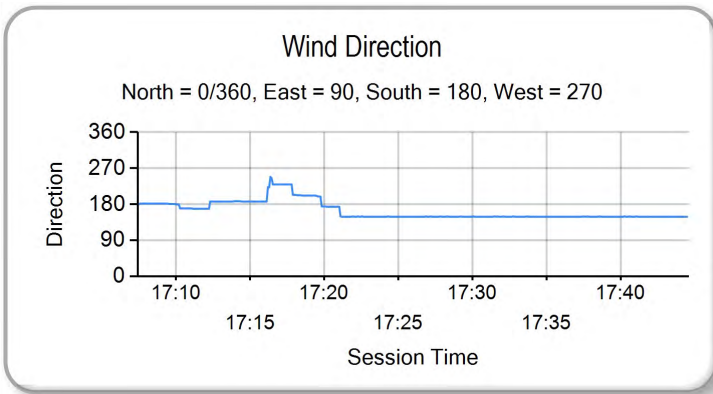
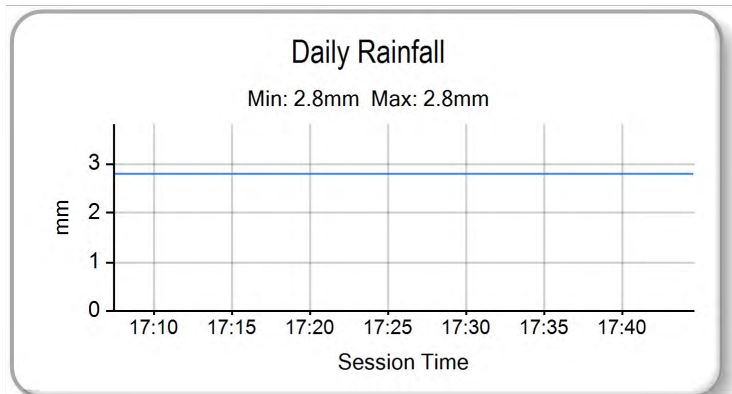
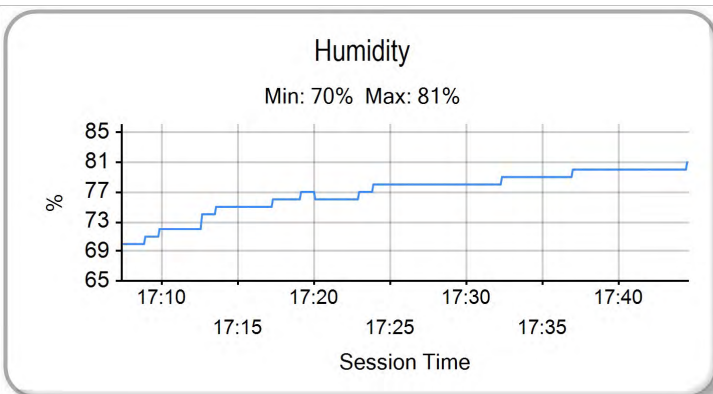
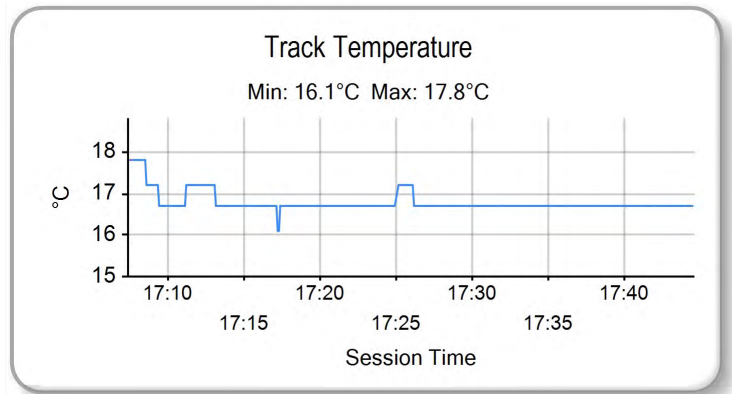
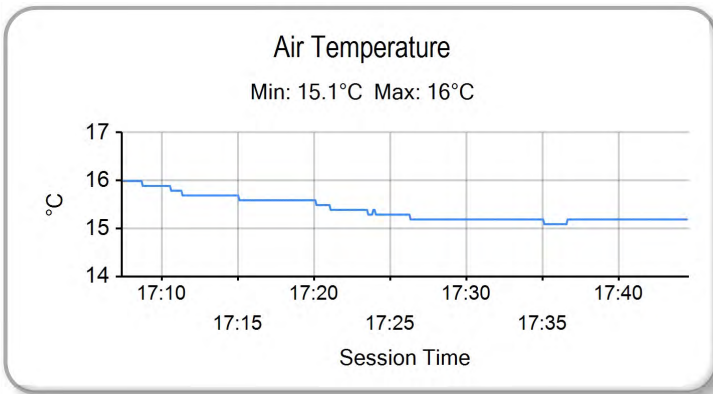
Printed - 17:48 Saturday, 01 October 2016

MCRCB BULLETIN TK159

2016 MCE British Superbike Championship - Round 11

2016 HEL Performance British Motostar Moto 3 GP & ADAC NEC

RACE 4 - WEATHER CONDITIONS



Weather / Track : Cloudy / Wet

Results can be found at www.tsl-timing.com

Assen
Circuit Length = 2.8222 miles
Start: 17:24 Flag 17:42 End: 17:44

Printed - 17:48 Saturday, 01 October 2016



| | | | | | | | | | | | | | |
|--------|----|----|-------------------------|----------------|----------|-------------|-------------------|------------------|------------------|--------------|----------------|-------------------|----------|
| ROW 15 | | 44 | 91 | Patrick ECKERT | 43 | 11 | Lotte UHRE | | | | | | |
| ROW 14 | 42 | 66 | Cameron FRASER | 41 | 154 | Lukas FALCK | 40 | 9 | Ruben DOORAKKERS | | | | |
| ROW 13 | | 39 | 41 | Kevin ORGIS | 38 | 2 | Mike BROUWERS | 37 | 17 | Anna ADBRING | 2:11.902 | | |
| ROW 12 | 36 | 33 | Miguel CORREIA-LOURENCO | 2:10.768 | 35 | 25 | Johanna INNERFORS | 2:09.977 | 34 | 54 | Sam BURMAN | 2:07.380 | |
| ROW 11 | | 33 | 5 | William SVARD | 2:07.174 | 32 | 48 | Ewan POTTER | 2:07.148 | 31 | 122 | Marie MENDE | 2:05.172 |
| ROW 10 | 30 | 44 | Edmund BEST | 2:04.360 | 29 | 36 | Sander KROEZE | 2:04.150 | 28 | 22 | Tasia RODINK | 2:04.069 | |
| ROW 9 | | 27 | 35 | Elliot LODGE | 2:03.773 | 26 | 6 | Lukas KARLSSON | 2:03.612 | 25 | 13 | Maximilian KOFLER | 2:03.527 |
| ROW 8 | 24 | 93 | Steve LAWTON | 2:03.410 | 23 | 49 | Philipp FREITAG | 2:02.942 | 22 | 15 | Eugene McMANUS | 2:02.835 | |
| ROW 7 | | 21 | 98 | Tomas de VRIES | 2:02.751 | 20 | 99 | Stephen CAMPBELL | 2:02.306 | 19 | 43 | Simon JESPERSEN | 2:02.263 |
| ROW 6 | 18 | 30 | Max COOK | 2:02.188 | 17 | 61 | Ernst DUBBINK | 2:02.135 | 16 | 42 | Brian SLOOTEN | 2:02.097 | |
| ROW 5 | | 15 | 12 | Edward RENDELL | 2:02.053 | 14 | 152 | Oliver KONIG | 2:01.766 | 13 | 23 | Sam LLEWELLYN | 2:01.677 |
| ROW 4 | 12 | 50 | Jason DUPASQUIER | 2:01.561 | 11 | 121 | Matthias MEGGLE | 2:01.411 | 10 | 21 | Richard KERR | 2:01.204 | |
| ROW 3 | | 9 | 37 | Rick DUNNIK | 2:00.861 | 8 | 4 | Dirk GEIGER | 2:00.832 | 7 | 45 | Leon ORGIS | 2:00.725 |
| ROW 2 | 6 | 19 | Sasha de VITS | 2:00.409 | 5 | 3 | Toni ERHARD | 1:58.971 | 4 | 69 | Tom BOOTH-AMOS | 1:58.010 | |
| ROW 1 | | 3 | 47 | Jake ARCHER | 1:57.839 | 2 | 26 | Dani SAEZ | 1:57.669 | 1 | 52 | Jorel BOERBOOM | 1:57.341 |

Pole

Assen
Circuit Length = 2.8222 miles

These results are provisional until the conclusion of any judicial and technical matters.

| | | |
|-----------------|------------|--------------|
| Race Director : | Stewards : | Timekeeper : |
|-----------------|------------|--------------|

Results can be found at www.britishsuperbike.com

Printed - 17:45 Saturday, 01 October 2016





| POS | NO | CL | PIC NAME | NAT | ENTRY | TIME | ON | LAPS | GAP | DIFF | MPH |
|-----|-----|-----|-------------------------|-----|---|----------|----|------|--------|-------|-------|
| 1 | 47 | | Jake ARCHER | GBR | KTM FTR - City Lifting / RS Racing | 1:48.721 | 5 | 5 | | | 93.45 |
| 2 | 26 | | Dani SAEZ | SPA | KTM - GA Competition | 1:48.727 | 4 | 5 | 0.006 | 0.006 | 93.44 |
| 3 | 69 | | Tom BOOTH-AMOS | GBR | Tigcraft - FAB Racing | 1:50.728 | 5 | 5 | 2.007 | 2.001 | 91.75 |
| 4 | 42 | | Brian SLOOTEN | NED | Bakker Honda - Bakker Frame Racing | 1:50.786 | 3 | 5 | 2.065 | 0.058 | 91.70 |
| 5 | 15 | | Eugene McMANUS | GBR | KTM - M.V. Commercial | 1:51.026 | 5 | 5 | 2.305 | 0.240 | 91.51 |
| 6 | 2 | | Mike BROUWERS | NED | Husqvarna - Joma / Brouwersracingteam | 1:51.038 | 5 | 5 | 2.317 | 0.012 | 91.50 |
| 7 | 50 | AGP | Jason DUPASQUIER | SWI | KTM - KTM Swiss Junior Team | 1:51.267 | 4 | 4 | 2.546 | 0.229 | 91.31 |
| 8 | 52 | | Jorel BOERBOOM | NED | Kalex KTM - FPW Racing | 1:51.489 | 4 | 4 | 2.768 | 0.222 | 91.13 |
| 9 | 44 | | Edmund BEST | GBR | KTM - SymCirrus Motorsport | 1:51.568 | 5 | 5 | 2.847 | 0.079 | 91.06 |
| 10 | 21 | | Richard KERR | GBR | KTM - North West Racing | 1:51.713 | 5 | 5 | 2.992 | 0.145 | 90.94 |
| 11 | 12 | | Edward RENDELL | GBR | Ten Kate Honda - Banks Racing | 1:51.940 | 3 | 5 | 3.219 | 0.227 | 90.76 |
| 12 | 25 | | Thomas STRUDWICK | GBR | Honda NSF - Case Moto3 | 1:52.047 | 4 | 4 | 3.326 | 0.107 | 90.67 |
| 13 | 3 | AS | Toni ERHARD | GER | Honda - Kiefer Racing | 1:52.154 | 4 | 4 | 3.433 | 0.107 | 90.59 |
| 14 | 43 | AS | Simon JESPERSEN | DEN | Honda - | 1:52.364 | 4 | 5 | 3.643 | 0.210 | 90.42 |
| 15 | 35 | | Eliot LODGE | GBR | Honda - Essential Team Racing / SP125 | 1:52.380 | 3 | 3 | 3.659 | 0.016 | 90.40 |
| 16 | 121 | AS | Matthias MEGGLE | GER | Honda - Dynavolt Intact GP Junior Team | 1:52.415 | 3 | 5 | 3.694 | 0.035 | 90.38 |
| 17 | 30 | | Max COOK | GBR | Repli-Cast - Repli-Cast UK Racing | 1:52.431 | 4 | 4 | 3.710 | 0.016 | 90.36 |
| 18 | 41 | AS | Kevin ORGIS | GER | Honda - Kiefer Racing | 1:52.480 | 4 | 4 | 3.759 | 0.049 | 90.32 |
| 19 | 98 | | Tomas de VRIES | NED | Honda - DAT Racing | 1:52.517 | 3 | 5 | 3.796 | 0.037 | 90.29 |
| 20 | 152 | AS | Oliver KONIG | CZE | Honda - | 1:52.639 | 5 | 5 | 3.918 | 0.122 | 90.20 |
| 21 | 22 | | Tasia RODINK | NED | Honda - GA Competition | 1:52.774 | 3 | 4 | 4.053 | 0.135 | 90.09 |
| 22 | 45 | AS | Leon ORGIS | GER | Honda - Kiefer Racing | 1:52.776 | 4 | 4 | 4.055 | 0.002 | 90.09 |
| 23 | 36 | AS | Sander KROEZE | NED | Honda - Ernst Dubbink Eveno Racing | 1:52.801 | 4 | 4 | 4.080 | 0.025 | 90.07 |
| 24 | 24 | | Shane FABER | GBR | Honda NSF - Shane Faber Racing | 1:52.851 | 5 | 5 | 4.130 | 0.050 | 90.03 |
| 25 | 37 | AS | Rick DUNNIK | NED | Honda - HD Racing | 1:52.899 | 3 | 5 | 4.178 | 0.048 | 89.99 |
| 26 | 19 | AS | Sasha de VITS | BEL | Honda - DV1 RacingTeam | 1:52.911 | 4 | 5 | 4.190 | 0.012 | 89.98 |
| 27 | 4 | AS | Dirk GEIGER | GER | Honda - Kiefer Racing | 1:53.198 | 4 | 4 | 4.477 | 0.287 | 89.75 |
| 28 | 72 | | Cameron HORSMAN | GBR | Honda NSF - FAB-Racing | 1:53.236 | 3 | 3 | 4.515 | 0.038 | 89.72 |
| 29 | 49 | AS | Philipp FREITAG | GER | Honda - FKoch Rennsport & Hannes Allwardt | 1:53.327 | 4 | 5 | 4.606 | 0.091 | 89.65 |
| 30 | 64 | | Asher DURHAM | GBR | Honda NSF - Cresswell Racing | 1:53.532 | 4 | 4 | 4.811 | 0.205 | 89.49 |
| 31 | 79 | | Storm STACEY | GBR | Honda NSF - Repli-Cast UK Racing | 1:54.607 | 4 | 4 | 5.886 | 1.075 | 88.65 |
| 32 | 11 | AS | Lotte UHRE | DEN | Honda - | 1:54.713 | 4 | 4 | 5.992 | 0.106 | 88.57 |
| 33 | 6 | | Lukas KARLSSON | SWE | Honda - Nordgren Racing | 1:54.731 | 4 | 4 | 6.010 | 0.018 | 88.55 |
| 34 | 54 | | Sam BURMAN | GBR | KTM - TeamWNT / Burman Racing | 1:54.771 | 4 | 5 | 6.050 | 0.040 | 88.52 |
| 35 | 13 | AGP | Maximilian KOFLER | AUT | KTM - MSV Schwanenstadt | 1:55.339 | 4 | 4 | 6.618 | 0.568 | 88.08 |
| 36 | 122 | AS | Marie MENDE | GER | Honda - MM-Racing | 1:55.751 | 4 | 5 | 7.030 | 0.412 | 87.77 |
| 37 | 9 | OGP | Ruben DOORAKKERS | NED | Honda - | 1:55.817 | 3 | 4 | 7.096 | 0.066 | 87.72 |
| 38 | 33 | | Miguel CORREIA-LOURENCO | NED | Kalex KTM - Racing Team Noord NL | 1:55.871 | 4 | 5 | 7.150 | 0.054 | 87.68 |
| 39 | 5 | | William SVARD | SWE | Honda - Nordgren Racing | 1:55.935 | 4 | 4 | 7.214 | 0.064 | 87.63 |
| 40 | 3 | | Mark CLAYTON | GBR | Honda NSF - SP125 | 1:55.944 | 3 | 3 | 7.223 | 0.009 | 87.62 |
| 41 | 66 | | Cameron FRASER | GBR | Kalex KTM - FPW Racing | 1:56.226 | 4 | 4 | 7.505 | 0.282 | 87.41 |
| 42 | 23 | | Sam LEWELLYN | GBR | Honda - Mammoth Motorsport | 1:56.331 | 3 | 3 | 7.610 | 0.105 | 87.33 |
| 43 | 49 | | James ALDERSON | GBR | Honda NSF - Young Riders Fund | 1:56.395 | 4 | 4 | 7.674 | 0.064 | 87.29 |
| 44 | 48 | | Ewan POTTER | GBR | Honda - | 1:56.444 | 4 | 4 | 7.723 | 0.049 | 87.25 |
| 45 | 99 | | Stephen CAMPBELL | GBR | Honda - Campbell Racing | 1:56.554 | 3 | 4 | 7.833 | 0.110 | 87.17 |
| 46 | 19 | | Victor RODRIGUEZ | SPA | Honda NSF - GA Competition | 1:57.520 | 3 | 3 | 8.799 | 0.966 | 86.45 |
| 47 | 25 | AGP | Johanna INNERFORS | SWE | Honda - | 1:58.662 | 4 | 4 | 9.941 | 1.142 | 85.62 |
| 48 | 91 | AS | Patrick ECKERT | GER | Honda - | 1:59.168 | 3 | 3 | 10.447 | 0.506 | 85.25 |
| 49 | 17 | AS | Anna ADRING | SWE | Honda - KOAN Event Racing | 1:59.463 | 3 | 4 | 10.742 | 0.295 | 85.04 |
| 50 | 93 | | Steve LAWTON | GBR | Honda - Cresswell Racing | 2:00.041 | 3 | 3 | 11.320 | 0.578 | 84.63 |
| 51 | 154 | AS | Lukas FALCK | DEN | Honda - | 2:00.234 | 3 | 4 | 11.513 | 0.193 | 84.50 |
| 52 | 73 | | Luke HOPKINS | GBR | Honda NSF - HM | 2:00.757 | 2 | 2 | 12.036 | 0.523 | 84.13 |
| 53 | 147 | AS | Phillip HOLE | DEN | Honda - 3S ApS | 2:02.176 | 3 | 4 | 13.455 | 1.419 | 83.16 |
| 54 | 115 | AS | Oliver Lind JENSEN | DEN | Honda - | 2:04.131 | 3 | 4 | 15.410 | 1.955 | 81.85 |
| 55 | 61 | AGP | Ernst DUBBINK | NED | Honda - Ernst Dubbink Eveno Racing | | | 2 | | | |

Assen

Circuit Length = 2.8222 miles

Start: 09:37 Flag 09:45 End: 09:47

Weather / Track : Bright / Dry

These results are provisional until the conclusion of any judicial and technical matters.

| | | |
|-----------------|------------|--------------|
| Race Director : | Stewards : | Timekeeper : |
| | | |

Results can be found at www.britishsuperbike.com

Printed - 09:51 Sunday, 02 October 2016

MCRCB BULLETIN TK197

2016 MCE British Superbike Championship - Round 11

2016 HEL Performance British Motostar Moto 3 GP & ADAC NEC

WARM-UP - SECTOR ANALYSIS

SECTOR 1 = FL to I1, SECTOR 2 = I1 to I2, SECTOR 3 = I2 to FL, DIFF = Difference To Personal Best Lap, P = Crossed Finish Line in Pit Lane, D = Time Disallowed

| P1 47 | | Jake ARCHER | | KTM FTR - City Lifting / RS Racing | | | |
|---------------------------|---------------|--------------------------|---------------|------------------------------------|--------------|---------------------|---------------------------|
| IDEAL LAP TIME : 1:48.721 | | BEST LAP TIME : 1:48.721 | | DIFFERENCE : 0.000 | | | |
| LAP | SECTOR 1 | SECTOR 2 | SECTOR 3 | LAP TIME | MPH | DIFF | TIME OF DAY |
| 1 - | | 122.6 | 43.599 | 26.148 | 106.7 | | 09:38:52.530 |
| 2 - | 42.219 | 124.0 | 42.400 | 25.614 | 107.0 | 1:50.233 (3) | 92.16 1.512 09:40:42.763 |
| 3 - | 41.718 | 124.5 | 41.863 | 26.449 | 107.2 | 1:50.030 (2) | 92.33 1.309 09:42:32.793 |
| 4 - | 42.132 | 125.6 | 42.204 | 25.905 | 107.2 | 1:50.241 | 92.16 1.520 09:44:23.034 |
| 5 - | 41.559 | 124.0 | 41.804 | 25.358 | 107.5 | 1:48.721 (1) | 93.45 09:46:11.755 |

| P2 26 | | Dani SAEZ | | KTM - GA Competition | | | |
|---------------------------|---------------|--------------------------|---------------|----------------------|--------------|---------------------|---------------------------|
| IDEAL LAP TIME : 1:48.113 | | BEST LAP TIME : 1:48.727 | | DIFFERENCE : 0.614 | | | |
| LAP | SECTOR 1 | SECTOR 2 | SECTOR 3 | LAP TIME | MPH | DIFF | TIME OF DAY |
| 1 - | OUTLAP | 125.9 | 44.152 | 25.668 | 107.2 | | 09:39:22.526 |
| 2 - | 42.757 | 127.5 | 42.164 | 25.159 | 107.8 | 1:50.080 (3) | 92.29 1.353 09:41:12.606 |
| 3 - | 44.046 | 125.6 | 42.049 | 25.363 | 107.5 | 1:51.458 | 91.15 2.731 09:43:04.064 |
| 4 - | 41.804 | 129.0 | 41.822 | 25.101 | 107.5 | 1:48.727 (1) | 93.44 09:44:52.791 |
| 5 - | 41.792 | 125.2 | 41.220 | 25.910 | 107.5 | 1:48.922 (2) | 93.27 0.195 09:46:41.713 |

| P3 69 | | Tom BOOTH-AMOS | | Tigcraft - FAB Racing | | | |
|------------------|----------|--------------------------|----------|-----------------------|---------------------|--------------|---------------------|
| IDEAL LAP TIME : | | BEST LAP TIME : 1:50.728 | | DIFFERENCE : | | | |
| LAP | SECTOR 1 | SECTOR 2 | SECTOR 3 | LAP TIME | MPH | DIFF | TIME OF DAY |
| 1 - | | | | | | | 09:39:15.036 |
| 2 - | | | | | 1:53.755 | 89.31 | 3.027 09:41:08.791 |
| 3 - | | | | | 1:51.103 (3) | 91.44 | 0.375 09:42:59.894 |
| 4 - | | | | | 1:50.956 (2) | 91.56 | 0.228 09:44:50.850 |
| 5 - | | | | | 1:50.728 (1) | 91.75 | 09:46:41.578 |

| P4 42 | | Brian SLOOTEN | | Bakker Honda - Bakker Frame Racing | | | |
|---------------------------|---------------|--------------------------|---------------|------------------------------------|--------------|---------------------|---------------------------|
| IDEAL LAP TIME : 1:50.366 | | BEST LAP TIME : 1:50.786 | | DIFFERENCE : 0.420 | | | |
| LAP | SECTOR 1 | SECTOR 2 | SECTOR 3 | LAP TIME | MPH | DIFF | TIME OF DAY |
| 1 - | | 121.5 | 43.681 | 25.965 | 104.7 | | 09:38:53.855 |
| 2 - | 43.472 | 120.4 | 42.766 | 25.662 | 104.0 | 1:51.900 (3) | 90.79 1.114 09:40:45.755 |
| 3 - | 43.211 | 121.1 | 42.018 | 25.557 | 104.2 | 1:50.786 (1) | 91.70 09:42:36.541 |
| 4 - | 42.791 | 122.4 | 42.683 | 25.688 | 104.2 | 1:51.162 (2) | 91.39 0.376 09:44:27.703 |
| 5 - | 42.999 | 121.5 | 42.927 | 26.518 | 102.8 | 1:52.444 | 90.35 1.658 09:46:20.147 |

| P5 15 | | Eugene McMANUS | | KTM - M.V. Commercial | | | |
|---------------------------|---------------|--------------------------|---------------|-----------------------|--------------|---------------------|---------------------------|
| IDEAL LAP TIME : 1:50.517 | | BEST LAP TIME : 1:51.026 | | DIFFERENCE : 0.509 | | | |
| LAP | SECTOR 1 | SECTOR 2 | SECTOR 3 | LAP TIME | MPH | DIFF | TIME OF DAY |
| 1 - | | 126.6 | 45.200 | 26.622 | 106.5 | | 09:38:57.411 |
| 2 - | 43.714 | 127.3 | 43.723 | 26.032 | 106.5 | 1:53.469 | 89.54 2.443 09:40:50.880 |
| 3 - | 43.007 | 126.8 | 42.973 | 25.819 | 106.5 | 1:51.799 (3) | 90.87 0.773 09:42:42.679 |
| 4 - | 42.583 | 129.3 | 42.443 | 26.196 | 107.5 | 1:51.222 (2) | 91.35 0.196 09:44:33.901 |
| 5 - | 42.255 | 126.1 | 42.904 | 25.867 | 105.5 | 1:51.026 (1) | 91.51 09:46:24.927 |

| P6 2 | | Mike BROUWERS | | Husqvarna - Joma / Brouwersracingteam | | | |
|---------------------------|---------------|--------------------------|---------------|---------------------------------------|--------------|---------------------|---------------------------|
| IDEAL LAP TIME : 1:51.038 | | BEST LAP TIME : 1:51.038 | | DIFFERENCE : 0.000 | | | |
| LAP | SECTOR 1 | SECTOR 2 | SECTOR 3 | LAP TIME | MPH | DIFF | TIME OF DAY |
| 1 - | OUTLAP | 121.3 | 44.635 | 26.473 | 105.0 | | 09:38:56.899 |
| 2 - | 44.008 | 121.1 | 43.114 | 25.813 | 104.2 | 1:52.935 | 89.96 1.897 09:40:49.834 |
| 3 - | 43.217 | 121.1 | 42.848 | 26.048 | 102.1 | 1:52.113 (2) | 90.62 1.075 09:42:41.947 |
| 4 - | 43.330 | 122.2 | 42.631 | 26.179 | 104.0 | 1:52.140 (3) | 90.60 1.102 09:44:34.087 |
| 5 - | 42.789 | 120.9 | 42.498 | 25.751 | 104.5 | 1:51.038 (1) | 91.50 09:46:25.125 |

| P7 50 AGP | | Jason DUPASQUIER | | KTM - KTM Swiss Junior Team | | | |
|---------------------------|----------|--------------------------|----------|-----------------------------|-----|------|-------------|
| IDEAL LAP TIME : 1:51.267 | | BEST LAP TIME : 1:51.267 | | DIFFERENCE : 0.000 | | | |
| LAP | SECTOR 1 | SECTOR 2 | SECTOR 3 | LAP TIME | MPH | DIFF | TIME OF DAY |

Weather / Track : Bright / Dry

Assen

Circuit Length = 2.8222 miles

Start: 09:37 Flag 09:45 End: 09:47

MCRCB BULLETIN TK197

2016 MCE British Superbike Championship - Round 11

2016 HEL Performance British Motostar Moto 3 GP & ADAC NEC

WARM-UP - SECTOR ANALYSIS

SECTOR 1 = FL to I1, SECTOR 2 = I1 to I2, SECTOR 3 = I2 to FL, DIFF = Difference To Personal Best Lap, P = Crossed Finish Line in Pit Lane, D = Time Disallowed

| | | | | | | | | | |
|-----|---------------|--------------|---------------|---------------|--------------|---------------------|--------------|-------|---------------------|
| 1 - | OUTLAP | 124.2 | 45.820 | 26.281 | 106.0 | | | | 09:39:29.819 |
| 2 - | 43.403 | 126.3 | 44.425 | 26.591 | 104.0 | 1:54.419 (2) | 88.79 | 3.152 | 09:41:24.238 |
| 3 - | 45.098 | 126.6 | 42.993 | 26.397 | 106.7 | 1:54.488 (3) | 88.74 | 3.221 | 09:43:18.726 |
| 4 - | 43.159 | 124.7 | 42.435 | 25.673 | 106.7 | 1:51.267 (1) | 91.31 | | 09:45:09.993 |

| P8 52 | | Jorel BOERBOOM | | Kalex KTM - FPW Racing | | | | | |
|---------------------------|---------------|--------------------------|---------------|------------------------|--------------|---------------------|--------------|-------|---------------------|
| IDEAL LAP TIME : 1:51.489 | | BEST LAP TIME : 1:51.489 | | DIFFERENCE : 0.000 | | | | | |
| LAP | SECTOR 1 | SECTOR 2 | SECTOR 3 | LAP TIME | MPH | DIFF | TIME OF DAY | | |
| 1 - | OUTLAP | 124.2 | 50.500 | 27.525 | 105.2 | | | | 09:39:29.267 |
| 2 - | 43.704 | 126.3 | 44.316 | 26.891 | 104.5 | 1:54.911 (3) | 88.41 | 3.422 | 09:41:24.178 |
| 3 - | 44.419 | 126.3 | 43.305 | 26.166 | 103.5 | 1:53.890 (2) | 89.21 | 2.401 | 09:43:18.068 |
| 4 - | 42.929 | 124.2 | 42.993 | 25.567 | 107.5 | 1:51.489 (1) | 91.13 | | 09:45:09.557 |

| P9 44 | | Edmund BEST | | KTM - SymCirrus Motorsport | | | | | |
|---------------------------|---------------|--------------------------|---------------|----------------------------|--------------|---------------------|--------------|-------|---------------------|
| IDEAL LAP TIME : 1:51.548 | | BEST LAP TIME : 1:51.568 | | DIFFERENCE : 0.020 | | | | | |
| LAP | SECTOR 1 | SECTOR 2 | SECTOR 3 | LAP TIME | MPH | DIFF | TIME OF DAY | | |
| 1 - | | 125.9 | 44.770 | 26.659 | 106.7 | | | | 09:38:56.732 |
| 2 - | 44.061 | 124.5 | 42.914 | 26.014 | 106.0 | 1:52.989 | 89.92 | 1.421 | 09:40:49.721 |
| 3 - | 43.344 | 127.5 | 42.709 | 25.911 | 106.2 | 1:51.964 (3) | 90.74 | 0.396 | 09:42:41.685 |
| 4 - | 43.279 | 124.9 | 42.620 | 25.822 | 108.0 | 1:51.721 (2) | 90.94 | 0.153 | 09:44:33.406 |
| 5 - | 43.106 | 126.1 | 42.625 | 25.837 | 107.0 | 1:51.568 (1) | 91.06 | | 09:46:24.974 |

| P10 21 | | Richard KERR | | KTM - North West Racing | | | | | |
|---------------------------|---------------|--------------------------|---------------|-------------------------|--------------|---------------------|--------------|-------|---------------------|
| IDEAL LAP TIME : 1:51.560 | | BEST LAP TIME : 1:51.713 | | DIFFERENCE : 0.153 | | | | | |
| LAP | SECTOR 1 | SECTOR 2 | SECTOR 3 | LAP TIME | MPH | DIFF | TIME OF DAY | | |
| 1 - | | 123.1 | 44.025 | 26.962 | 105.2 | | | | 09:38:54.629 |
| 2 - | 43.451 | 122.6 | 43.084 | 26.424 | 104.7 | 1:52.959 | 89.94 | 1.246 | 09:40:47.588 |
| 3 - | 43.044 | 122.6 | 42.765 | 26.366 | 105.2 | 1:52.175 (3) | 90.57 | 0.462 | 09:42:39.763 |
| 4 - | 42.794 | 123.5 | 43.088 | 26.081 | 106.5 | 1:51.963 (2) | 90.74 | 0.250 | 09:44:31.726 |
| 5 - | 42.798 | 122.4 | 42.914 | 26.001 | 106.2 | 1:51.713 (1) | 90.94 | | 09:46:23.439 |

| P11 12 | | Edward RENDELL | | Ten Kate Honda - Banks Racing | | | | | |
|---------------------------|---------------|--------------------------|---------------|-------------------------------|--------------|---------------------|--------------|--------|---------------------|
| IDEAL LAP TIME : 1:51.820 | | BEST LAP TIME : 1:51.940 | | DIFFERENCE : 0.120 | | | | | |
| LAP | SECTOR 1 | SECTOR 2 | SECTOR 3 | LAP TIME | MPH | DIFF | TIME OF DAY | | |
| 1 - | OUTLAP | 118.3 | 44.988 | 27.028 | 101.9 | | | | 09:39:22.554 |
| 2 - | 44.046 | 120.9 | 43.416 | 26.346 | 102.6 | 1:53.808 (3) | 89.27 | 1.868 | 09:41:16.362 |
| 3 - | 43.429 | 120.2 | 42.512 | 25.999 | 103.5 | 1:51.940 (1) | 90.76 | | 09:43:08.302 |
| 4 - | 43.309 | 119.6 | 42.978 | 26.108 | 100.7 | 1:52.395 (2) | 90.39 | 0.455 | 09:45:00.697 |
| 5 - | 45.175 | 112.9 | 45.335 | IN PIT | | 2:06.698 P | 80.19 | 14.758 | 09:47:07.395 |

| P12 25 | | Thomas STRUDWICK | | Honda NSF - Case Moto3 | | | | | |
|---------------------------|---------------|--------------------------|---------------|------------------------|--------------|---------------------|--------------|-------|---------------------|
| IDEAL LAP TIME : 1:52.047 | | BEST LAP TIME : 1:52.047 | | DIFFERENCE : 0.000 | | | | | |
| LAP | SECTOR 1 | SECTOR 2 | SECTOR 3 | LAP TIME | MPH | DIFF | TIME OF DAY | | |
| 1 - | OUTLAP | 119.1 | 47.502 | 26.744 | 104.5 | | | | 09:39:31.125 |
| 2 - | 44.343 | 121.7 | 43.924 | 26.722 | 103.8 | 1:54.989 (3) | 88.35 | 2.942 | 09:41:26.114 |
| 3 - | 44.352 | 122.9 | 43.075 | 26.197 | 105.0 | 1:53.624 (2) | 89.41 | 1.577 | 09:43:19.738 |
| 4 - | 43.218 | 123.3 | 42.881 | 25.948 | 106.2 | 1:52.047 (1) | 90.67 | | 09:45:11.785 |

| P13 3 AS | | Toni ERHARD | | Honda - Kiefer Racing | | | | | |
|---------------------------|---------------|--------------------------|---------------|-----------------------|--------------|---------------------|--------------|-------|---------------------|
| IDEAL LAP TIME : 1:52.154 | | BEST LAP TIME : 1:52.154 | | DIFFERENCE : 0.000 | | | | | |
| LAP | SECTOR 1 | SECTOR 2 | SECTOR 3 | LAP TIME | MPH | DIFF | TIME OF DAY | | |
| 1 - | OUTLAP | 117.3 | 45.755 | 27.266 | 100.5 | | | | 09:39:34.813 |
| 2 - | 44.783 | 117.9 | 43.428 | 26.588 | 102.1 | 1:54.799 (3) | 88.50 | 2.645 | 09:41:29.612 |
| 3 - | 43.307 | 119.8 | 44.130 | 26.682 | 103.5 | 1:54.119 (2) | 89.03 | 1.965 | 09:43:23.731 |
| 4 - | 42.969 | 120.9 | 43.052 | 26.133 | 102.8 | 1:52.154 (1) | 90.59 | | 09:45:15.885 |

Weather / Track : Bright / Dry

Assen

Circuit Length = 2.8222 miles

Start: 09:37 Flag 09:45 End: 09:47

MCRCB BULLETIN TK197

2016 MCE British Superbike Championship - Round 11

2016 HEL Performance British Motostar Moto 3 GP & ADAC NEC

WARM-UP - SECTOR ANALYSIS

SECTOR 1 = FL to I1, SECTOR 2 = I1 to I2, SECTOR 3 = I2 to FL, DIFF = Difference To Personal Best Lap, P = Crossed Finish Line in Pit Lane, D = Time Disallowed

| P14 43 AS | | Simon JESPERSEN | | | | Honda - | | |
|---------------------------|---------------|--------------------------|---------------|--------------------|--------------|---------------------|---------------------------|--|
| IDEAL LAP TIME : 1:51.822 | | BEST LAP TIME : 1:52.364 | | DIFFERENCE : 0.542 | | | | |
| LAP | SECTOR 1 | SECTOR 2 | SECTOR 3 | LAP TIME | MPH | DIFF | TIME OF DAY | |
| 1 - | OUTLAP | 118.5 | 45.364 | 26.863 | 102.6 | | 09:39:03.688 | |
| 2 - | 43.705 | 119.1 | 43.593 | 26.323 | 100.5 | 1:53.621 (3) | 89.42 1.257 09:40:57.309 | |
| 3 - | 43.266 | 120.9 | 43.810 | 26.964 | 101.9 | 1:54.040 | 89.09 1.676 09:42:51.349 | |
| 4 - | 43.736 | 119.8 | 42.770 | 25.858 | 102.8 | 1:52.364 (1) | 90.42 09:44:43.713 | |
| 5 - | 43.194 | 118.9 | 43.521 | 25.903 | 102.3 | 1:52.618 (2) | 90.21 0.254 09:46:36.331 | |

| P15 35 | | Elliot LODGE | | | | Honda - Essential Team Racing / SP125 | | |
|---------------------------|---------------|--------------------------|---------------|--------------------|--------------|---------------------------------------|---------------------------|--|
| IDEAL LAP TIME : 1:52.380 | | BEST LAP TIME : 1:52.380 | | DIFFERENCE : 0.000 | | | | |
| LAP | SECTOR 1 | SECTOR 2 | SECTOR 3 | LAP TIME | MPH | DIFF | TIME OF DAY | |
| 1 - | OUTLAP | 122.6 | 45.306 | 28.316 | 102.3 | | 09:41:23.918 | |
| 2 - | 44.506 | 122.6 | 43.827 | 26.740 | 105.5 | 1:55.073 (2) | 88.29 2.693 09:43:18.991 | |
| 3 - | 43.221 | 125.9 | 43.138 | 26.021 | 106.0 | 1:52.380 (1) | 90.40 09:45:11.371 | |

| P16 121 AS | | Matthias MEGGLE | | | | Honda - Dynavolt Intact GP Junior Team | | |
|---------------------------|---------------|--------------------------|---------------|--------------------|--------------|--|---------------------------|--|
| IDEAL LAP TIME : 1:52.396 | | BEST LAP TIME : 1:52.415 | | DIFFERENCE : 0.019 | | | | |
| LAP | SECTOR 1 | SECTOR 2 | SECTOR 3 | LAP TIME | MPH | DIFF | TIME OF DAY | |
| 1 - | OUTLAP | 117.7 | 45.574 | 26.831 | 103.8 | | 09:39:04.065 | |
| 2 - | 43.765 | 119.8 | 43.707 | 26.503 | 103.8 | 1:53.975 | 89.14 1.560 09:40:58.040 | |
| 3 - | 43.323 | 119.1 | 43.013 | 26.079 | 104.0 | 1:52.415 (1) | 90.38 09:42:50.455 | |
| 4 - | 43.554 | 118.1 | 43.242 | 26.282 | 102.8 | 1:53.078 (3) | 89.85 0.663 09:44:43.533 | |
| 5 - | 43.304 | 116.3 | 43.481 | 26.259 | 104.5 | 1:53.044 (2) | 89.87 0.629 09:46:36.577 | |

| P17 30 | | Max COOK | | | | Repli-Cast - Repli-Cast UK Racing | | |
|---------------------------|---------------|--------------------------|---------------|--------------------|--------------|-----------------------------------|---------------------------|--|
| IDEAL LAP TIME : 1:52.245 | | BEST LAP TIME : 1:52.431 | | DIFFERENCE : 0.186 | | | | |
| LAP | SECTOR 1 | SECTOR 2 | SECTOR 3 | LAP TIME | MPH | DIFF | TIME OF DAY | |
| 1 - | OUTLAP | 119.4 | 47.716 | 26.982 | 102.8 | | 09:39:53.447 | |
| 2 - | 44.240 | 120.9 | 44.086 | 26.330 | 102.8 | 1:54.656 (3) | 88.61 2.225 09:41:48.103 | |
| 3 - | 44.124 | 121.3 | 43.427 | 26.014 | 103.3 | 1:53.565 (2) | 89.46 1.134 09:43:41.668 | |
| 4 - | 42.804 | 122.9 | 43.613 | 26.014 | 104.0 | 1:52.431 (1) | 90.36 09:45:34.099 | |

| P18 41 AS | | Kevin ORGIS | | | | Honda - Kiefer Racing | | |
|---------------------------|---------------|--------------------------|---------------|--------------------|--------------|-----------------------|---------------------------|--|
| IDEAL LAP TIME : 1:51.809 | | BEST LAP TIME : 1:52.480 | | DIFFERENCE : 0.671 | | | | |
| LAP | SECTOR 1 | SECTOR 2 | SECTOR 3 | LAP TIME | MPH | DIFF | TIME OF DAY | |
| 1 - | OUTLAP | 117.7 | 45.350 | 26.511 | 105.5 | | 09:39:32.329 | |
| 2 - | 44.030 | 120.9 | 43.295 | 26.666 | 107.8 | 1:53.991 (3) | 89.13 1.511 09:41:26.320 | |
| 3 - | 43.726 | 122.6 | 42.647 | 26.380 | 107.8 | 1:52.753 (2) | 90.10 0.273 09:43:19.073 | |
| 4 - | 43.137 | 121.7 | 43.318 | 26.025 | 107.2 | 1:52.480 (1) | 90.32 09:45:11.553 | |

| P19 98 | | Tomas de VRIES | | | | Honda - DAT Racing | | |
|---------------------------|---------------|--------------------------|---------------|--------------------|--------------|---------------------|---------------------------|--|
| IDEAL LAP TIME : 1:52.320 | | BEST LAP TIME : 1:52.517 | | DIFFERENCE : 0.197 | | | | |
| LAP | SECTOR 1 | SECTOR 2 | SECTOR 3 | LAP TIME | MPH | DIFF | TIME OF DAY | |
| 1 - | OUTLAP | 123.8 | 44.994 | 27.166 | 103.0 | | 09:38:58.163 | |
| 2 - | 44.331 | 122.2 | 43.517 | 26.285 | 103.3 | 1:54.133 | 89.02 1.616 09:40:52.296 | |
| 3 - | 43.206 | 122.2 | 43.118 | 26.193 | 104.7 | 1:52.517 (1) | 90.29 09:42:44.813 | |
| 4 - | 43.194 | 122.0 | 42.978 | 26.360 | 104.7 | 1:52.532 (2) | 90.28 0.015 09:44:37.345 | |
| 5 - | 43.559 | 120.2 | 43.327 | 26.148 | 104.2 | 1:53.034 (3) | 89.88 0.517 09:46:30.379 | |

| P20 152 AS | | Oliver KONIG | | | | Honda - | | |
|---------------------------|----------|--------------------------|---------------|--------------------|--------------|--------------|--------------------------|--|
| IDEAL LAP TIME : 1:52.565 | | BEST LAP TIME : 1:52.639 | | DIFFERENCE : 0.074 | | | | |
| LAP | SECTOR 1 | SECTOR 2 | SECTOR 3 | LAP TIME | MPH | DIFF | TIME OF DAY | |
| 1 - | OUTLAP | 116.7 | 46.464 | 26.657 | 105.5 | | 09:39:05.702 | |
| 2 - | 45.109 | 122.0 | 44.472 | 26.256 | 104.5 | 1:55.837 | 87.71 3.198 09:41:01.539 | |
| 3 - | 43.946 | 118.7 | 43.189 | 26.122 | 105.2 | 1:53.257 (3) | 89.70 0.618 09:42:54.796 | |
| 4 - | 43.508 | 119.1 | 43.254 | 26.241 | 104.2 | 1:53.003 (2) | 89.91 0.364 09:44:47.799 | |

Assen

Circuit Length = 2.8222 miles

Start: 09:37 Flag 09:45 End: 09:47

Weather / Track : Bright / Dry

MCRCB BULLETIN TK197

2016 MCE British Superbike Championship - Round 11

2016 HEL Performance British Motostar Moto 3 GP & ADAC NEC

WARM-UP - SECTOR ANALYSIS

SECTOR 1 = FL to I1, SECTOR 2 = I1 to I2, SECTOR 3 = I2 to FL, DIFF = Difference To Personal Best Lap, P = Crossed Finish Line in Pit Lane, D = Time Disallowed

5 - **43.405** 118.5 43.263 **25.971** 103.8 **1:52.639 (1)** **90.20** **09:46:40.438**

| P21 22 | | Tasia RODINK | | Honda - GA Competition | | | | |
|---------------------------|---------------|--------------------------|---------------|------------------------|--------------|---------------------|----------------------------------|--|
| IDEAL LAP TIME : 1:52.774 | | BEST LAP TIME : 1:52.774 | | DIFFERENCE : 0.000 | | | | |
| LAP | SECTOR 1 | SECTOR 2 | SECTOR 3 | LAP TIME | MPH | DIFF | TIME OF DAY | |
| 1 - | OUTLAP | 114.1 | 45.853 | 26.850 | 101.6 | | 09:40:06.808 | |
| 2 - | 44.380 | 117.3 | 43.533 | 26.473 | 103.0 | 1:54.386 (2) | 88.82 1.612 09:42:01.194 | |
| 3 - | 43.683 | 118.9 | 42.792 | 26.299 | 102.1 | 1:52.774 (1) | 90.09 09:43:53.968 | |
| 4 - | 45.424 | 120.4 | 44.164 | 26.575 | 103.0 | 1:56.163 (3) | 87.46 3.389 09:45:50.131 | |

| P22 45 AS | | Leon ORGIS | | Honda - Kiefer Racing | | | | |
|---------------------------|---------------|--------------------------|---------------|-----------------------|--------------|---------------------|----------------------------------|--|
| IDEAL LAP TIME : 1:52.449 | | BEST LAP TIME : 1:52.776 | | DIFFERENCE : 0.327 | | | | |
| LAP | SECTOR 1 | SECTOR 2 | SECTOR 3 | LAP TIME | MPH | DIFF | TIME OF DAY | |
| 1 - | OUTLAP | 116.9 | 45.623 | 26.548 | 104.2 | | 09:39:30.217 | |
| 2 - | 44.182 | 118.5 | 43.803 | 26.332 | 105.5 | 1:54.317 (2) | 88.87 1.541 09:41:24.534 | |
| 3 - | 45.575 | 119.4 | 42.678 | 26.521 | 105.0 | 1:54.774 (3) | 88.52 1.998 09:43:19.308 | |
| 4 - | 44.509 | 117.9 | 42.472 | 25.795 | 105.7 | 1:52.776 (1) | 90.09 09:45:12.084 | |

| P23 36 AS | | Sander KROEZE | | Honda - Ernst Dubbink Eveno Racing | | | | |
|---------------------------|---------------|--------------------------|---------------|------------------------------------|--------------|---------------------|----------------------------------|--|
| IDEAL LAP TIME : 1:52.801 | | BEST LAP TIME : 1:52.801 | | DIFFERENCE : 0.000 | | | | |
| LAP | SECTOR 1 | SECTOR 2 | SECTOR 3 | LAP TIME | MPH | DIFF | TIME OF DAY | |
| 1 - | OUTLAP | 115.3 | 46.933 | 27.156 | 101.4 | | 09:39:24.593 | |
| 2 - | 45.539 | 119.8 | 44.919 | 28.402 | 99.8 | 1:58.860 (3) | 85.48 6.059 09:41:23.453 | |
| 3 - | 44.226 | 118.7 | 43.898 | 26.803 | 102.6 | 1:54.927 (2) | 88.40 2.126 09:43:18.380 | |
| 4 - | 43.673 | 119.6 | 43.226 | 25.902 | 103.8 | 1:52.801 (1) | 90.07 09:45:11.181 | |

| P24 24 | | Shane FABER | | Honda NSF - Shane Faber Racing | | | | |
|---------------------------|---------------|--------------------------|---------------|--------------------------------|--------------|---------------------|----------------------------------|--|
| IDEAL LAP TIME : 1:52.851 | | BEST LAP TIME : 1:52.851 | | DIFFERENCE : 0.000 | | | | |
| LAP | SECTOR 1 | SECTOR 2 | SECTOR 3 | LAP TIME | MPH | DIFF | TIME OF DAY | |
| 1 - | | 119.4 | 46.096 | 27.213 | 102.1 | | 09:39:00.101 | |
| 2 - | 44.547 | 119.1 | 43.574 | 26.860 | 100.7 | 1:54.981 | 88.36 2.130 09:40:55.082 | |
| 3 - | 44.171 | 118.5 | 43.771 | 26.749 | 102.6 | 1:54.691 (3) | 88.58 1.840 09:42:49.773 | |
| 4 - | 44.540 | 120.4 | 43.446 | 26.429 | 103.0 | 1:54.415 (2) | 88.80 1.564 09:44:44.188 | |
| 5 - | 43.477 | 119.4 | 43.344 | 26.030 | 103.3 | 1:52.851 (1) | 90.03 09:46:37.039 | |

| P25 37 AS | | Rick DUNNIK | | Honda - HD Racing | | | | |
|---------------------------|---------------|--------------------------|---------------|--------------------|--------------|---------------------|----------------------------------|--|
| IDEAL LAP TIME : 1:52.284 | | BEST LAP TIME : 1:52.899 | | DIFFERENCE : 0.615 | | | | |
| LAP | SECTOR 1 | SECTOR 2 | SECTOR 3 | LAP TIME | MPH | DIFF | TIME OF DAY | |
| 1 - | OUTLAP | 118.9 | 46.806 | 27.167 | 101.9 | | 09:39:06.737 | |
| 2 - | 44.348 | 123.3 | 44.384 | 26.627 | 103.0 | 1:55.359 | 88.07 2.460 09:41:02.096 | |
| 3 - | 43.518 | 123.3 | 43.148 | 26.233 | 104.0 | 1:52.899 (1) | 89.99 09:42:54.995 | |
| 4 - | 44.203 | 122.4 | 42.729 | 26.285 | 104.0 | 1:53.217 (3) | 89.74 0.318 09:44:48.212 | |
| 5 - | 43.322 | 122.0 | 43.269 | 26.391 | 102.8 | 1:52.982 (2) | 89.92 0.083 09:46:41.194 | |

| P26 19 AS | | Sasha de VITS | | Honda - DV1 RacingTeam | | | | |
|---------------------------|---------------|--------------------------|---------------|------------------------|--------------|---------------------|----------------------------------|--|
| IDEAL LAP TIME : 1:52.642 | | BEST LAP TIME : 1:52.911 | | DIFFERENCE : 0.269 | | | | |
| LAP | SECTOR 1 | SECTOR 2 | SECTOR 3 | LAP TIME | MPH | DIFF | TIME OF DAY | |
| 1 - | OUTLAP | 119.8 | 46.701 | 28.831 | 103.5 | | 09:39:14.493 | |
| 2 - | 44.409 | 119.1 | 44.387 | 26.017 | 105.2 | 1:54.813 | 88.49 1.902 09:41:09.306 | |
| 3 - | 43.544 | 121.5 | 43.841 | 26.032 | 104.2 | 1:53.417 (3) | 89.58 0.506 09:43:02.723 | |
| 4 - | 43.273 | 123.8 | 43.568 | 26.070 | 105.7 | 1:52.911 (1) | 89.98 09:44:55.634 | |
| 5 - | 43.550 | 120.2 | 43.352 | 26.036 | 104.0 | 1:52.938 (2) | 89.96 0.027 09:46:48.572 | |

| P27 4 AS | | Dirk GEIGER | | Honda - Kiefer Racing | | | | |
|---------------------------|----------|--------------------------|----------|-----------------------|-------|------|--------------|--|
| IDEAL LAP TIME : 1:52.678 | | BEST LAP TIME : 1:53.198 | | DIFFERENCE : 0.520 | | | | |
| LAP | SECTOR 1 | SECTOR 2 | SECTOR 3 | LAP TIME | MPH | DIFF | TIME OF DAY | |
| 1 - | OUTLAP | 118.3 | 46.416 | 26.244 | 103.3 | | 09:39:30.722 | |

Weather / Track : Bright / Dry

Assen

Circuit Length = 2.8222 miles

Start: 09:37 Flag 09:45 End: 09:47

MCRCB BULLETIN TK197

2016 MCE British Superbike Championship - Round 11

2016 HEL Performance British Motostar Moto 3 GP & ADAC NEC

WARM-UP - SECTOR ANALYSIS

SECTOR 1 = FL to I1, SECTOR 2 = I1 to I2, SECTOR 3 = I2 to FL, DIFF = Difference To Personal Best Lap, P = Crossed Finish Line in Pit Lane, D = Time Disallowed

| | | | | | | | | | |
|-----|---------------|--------------|---------------|---------------|--------------|---------------------|--------------|-------|---------------------|
| 2 - | 43.749 | 122.2 | 43.811 | 26.077 | 103.8 | 1:53.637 (2) | 89.40 | 0.439 | 09:41:24.359 |
| 3 - | 44.639 | 122.2 | 43.036 | 26.501 | 103.5 | 1:54.176 (3) | 88.98 | 0.978 | 09:43:18.535 |
| 4 - | 43.565 | 117.3 | 43.533 | 26.100 | 104.5 | 1:53.198 (1) | 89.75 | | 09:45:11.733 |

| P28 | 72 | Cameron HORSMAN | | | Honda NSF - FAB-Racing | | | | |
|---------------------------|---------------|--------------------------|---------------|---------------|------------------------|---------------------|--------------|-------|---------------------|
| IDEAL LAP TIME : 1:53.236 | | BEST LAP TIME : 1:53.236 | | | DIFFERENCE : 0.000 | | | | |
| LAP | SECTOR 1 | SECTOR 2 | SECTOR 3 | LAP TIME | MPH | DIFF | TIME OF DAY | | |
| 1 - | OUTLAP | 116.3 | 45.178 | 27.060 | 100.5 | | 09:41:21.742 | | |
| 2 - | 44.022 | 116.7 | 43.424 | 26.405 | 101.6 | 1:53.851 (2) | 89.24 | 0.615 | 09:43:15.593 |
| 3 - | 43.683 | 116.7 | 43.199 | 26.354 | 101.2 | 1:53.236 (1) | 89.72 | | 09:45:08.829 |

| P29 | 49 AS | Philipp FREITAG | | | Honda - FKoch Rennsport & Hannes Allwardt | | | | |
|---------------------------|---------------|--------------------------|---------------|---------------|---|---------------------|--------------|-------|---------------------|
| IDEAL LAP TIME : 1:52.806 | | BEST LAP TIME : 1:53.327 | | | DIFFERENCE : 0.521 | | | | |
| LAP | SECTOR 1 | SECTOR 2 | SECTOR 3 | LAP TIME | MPH | DIFF | TIME OF DAY | | |
| 1 - | OUTLAP | 116.9 | 46.629 | 26.735 | 104.2 | | 09:39:05.984 | | |
| 2 - | 44.227 | 119.8 | 44.167 | 26.284 | 103.5 | 1:54.678 | 88.59 | 1.351 | 09:41:00.662 |
| 3 - | 43.972 | 120.2 | 43.534 | 26.445 | 102.6 | 1:53.951 (2) | 89.16 | 0.624 | 09:42:54.613 |
| 4 - | 44.196 | 121.5 | 43.052 | 26.079 | 104.0 | 1:53.327 (1) | 89.65 | | 09:44:47.940 |
| 5 - | 43.675 | 122.6 | 43.244 | 27.533 | 101.2 | 1:54.452 (3) | 88.77 | 1.125 | 09:46:42.392 |

| P30 | 64 | Asher DURHAM | | | Honda NSF - Cresswell Racing | | | | |
|---------------------------|---------------|--------------------------|---------------|---------------|------------------------------|---------------------|--------------|-------|---------------------|
| IDEAL LAP TIME : 1:53.196 | | BEST LAP TIME : 1:53.532 | | | DIFFERENCE : 0.336 | | | | |
| LAP | SECTOR 1 | SECTOR 2 | SECTOR 3 | LAP TIME | MPH | DIFF | TIME OF DAY | | |
| 1 - | OUTLAP | 112.4 | 45.727 | 27.759 | 97.6 | | 09:40:27.377 | | |
| 2 - | 45.419 | 117.1 | 43.552 | 26.710 | 102.1 | 1:55.681 (3) | 87.82 | 2.149 | 09:42:23.058 |
| 3 - | 44.494 | 118.5 | 43.150 | 26.392 | 102.3 | 1:54.036 (2) | 89.09 | 0.504 | 09:44:17.094 |
| 4 - | 43.758 | 117.5 | 43.486 | 26.288 | 102.3 | 1:53.532 (1) | 89.49 | | 09:46:10.626 |

| P31 | 79 | Storm STACEY | | | Honda NSF - Repli-Cast UK Racing | | | | |
|---------------------------|---------------|--------------------------|---------------|---------------|----------------------------------|---------------------|--------------|-------|---------------------|
| IDEAL LAP TIME : 1:54.607 | | BEST LAP TIME : 1:54.607 | | | DIFFERENCE : 0.000 | | | | |
| LAP | SECTOR 1 | SECTOR 2 | SECTOR 3 | LAP TIME | MPH | DIFF | TIME OF DAY | | |
| 1 - | OUTLAP | 119.4 | 48.667 | 28.738 | 101.9 | | 09:39:14.321 | | |
| 2 - | 45.598 | 121.5 | 44.452 | 27.065 | 102.8 | 1:57.115 (3) | 86.75 | 2.508 | 09:41:11.436 |
| 3 - | 45.223 | 119.6 | 44.085 | 27.167 | 103.3 | 1:56.475 (2) | 87.23 | 1.868 | 09:43:07.911 |
| 4 - | 44.299 | 120.4 | 43.707 | 26.601 | 103.8 | 1:54.607 (1) | 88.65 | | 09:45:02.518 |

| P32 | 11 AS | Lotte UHRE | | | Honda - | | | | |
|---------------------------|---------------|--------------------------|---------------|---------------|--------------------|---------------------|--------------|-------|---------------------|
| IDEAL LAP TIME : 1:54.461 | | BEST LAP TIME : 1:54.713 | | | DIFFERENCE : 0.252 | | | | |
| LAP | SECTOR 1 | SECTOR 2 | SECTOR 3 | LAP TIME | MPH | DIFF | TIME OF DAY | | |
| 1 - | OUTLAP | 105.0 | 48.222 | 28.549 | 99.1 | | 09:41:03.224 | | |
| 2 - | 45.509 | 115.9 | 44.571 | 27.068 | 100.7 | 1:57.148 (3) | 86.72 | 2.435 | 09:43:00.372 |
| 3 - | 44.367 | 116.7 | 44.026 | 26.479 | 101.4 | 1:54.872 (2) | 88.44 | 0.159 | 09:44:55.244 |
| 4 - | 44.619 | 116.1 | 43.825 | 26.269 | 100.9 | 1:54.713 (1) | 88.57 | | 09:46:49.957 |

| P33 | 6 | Lukas KARLSSON | | | Honda - Nordgren Racing | | | | |
|---------------------------|---------------|--------------------------|---------------|---------------|-------------------------|---------------------|--------------|-------|---------------------|
| IDEAL LAP TIME : 1:54.538 | | BEST LAP TIME : 1:54.731 | | | DIFFERENCE : 0.193 | | | | |
| LAP | SECTOR 1 | SECTOR 2 | SECTOR 3 | LAP TIME | MPH | DIFF | TIME OF DAY | | |
| 1 - | OUTLAP | 116.5 | 48.832 | 29.362 | 100.9 | | 09:39:14.840 | | |
| 2 - | 46.354 | 117.3 | 44.826 | 27.163 | 100.5 | 1:58.343 (3) | 85.85 | 3.612 | 09:41:13.183 |
| 3 - | 44.839 | 116.7 | 43.657 | 26.892 | 102.6 | 1:55.388 (2) | 88.05 | 0.657 | 09:43:08.571 |
| 4 - | 44.244 | 118.3 | 43.850 | 26.637 | 101.6 | 1:54.731 (1) | 88.55 | | 09:45:03.302 |

| P34 | 54 | Sam BURMAN | | | KTM - TeamWNT / Burman Racing | | | | |
|---------------------------|-----------|--------------------------|----------|----------|-------------------------------|----------|--------------|-------|--------------|
| IDEAL LAP TIME : 1:54.771 | | BEST LAP TIME : 1:54.771 | | | DIFFERENCE : 0.000 | | | | |
| LAP | SECTOR 1 | SECTOR 2 | SECTOR 3 | LAP TIME | MPH | DIFF | TIME OF DAY | | |
| 1 - | | 125.6 | 45.827 | 27.359 | 106.0 | | 09:38:58.000 | | |
| 2 - | 44.698 | 127.5 | 45.089 | 26.955 | 106.7 | 1:56.742 | 87.03 | 1.971 | 09:40:54.742 |

Weather / Track : Bright / Dry

Assen

Circuit Length = 2.8222 miles

Start: 09:37 Flag 09:45 End: 09:47

MCRCB BULLETIN TK197

2016 MCE British Superbike Championship - Round 11

2016 HEL Performance British Motostar Moto 3 GP & ADAC NEC

WARM-UP - SECTOR ANALYSIS

SECTOR 1 = FL to I1, SECTOR 2 = I1 to I2, SECTOR 3 = I2 to FL, DIFF = Difference To Personal Best Lap, P = Crossed Finish Line in Pit Lane, D = Time Disallowed

| | | | | | | | | | |
|-----|---------------|-------|---------------|---------------|--------------|---------------------|--------------|-------|---------------------|
| 3 - | 44.663 | 125.2 | 44.778 | 26.937 | 107.5 | 1:56.378 (2) | 87.30 | 1.607 | 09:42:51.120 |
| 4 - | 43.931 | 126.1 | 44.384 | 26.456 | 107.2 | 1:54.771 (1) | 88.52 | | 09:44:45.891 |
| 5 - | 44.006 | 125.2 | 44.710 | 27.756 | 105.2 | 1:56.472 (3) | 87.23 | 1.701 | 09:46:42.363 |

| P35 | 13 | AGP | Maximilian KOFLER | KTM - MSV Schwanenstadt | | | | | | |
|---------------------------|---------------|--------------------------|--------------------------|-------------------------|--------------|---------------------|--------------|-------|------|---------------------|
| IDEAL LAP TIME : 1:55.184 | | BEST LAP TIME : 1:55.339 | | DIFFERENCE : 0.155 | | | | | | |
| LAP | SECTOR 1 | | SECTOR 2 | | SECTOR 3 | | LAP TIME | MPH | DIFF | TIME OF DAY |
| 1 - | OUTLAP | 122.9 | 48.189 | 31.142 | 101.6 | | | | | 09:39:14.334 |
| 2 - | 46.192 | 124.5 | 44.720 | 26.961 | 103.3 | 1:57.873 (3) | 86.19 | 2.534 | | 09:41:12.207 |
| 3 - | 44.496 | 118.9 | 44.531 | 27.024 | 103.5 | 1:56.051 (2) | 87.54 | 0.712 | | 09:43:08.258 |
| 4 - | 44.651 | 126.1 | 44.071 | 26.617 | 104.2 | 1:55.339 (1) | 88.08 | | | 09:45:03.597 |

| P36 | 122 | AS | Marie MENDE | Honda - MM-Racing | | | | | | |
|---------------------------|---------------|--------------------------|--------------------|--------------------|--------------|---------------------|--------------|-------|------|---------------------|
| IDEAL LAP TIME : 1:55.751 | | BEST LAP TIME : 1:55.751 | | DIFFERENCE : 0.000 | | | | | | |
| LAP | SECTOR 1 | | SECTOR 2 | | SECTOR 3 | | LAP TIME | MPH | DIFF | TIME OF DAY |
| 1 - | OUTLAP | 113.5 | 46.970 | 27.347 | 101.6 | | | | | 09:39:07.170 |
| 2 - | 45.346 | 116.9 | 44.336 | 27.276 | 102.6 | 1:56.958 | 86.87 | 1.207 | | 09:41:04.128 |
| 3 - | 45.191 | 119.1 | 44.695 | 27.062 | 102.3 | 1:56.948 (3) | 86.87 | 1.197 | | 09:43:01.076 |
| 4 - | 44.535 | 120.9 | 44.285 | 26.931 | 102.8 | 1:55.751 (1) | 87.77 | | | 09:44:56.827 |
| 5 - | 44.834 | 117.5 | 44.820 | 27.053 | 101.4 | 1:56.707 (2) | 87.05 | 0.956 | | 09:46:53.534 |

| P37 | 9 | OGP | Ruben DOORAKKERS | Honda - | | | | | | |
|---------------------------|---------------|--------------------------|-------------------------|--------------------|--------------|---------------------|--------------|-------|------|---------------------|
| IDEAL LAP TIME : 1:55.157 | | BEST LAP TIME : 1:55.817 | | DIFFERENCE : 0.660 | | | | | | |
| LAP | SECTOR 1 | | SECTOR 2 | | SECTOR 3 | | LAP TIME | MPH | DIFF | TIME OF DAY |
| 1 - | OUTLAP | 117.5 | 47.088 | 27.256 | 103.3 | | | | | 09:39:29.737 |
| 2 - | 45.283 | 122.0 | 44.279 | 26.961 | 104.2 | 1:56.523 (3) | 87.19 | 0.706 | | 09:41:26.260 |
| 3 - | 44.841 | 123.8 | 44.480 | 26.496 | 103.8 | 1:55.817 (1) | 87.72 | | | 09:43:22.077 |
| 4 - | 44.382 | 120.9 | 44.286 | 27.414 | 100.7 | 1:56.082 (2) | 87.52 | 0.265 | | 09:45:18.159 |

| P38 | 33 | | Miguel CORREIA-LOURENCO | Kalex KTM - Racing Team Noord NL | | | | | | |
|---------------------------|---------------|--------------------------|--------------------------------|----------------------------------|--------------|---------------------|--------------|-------|------|---------------------|
| IDEAL LAP TIME : 1:55.794 | | BEST LAP TIME : 1:55.871 | | DIFFERENCE : 0.077 | | | | | | |
| LAP | SECTOR 1 | | SECTOR 2 | | SECTOR 3 | | LAP TIME | MPH | DIFF | TIME OF DAY |
| 1 - | OUTLAP | 113.9 | 47.081 | 27.214 | 100.5 | | | | | 09:39:04.817 |
| 2 - | 45.893 | 116.3 | 46.007 | 27.085 | 101.2 | 1:58.985 | 85.39 | 3.114 | | 09:41:03.802 |
| 3 - | 45.257 | 116.7 | 44.502 | 27.188 | 100.3 | 1:56.947 (3) | 86.87 | 1.076 | | 09:43:00.749 |
| 4 - | 44.743 | 117.3 | 44.114 | 27.014 | 100.9 | 1:55.871 (1) | 87.68 | | | 09:44:56.620 |
| 5 - | 44.769 | 114.3 | 44.588 | 26.937 | 100.3 | 1:56.294 (2) | 87.36 | 0.423 | | 09:46:52.914 |

| P39 | 5 | | William SVARD | Honda - Nordgren Racing | | | | | | |
|---------------------------|---------------|--------------------------|----------------------|-------------------------|--------------|---------------------|--------------|-------|------|---------------------|
| IDEAL LAP TIME : 1:55.935 | | BEST LAP TIME : 1:55.935 | | DIFFERENCE : 0.000 | | | | | | |
| LAP | SECTOR 1 | | SECTOR 2 | | SECTOR 3 | | LAP TIME | MPH | DIFF | TIME OF DAY |
| 1 - | OUTLAP | 117.5 | 47.521 | 27.942 | 102.3 | | | | | 09:39:27.275 |
| 2 - | 45.670 | 118.1 | 45.582 | 32.691 | 100.5 | 2:03.943 (3) | 81.97 | 8.008 | | 09:41:31.218 |
| 3 - | 45.213 | 117.3 | 44.853 | 26.847 | 101.6 | 1:56.913 (2) | 86.90 | 0.978 | | 09:43:28.131 |
| 4 - | 44.672 | 118.7 | 44.648 | 26.615 | 101.6 | 1:55.935 (1) | 87.63 | | | 09:45:24.066 |

| P40 | 3 | | Mark CLAYTON | Honda NSF - SP125 | | | | | | |
|---------------------------|---------------|--------------------------|---------------------|--------------------|--------------|---------------------|--------------|-------|------|---------------------|
| IDEAL LAP TIME : 1:55.392 | | BEST LAP TIME : 1:55.944 | | DIFFERENCE : 0.552 | | | | | | |
| LAP | SECTOR 1 | | SECTOR 2 | | SECTOR 3 | | LAP TIME | MPH | DIFF | TIME OF DAY |
| 1 - | OUTLAP | 95.0 | 49.556 | 27.353 | 100.7 | | | | | 09:41:17.158 |
| 2 - | 44.720 | 117.9 | 44.354 | 27.064 | 100.9 | 1:56.138 (2) | 87.48 | 0.194 | | 09:43:13.296 |
| 3 - | 43.974 | 119.6 | 44.724 | 27.246 | 99.4 | 1:55.944 (1) | 87.62 | | | 09:45:09.240 |

| P41 | 66 | | Cameron FRASER | Kalex KTM - FPW Racing | | | | | | |
|---------------------------|-----------|--------------------------|-----------------------|------------------------|----------|--|----------|-----|------|--------------|
| IDEAL LAP TIME : 1:55.760 | | BEST LAP TIME : 1:56.226 | | DIFFERENCE : 0.466 | | | | | | |
| LAP | SECTOR 1 | | SECTOR 2 | | SECTOR 3 | | LAP TIME | MPH | DIFF | TIME OF DAY |
| 1 - | OUTLAP | 118.1 | 48.978 | 28.152 | 102.8 | | | | | 09:40:28.061 |

Weather / Track : Bright / Dry

Assen

Circuit Length = 2.8222 miles

Start: 09:37 Flag 09:45 End: 09:47

MCRCB BULLETIN TK197

2016 MCE British Superbike Championship - Round 11

2016 HEL Performance British Motostar Moto 3 GP & ADAC NEC

WARM-UP - SECTOR ANALYSIS

SECTOR 1 = FL to I1, SECTOR 2 = I1 to I2, SECTOR 3 = I2 to FL, DIFF = Difference To Personal Best Lap, P = Crossed Finish Line in Pit Lane, D = Time Disallowed

| | | | | | | | | | |
|-----|---------------|--------------|---------------|---------------|--------------|---------------------|--------------|-------|---------------------|
| 2 - | 46.111 | 122.2 | 45.386 | 27.839 | 105.2 | 1:59.336 (3) | 85.13 | 3.110 | 09:42:27.397 |
| 3 - | 44.925 | 122.0 | 44.510 | 26.911 | 103.8 | 1:56.346 (2) | 87.32 | 0.120 | 09:44:23.743 |
| 4 - | 44.339 | 120.9 | 44.969 | 26.918 | 104.7 | 1:56.226 (1) | 87.41 | | 09:46:19.969 |

| P42 | 23 | Sam LLEWELLYN | | | Honda - Mammoth Motorsport | | | | |
|---------------------------|---------------|--------------------------|---------------|---------------|----------------------------|---------------------|--------------|-------|---------------------|
| IDEAL LAP TIME : 1:56.331 | | BEST LAP TIME : 1:56.331 | | | DIFFERENCE : 0.000 | | | | |
| LAP | SECTOR 1 | SECTOR 2 | SECTOR 3 | LAP TIME | MPH | DIFF | TIME OF DAY | | |
| 1 - | OUTLAP | 111.2 | 48.652 | 28.220 | 101.6 | | 09:41:39.773 | | |
| 2 - | 45.366 | 117.9 | 46.217 | 27.619 | 102.8 | 1:59.202 (2) | 85.23 | 2.871 | 09:43:38.975 |
| 3 - | 44.749 | 119.1 | 44.782 | 26.800 | 102.1 | 1:56.331 (1) | 87.33 | | 09:45:35.306 |

| P43 | 49 | James ALDERSON | | | Honda NSF - Young Riders Fund | | | | |
|---------------------------|---------------|--------------------------|---------------|---------------|-------------------------------|---------------------|--------------|-------|---------------------|
| IDEAL LAP TIME : 1:56.303 | | BEST LAP TIME : 1:56.395 | | | DIFFERENCE : 0.092 | | | | |
| LAP | SECTOR 1 | SECTOR 2 | SECTOR 3 | LAP TIME | MPH | DIFF | TIME OF DAY | | |
| 1 - | OUTLAP | 110.7 | 50.118 | 28.317 | 98.1 | | 09:39:55.636 | | |
| 2 - | 46.622 | 114.5 | 44.949 | 27.507 | 99.1 | 1:59.078 (3) | 85.32 | 2.683 | 09:41:54.714 |
| 3 - | 45.451 | 116.1 | 44.147 | 27.029 | 99.4 | 1:56.627 (2) | 87.11 | 0.232 | 09:43:51.341 |
| 4 - | 45.127 | 114.9 | 44.164 | 27.104 | 99.1 | 1:56.395 (1) | 87.29 | | 09:45:47.736 |

| P44 | 48 | Ewan POTTER | | | Honda - | | | | |
|---------------------------|---------------|--------------------------|---------------|---------------|--------------------|---------------------|--------------|-------|---------------------|
| IDEAL LAP TIME : 1:55.896 | | BEST LAP TIME : 1:56.444 | | | DIFFERENCE : 0.548 | | | | |
| LAP | SECTOR 1 | SECTOR 2 | SECTOR 3 | LAP TIME | MPH | DIFF | TIME OF DAY | | |
| 1 - | OUTLAP | 112.5 | 47.965 | 29.510 | 100.0 | | 09:40:27.789 | | |
| 2 - | 46.079 | 115.9 | 45.520 | 27.822 | 101.6 | 1:59.421 (3) | 85.07 | 2.977 | 09:42:27.210 |
| 3 - | 45.604 | 117.5 | 44.541 | 26.969 | 103.8 | 1:57.114 (2) | 86.75 | 0.670 | 09:44:24.324 |
| 4 - | 44.386 | 117.5 | 44.802 | 27.256 | 101.6 | 1:56.444 (1) | 87.25 | | 09:46:20.768 |

| P45 | 99 | Stephen CAMPBELL | | | Honda - Campbell Racing | | | | |
|---------------------------|---------------|--------------------------|---------------|---------------|-------------------------|---------------------|--------------|-------|---------------------|
| IDEAL LAP TIME : 1:56.462 | | BEST LAP TIME : 1:56.554 | | | DIFFERENCE : 0.092 | | | | |
| LAP | SECTOR 1 | SECTOR 2 | SECTOR 3 | LAP TIME | MPH | DIFF | TIME OF DAY | | |
| 1 - | OUTLAP | 117.1 | 48.326 | 27.997 | 99.4 | | 09:39:55.798 | | |
| 2 - | 45.867 | 117.3 | 45.332 | 27.181 | 101.2 | 1:58.380 (3) | 85.82 | 1.826 | 09:41:54.178 |
| 3 - | 44.801 | 117.7 | 44.788 | 26.965 | 101.2 | 1:56.554 (1) | 87.17 | | 09:43:50.732 |
| 4 - | 45.037 | 117.7 | 44.708 | 26.953 | 98.7 | 1:56.698 (2) | 87.06 | 0.144 | 09:45:47.430 |

| P46 | 19 | Victor RODRIGUEZ | | | Honda NSF - GA Competition | | | | |
|---------------------------|---------------|--------------------------|---------------|---------------|----------------------------|---------------------|--------------|-------|---------------------|
| IDEAL LAP TIME : 1:57.520 | | BEST LAP TIME : 1:57.520 | | | DIFFERENCE : 0.000 | | | | |
| LAP | SECTOR 1 | SECTOR 2 | SECTOR 3 | LAP TIME | MPH | DIFF | TIME OF DAY | | |
| 1 - | OUTLAP | 102.1 | 1:04.727 | 31.785 | 97.2 | | 09:42:30.131 | | |
| 2 - | 50.769 | 119.4 | 46.773 | 27.433 | 101.4 | 2:04.975 (2) | 81.29 | 7.455 | 09:44:35.106 |
| 3 - | 45.899 | 119.8 | 44.766 | 26.855 | 101.4 | 1:57.520 (1) | 86.45 | | 09:46:32.626 |

| P47 | 25 AGP | Johanna INNERFORS | | | Honda - | | | | |
|---------------------------|---------------|--------------------------|---------------|---------------|--------------------|---------------------|--------------|-------|---------------------|
| IDEAL LAP TIME : 1:58.573 | | BEST LAP TIME : 1:58.662 | | | DIFFERENCE : 0.089 | | | | |
| LAP | SECTOR 1 | SECTOR 2 | SECTOR 3 | LAP TIME | MPH | DIFF | TIME OF DAY | | |
| 1 - | OUTLAP | 112.7 | 48.137 | 28.916 | 101.9 | | 09:39:21.282 | | |
| 2 - | 46.725 | 118.3 | 46.922 | 29.154 | 103.5 | 2:02.801 (3) | 82.73 | 4.139 | 09:41:24.083 |
| 3 - | 47.369 | 121.1 | 45.490 | 27.678 | 103.0 | 2:00.537 (2) | 84.29 | 1.875 | 09:43:24.620 |
| 4 - | 45.715 | 117.5 | 45.579 | 27.368 | 102.6 | 1:58.662 (1) | 85.62 | | 09:45:23.282 |

| P48 | 91 AS | Patrick ECKERT | | | Honda - | | | | |
|---------------------------|--------------|--------------------------|---------------|---------------|--------------------|---------------------|--------------|-------|---------------------|
| IDEAL LAP TIME : 1:58.658 | | BEST LAP TIME : 1:59.168 | | | DIFFERENCE : 0.510 | | | | |
| LAP | SECTOR 1 | SECTOR 2 | SECTOR 3 | LAP TIME | MPH | DIFF | TIME OF DAY | | |
| 1 - | OUTLAP | 115.9 | 47.366 | 28.637 | 98.1 | | 09:39:43.698 | | |
| 2 - | 47.944 | 115.1 | 46.446 | 28.343 | 96.8 | 2:02.733 (2) | 82.78 | 3.565 | 09:41:46.431 |
| 3 - | 46.142 | 115.3 | 45.384 | 27.642 | 100.5 | 1:59.168 (1) | 85.25 | | 09:43:45.599 |

Weather / Track : Bright / Dry

Assen

Circuit Length = 2.8222 miles

Start: 09:37 Flag 09:45 End: 09:47

MCRCB BULLETIN TK197

2016 MCE British Superbike Championship - Round 11

2016 HEL Performance British Motostar Moto 3 GP & ADAC NEC

WARM-UP - SECTOR ANALYSIS

SECTOR 1 = FL to I1, SECTOR 2 = I1 to I2, SECTOR 3 = I2 to FL, DIFF = Difference To Personal Best Lap, P = Crossed Finish Line in Pit Lane, D = Time Disallowed

| P49 17 AS Anna ADBRING | | Honda - KOAN Event Racing | | | | | |
|---------------------------|---------------|---------------------------|---------------|--------------------|-------------|---------------------|--------------|
| IDEAL LAP TIME : 1:59.289 | | BEST LAP TIME : 1:59.463 | | DIFFERENCE : 0.174 | | | |
| LAP | SECTOR 1 | SECTOR 2 | SECTOR 3 | LAP TIME | MPH | DIFF | TIME OF DAY |
| 1 - | OUTLAP | 108.5 | 51.621 | 29.798 | 97.4 | | 09:39:51.968 |
| 2 - | 47.397 | 115.9 | 46.521 | 28.157 | 98.5 | 2.612 | 09:41:54.043 |
| 3 - | 45.732 | 119.6 | 45.400 | 28.331 | 96.8 | 1:59.463 (1) | 85.04 |
| 4 - | 45.947 | 118.5 | 46.952 | 28.743 | 98.7 | 2.01.642 (2) | 83.52 |

| P50 93 Steve LAWTON | | Honda - Cresswell Racing | | | | | |
|---------------------------|----------|--------------------------|---------------|--------------------|-------------|---------------------|--------------|
| IDEAL LAP TIME : 1:58.924 | | BEST LAP TIME : 2:00.041 | | DIFFERENCE : 1.117 | | | |
| LAP | SECTOR 1 | SECTOR 2 | SECTOR 3 | LAP TIME | MPH | DIFF | TIME OF DAY |
| 1 - | OUTLAP | 111.1 | 50.879 | 30.413 | 97.2 | | 09:39:43.644 |
| 2 - | 48.067 | 114.7 | 47.413 | 28.048 | 98.9 | 2:03.528 (2) | 82.24 |
| 3 - | 46.835 | 116.9 | 45.701 | 27.505 | 99.4 | 2:00.041 (1) | 84.63 |

| P51 154 AS Lukas FALCK | | Honda - | | | | | |
|---------------------------|---------------|--------------------------|---------------|--------------------|--------------|---------------------|--------------|
| IDEAL LAP TIME : 2:00.098 | | BEST LAP TIME : 2:00.234 | | DIFFERENCE : 0.136 | | | |
| LAP | SECTOR 1 | SECTOR 2 | SECTOR 3 | LAP TIME | MPH | DIFF | TIME OF DAY |
| 1 - | OUTLAP | 114.5 | 52.605 | 29.062 | 100.0 | | 09:39:57.384 |
| 2 - | 47.581 | 118.3 | 47.714 | 28.391 | 100.5 | 2:03.686 (3) | 82.14 |
| 3 - | 45.910 | 120.2 | 46.552 | 27.772 | 101.9 | 2:00.234 (1) | 84.50 |
| 4 - | 45.774 | 117.9 | 46.969 | 27.831 | 101.2 | 2:00.574 (2) | 84.26 |

| P52 73 Luke HOPKINS | | Honda NSF - HM | | | | | |
|---------------------------|----------|--------------------------|----------|--------------------|--------------|---------------------|--------------|
| IDEAL LAP TIME : 1:59.408 | | BEST LAP TIME : 2:00.757 | | DIFFERENCE : 1.349 | | | |
| LAP | SECTOR 1 | SECTOR 2 | SECTOR 3 | LAP TIME | MPH | DIFF | TIME OF DAY |
| 1 - | OUTLAP | 113.3 | 49.187 | 30.673 | 99.4 | | 09:39:18.159 |
| 2 - | 47.157 | 113.9 | 45.511 | 28.089 | 100.3 | 2:00.757 (1) | 84.13 |

| P53 147 AS Phillip HOLE | | Honda - 3S ApS | | | | | |
|---------------------------|---------------|--------------------------|---------------|--------------------|-------------|---------------------|--------------|
| IDEAL LAP TIME : 2:01.311 | | BEST LAP TIME : 2:02.176 | | DIFFERENCE : 0.865 | | | |
| LAP | SECTOR 1 | SECTOR 2 | SECTOR 3 | LAP TIME | MPH | DIFF | TIME OF DAY |
| 1 - | OUTLAP | 113.5 | 52.469 | 30.325 | 98.9 | | 09:39:17.505 |
| 2 - | 48.424 | 115.1 | 48.785 | 28.755 | 98.5 | 2:05.964 (3) | 80.65 |
| 3 - | 47.372 | 118.1 | 46.630 | 28.174 | 98.9 | 2:02.176 (1) | 83.16 |
| 4 - | 46.507 | 115.1 | 47.262 | 28.408 | 98.5 | 2:02.177 (2) | 83.15 |

| P54 115 AS Oliver Lind JENSEN | | Honda - | | | | | |
|-------------------------------|---------------|--------------------------|---------------|--------------------|-------------|---------------------|--------------|
| IDEAL LAP TIME : 2:03.626 | | BEST LAP TIME : 2:04.131 | | DIFFERENCE : 0.505 | | | |
| LAP | SECTOR 1 | SECTOR 2 | SECTOR 3 | LAP TIME | MPH | DIFF | TIME OF DAY |
| 1 - | OUTLAP | 112.9 | 50.776 | 30.686 | 96.4 | | 09:39:18.084 |
| 2 - | 1:09.113 | 108.4 | 49.447 | 29.781 | 94.7 | 2:28.341 (3) | 68.49 |
| 3 - | 47.757 | 112.2 | 46.907 | 29.467 | 95.3 | 2:04.131 (1) | 81.85 |
| 4 - | 47.700 | 112.2 | 48.773 | 29.019 | 96.0 | 2:05.492 (2) | 80.96 |

| P55 61 AGP Ernst DUBBINK | | Honda - Ernst Dubbink Eveno Racing | | | | | |
|---------------------------|----------|------------------------------------|----------|---------------|--------------|----------|---------------------|
| IDEAL LAP TIME : 1:58.412 | | BEST LAP TIME : | | DIFFERENCE : | | | |
| LAP | SECTOR 1 | SECTOR 2 | SECTOR 3 | LAP TIME | MPH | DIFF | TIME OF DAY |
| 1 - | OUTLAP | 121.1 | 49.382 | IN PIT | | | 09:39:38.836 |
| 2 - | OUTLAP | 121.7 | 47.503 | 27.599 | 101.2 | 2:54.032 | 58.38 |

Weather / Track : Bright / Dry

Assen

Circuit Length = 2.8222 miles

Start: 09:37 Flag 09:45 End: 09:47

MCRCB BULLETIN TK198**2016 MCE British Superbike Championship - Round 11****2016 HEL Performance British Motostar Moto 3 GP & ADAC NEC****WARM-UP - BEST SPEEDS**

| POS | INTERMEDIATE 1 | | | INTERMEDIATE 2 | | | FINISH LINE | | |
|-----|----------------|------------------|-------|----------------|------|-----|-------------|------------------|-------|
| | NO | NAME | MPH | NO | NAME | MPH | NO | NAME | MPH |
| 1 | 15 | McMANUS | 129.3 | | | | 44 | BEST | 108.0 |
| 2 | 26 | SAEZ | 129.0 | | | | 26 | SAEZ | 107.8 |
| 3 | 44 | BEST | 127.5 | | | | 41 | ORGIS | 107.8 |
| 4 | 54 | BURMAN | 127.5 | | | | 15 | McMANUS | 107.5 |
| 5 | 50 | DUPASQUIER | 126.6 | | | | 47 | ARCHER | 107.5 |
| 6 | 52 | BOERBOOM | 126.3 | | | | 52 | BOERBOOM | 107.5 |
| 7 | 13 | KOFLER | 126.1 | | | | 54 | BURMAN | 107.5 |
| 8 | 35 | LODGE | 125.9 | | | | 50 | DUPASQUIER | 106.7 |
| 9 | 47 | ARCHER | 125.6 | | | | 21 | KERR | 106.5 |
| 10 | 9 | DOORAKKERS | 123.8 | | | | 25 | STRUDWICK | 106.2 |
| 11 | 19 | VITS | 123.8 | | | | 35 | LODGE | 106.0 |
| 12 | 98 | VRIES | 123.8 | | | | 19 | VITS | 105.7 |
| 13 | 21 | KERR | 123.5 | | | | 45 | ORGIS | 105.7 |
| 14 | 37 | DUNNIK | 123.3 | | | | 152 | KONIG | 105.5 |
| 15 | 25 | STRUDWICK | 123.3 | | | | 66 | FRASER | 105.2 |
| 16 | 30 | COOK | 122.9 | | | | 2 | BROUWERS | 105.0 |
| 17 | 41 | ORGIS | 122.6 | | | | 42 | SLOOTEN | 104.7 |
| 18 | 49 | FREITAG | 122.6 | | | | 98 | VRIES | 104.7 |
| 19 | 61 | DUBBINK | 122.6 | | | | 4 | GEIGER | 104.5 |
| 20 | 42 | SLOOTEN | 122.4 | | | | 121 | MEGGLE | 104.5 |
| 21 | 2 | BROUWERS | 122.2 | | | | 9 | DOORAKKERS | 104.2 |
| 22 | 4 | GEIGER | 122.2 | | | | 13 | KOFLER | 104.2 |
| 23 | 66 | FRASER | 122.2 | | | | 49 | FREITAG | 104.2 |
| 24 | 152 | KONIG | 122.0 | | | | 30 | COOK | 104.0 |
| 25 | 79 | STACEY | 121.5 | | | | 37 | DUNNIK | 104.0 |
| 26 | 25 | INNERFORS | 121.1 | | | | 36 | KROEZE | 103.8 |
| 27 | 3 | ERHARD | 120.9 | | | | 48 | POTTER | 103.8 |
| 28 | 12 | RENDELL | 120.9 | | | | 79 | STACEY | 103.8 |
| 29 | 43 | JESPERSEN | 120.9 | | | | 3 | ERHARD | 103.5 |
| 30 | 122 | MENDE | 120.9 | | | | 12 | RENDELL | 103.5 |
| 31 | 22 | RODINK | 120.4 | | | | 25 | INNERFORS | 103.5 |
| 32 | 24 | FABER | 120.4 | | | | 24 | FABER | 103.3 |
| 33 | 154 | FALCK | 120.2 | | | | 22 | RODINK | 103.0 |
| 34 | 36 | KROEZE | 119.8 | | | | 23 | LLEWELLYN | 102.8 |
| 35 | 121 | MEGGLE | 119.8 | | | | 43 | JESPERSEN | 102.8 |
| 36 | 19 | RODRIGUEZ | 119.8 | | | | 122 | MENDE | 102.8 |
| 37 | 17 | ADBRING | 119.6 | | | | 6 | KARLSSON | 102.6 |
| 38 | 3 | CLAYTON | 119.6 | | | | 5 | SVARD | 102.3 |
| 39 | 45 | ORGIS | 119.4 | | | | 64 | DURHAM | 102.3 |
| 40 | 23 | LLEWELLYN | 119.1 | | | | 154 | FALCK | 101.9 |
| 41 | 5 | SVARD | 118.7 | | | | 72 | HORSMAN | 101.6 |
| 42 | 64 | DURHAM | 118.5 | | | | 11 | UHRE | 101.4 |
| 43 | 6 | KARLSSON | 118.3 | | | | 19 | RODRIGUEZ | 101.4 |
| 44 | 147 | HOLE | 118.1 | | | | 61 | DUBBINK | 101.2 |
| 45 | 99 | CAMPBELL | 117.7 | | | | 99 | CAMPBELL | 101.2 |
| 46 | 93 | LAWTON | 117.7 | | | | 33 | CORREIA-LOURENCO | 101.2 |
| 47 | 48 | POTTER | 117.5 | | | | 3 | CLAYTON | 100.9 |
| 48 | 33 | CORREIA-LOURENCO | 117.3 | | | | 91 | ECKERT | 100.5 |
| 49 | 11 | UHRE | 116.7 | | | | 73 | HOPKINS | 100.3 |
| 50 | 72 | HORSMAN | 116.7 | | | | 93 | LAWTON | 99.4 |
| 51 | 49 | ALDERSON | 116.1 | | | | 49 | ALDERSON | 99.4 |
| 52 | 91 | ECKERT | 115.9 | | | | 147 | HOLE | 98.9 |
| 53 | 73 | HOPKINS | 115.5 | | | | 17 | ADBRING | 98.7 |
| 54 | 115 | JENSEN | 112.9 | | | | 115 | JENSEN | 96.4 |
| 55 | | | | | | | | | |

Weather / Track : Bright / Dry

Assen

Circuit Length = 2.8222 miles

Start: 09:37 Flag 09:45 End: 09:47

Results can be found at www.tsl-timing.com

Printed - 09:53 Sunday, 02 October 2016

MCRCB BULLETIN TK199

2016 MCE British Superbike Championship - Round 11

2016 HEL Performance British Motostar Moto 3 GP & ADAC NEC

WARM-UP - BEST SECTORS

| SECTOR 1 | | | SECTOR 2 | | | SECTOR 3 | | | IDEAL / BEST COMPARISON | | | | | | |
|----------|-----|----------------|----------|-----|----------------|----------|-----|----------------|-------------------------|-----|-----|-----------------|--------------------|-----------------|-------|
| POS | NO | NAME | TIME | NO | NAME | TIME | NO | NAME | TIME | POS | NO | NAME | IDEAL | BEST | DIFF |
| | | | | | | | | | | | | | PERFECT LAP | 1:47.880 | |
| 1 | 47 | ARCHER | 41.559 | 26 | SAEZ | 41.220 | 26 | SAEZ | 25.101 | 1 | 26 | SAEZ | 1:48.113 | 1:48.727 | 0.614 |
| 2 | 26 | SAEZ | 41.792 | 47 | ARCHER | 41.804 | 47 | ARCHER | 25.358 | 2 | 47 | ARCHER | 1:48.721 | 1:48.721 | 0.000 |
| 3 | 15 | McMANUS | 42.255 | 42 | SLOOTEN | 42.018 | 42 | SLOOTEN | 25.557 | 3 | 42 | SLOOTEN | 1:50.366 | 1:50.786 | 0.420 |
| 4 | 2 | BROUWERS | 42.789 | 50 | DUPASQUIER | 42.435 | 52 | BOERBOOM | 25.567 | 4 | 15 | McMANUS | 1:50.517 | 1:51.026 | 0.509 |
| 5 | 42 | SLOOTEN | 42.791 | 15 | McMANUS | 42.443 | 50 | DUPASQUIER | 25.673 | 5 | 2 | BROUWERS | 1:51.038 | 1:51.038 | 0.000 |
| 6 | 21 | KERR | 42.794 | 45 | ORGIS | 42.647 | 2 | BROUWERS | 25.751 | 6 | 50 | DUPASQUIER | 1:51.267 | 1:51.267 | 0.000 |
| 7 | 30 | COOK | 42.804 | 2 | BROUWERS | 42.498 | 45 | ORGIS | 25.795 | 7 | 52 | BOERBOOM | 1:51.489 | 1:51.489 | 0.000 |
| 8 | 52 | BOERBOOM | 42.929 | 12 | RENDELL | 42.512 | 15 | McMANUS | 25.819 | 8 | 44 | BEST | 1:51.548 | 1:51.568 | 0.020 |
| 9 | 3 | ERHARD | 42.969 | 44 | BEST | 42.620 | 44 | BEST | 25.822 | 9 | 21 | KERR | 1:51.560 | 1:51.713 | 0.153 |
| 10 | 44 | BEST | 43.106 | 41 | ORGIS | 42.647 | 43 | JESPERSEN | 25.858 | 10 | 41 | ORGIS | 1:51.809 | 1:52.480 | 0.671 |
| 11 | 41 | ORGIS | 43.137 | 37 | DUNNIK | 42.729 | 36 | KROEZE | 25.902 | 11 | 12 | RENDELL | 1:51.820 | 1:51.940 | 0.120 |
| 12 | 50 | DUPASQUIER | 43.159 | 21 | KERR | 42.765 | 25 | STRUDWICK | 25.948 | 12 | 43 | JESPERSEN | 1:51.822 | 1:52.364 | 0.542 |
| 13 | 43 | JESPERSEN | 43.194 | 43 | JESPERSEN | 42.770 | 152 | KONIG | 25.971 | 13 | 25 | STRUDWICK | 1:52.047 | 1:52.047 | 0.000 |
| 14 | 98 | VRIES | 43.194 | 22 | RODINK | 42.792 | 12 | RENDELL | 25.999 | 14 | 3 | ERHARD | 1:52.154 | 1:52.154 | 0.000 |
| 15 | 25 | STRUDWICK | 43.218 | 25 | STRUDWICK | 42.881 | 21 | KERR | 26.001 | 15 | 30 | COOK | 1:52.245 | 1:52.431 | 0.186 |
| 16 | 35 | LODGE | 43.221 | 98 | VRIES | 42.978 | 30 | COOK | 26.014 | 16 | 37 | DUNNIK | 1:52.284 | 1:52.899 | 0.615 |
| 17 | 19 | VITS | 43.273 | 52 | BOERBOOM | 42.993 | 19 | VITS | 26.017 | 17 | 98 | VRIES | 1:52.320 | 1:52.517 | 0.197 |
| 18 | 121 | MEGGLE | 43.304 | 121 | MEGGLE | 43.013 | 35 | LODGE | 26.021 | 18 | 35 | LODGE | 1:52.380 | 1:52.380 | 0.000 |
| 19 | 12 | RENDELL | 43.309 | 4 | GEIGER | 43.036 | 41 | ORGIS | 26.025 | 19 | 121 | MEGGLE | 1:52.396 | 1:52.415 | 0.019 |
| 20 | 37 | DUNNIK | 43.322 | 3 | ERHARD | 43.052 | 24 | FABER | 26.030 | 20 | 45 | ORGIS | 1:52.449 | 1:52.776 | 0.327 |
| 21 | 152 | KONIG | 43.405 | 49 | FREITAG | 43.052 | 4 | GEIGER | 26.077 | 21 | 152 | KONIG | 1:52.565 | 1:52.639 | 0.074 |
| 22 | 24 | FABER | 43.477 | 35 | LODGE | 43.138 | 49 | FREITAG | 26.079 | 22 | 19 | VITS | 1:52.642 | 1:52.911 | 0.269 |
| 23 | 4 | GEIGER | 43.565 | 64 | DURHAM | 43.150 | 121 | MEGGLE | 26.079 | 23 | 4 | GEIGER | 1:52.678 | 1:53.198 | 0.520 |
| 24 | 36 | KROEZE | 43.673 | 152 | KONIG | 43.189 | 3 | ERHARD | 26.133 | 24 | 22 | RODINK | 1:52.774 | 1:52.774 | 0.000 |
| 25 | 49 | FREITAG | 43.675 | 72 | HORSMAN | 43.199 | 98 | VRIES | 26.148 | 25 | 36 | KROEZE | 1:52.801 | 1:52.801 | 0.000 |
| 26 | 22 | RODINK | 43.683 | 36 | KROEZE | 43.226 | 37 | DUNNIK | 26.233 | 26 | 49 | FREITAG | 1:52.806 | 1:53.327 | 0.521 |
| 27 | 72 | HORSMAN | 43.683 | 24 | FABER | 43.344 | 11 | UHRE | 26.269 | 27 | 24 | FABER | 1:52.851 | 1:52.851 | 0.000 |
| 28 | 64 | DURHAM | 43.758 | 19 | VITS | 43.352 | 64 | DURHAM | 26.288 | 28 | 64 | DURHAM | 1:53.196 | 1:53.532 | 0.336 |
| 29 | 54 | BURMAN | 43.931 | 30 | COOK | 43.427 | 22 | RODINK | 26.299 | 29 | 72 | HORSMAN | 1:53.236 | 1:53.236 | 0.000 |
| 30 | 3 | CLAYTON | 43.974 | 6 | KARLSSON | 43.657 | 72 | HORSMAN | 26.354 | 30 | 11 | UHRE | 1:54.461 | 1:54.713 | 0.252 |
| 31 | 45 | ORGIS | 44.182 | 79 | STACEY | 43.707 | 54 | BURMAN | 26.456 | 31 | 6 | KARLSSON | 1:54.538 | 1:54.731 | 0.193 |
| 32 | 6 | KARLSSON | 44.244 | 11 | UHRE | 43.825 | 9 | DOORAKKERS | 26.496 | 32 | 79 | STACEY | 1:54.607 | 1:54.607 | 0.000 |
| 33 | 79 | STACEY | 44.299 | 13 | KOFLER | 44.071 | 79 | STACEY | 26.601 | 33 | 54 | BURMAN | 1:54.771 | 1:54.771 | 0.000 |
| 34 | 66 | FRASER | 44.339 | 33 | CORREIA-LOUREN | 44.114 | 5 | SVARD | 26.615 | 34 | 9 | DOORAKKERS | 1:55.157 | 1:55.817 | 0.660 |
| 35 | 11 | UHRE | 44.367 | 49 | ALDERSON | 44.147 | 13 | KOFLER | 26.617 | 35 | 13 | KOFLER | 1:55.184 | 1:55.339 | 0.155 |
| 36 | 9 | DOORAKKERS | 44.382 | 9 | DOORAKKERS | 44.279 | 6 | KARLSSON | 26.637 | 36 | 3 | CLAYTON | 1:55.392 | 1:55.944 | 0.552 |
| 37 | 48 | POTTER | 44.386 | 122 | MENDE | 44.285 | 23 | LLEWELLYN | 26.800 | 37 | 122 | MENDE | 1:55.751 | 1:55.751 | 0.000 |
| 38 | 13 | KOFLER | 44.496 | 3 | CLAYTON | 44.354 | 19 | RODRIGUEZ | 26.855 | 38 | 66 | FRASER | 1:55.760 | 1:56.226 | 0.466 |
| 39 | 122 | MENDE | 44.535 | 54 | BURMAN | 44.384 | 66 | FRASER | 26.911 | 39 | 33 | CORREIA-LOURENC | 1:55.794 | 1:55.871 | 0.077 |
| 40 | 5 | SVARD | 44.672 | 66 | FRASER | 44.510 | 122 | MENDE | 26.931 | 40 | 48 | POTTER | 1:55.896 | 1:56.444 | 0.548 |
| 41 | 33 | CORREIA-LOUREN | 44.743 | 48 | POTTER | 44.541 | 33 | CORREIA-LOUREN | 26.937 | 41 | 5 | SVARD | 1:55.935 | 1:55.935 | 0.000 |
| 42 | 23 | LLEWELLYN | 44.749 | 5 | SVARD | 44.648 | 99 | CAMPBELL | 26.953 | 42 | 49 | ALDERSON | 1:56.303 | 1:56.395 | 0.092 |
| 43 | 99 | CAMPBELL | 44.801 | 99 | CAMPBELL | 44.708 | 48 | POTTER | 26.969 | 43 | 23 | LLEWELLYN | 1:56.331 | 1:56.331 | 0.000 |
| 44 | 49 | ALDERSON | 45.127 | 19 | RODRIGUEZ | 44.766 | 49 | ALDERSON | 27.029 | 44 | 99 | CAMPBELL | 1:56.462 | 1:56.554 | 0.092 |
| 45 | 61 | DUBBINK | 45.248 | 23 | LLEWELLYN | 44.782 | 3 | CLAYTON | 27.064 | 45 | 19 | RODRIGUEZ | 1:57.520 | 1:57.520 | 0.000 |
| 46 | 91 | ECKERT | 45.632 | 73 | HOPKINS | 45.151 | 25 | INNERFORS | 27.368 | 46 | 61 | DUBBINK | 1:58.412 | | |
| 47 | 25 | INNERFORS | 45.715 | 91 | ECKERT | 45.384 | 93 | LAWTON | 27.505 | 47 | 25 | INNERFORS | 1:58.573 | 1:58.662 | 0.089 |
| 48 | 93 | LAWTON | 45.718 | 17 | ADBRING | 45.400 | 61 | DUBBINK | 27.599 | 48 | 91 | ECKERT | 1:58.658 | 1:59.168 | 0.510 |
| 49 | 17 | ADBRING | 45.732 | 25 | INNERFORS | 45.490 | 91 | ECKERT | 27.642 | 49 | 93 | LAWTON | 1:58.924 | 2:00.041 | 1.117 |
| 50 | 154 | FALCK | 45.774 | 61 | DUBBINK | 45.565 | 154 | FALCK | 27.772 | 50 | 17 | ADBRING | 1:59.289 | 1:59.463 | 0.174 |
| 51 | 19 | RODRIGUEZ | 45.899 | 93 | LAWTON | 45.701 | 73 | HOPKINS | 28.089 | 51 | 73 | HOPKINS | 1:59.408 | 2:00.757 | 1.349 |
| 52 | 73 | HOPKINS | 46.168 | 154 | FALCK | 46.552 | 17 | ADBRING | 28.157 | 52 | 154 | FALCK | 2:00.098 | 2:00.234 | 0.136 |
| 53 | 147 | HOLE | 46.507 | 147 | HOLE | 46.630 | 147 | HOLE | 28.174 | 53 | 147 | HOLE | 2:01.311 | 2:02.176 | 0.865 |
| 54 | 115 | JENSEN | 47.700 | 115 | JENSEN | 46.907 | 115 | JENSEN | 29.019 | 54 | 115 | JENSEN | 2:03.626 | 2:04.131 | 0.505 |
| 55 | | | | | | | | | | 55 | 69 | BOOTH-AMOS | | 1:50.728 | |

Weather / Track : Bright / Dry

Assen

Circuit Length = 2.8222 miles

Start: 09:37 Flag 09:45 End: 09:47

Results can be found at www.tsl-timing.com

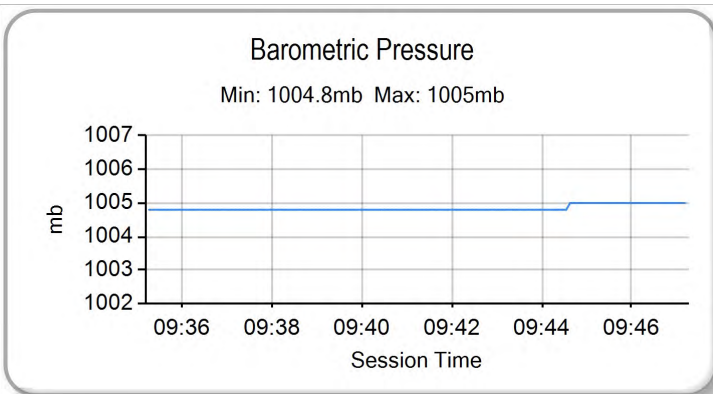
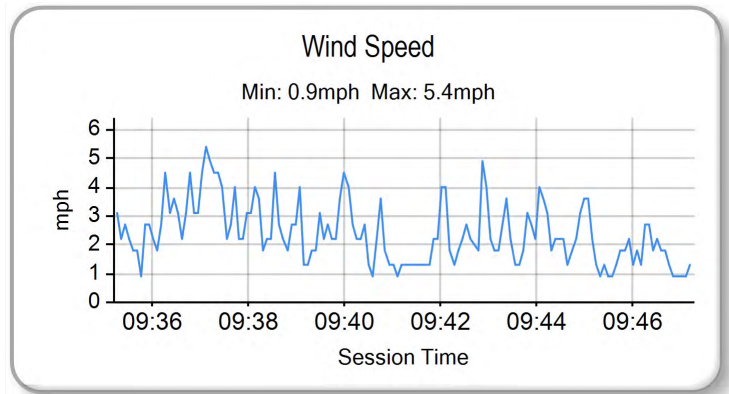
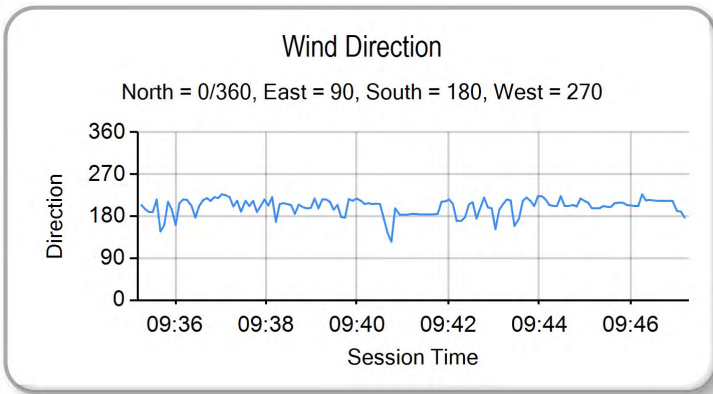
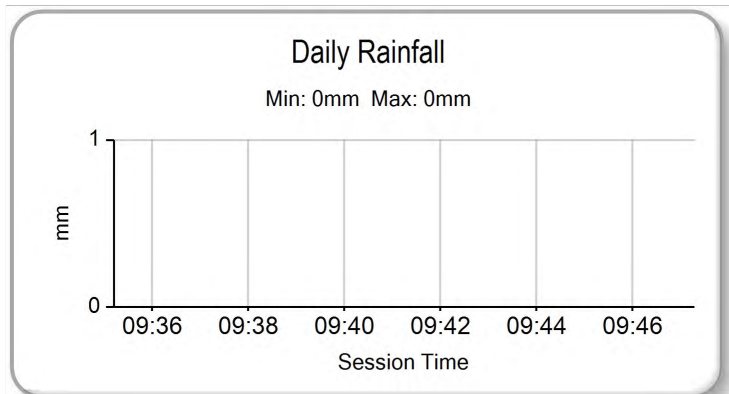
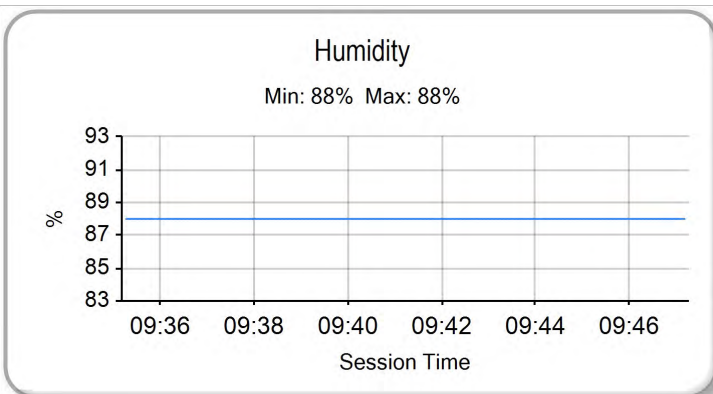
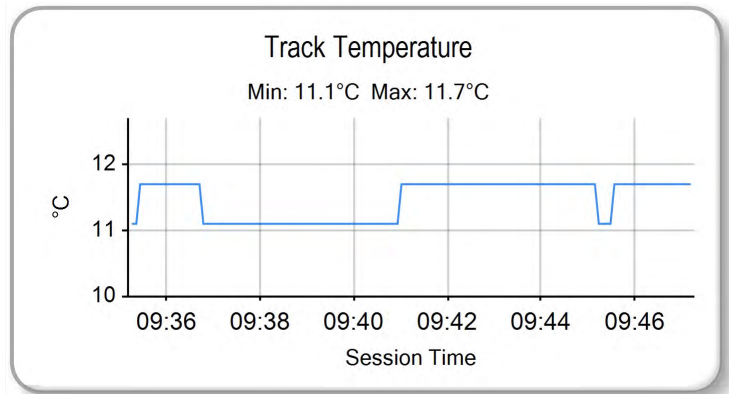
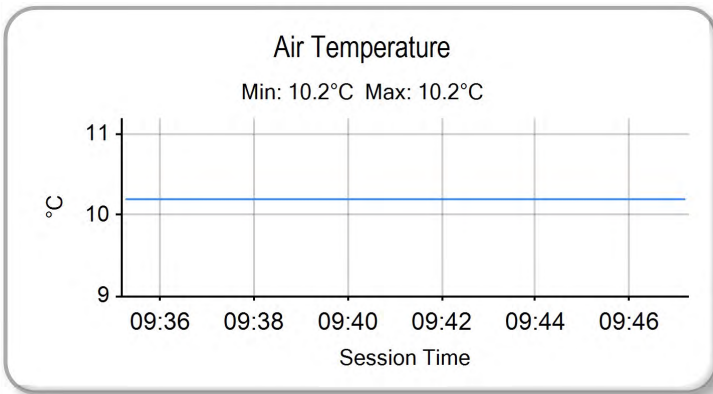
Printed - 09:53 Sunday, 02 October 2016

MCRCB BULLETIN TK200

2016 MCE British Superbike Championship - Round 11

2016 HEL Performance British Motostar Moto 3 GP & ADAC NEC

WARM-UP - WEATHER CONDITIONS



Weather / Track : Bright / Dry

Results can be found at www.tsl-timing.com

Assen
Circuit Length = 2.8222 miles
Start: 09:37 Flag 09:45 End: 09:47

Printed - 09:53 Sunday, 02 October 2016



| | | | | | | | | | | | | | |
|--------|----|----|-------------------------|----------------|----------|-------------|-------------------|------------------|------------------|--------------|----------------|-------------------|----------|
| ROW 15 | | 44 | 91 | Patrick ECKERT | 43 | 11 | Lotte UHRE | | | | | | |
| ROW 14 | 42 | 66 | Cameron FRASER | 41 | 154 | Lukas FALCK | 40 | 9 | Ruben DOORAKKERS | | | | |
| ROW 13 | | 39 | 41 | Kevin ORGIS | 38 | 2 | Mike BROUWERS | 37 | 17 | Anna ADBRING | 2:11.902 | | |
| ROW 12 | 36 | 33 | Miguel CORREIA-LOURENCO | 2:10.768 | 35 | 25 | Johanna INNERFORS | 2:09.977 | 34 | 54 | Sam BURMAN | 2:07.380 | |
| ROW 11 | | 33 | 5 | William SVARD | 2:07.174 | 32 | 48 | Ewan POTTER | 2:07.148 | 31 | 122 | Marie MENDE | 2:05.172 |
| ROW 10 | 30 | 44 | Edmund BEST | 2:04.360 | 29 | 36 | Sander KROEZE | 2:04.150 | 28 | 22 | Tasia RODINK | 2:04.069 | |
| ROW 9 | | 27 | 35 | Elliot LODGE | 2:03.773 | 26 | 6 | Lukas KARLSSON | 2:03.612 | 25 | 13 | Maximilian KOFLER | 2:03.527 |
| ROW 8 | 24 | 93 | Steve LAWTON | 2:03.410 | 23 | 49 | Philipp FREITAG | 2:02.942 | 22 | 15 | Eugene McMANUS | 2:02.835 | |
| ROW 7 | | 21 | 98 | Tomas de VRIES | 2:02.751 | 20 | 99 | Stephen CAMPBELL | 2:02.306 | 19 | 43 | Simon JESPERSEN | 2:02.263 |
| ROW 6 | 18 | 30 | Max COOK | 2:02.188 | 17 | 61 | Ernst DUBBINK | 2:02.135 | 16 | 42 | Brian SLOOTEN | 2:02.097 | |
| ROW 5 | | 15 | 12 | Edward RENDELL | 2:02.053 | 14 | 152 | Oliver KONIG | 2:01.766 | 13 | 23 | Sam LLEWELLYN | 2:01.677 |
| ROW 4 | 12 | 50 | Jason DUPASQUIER | 2:01.561 | 11 | 121 | Matthias MEGGLE | 2:01.411 | 10 | 21 | Richard KERR | 2:01.204 | |
| ROW 3 | | 9 | 37 | Rick DUNNIK | 2:00.861 | 8 | 4 | Dirk GEIGER | 2:00.832 | 7 | 45 | Leon ORGIS | 2:00.725 |
| ROW 2 | 6 | 19 | Sasha de VITS | 2:00.409 | 5 | 3 | Toni ERHARD | 1:58.971 | 4 | 69 | Tom BOOTH-AMOS | 1:58.010 | |
| ROW 1 | | 3 | 47 | Jake ARCHER | 1:57.839 | 2 | 26 | Dani SAEZ | 1:57.669 | 1 | 52 | Jorel BOERBOOM | 1:57.341 |

Pole

Assen
Circuit Length = 2.8222 miles

These results are provisional until the conclusion of any judicial and technical matters.

| | | |
|-----------------|------------|--------------|
| Race Director : | Stewards : | Timekeeper : |
|-----------------|------------|--------------|

Results can be found at www.britishsuperbike.com

Printed - 09:53 Sunday, 02 October 2016





| POS | NO | CL | PIC NAME | NAT | ENTRY | LAPS | TIME | GAP | DIFF | MPH | BEST | ON |
|-----|-----|-----|-------------------|-----|---|------|-----------|----------|--------|-------|----------|----|
| 1 | 47 | | Jake ARCHER | GBR | KTM FTR - City Lifting / RS Racing | 12 | 21:34.268 | | | 94.20 | 1:46.604 | 4 |
| 2 | 26 | | Dani SAEZ | SPA | KTM - GA Competition | 12 | 21:46.957 | 12.689 | 12.689 | 93.28 | 1:47.877 | 2 |
| 3 | 52 | | Jorel BOERBOOM | NED | Kalex KTM - FPW Racing | 12 | 21:50.316 | 16.048 | 3.359 | 93.04 | 1:47.675 | 11 |
| 4 | 12 | | Edward RENDELL | GBR | Ten Kate Honda - Banks Racing | 12 | 21:50.581 | 16.313 | 0.265 | 93.02 | 1:48.243 | 5 |
| 5 | 69 | | Tom BOOTH-AMOS | GBR | Tigcraft - FAB Racing | 12 | 21:50.595 | 16.327 | 0.014 | 93.02 | 1:48.256 | 10 |
| 6 | 42 | | Brian SLOOTEN | NED | Bakker Honda - Bakker Frame Racing | 12 | 21:50.604 | 16.336 | 0.009 | 93.02 | 1:48.093 | 11 |
| 7 | 15 | | Eugene McMANUS | GBR | KTM - M.V. Commercial | 12 | 21:56.904 | 22.636 | 6.300 | 92.58 | 1:47.931 | 7 |
| 8 | 35 | | Elliot LODGE | GBR | Honda - Essential Team Racing / SP125 | 12 | 21:58.548 | 24.280 | 1.644 | 92.46 | 1:48.221 | 7 |
| 9 | 2 | | Mike BROUWERS | NED | Husqvarna - Joma / Brouwersracingteam | 12 | 21:58.711 | 24.443 | 0.163 | 92.45 | 1:48.543 | 9 |
| 10 | 21 | | Richard KERR | GBR | KTM - North West Racing | 12 | 21:59.107 | 24.839 | 0.396 | 92.42 | 1:48.651 | 5 |
| 11 | 3 | AS | Toni ERHARD | GER | Honda - Kiefer Racing | 12 | 22:00.805 | 26.537 | 1.698 | 92.30 | 1:48.944 | 9 |
| 12 | 36 | AS | Sander KROEZE | NED | Honda - Ernst Dubbink Eveno Racing | 12 | 22:06.478 | 32.210 | 5.673 | 91.91 | 1:49.115 | 5 |
| 13 | 41 | AS | Kevin ORGIS | GER | Honda - Kiefer Racing | 12 | 22:06.671 | 32.403 | 0.193 | 91.90 | 1:48.737 | 4 |
| 14 | 50 | AGP | Jason DUPASQUIER | SWI | KTM - KTM Swiss Junior Team | 12 | 22:08.441 | 34.173 | 1.770 | 91.77 | 1:49.489 | 11 |
| 15 | 44 | | Edmund BEST | GBR | KTM - SymCirrus Motorsport | 12 | 22:08.643 | 34.375 | 0.202 | 91.76 | 1:49.195 | 4 |
| 16 | 4 | AS | Dirk GEIGER | GER | Honda - Kiefer Racing | 12 | 22:08.794 | 34.526 | 0.151 | 91.75 | 1:49.461 | 10 |
| 17 | 19 | AS | Sasha de VITS | BEL | Honda - DV1 RacingTeam | 12 | 22:09.658 | 35.390 | 0.864 | 91.69 | 1:49.292 | 6 |
| 18 | 43 | AS | Simon JESPERSEN | DEN | Honda - | 12 | 22:12.449 | 38.181 | 2.791 | 91.50 | 1:49.422 | 5 |
| 19 | 98 | | Tomas de VRIES | NED | Honda - DAT Racing | 12 | 22:18.630 | 44.362 | 6.181 | 91.07 | 1:50.140 | 4 |
| 20 | 49 | AS | Philipp FREITAG | GER | Honda - FKoch Rennsport & Hannes Allwardt | 12 | 22:19.449 | 45.181 | 0.819 | 91.02 | 1:49.051 | 9 |
| 21 | 37 | AS | Rick DUNNIK | NED | Honda - HD Racing | 12 | 22:21.730 | 47.462 | 2.281 | 90.86 | 1:50.258 | 6 |
| 22 | 22 | | Tasia RODINK | NED | Honda - GA Competition | 12 | 22:32.464 | 58.196 | 10.734 | 90.14 | 1:50.831 | 7 |
| 23 | 13 | AGP | Maximilian KOFLER | AUT | KTM - MSV Schwanenstadt | 12 | 22:39.865 | 1:05.597 | 7.401 | 89.65 | 1:51.663 | 6 |
| 24 | 23 | | Sam LLEWELLYN | GBR | Honda - Mammoth Motorsport | 12 | 22:46.255 | 1:11.987 | 6.390 | 89.23 | 1:52.615 | 3 |
| 25 | 99 | | Stephen CAMPBELL | GBR | Honda - Campbell Racing | 12 | 22:50.106 | 1:15.838 | 3.851 | 88.98 | 1:52.866 | 9 |
| 26 | 54 | | Sam BURMAN | GBR | KTM - TeamWNT / Burman Racing | 12 | 22:51.315 | 1:17.047 | 1.209 | 88.90 | 1:52.724 | 7 |
| 27 | 66 | | Cameron FRASER | GBR | Kalex KTM - FPW Racing | 12 | 22:57.445 | 1:23.177 | 6.130 | 88.51 | 1:52.820 | 9 |
| 28 | 6 | | Lukas KARLSSON | SWE | Honda - Nordgren Racing | 12 | 22:57.577 | 1:23.309 | 0.132 | 88.50 | 1:52.963 | 8 |
| 29 | 154 | AS | Lukas FALCK | DEN | Honda - | 12 | 22:58.793 | 1:24.525 | 1.216 | 88.42 | 1:52.924 | 8 |
| 30 | 93 | | Steve LAWTON | GBR | Honda - Cresswell Racing | 12 | 23:14.447 | 1:40.179 | 15.654 | 87.43 | 1:54.279 | 11 |
| 31 | 25 | AGP | Johanna INNERFORS | SWE | Honda - | 12 | 23:14.521 | 1:40.253 | 0.074 | 87.42 | 1:54.182 | 11 |
| 32 | 48 | | Ewan POTTER | GBR | Honda - | 12 | 23:23.219 | 1:48.951 | 8.698 | 86.88 | 1:55.011 | 11 |
| 33 | 17 | AS | Anna ADBRING | SWE | Honda - KOAN Event Racing | 12 | 23:23.452 | 1:49.184 | 0.233 | 86.87 | 1:55.381 | 11 |

NOT CLASSIFIED

| | | | | | | | | | | | | |
|-----|-----|-----|-------------------------|-----|--|----|-----------|---------|--------|-------|----------|----|
| DNF | 152 | AS | Oliver KONIG | CZE | Honda - | 11 | 20:18.371 | 1 Lap | 1 Lap | 91.73 | 1:49.308 | 10 |
| DNF | 61 | AGP | Ernst DUBBINK | NED | Honda - Ernst Dubbink Eveno Racing | 11 | 20:19.152 | 1 Lap | 0.781 | 91.67 | 1:49.469 | 10 |
| DNF | 5 | | William SVARD | SWE | Honda - Nordgren Racing | 11 | 20:46.311 | 1 Lap | 27.159 | 89.67 | 1:51.207 | 8 |
| DNF | 9 | OGP | Ruben DOORAKKERS | NED | Honda - | 10 | 20:42.837 | 2 Laps | 1 Lap | 81.74 | 1:50.908 | 5 |
| DNF | 11 | AS | Lotte UHRE | DEN | Honda - | 9 | 17:15.905 | 3 Laps | 1 Lap | 88.27 | 1:52.846 | 9 |
| DNF | 33 | | Miguel CORREIA-LOURENCO | NED | Kalex KTM - Racing Team Noord NL | 7 | 14:04.446 | 5 Laps | 2 Laps | 84.22 | 1:55.645 | 6 |
| DNF | 45 | AS | Leon ORGIS | GER | Honda - Kiefer Racing | 3 | 5:40.327 | 9 Laps | 4 Laps | 89.56 | 1:50.669 | 3 |
| DNF | 122 | AS | Marie MENDE | GER | Honda - MM-Racing | 2 | 4:02.537 | 10 Laps | 1 Lap | 83.78 | 1:56.468 | 2 |
| DNF | 121 | AS | Matthias MEGGLE | GER | Honda - Dynavolt Intact GP Junior Team | 0 | | | | | | |
| DNF | 30 | | Max COOK | GBR | Repli-Cast - Repli-Cast UK Racing | 0 | | | | | | |

FASTEST LAP

| | | | | | | | | |
|----|-----|------------------|-----|------------------------------------|----|----------|-----------|------------|
| 47 | | Jake ARCHER | GBR | KTM FTR - City Lifting / RS Racing | 4 | 1:46.604 | 95.30 mph | 153.38 kph |
| 41 | AS | Kevin ORGIS | GER | Honda - Kiefer Racing | 4 | 1:48.737 | 93.43 mph | 150.37 kph |
| 61 | AGP | Ernst DUBBINK | NED | Honda - Ernst Dubbink Eveno Racing | 10 | 1:49.469 | 92.81 mph | 149.36 kph |
| 9 | OGP | Ruben DOORAKKERS | NED | Honda - | 5 | 1:50.908 | 91.60 mph | 147.43 kph |

Assen

Circuit Length = 2.8222 miles

Start: 14:45 Flag 15:07 End: 15:09

Weather / Track : Bright / Dry

These results are provisional until the conclusion of any judicial and technical matters.

| | | |
|-----------------|------------|--------------|
| Race Director : | Stewards : | Timekeeper : |
|-----------------|------------|--------------|

Results can be found at www.britishsuperbike.com

Printed - 15:10 Sunday, 02 October 2016

MCRCB BULLETIN TK253

2016 MCE British Superbike Championship - Round 11

2016 HEL Performance British Motostar Moto 3 GP & ADAC NEC

RACE 12 - LAP CHART

| LAP 1 @ 14:47:47.171 | | |
|----------------------|--------|----------|
| NO | BEHIND | LAP TIME |

| | | |
|-----|----------|----------|
| 26 | | 1:53.371 |
| 47 | 0.090 | 1:53.461 |
| 69 | 1.239 | 1:54.610 |
| 52 | 1.245 | 1:54.616 |
| 12 | 1.361 | 1:54.732 |
| 21 | 1.724 | 1:55.095 |
| 3 | 1.990 | 1:55.361 |
| 4 | 2.265 | 1:55.636 |
| 42 | 2.510 | 1:55.881 |
| 15 | 3.668 | 1:57.039 |
| 50 | 4.112 | 1:57.483 |
| 19 | 4.327 | 1:57.698 |
| 44 | 4.675 | 1:58.046 |
| 45 | 4.944 | 1:58.315 |
| 152 | 5.392 | 1:58.763 |
| 61 | 5.500 | 1:58.871 |
| 2 | 5.673 | 1:59.044 |
| 35 | 5.902 | 1:59.273 |
| 43 | 6.141 | 1:59.512 |
| 36 | 6.655 | 2:00.026 |
| 37 | 6.709 | 2:00.080 |
| 49 | 7.201 | 2:00.572 |
| 41 | 7.838 | 2:01.209 |
| 23 | 7.910 | 2:01.281 |
| 98 | 7.951 | 2:01.322 |
| 13 | 8.257 | 2:01.628 |
| 22 | 8.548 | 2:01.919 |
| 99 | 8.961 | 2:02.332 |
| 54 | 11.272 | 2:04.643 |
| 154 | 11.574 | 2:04.945 |
| 5 | 11.716 | 2:05.087 |
| 93 | 12.126 | 2:05.497 |
| 48 | 12.377 | 2:05.748 |
| 66 | 12.415 | 2:05.786 |
| 122 | 12.698 | 2:06.069 |
| 11 | 12.713 | 2:06.084 |
| 6 | 12.861 | 2:06.232 |
| 33 | 13.074 | 2:06.445 |
| 17 | 13.535 | 2:06.906 |
| 25 | 17.662 | 2:11.033 |
| 9 | 1:46.915 | 3:40.286 |

| LAP 2 @ 14:49:34.733 | | |
|----------------------|--------|----------|
| NO | BEHIND | LAP TIME |

| | | |
|-----|-------|----------|
| 47 | | 1:47.472 |
| 26 | 0.315 | 1:47.877 |
| 12 | 3.563 | 1:49.764 |
| 69 | 3.624 | 1:49.947 |
| 52 | 3.679 | 1:49.996 |
| 21 | 3.859 | 1:49.697 |
| 42 | 4.110 | 1:49.162 |
| 3 | 4.402 | 1:49.974 |
| 15 | 4.718 | 1:48.612 |
| 4 | 5.856 | 1:51.153 |
| 50 | 6.449 | 1:49.899 |
| 2 | 7.722 | 1:49.611 |
| 44 | 7.938 | 1:50.825 |
| 61 | 8.109 | 1:50.171 |
| 35 | 8.302 | 1:49.962 |
| 19 | 8.526 | 1:51.761 |
| 45 | 8.725 | 1:51.343 |
| 152 | 8.840 | 1:51.010 |

| | | |
|-----|--------|----------|
| 36 | 8.894 | 1:49.801 |
| 49 | 9.081 | 1:49.442 |
| 43 | 9.317 | 1:50.738 |
| 41 | 10.261 | 1:49.985 |
| 37 | 10.727 | 1:51.580 |
| 98 | 11.456 | 1:51.067 |
| 23 | 13.235 | 1:52.887 |
| 22 | 13.290 | 1:52.304 |
| 13 | 13.746 | 1:53.051 |
| 99 | 15.821 | 1:54.422 |
| 5 | 17.948 | 1:53.794 |
| 54 | 18.165 | 1:54.455 |
| 154 | 18.534 | 1:54.522 |
| 66 | 18.802 | 1:53.949 |
| 11 | 20.544 | 1:55.393 |
| 6 | 21.276 | 1:55.977 |
| 122 | 21.604 | 1:56.468 |
| 93 | 21.714 | 1:57.150 |
| 48 | 22.025 | 1:57.210 |
| 33 | 22.427 | 1:56.915 |
| 17 | 22.543 | 1:56.570 |
| 25 | 26.752 | 1:56.652 |

| LAP 3 @ 14:51:21.985 | | |
|----------------------|--------|----------|
| NO | BEHIND | LAP TIME |

| | | |
|-----|--------|----------|
| 47 | | 1:47.252 |
| 26 | 1.003 | 1:47.940 |
| 69 | 5.362 | 1:48.990 |
| 52 | 5.516 | 1:49.089 |
| 12 | 5.702 | 1:49.391 |
| 21 | 6.168 | 1:49.561 |
| 42 | 6.314 | 1:49.456 |
| 15 | 6.932 | 1:49.466 |
| 3 | 7.074 | 1:49.924 |
| 9 | 1 Lap | 1:55.576 |
| 2 | 9.339 | 1:48.869 |
| 50 | 9.702 | 1:50.505 |
| 4 | 9.777 | 1:51.173 |
| 35 | 10.118 | 1:49.068 |
| 61 | 10.671 | 1:49.814 |
| 44 | 10.842 | 1:50.156 |
| 36 | 11.266 | 1:49.624 |
| 152 | 11.380 | 1:49.792 |
| 49 | 11.642 | 1:49.813 |
| 19 | 11.908 | 1:50.634 |
| 41 | 12.117 | 1:49.108 |
| 45 | 12.142 | 1:50.669 |
| 43 | 12.369 | 1:50.304 |
| 37 | 14.066 | 1:50.591 |
| 98 | 14.527 | 1:50.323 |
| 23 | 18.598 | 1:52.615 |
| 22 | 18.701 | 1:52.663 |
| 13 | 19.202 | 1:52.708 |
| 99 | 22.967 | 1:54.398 |
| 5 | 23.113 | 1:52.417 |
| 54 | 24.793 | 1:53.880 |
| 66 | 25.535 | 1:53.985 |
| 154 | 25.654 | 1:54.372 |
| 11 | 27.014 | 1:53.722 |
| 6 | 28.341 | 1:54.317 |
| 93 | 29.648 | 1:55.186 |
| 48 | 31.217 | 1:56.444 |
| 17 | 31.945 | 1:56.654 |
| 33 | 32.361 | 1:57.186 |
| 25 | 35.306 | 1:55.806 |

| LAP 4 @ 14:53:08.589 | | |
|----------------------|--------|----------|
| NO | BEHIND | LAP TIME |

| | | |
|-----|--------|----------|
| 47 | | 1:46.604 |
| 26 | 2.510 | 1:48.111 |
| 69 | 7.207 | 1:48.449 |
| 12 | 7.477 | 1:48.379 |
| 52 | 7.803 | 1:48.891 |
| 42 | 8.066 | 1:48.356 |
| 21 | 8.490 | 1:48.926 |
| 15 | 9.042 | 1:48.714 |
| 3 | 9.455 | 1:48.985 |
| 2 | 11.825 | 1:49.090 |
| 35 | 12.099 | 1:48.585 |
| 9 | 1 Lap | 1:51.479 |
| 50 | 12.789 | 1:49.691 |
| 4 | 13.015 | 1:49.842 |
| 44 | 13.433 | 1:49.195 |
| 152 | 14.112 | 1:49.336 |
| 36 | 14.172 | 1:49.510 |
| 61 | 14.213 | 1:50.146 |
| 49 | 14.218 | 1:49.180 |
| 41 | 14.250 | 1:48.737 |
| 19 | 15.507 | 1:50.203 |
| 43 | 15.743 | 1:49.978 |
| 98 | 18.063 | 1:50.140 |
| 37 | 18.214 | 1:50.752 |
| 22 | 24.466 | 1:52.369 |
| 23 | 24.777 | 1:52.783 |
| 13 | 25.105 | 1:52.507 |
| 5 | 28.259 | 1:51.750 |
| 99 | 29.905 | 1:53.542 |
| 54 | 31.223 | 1:53.034 |
| 154 | 32.815 | 1:53.765 |
| 66 | 33.308 | 1:54.377 |
| 11 | 33.967 | 1:53.557 |
| 6 | 35.048 | 1:53.311 |
| 93 | 38.654 | 1:55.610 |
| 48 | 41.612 | 1:56.999 |
| 17 | 42.123 | 1:56.782 |
| 33 | 42.277 | 1:56.520 |
| 25 | 43.474 | 1:54.772 |

| LAP 5 @ 14:54:55.379 | | |
|----------------------|--------|----------|
| NO | BEHIND | LAP TIME |

| | | |
|-----|--------|----------|
| 47 | | 1:46.790 |
| 26 | 4.470 | 1:48.750 |
| 69 | 8.830 | 1:48.413 |
| 52 | 8.923 | 1:47.910 |
| 12 | 8.930 | 1:48.243 |
| 42 | 9.971 | 1:48.695 |
| 21 | 10.351 | 1:48.651 |
| 15 | 10.655 | 1:48.403 |
| 3 | 11.968 | 1:49.303 |
| 2 | 14.518 | 1:49.483 |
| 35 | 14.872 | 1:49.563 |
| 50 | 15.854 | 1:49.855 |
| 44 | 16.194 | 1:49.551 |
| 4 | 16.378 | 1:50.153 |
| 36 | 16.497 | 1:49.115 |
| 41 | 16.522 | 1:49.062 |
| 49 | 17.344 | 1:49.916 |
| 152 | 17.356 | 1:50.034 |
| 61 | 17.479 | 1:50.056 |
| 9 | 1 Lap | 1:51.769 |

| | | |
|-----|--------|----------|
| 19 | 18.253 | 1:49.536 |
| 43 | 18.375 | 1:49.422 |
| 98 | 22.196 | 1:50.923 |
| 37 | 22.552 | 1:51.128 |
| 22 | 28.879 | 1:51.203 |
| 13 | 30.520 | 1:52.205 |
| 23 | 31.346 | 1:53.359 |
| 5 | 33.252 | 1:51.783 |
| 99 | 36.534 | 1:53.419 |
| 54 | 37.251 | 1:52.818 |
| 154 | 40.313 | 1:54.288 |
| 11 | 40.547 | 1:53.370 |
| 66 | 40.842 | 1:54.324 |
| 6 | 41.881 | 1:53.623 |
| 93 | 47.758 | 1:55.894 |
| 25 | 51.460 | 1:54.776 |
| 48 | 51.750 | 1:56.928 |
| 33 | 51.865 | 1:56.378 |
| 17 | 52.516 | 1:57.183 |

| LAP 6 @ 14:56:42.371 | | |
|----------------------|--------|----------|
| NO | BEHIND | LAP TIME |

| | | |
|-----|----------|----------|
| 47 | | 1:46.992 |
| 26 | 6.151 | 1:48.673 |
| 69 | 10.519 | 1:48.681 |
| 12 | 10.879 | 1:48.941 |
| 52 | 10.892 | 1:48.961 |
| 42 | 11.287 | 1:48.308 |
| 15 | 12.168 | 1:48.505 |
| 21 | 13.281 | 1:49.922 |
| 3 | 14.884 | 1:49.908 |
| 2 | 16.798 | 1:49.272 |
| 35 | 17.043 | 1:49.163 |
| 44 | 19.175 | 1:49.973 |
| 41 | 19.233 | 1:49.703 |
| 50 | 19.287 | 1:50.425 |
| 36 | 19.623 | 1:50.118 |
| 4 | 19.692 | 1:50.306 |
| 49 | 19.778 | 1:49.426 |
| 61 | 20.423 | 1:49.936 |
| 152 | 20.434 | 1:50.070 |
| 19 | 20.553 | 1:49.292 |
| 9 | 1 Lap | 1:50.908 |
| 43 | 21.469 | 1:50.086 |
| 98 | 25.594 | 1:50.390 |
| 37 | 25.818 | 1:50.258 |
| 22 | 33.002 | 1:51.115 |
| 13 | 35.191 | 1:51.663 |
| 23 | 37.150 | 1:52.796 |
| 5 | 37.498 | 1:51.238 |
| 99 | 42.807 | 1:53.265 |
| 54 | 43.771 | 1:53.512 |
| 154 | 47.453 | 1:54.132 |
| 11 | 48.005 | 1:54.450 |
| 66 | 48.025 | 1:54.175 |
| 6 | 48.072 | 1:53.183 |
| 93 | 56.302 | 1:55.536 |
| 25 | 58.944 | 1:54.476 |
| 33 | 1:00.518 | 1:55.645 |
| 48 | 1:00.789 | 1:56.031 |
| 17 | 1:01.138 | 1:55.614 |

| LAP 7 @ 14:58:29.494 | | |
|----------------------|--------|----------|
| NO | BEHIND | LAP TIME |

| | | |
|-----|----------|------------|
| 47 | | 1:47.123 |
| 26 | 7.492 | 1:48.464 |
| 69 | 11.936 | 1:48.540 |
| 52 | 12.251 | 1:48.482 |
| 42 | 12.476 | 1:48.312 |
| 12 | 12.580 | 1:48.824 |
| 15 | 12.976 | 1:47.931 |
| 21 | 15.816 | 1:49.658 |
| 3 | 17.773 | 1:50.012 |
| 35 | 18.141 | 1:48.221 |
| 2 | 18.225 | 1:48.550 |
| 44 | 22.232 | 1:50.180 |
| 41 | 22.394 | 1:50.284 |
| 36 | 22.438 | 1:49.938 |
| 49 | 22.493 | 1:49.838 |
| 4 | 22.834 | 1:50.265 |
| 61 | 22.975 | 1:49.675 |
| 50 | 22.993 | 1:50.829 |
| 19 | 23.240 | 1:49.810 |
| 152 | 23.374 | 1:50.063 |
| 43 | 24.269 | 1:49.923 |
| 9 | 1 Lap | 1:51.642 |
| 98 | 28.909 | 1:50.438 |
| 37 | 29.163 | 1:50.468 |
| 22 | 36.710 | 1:50.831 |
| 13 | 40.053 | 1:51.985 |
| 5 | 42.020 | 1:51.645 |
| 23 | 42.670 | 1:52.643 |
| 99 | 48.729 | 1:53.045 |
| 54 | 49.372 | 1:52.724 |
| 6 | 53.993 | 1:53.044 |
| 154 | 54.195 | 1:53.865 |
| 11 | 54.424 | 1:53.542 |
| 66 | 54.726 | 1:53.824 |
| 93 | 1:04.507 | 1:55.328 |
| 25 | 1:06.006 | 1:54.185 |
| 48 | 1:09.120 | 1:55.454 |
| 17 | 1:09.457 | 1:55.442 |
| 33 | 1:28.752 | 2:15.357 P |

| LAP 8 @ 15:00:16.952 | | |
|----------------------|--------|----------|
| NO | BEHIND | LAP TIME |

| | | |
|-----|--------|----------|
| 47 | | 1:47.458 |
| 26 | 8.111 | 1:48.077 |
| 69 | 13.312 | 1:48.834 |
| 52 | 13.341 | 1:48.548 |
| 12 | 13.439 | 1:48.317 |
| 42 | 13.522 | 1:48.504 |
| 15 | 14.697 | 1:49.179 |
| 21 | 18.061 | 1:49.703 |
| 2 | 19.860 | 1:49.093 |
| 35 | 20.236 | 1:49.553 |
| 3 | 20.379 | 1:50.064 |
| 41 | 24.738 | 1:49.802 |
| 49 | 25.168 | 1:50.133 |
| 36 | 25.577 | 1:50.597 |
| 4 | 25.619 | 1:50.243 |
| 44 | 25.701 | 1:50.927 |
| 61 | 25.757 | 1:50.240 |
| 152 | 25.889 | 1:49.973 |
| 50 | 26.013 | 1:50.478 |
| 19 | 26.208 | 1:50.426 |

Assen

Circuit Length = 2.8222 miles

Start: 14:45 Flag 15:07 End: 15:09

Weather / Track : Bright / Dry

MCRCB BULLETIN TK253

2016 MCE British Superbike Championship - Round 11

2016 HEL Performance British Motostar Moto 3 GP & ADAC NEC

RACE 12 - LAP CHART

| | | | | | | | | |
|-----|----------|----------|-----|----------|----------|-----|----------|----------|
| 43 | 26.280 | 1:49.469 | 69 | 15.242 | 1:48.256 | 23 | 1:04.941 | 1:53.721 |
| 37 | 32.815 | 1:51.110 | 12 | 15.481 | 1:48.797 | 99 | 1:10.619 | 1:53.084 |
| 98 | 33.025 | 1:51.574 | 42 | 15.615 | 1:48.537 | 54 | 1:11.018 | 1:52.782 |
| 9 | 1 Lap | 1:55.065 | 52 | 15.761 | 1:49.098 | 6 | 1:17.330 | 1:53.098 |
| 22 | 40.986 | 1:51.734 | 15 | 18.341 | 1:49.973 | 154 | 1:18.034 | 1:54.242 |
| 13 | 45.359 | 1:52.764 | 2 | 22.470 | 1:49.290 | 66 | 1:18.251 | 1:54.217 |
| 5 | 45.769 | 1:51.207 | 21 | 22.643 | 1:49.638 | 25 | 1:33.113 | 1:54.182 |
| 23 | 48.113 | 1:52.901 | 35 | 23.021 | 1:49.539 | 93 | 1:33.657 | 1:54.279 |
| 99 | 54.295 | 1:53.024 | 3 | 23.307 | 1:49.207 | 48 | 1:41.320 | 1:55.011 |
| 54 | 54.835 | 1:52.921 | 41 | 29.225 | 1:50.174 | 17 | 1:41.858 | 1:55.381 |
| 6 | 59.498 | 1:52.963 | 36 | 29.544 | 1:49.141 | | | |
| 154 | 59.661 | 1:52.924 | 44 | 30.132 | 1:49.490 | | | |
| 11 | 59.907 | 1:52.941 | 61 | 30.315 | 1:49.469 | | | |
| 66 | 1:00.960 | 1:53.692 | 4 | 30.385 | 1:49.461 | | | |
| 93 | 1:12.475 | 1:55.426 | 152 | 30.479 | 1:49.308 | | | |
| 25 | 1:12.802 | 1:54.254 | 50 | 30.912 | 1:49.631 | | | |
| 48 | 1:17.936 | 1:56.274 | 19 | 31.168 | 1:49.672 | | | |
| 17 | 1:18.265 | 1:56.266 | 43 | 32.987 | 1:51.745 | | | |
| | | | 49 | 38.510 | 1:59.514 | | | |
| | | | 98 | 38.802 | 1:50.345 | | | |
| | | | 37 | 39.495 | 1:50.638 | | | |
| | | | 9 | 1 Lap | 1:52.710 | | | |
| | | | 22 | 49.374 | 1:51.950 | | | |
| | | | 5 | 55.563 | 1:52.711 | | | |
| | | | 13 | 55.584 | 1:52.892 | | | |
| | | | 23 | 59.011 | 1:53.001 | | | |
| | | | 99 | 1:05.326 | 1:53.388 | | | |
| | | | 54 | 1:06.027 | 1:53.160 | | | |
| | | | 154 | 1:11.583 | 1:53.502 | | | |
| | | | 66 | 1:11.825 | 1:53.268 | | | |
| | | | 6 | 1:12.023 | 1:53.534 | | | |
| | | | 25 | 1:26.722 | 1:54.387 | | | |
| | | | 93 | 1:27.169 | 1:54.911 | | | |
| | | | 48 | 1:34.100 | 1:55.583 | | | |
| | | | 17 | 1:34.268 | 1:55.523 | | | |

| LAP 9 @ 15:02:04.464 | | |
|----------------------|--------|----------|
| NO | BEHIND | LAP TIME |

| | | |
|-----|----------|----------|
| 47 | | 1:47.512 |
| 26 | 9.146 | 1:48.547 |
| 52 | 14.374 | 1:48.545 |
| 12 | 14.395 | 1:48.468 |
| 69 | 14.697 | 1:48.897 |
| 42 | 14.789 | 1:48.779 |
| 15 | 16.079 | 1:48.894 |
| 21 | 20.716 | 1:50.167 |
| 2 | 20.891 | 1:48.543 |
| 35 | 21.193 | 1:48.469 |
| 3 | 21.811 | 1:48.944 |
| 49 | 26.707 | 1:49.051 |
| 41 | 26.762 | 1:49.536 |
| 36 | 28.114 | 1:50.049 |
| 44 | 28.353 | 1:50.164 |
| 61 | 28.557 | 1:50.312 |
| 4 | 28.635 | 1:50.528 |
| 152 | 28.882 | 1:50.505 |
| 43 | 28.953 | 1:50.185 |
| 50 | 28.992 | 1:50.491 |
| 19 | 29.207 | 1:50.511 |
| 98 | 36.168 | 1:50.655 |
| 37 | 36.568 | 1:51.265 |
| 9 | 1 Lap | 1:54.527 |
| 22 | 45.135 | 1:51.661 |
| 13 | 50.403 | 1:52.556 |
| 5 | 50.563 | 1:52.306 |
| 23 | 53.721 | 1:53.120 |
| 99 | 59.649 | 1:52.866 |
| 54 | 1:00.578 | 1:53.255 |
| 11 | 1:05.241 | 1:52.846 |
| 154 | 1:05.792 | 1:53.643 |
| 6 | 1:06.200 | 1:54.214 |
| 66 | 1:06.268 | 1:52.820 |
| 93 | 1:19.969 | 1:55.006 |
| 25 | 1:20.046 | 1:54.756 |
| 48 | 1:26.228 | 1:55.804 |
| 17 | 1:26.456 | 1:55.703 |

| LAP 11 @ 15:05:39.966 | | |
|-----------------------|--------|----------|
| NO | BEHIND | LAP TIME |

| | | |
|-----|----------|------------|
| 47 | | 1:47.791 |
| 26 | 11.873 | 1:49.198 |
| 52 | 15.645 | 1:47.675 |
| 42 | 15.917 | 1:48.093 |
| 12 | 16.013 | 1:48.323 |
| 69 | 16.137 | 1:48.686 |
| 15 | 21.019 | 1:50.469 |
| 2 | 23.810 | 1:49.131 |
| 35 | 24.008 | 1:48.778 |
| 21 | 24.210 | 1:49.358 |
| 3 | 24.917 | 1:49.401 |
| 36 | 31.132 | 1:49.379 |
| 41 | 31.448 | 1:50.014 |
| 44 | 31.889 | 1:49.548 |
| 152 | 32.205 | 1:49.517 |
| 50 | 32.610 | 1:49.489 |
| 4 | 32.796 | 1:50.202 |
| 61 | 32.986 | 1:50.462 |
| 19 | 33.810 | 1:50.433 |
| 43 | 35.368 | 1:50.172 |
| 49 | 41.437 | 1:50.718 |
| 98 | 41.497 | 1:50.486 |
| 37 | 43.055 | 1:51.351 |
| 22 | 53.221 | 1:51.638 |
| 9 | 1 Lap | 1:58.875 P |
| 5 | 1:00.145 | 1:52.373 |
| 13 | 1:00.213 | 1:52.420 |

| LAP 10 @ 15:03:52.175 | | |
|-----------------------|--------|----------|
| NO | BEHIND | LAP TIME |

| | | |
|----|--------|----------|
| 47 | | 1:47.711 |
| 26 | 10.466 | 1:49.031 |

| LAP 12 @ 15:07:28.068 | | |
|-----------------------|--------|----------|
| NO | BEHIND | LAP TIME |

| | | |
|-----|----------|----------|
| 47 | | 1:48.102 |
| 26 | 12.689 | 1:48.918 |
| 52 | 16.048 | 1:48.505 |
| 12 | 16.313 | 1:48.402 |
| 69 | 16.327 | 1:48.292 |
| 42 | 16.336 | 1:48.521 |
| 15 | 22.636 | 1:49.719 |
| 35 | 24.280 | 1:48.374 |
| 2 | 24.443 | 1:48.735 |
| 21 | 24.839 | 1:48.731 |
| 3 | 26.537 | 1:49.722 |
| 36 | 32.210 | 1:49.180 |
| 41 | 32.403 | 1:49.057 |
| 50 | 34.173 | 1:49.665 |
| 44 | 34.375 | 1:50.588 |
| 4 | 34.526 | 1:49.832 |
| 19 | 35.390 | 1:49.682 |
| 43 | 38.181 | 1:50.915 |
| 98 | 44.362 | 1:50.967 |
| 49 | 45.181 | 1:51.846 |
| 37 | 47.462 | 1:52.509 |
| 22 | 58.196 | 1:53.077 |
| 13 | 1:05.597 | 1:53.486 |
| 23 | 1:11.987 | 1:55.148 |
| 99 | 1:15.838 | 1:53.321 |
| 54 | 1:17.047 | 1:54.131 |
| 66 | 1:23.177 | 1:53.028 |
| 6 | 1:23.309 | 1:54.081 |
| 154 | 1:24.525 | 1:54.593 |
| 93 | 1:40.179 | 1:54.624 |
| 25 | 1:40.253 | 1:55.242 |
| 48 | 1:48.951 | 1:55.733 |
| 17 | 1:49.184 | 1:55.428 |

Weather / Track : Bright / Dry

MCRCB BULLETIN TK254

2016 MCE British Superbike Championship - Round 11

2016 HEL Performance British Motostar Moto 3 GP & ADAC NEC

RACE 12 - POSITION CHART

| No | Name | Lap Pos | Lap | | | | | | | | | | | | |
|-----|------------------|------------|-----|-----|-----|-----|-----|-----|-----|-----|-----|-----|-----|-----|----|
| | | | 1 | 2 | 3 | 4 | 5 | 6 | 7 | 8 | 9 | 10 | 11 | 12 | |
| 52 | BOERBOOM | 1 | 26 | 47 | 47 | 47 | 47 | 47 | 47 | 47 | 47 | 47 | 47 | 47 | 47 |
| 26 | SAEZ | 2 | 47 | 26 | 26 | 26 | 26 | 26 | 26 | 26 | 26 | 26 | 26 | 26 | 26 |
| 47 | ARCHER | 3 | 69 | 12 | 69 | 69 | 69 | 69 | 69 | 69 | 52 | 69 | 52 | 52 | |
| 69 | BOOTH-AMOS | 4 | 52 | 69 | 52 | 12 | 52 | 12 | 52 | 52 | 12 | 12 | 42 | 12 | |
| 3 | ERHARD | 5 | 12 | 52 | 12 | 52 | 12 | 52 | 42 | 12 | 69 | 42 | 12 | 69 | |
| 19 | VITS | 6 | 21 | 21 | 21 | 42 | 42 | 42 | 12 | 42 | 42 | 52 | 69 | 42 | |
| 45 | ORGIS | 7 | 3 | 42 | 42 | 21 | 21 | 15 | 15 | 15 | 15 | 15 | 15 | 15 | |
| 4 | GEIGER | 8 | 4 | 3 | 15 | 15 | 15 | 21 | 21 | 21 | 21 | 2 | 2 | 35 | |
| 37 | DUNNIK | 9 | 42 | 15 | 3 | 3 | 3 | 3 | 3 | 2 | 2 | 21 | 35 | 2 | |
| 21 | KERR | 10 | 15 | 4 | 2 | 2 | 2 | 2 | 35 | 35 | 35 | 35 | 21 | 21 | |
| 121 | MEGGLE | 11 | 50 | 50 | 50 | 35 | 35 | 35 | 2 | 3 | 3 | 3 | 3 | 3 | |
| 50 | DUPASQUIER | 12 | 19 | 2 | 4 | 50 | 50 | 44 | 44 | 41 | 49 | 41 | 36 | 36 | |
| 23 | LLEWELLYN | 13 | 44 | 44 | 35 | 4 | 44 | 41 | 41 | 49 | 41 | 36 | 41 | 41 | |
| 152 | KONIG | 14 | 45 | 61 | 61 | 44 | 4 | 50 | 36 | 36 | 36 | 44 | 44 | 50 | |
| 12 | RENDELL | 15 | 152 | 35 | 44 | 152 | 36 | 36 | 49 | 4 | 44 | 61 | 152 | 44 | |
| 42 | SLOOTEN | 16 | 61 | 19 | 36 | 36 | 41 | 4 | 4 | 44 | 61 | 4 | 50 | 4 | |
| 61 | DUBBINK | 17 | 2 | 45 | 152 | 61 | 49 | 49 | 61 | 61 | 4 | 152 | 4 | 19 | |
| 30 | COOK | 18 | 35 | 152 | 49 | 49 | 152 | 61 | 50 | 152 | 152 | 50 | 61 | 43 | |
| 43 | JESPERSEN | 19 | 43 | 36 | 19 | 41 | 61 | 152 | 19 | 50 | 43 | 19 | 19 | 98 | |
| 99 | CAMPBELL | 20 | 36 | 49 | 41 | 19 | 19 | 19 | 152 | 19 | 50 | 43 | 43 | 49 | |
| 98 | VRIES | 21 | 37 | 43 | 45 | 43 | 43 | 43 | 43 | 43 | 19 | 49 | 49 | 37 | |
| 15 | McMANUS | 22 | 49 | 41 | 43 | 98 | 98 | 98 | 98 | 37 | 98 | 98 | 98 | 22 | |
| 49 | FREITAG | 23 | 41 | 37 | 37 | 37 | 37 | 37 | 37 | 98 | 37 | 37 | 37 | 13 | |
| 93 | LAWTON | 24 | 23 | 98 | 98 | 22 | 22 | 22 | 22 | 22 | 22 | 22 | 22 | 23 | |
| 13 | KOFLER | 25 | 98 | 23 | 23 | 23 | 13 | 13 | 13 | 13 | 13 | 5 | 5 | 99 | |
| 6 | KARLSSON | 26 | 13 | 22 | 22 | 13 | 23 | 23 | 5 | 5 | 5 | 13 | 13 | 54 | |
| 35 | LODGE | 27 | 22 | 13 | 13 | 5 | 5 | 5 | 23 | 23 | 23 | 23 | 23 | 66 | |
| 22 | RODINK | 28 | 99 | 99 | 99 | 99 | 99 | 99 | 99 | 99 | 99 | 99 | 99 | 6 | |
| 36 | KROEZE | 29 | 54 | 5 | 5 | 54 | 54 | 54 | 54 | 54 | 54 | 54 | 54 | 154 | |
| 44 | BEST | 30 | 154 | 54 | 54 | 154 | 154 | 154 | 6 | 6 | 11 | 154 | 6 | 93 | |
| 122 | MENDE | 31 | 5 | 154 | 66 | 66 | 11 | 11 | 154 | 154 | 154 | 66 | 154 | 25 | |
| 48 | POTTER | 32 | 93 | 66 | 154 | 11 | 66 | 66 | 11 | 11 | 6 | 6 | 66 | 48 | |
| 5 | SVARD | 33 | 48 | 11 | 11 | 6 | 6 | 6 | 66 | 66 | 66 | 25 | 25 | 17 | |
| 54 | BURMAN | 34 | 66 | 6 | 6 | 93 | 93 | 93 | 93 | 93 | 93 | 93 | 93 | | |
| 25 | INNERFORS | 35 | 122 | 122 | 93 | 48 | 25 | 25 | 25 | 25 | 25 | 48 | 48 | | |
| 33 | CORREIA-LOURENCO | 36 | 11 | 93 | 48 | 17 | 48 | 33 | 48 | 48 | 48 | 17 | 17 | | |
| 17 | ADBRING | 37 | 6 | 48 | 17 | 33 | 33 | 48 | 17 | 17 | 17 | 9 | | | |
| 2 | BROUWERS | 38 | 33 | 33 | 33 | 25 | 17 | 17 | 33 | 9 | 9 | | | | |
| 41 | ORGIS | 39 | 17 | 17 | 25 | 9 | 9 | 9 | 9 | | | | | | |
| 9 | DOORAKKERS | 40 | 25 | 25 | 9 | | | | | | | | | | |
| 154 | FALCK | 41 | 9 | 9 | | | | | | | | | | | |
| 66 | FRASER | 42 | | | | | | | | | | | | | |
| 11 | UHRE | 43 | | | | | | | | | | | | | |

Weather / Track : Bright / Dry

Results can be found at www.tsl-timing.com

Assen
Circuit Length = 2.8222 miles
Start: 14:45 Flag 15:07 End: 15:09

Printed - 15:12 Sunday, 02 October 2016

MCRCB BULLETIN TK255

2016 MCE British Superbike Championship - Round 11

2016 HEL Performance British Motostar Moto 3 GP & ADAC NEC

RACE 12 - SECTOR ANALYSIS

SECTOR 1 = FL to I1, SECTOR 2 = I1 to I2, SECTOR 3 = I2 to FL, DIFF = Difference To Personal Best Lap, P = Crossed Finish Line in Pit Lane, D = Time Disallowed

| P1 47 | | Jake ARCHER | | KTM FTR - City Lifting / RS Racing | | | | | |
|---------------------------|---------------|--------------------------|---------------|------------------------------------|--------------|---------------------|--------------|-------|---------------------|
| IDEAL LAP TIME : 1:46.575 | | BEST LAP TIME : 1:46.604 | | DIFFERENCE : 0.029 | | | | | |
| LAP | SECTOR 1 | SECTOR 2 | SECTOR 3 | LAP TIME | MPH | DIFF | TIME OF DAY | | |
| 1 - | | 122.9 | 41.886 | 25.272 | 109.1 | 1:53.461 | 89.54 | 6.857 | 14:47:47.261 |
| 2 - | 41.349 | 124.0 | 40.994 | 25.129 | 107.8 | 1:47.472 | 94.53 | 0.868 | 14:49:34.733 |
| 3 - | 41.288 | 123.3 | 40.912 | 25.052 | 107.2 | 1:47.252 | 94.73 | 0.648 | 14:51:21.985 |
| 4 - | 41.009 | 124.0 | 40.608 | 24.987 | 107.2 | 1:46.604 (1) | 95.30 | | 14:53:08.589 |
| 5 - | 41.135 | 123.5 | 40.697 | 24.958 | 107.0 | 1:46.790 (2) | 95.14 | 0.186 | 14:54:55.379 |
| 6 - | 41.215 | 123.8 | 40.716 | 25.061 | 107.5 | 1:46.992 (3) | 94.96 | 0.388 | 14:56:42.371 |
| 7 - | 41.095 | 123.8 | 40.856 | 25.172 | 107.5 | 1:47.123 | 94.84 | 0.519 | 14:58:29.494 |
| 8 - | 41.319 | 124.2 | 40.968 | 25.171 | 107.2 | 1:47.458 | 94.55 | 0.854 | 15:00:16.952 |
| 9 - | 41.413 | 124.5 | 40.947 | 25.152 | 107.2 | 1:47.512 | 94.50 | 0.908 | 15:02:04.464 |
| 10 - | 41.321 | 124.0 | 41.075 | 25.315 | 107.8 | 1:47.711 | 94.32 | 1.107 | 15:03:52.175 |
| 11 - | 41.284 | 124.2 | 41.291 | 25.216 | 106.7 | 1:47.791 | 94.25 | 1.187 | 15:05:39.966 |
| 12 - | 41.804 | 123.8 | 41.024 | 25.274 | 100.7 | 1:48.102 | 93.98 | 1.498 | 15:07:28.068 |

| P2 26 | | Dani SAEZ | | KTM - GA Competition | | | | | |
|---------------------------|---------------|--------------------------|---------------|----------------------|--------------|---------------------|--------------|-------|---------------------|
| IDEAL LAP TIME : 1:47.609 | | BEST LAP TIME : 1:47.877 | | DIFFERENCE : 0.268 | | | | | |
| LAP | SECTOR 1 | SECTOR 2 | SECTOR 3 | LAP TIME | MPH | DIFF | TIME OF DAY | | |
| 1 - | | 126.6 | 41.893 | 25.150 | 107.5 | 1:53.371 | 89.61 | 5.494 | 14:47:47.171 |
| 2 - | 41.735 | 126.6 | 41.244 | 24.898 | 108.5 | 1:47.877 (1) | 94.18 | | 14:49:35.048 |
| 3 - | 41.588 | 124.7 | 41.269 | 25.083 | 107.8 | 1:47.940 (2) | 94.12 | 0.063 | 14:51:22.988 |
| 4 - | 41.467 | 124.9 | 41.498 | 25.146 | 107.5 | 1:48.111 | 93.97 | 0.234 | 14:53:11.099 |
| 5 - | 41.879 | 124.9 | 41.615 | 25.256 | 107.0 | 1:48.750 | 93.42 | 0.873 | 14:54:59.849 |
| 6 - | 41.728 | 124.5 | 41.715 | 25.230 | 107.0 | 1:48.673 | 93.49 | 0.796 | 14:56:48.522 |
| 7 - | 41.739 | 124.5 | 41.541 | 25.184 | 108.3 | 1:48.464 | 93.67 | 0.587 | 14:58:36.986 |
| 8 - | 41.572 | 124.9 | 41.481 | 25.024 | 107.5 | 1:48.077 (3) | 94.00 | 0.200 | 15:00:25.063 |
| 9 - | 41.619 | 124.9 | 41.655 | 25.273 | 107.2 | 1:48.547 | 93.60 | 0.670 | 15:02:13.610 |
| 10 - | 41.781 | 124.7 | 41.835 | 25.415 | 107.2 | 1:49.031 | 93.18 | 1.154 | 15:04:02.641 |
| 11 - | 41.903 | 124.2 | 41.953 | 25.342 | 107.0 | 1:49.198 | 93.04 | 1.321 | 15:05:51.839 |
| 12 - | 41.805 | 125.2 | 41.572 | 25.541 | 94.5 | 1:48.918 | 93.28 | 1.041 | 15:07:40.757 |

| P3 52 | | Jorel BOERBOOM | | Kalex KTM - FPW Racing | | | | | |
|---------------------------|---------------|--------------------------|---------------|------------------------|--------------|---------------------|--------------|-------|---------------------|
| IDEAL LAP TIME : 1:47.626 | | BEST LAP TIME : 1:47.675 | | DIFFERENCE : 0.049 | | | | | |
| LAP | SECTOR 1 | SECTOR 2 | SECTOR 3 | LAP TIME | MPH | DIFF | TIME OF DAY | | |
| 1 - | | 124.5 | 42.046 | 25.447 | 106.2 | 1:54.616 | 88.64 | 6.941 | 14:47:48.416 |
| 2 - | 42.708 | 124.5 | 41.696 | 25.592 | 106.0 | 1:49.996 | 92.36 | 2.321 | 14:49:38.412 |
| 3 - | 42.463 | 126.6 | 41.606 | 25.020 | 107.0 | 1:49.089 | 93.13 | 1.414 | 14:51:27.501 |
| 4 - | 42.342 | 125.6 | 41.510 | 25.039 | 107.2 | 1:48.891 | 93.30 | 1.216 | 14:53:16.392 |
| 5 - | 41.874 | 126.3 | 41.187 | 24.849 | 107.0 | 1:47.910 (2) | 94.15 | 0.235 | 14:55:04.302 |
| 6 - | 42.067 | 124.2 | 41.673 | 25.221 | 106.7 | 1:48.961 | 93.24 | 1.286 | 14:56:53.263 |
| 7 - | 42.064 | 125.4 | 41.428 | 24.990 | 107.2 | 1:48.482 (3) | 93.65 | 0.807 | 14:58:41.745 |
| 8 - | 41.891 | 126.3 | 41.306 | 25.351 | 105.5 | 1:48.548 | 93.60 | 0.873 | 15:00:30.293 |
| 9 - | 42.638 | 126.6 | 40.914 | 24.993 | 106.7 | 1:48.545 | 93.60 | 0.870 | 15:02:18.838 |
| 10 - | 42.016 | 123.1 | 42.084 | 24.998 | 108.0 | 1:49.098 | 93.12 | 1.423 | 15:04:07.936 |
| 11 - | 41.920 | 124.9 | 40.917 | 24.838 | 106.5 | 1:47.675 (1) | 94.35 | | 15:05:55.611 |
| 12 - | 42.086 | 123.3 | 41.285 | 25.134 | 105.2 | 1:48.505 | 93.63 | 0.830 | 15:07:44.116 |

| P4 12 | | Edward RENDELL | | Ten Kate Honda - Banks Racing | | | | | |
|---------------------------|---------------|--------------------------|---------------|-------------------------------|--------------|---------------------|--------------|-------|---------------------|
| IDEAL LAP TIME : 1:47.670 | | BEST LAP TIME : 1:48.243 | | DIFFERENCE : 0.573 | | | | | |
| LAP | SECTOR 1 | SECTOR 2 | SECTOR 3 | LAP TIME | MPH | DIFF | TIME OF DAY | | |
| 1 - | | 121.3 | 41.219 | 25.465 | 105.2 | 1:54.732 | 88.55 | 6.489 | 14:47:48.532 |
| 2 - | 42.686 | 118.3 | 41.710 | 25.368 | 102.1 | 1:49.764 | 92.56 | 1.521 | 14:49:38.296 |
| 3 - | 42.653 | 120.4 | 41.650 | 25.088 | 105.0 | 1:49.391 | 92.87 | 1.148 | 14:51:27.687 |
| 4 - | 42.517 | 121.1 | 40.544 | 25.318 | 101.9 | 1:48.379 | 93.74 | 0.136 | 14:53:16.066 |
| 5 - | 42.067 | 120.4 | 40.855 | 25.321 | 101.9 | 1:48.243 (1) | 93.86 | | 14:55:04.309 |
| 6 - | 42.690 | 118.9 | 40.979 | 25.272 | 102.8 | 1:48.941 | 93.26 | 0.698 | 14:56:53.250 |
| 7 - | 42.462 | 120.4 | 40.988 | 25.374 | 105.5 | 1:48.824 | 93.36 | 0.581 | 14:58:42.074 |
| 8 - | 42.088 | 122.0 | 41.021 | 25.208 | 103.3 | 1:48.317 (2) | 93.80 | 0.074 | 15:00:30.391 |
| 9 - | 42.399 | 121.3 | 40.914 | 25.155 | 101.9 | 1:48.468 | 93.66 | 0.225 | 15:02:18.859 |

Weather / Track : Bright / Dry

Assen

Circuit Length = 2.8222 miles

Start: 14:45 Flag 15:07 End: 15:09

MCRCB BULLETIN TK255

2016 MCE British Superbike Championship - Round 11

2016 HEL Performance British Motostar Moto 3 GP & ADAC NEC

RACE 12 - SECTOR ANALYSIS

SECTOR 1 = FL to I1, SECTOR 2 = I1 to I2, SECTOR 3 = I2 to FL, DIFF = Difference To Personal Best Lap, P = Crossed Finish Line in Pit Lane, D = Time Disallowed

| | | | | | | | | | |
|------|--------|-------|--------|---------------|-------|--------------|-------|-------|--------------|
| 10 - | 42.352 | 119.8 | 41.386 | 25.059 | 102.8 | 1:48.797 | 93.38 | 0.554 | 15:04:07.656 |
| 11 - | 42.395 | 120.4 | 40.607 | 25.321 | 105.2 | 1:48.323 (3) | 93.79 | 0.080 | 15:05:55.979 |
| 12 - | 42.107 | 119.8 | 41.023 | 25.272 | 100.7 | 1:48.402 | 93.72 | 0.159 | 15:07:44.381 |

| P5 | 69 | Tom BOOTH-AMOS | | | Tigcraft - FAB Racing | | | | | |
|---------------------------|---------------|--------------------------|---------------|---------------|-----------------------|---------------------|--------------|-------|---------------------|-------------|
| IDEAL LAP TIME : 1:47.839 | | BEST LAP TIME : 1:48.256 | | | DIFFERENCE : 0.417 | | | | | |
| LAP | SECTOR 1 | | SECTOR 2 | | SECTOR 3 | | LAP TIME | MPH | DIFF | TIME OF DAY |
| 1 - | | 123.3 | 41.541 | 25.635 | 103.8 | 1:54.610 | 88.64 | 6.354 | 14:47:48.410 | |
| 2 - | 42.722 | 121.5 | 41.526 | 25.699 | 104.7 | 1:49.947 | 92.40 | 1.691 | 14:49:38.357 | |
| 3 - | 42.238 | 121.1 | 41.439 | 25.313 | 104.0 | 1:48.990 | 93.22 | 0.734 | 14:51:27.347 | |
| 4 - | 42.393 | 120.2 | 40.968 | 25.088 | 104.5 | 1:48.449 | 93.68 | 0.193 | 14:53:15.796 | |
| 5 - | 42.117 | 119.4 | 41.006 | 25.290 | 103.0 | 1:48.413 (3) | 93.71 | 0.157 | 14:55:04.209 | |
| 6 - | 42.246 | 119.6 | 41.047 | 25.388 | 103.5 | 1:48.681 | 93.48 | 0.425 | 14:56:52.890 | |
| 7 - | 42.335 | 119.4 | 40.863 | 25.342 | 104.7 | 1:48.540 | 93.60 | 0.284 | 14:58:41.430 | |
| 8 - | 42.014 | 120.4 | 41.289 | 25.531 | 104.0 | 1:48.834 | 93.35 | 0.578 | 15:00:30.264 | |
| 9 - | 42.400 | 120.4 | 40.984 | 25.513 | 104.5 | 1:48.897 | 93.30 | 0.641 | 15:02:19.161 | |
| 10 - | 41.977 | 122.4 | 40.933 | 25.346 | 105.0 | 1:48.256 (1) | 93.85 | | 15:04:07.417 | |
| 11 - | 41.942 | 120.4 | 41.119 | 25.625 | 106.5 | 1:48.686 | 93.48 | 0.430 | 15:05:56.103 | |
| 12 - | 41.950 | 122.9 | 40.809 | 25.533 | 99.4 | 1:48.292 (2) | 93.82 | 0.036 | 15:07:44.395 | |

| P6 | 42 | Brian SLOOTEN | | | Bakker Honda - Bakker Frame Racing | | | | | |
|---------------------------|---------------|--------------------------|---------------|---------------|------------------------------------|---------------------|--------------|-------|---------------------|-------------|
| IDEAL LAP TIME : 1:47.787 | | BEST LAP TIME : 1:48.093 | | | DIFFERENCE : 0.306 | | | | | |
| LAP | SECTOR 1 | | SECTOR 2 | | SECTOR 3 | | LAP TIME | MPH | DIFF | TIME OF DAY |
| 1 - | | 123.3 | 41.752 | 25.324 | 106.2 | 1:55.881 | 87.67 | 7.788 | 14:47:49.681 | |
| 2 - | 42.197 | 125.2 | 41.398 | 25.567 | 106.2 | 1:49.162 | 93.07 | 1.069 | 14:49:38.843 | |
| 3 - | 42.584 | 124.2 | 41.662 | 25.210 | 106.2 | 1:49.456 | 92.82 | 1.363 | 14:51:28.299 | |
| 4 - | 42.247 | 124.2 | 41.130 | 24.979 | 105.5 | 1:48.356 | 93.76 | 0.263 | 14:53:16.655 | |
| 5 - | 42.197 | 122.6 | 41.171 | 25.327 | 104.5 | 1:48.695 | 93.47 | 0.602 | 14:55:05.350 | |
| 6 - | 42.169 | 122.4 | 41.082 | 25.057 | 105.5 | 1:48.308 (2) | 93.80 | 0.215 | 14:56:53.658 | |
| 7 - | 42.019 | 122.0 | 41.193 | 25.100 | 106.2 | 1:48.312 (3) | 93.80 | 0.219 | 14:58:41.970 | |
| 8 - | 41.964 | 123.8 | 41.184 | 25.356 | 106.7 | 1:48.504 | 93.63 | 0.411 | 15:00:30.474 | |
| 9 - | 42.628 | 125.4 | 40.996 | 25.155 | 106.5 | 1:48.779 | 93.40 | 0.686 | 15:02:19.253 | |
| 10 - | 42.019 | 126.1 | 41.253 | 25.265 | 106.0 | 1:48.537 | 93.61 | 0.444 | 15:04:07.790 | |
| 11 - | 41.841 | 122.6 | 40.967 | 25.285 | 105.5 | 1:48.093 (1) | 93.99 | | 15:05:55.883 | |
| 12 - | 42.324 | 125.4 | 41.041 | 25.156 | 105.5 | 1:48.521 | 93.62 | 0.428 | 15:07:44.404 | |

| P7 | 15 | Eugene McMANUS | | | KTM - M.V. Commercial | | | | | |
|---------------------------|---------------|--------------------------|---------------|---------------|-----------------------|---------------------|--------------|-------|---------------------|-------------|
| IDEAL LAP TIME : 1:47.646 | | BEST LAP TIME : 1:47.931 | | | DIFFERENCE : 0.285 | | | | | |
| LAP | SECTOR 1 | | SECTOR 2 | | SECTOR 3 | | LAP TIME | MPH | DIFF | TIME OF DAY |
| 1 - | | 129.5 | 42.008 | 26.112 | 107.8 | 1:57.039 | 86.80 | 9.108 | 14:47:50.839 | |
| 2 - | 41.904 | 128.8 | 41.341 | 25.367 | 107.2 | 1:48.612 | 93.54 | 0.681 | 14:49:39.451 | |
| 3 - | 41.850 | 129.0 | 42.262 | 25.354 | 107.0 | 1:49.466 | 92.81 | 1.535 | 14:51:28.917 | |
| 4 - | 41.877 | 128.5 | 41.471 | 25.366 | 108.3 | 1:48.714 | 93.45 | 0.783 | 14:53:17.631 | |
| 5 - | 41.983 | 126.8 | 41.352 | 25.068 | 107.8 | 1:48.403 (2) | 93.72 | 0.472 | 14:55:06.034 | |
| 6 - | 41.993 | 128.5 | 41.408 | 25.104 | 107.2 | 1:48.505 (3) | 93.63 | 0.574 | 14:56:54.539 | |
| 7 - | 41.816 | 127.0 | 41.144 | 24.971 | 108.0 | 1:47.931 (1) | 94.13 | | 14:58:42.470 | |
| 8 - | 41.531 | 126.8 | 41.357 | 26.291 | 102.6 | 1:49.179 | 93.05 | 1.248 | 15:00:31.649 | |
| 9 - | 42.051 | 127.8 | 41.273 | 25.570 | 107.5 | 1:48.894 | 93.30 | 0.963 | 15:02:20.543 | |
| 10 - | 42.167 | 126.8 | 42.027 | 25.779 | 107.5 | 1:49.973 | 92.38 | 2.042 | 15:04:10.516 | |
| 11 - | 42.486 | 124.7 | 42.419 | 25.564 | 106.7 | 1:50.469 | 91.97 | 2.538 | 15:06:00.985 | |
| 12 - | 42.339 | 126.3 | 41.835 | 25.545 | 108.0 | 1:49.719 | 92.60 | 1.788 | 15:07:50.704 | |

| P8 | 35 | Elliot LODGE | | | Honda - Essential Team Racing / SP125 | | | | | |
|---------------------------|-----------|--------------------------|----------|--------|---------------------------------------|----------|----------|--------|--------------|-------------|
| IDEAL LAP TIME : 1:48.068 | | BEST LAP TIME : 1:48.221 | | | DIFFERENCE : 0.153 | | | | | |
| LAP | SECTOR 1 | | SECTOR 2 | | SECTOR 3 | | LAP TIME | MPH | DIFF | TIME OF DAY |
| 1 - | | 125.4 | 42.561 | 25.946 | 105.7 | 1:59.273 | 85.18 | 11.052 | 14:47:53.073 | |
| 2 - | 42.621 | 125.4 | 41.755 | 25.586 | 105.7 | 1:49.962 | 92.39 | 1.741 | 14:49:43.035 | |
| 3 - | 42.473 | 124.0 | 41.247 | 25.348 | 105.0 | 1:49.068 | 93.15 | 0.847 | 14:51:32.103 | |
| 4 - | 42.254 | 124.7 | 41.029 | 25.302 | 104.7 | 1:48.585 | 93.56 | 0.364 | 14:53:20.688 | |
| 5 - | 42.196 | 121.7 | 41.704 | 25.663 | 105.0 | 1:49.563 | 92.73 | 1.342 | 14:55:10.251 | |

Weather / Track : Bright / Dry

Assen

Circuit Length = 2.8222 miles

Start: 14:45 Flag 15:07 End: 15:09

MCRCB BULLETIN TK255

2016 MCE British Superbike Championship - Round 11

2016 HEL Performance British Motostar Moto 3 GP & ADAC NEC

RACE 12 - SECTOR ANALYSIS

SECTOR 1 = FL to I1, SECTOR 2 = I1 to I2, SECTOR 3 = I2 to FL, DIFF = Difference To Personal Best Lap, P = Crossed Finish Line in Pit Lane, D = Time Disallowed

| | | | | | | | | | |
|------|---------------|-------|---------------|---------------|--------------|---------------------|--------------|-------|---------------------|
| 6 - | 42.262 | 122.0 | 41.349 | 25.552 | 105.5 | 1:49.163 | 93.07 | 0.942 | 14:56:59.414 |
| 7 - | 42.056 | 121.1 | 40.941 | 25.224 | 105.7 | 1:48.221 (1) | 93.88 | | 14:58:47.635 |
| 8 - | 42.695 | 124.2 | 41.309 | 25.549 | 105.2 | 1:49.553 | 92.74 | 1.332 | 15:00:37.188 |
| 9 - | 41.916 | 124.0 | 41.176 | 25.377 | 105.5 | 1:48.469 (3) | 93.66 | 0.248 | 15:02:25.657 |
| 10 - | 42.072 | 124.0 | 41.803 | 25.664 | 106.0 | 1:49.539 | 92.75 | 1.318 | 15:04:15.196 |
| 11 - | 41.961 | 125.2 | 41.412 | 25.405 | 105.2 | 1:48.778 | 93.40 | 0.557 | 15:06:03.974 |
| 12 - | 42.160 | 122.2 | 40.928 | 25.286 | 104.7 | 1:48.374 (2) | 93.75 | 0.153 | 15:07:52.348 |

| P9 2 | | Mike BROUWERS | | Husqvarna - Joma / Brouwersracingteam | | | | | | |
|---------------------------|---------------|--------------------------|---------------|---------------------------------------|--------------|---------------------|--------------|--------|---------------------|-------------|
| IDEAL LAP TIME : 1:48.314 | | BEST LAP TIME : 1:48.543 | | DIFFERENCE : 0.229 | | | | | | |
| LAP | SECTOR 1 | | SECTOR 2 | | SECTOR 3 | | LAP TIME | MPH | DIFF | TIME OF DAY |
| 1 - | | 123.5 | 42.474 | 25.492 | 106.5 | 1:59.044 | 85.34 | 10.501 | 14:47:52.844 | |
| 2 - | 42.461 | 122.2 | 41.513 | 25.637 | 104.0 | 1:49.611 | 92.69 | 1.068 | 14:49:42.455 | |
| 3 - | 42.444 | 120.2 | 40.955 | 25.470 | 102.6 | 1:48.869 | 93.32 | 0.326 | 14:51:31.324 | |
| 4 - | 42.740 | 119.1 | 41.101 | 25.249 | 104.7 | 1:49.090 | 93.13 | 0.547 | 14:53:20.414 | |
| 5 - | 42.573 | 121.5 | 41.523 | 25.387 | 104.7 | 1:49.483 | 92.80 | 0.940 | 14:55:09.897 | |
| 6 - | 42.716 | 120.6 | 41.326 | 25.230 | 105.0 | 1:49.272 | 92.98 | 0.729 | 14:56:59.169 | |
| 7 - | 42.349 | 120.6 | 41.078 | 25.123 | 106.7 | 1:48.550 (2) | 93.59 | 0.007 | 14:58:47.719 | |
| 8 - | 42.537 | 120.4 | 41.318 | 25.238 | 105.2 | 1:49.093 | 93.13 | 0.550 | 15:00:36.812 | |
| 9 - | 42.245 | 122.2 | 41.093 | 25.205 | 105.7 | 1:48.543 (1) | 93.60 | | 15:02:25.355 | |
| 10 - | 42.426 | 121.7 | 41.645 | 25.219 | 105.2 | 1:49.290 | 92.96 | 0.747 | 15:04:14.645 | |
| 11 - | 42.438 | 121.5 | 41.253 | 25.440 | 105.2 | 1:49.131 | 93.10 | 0.588 | 15:06:03.776 | |
| 12 - | 42.404 | 120.9 | 41.217 | 25.114 | 105.5 | 1:48.735 (3) | 93.43 | 0.192 | 15:07:52.511 | |

| P10 21 | | Richard KERR | | KTM - North West Racing | | | | | | |
|---------------------------|---------------|--------------------------|---------------|-------------------------|--------------|---------------------|--------------|-------|---------------------|-------------|
| IDEAL LAP TIME : 1:48.508 | | BEST LAP TIME : 1:48.651 | | DIFFERENCE : 0.143 | | | | | | |
| LAP | SECTOR 1 | | SECTOR 2 | | SECTOR 3 | | LAP TIME | MPH | DIFF | TIME OF DAY |
| 1 - | | 126.1 | 42.173 | 25.766 | 106.0 | 1:55.095 | 88.27 | 6.444 | 14:47:48.895 | |
| 2 - | 42.251 | 123.5 | 41.879 | 25.567 | 107.0 | 1:49.697 | 92.62 | 1.046 | 14:49:38.592 | |
| 3 - | 42.399 | 126.6 | 41.880 | 25.282 | 106.7 | 1:49.561 | 92.73 | 0.910 | 14:51:28.153 | |
| 4 - | 41.979 | 124.5 | 41.430 | 25.517 | 107.2 | 1:48.926 (3) | 93.27 | 0.275 | 14:53:17.079 | |
| 5 - | 42.001 | 124.0 | 41.393 | 25.257 | 107.2 | 1:48.651 (1) | 93.51 | | 14:55:05.730 | |
| 6 - | 42.276 | 124.2 | 42.129 | 25.517 | 106.0 | 1:49.922 | 92.43 | 1.271 | 14:56:55.652 | |
| 7 - | 42.207 | 122.4 | 41.732 | 25.719 | 106.0 | 1:49.658 | 92.65 | 1.007 | 14:58:45.310 | |
| 8 - | 42.189 | 122.6 | 41.963 | 25.551 | 106.2 | 1:49.703 | 92.61 | 1.052 | 15:00:35.013 | |
| 9 - | 42.326 | 122.2 | 42.085 | 25.756 | 106.7 | 1:50.167 | 92.22 | 1.516 | 15:02:25.180 | |
| 10 - | 42.179 | 122.0 | 42.007 | 25.452 | 107.0 | 1:49.638 | 92.67 | 0.987 | 15:04:14.818 | |
| 11 - | 42.096 | 122.6 | 41.529 | 25.733 | 107.5 | 1:49.358 | 92.90 | 0.707 | 15:06:04.176 | |
| 12 - | 42.002 | 125.6 | 41.272 | 25.457 | 105.0 | 1:48.731 (2) | 93.44 | 0.080 | 15:07:52.907 | |

| P11 3 AS | | Toni ERHARD | | Honda - Kiefer Racing | | | | | | |
|---------------------------|---------------|--------------------------|---------------|-----------------------|--------------|---------------------|--------------|-------|---------------------|-------------|
| IDEAL LAP TIME : 1:48.457 | | BEST LAP TIME : 1:48.944 | | DIFFERENCE : 0.487 | | | | | | |
| LAP | SECTOR 1 | | SECTOR 2 | | SECTOR 3 | | LAP TIME | MPH | DIFF | TIME OF DAY |
| 1 - | | 118.9 | 41.348 | 25.918 | 101.2 | 1:55.361 | 88.07 | 6.417 | 14:47:49.161 | |
| 2 - | 42.732 | 119.6 | 41.467 | 25.775 | 103.5 | 1:49.974 | 92.38 | 1.030 | 14:49:39.135 | |
| 3 - | 43.038 | 120.2 | 41.519 | 25.367 | 102.3 | 1:49.924 | 92.42 | 0.980 | 14:51:29.059 | |
| 4 - | 42.633 | 118.9 | 41.102 | 25.250 | 104.5 | 1:48.985 (2) | 93.22 | 0.041 | 14:53:18.044 | |
| 5 - | 42.290 | 119.8 | 41.384 | 25.629 | 103.0 | 1:49.303 | 92.95 | 0.359 | 14:55:07.347 | |
| 6 - | 42.421 | 118.1 | 41.614 | 25.873 | 103.8 | 1:49.908 | 92.44 | 0.964 | 14:56:57.255 | |
| 7 - | 42.598 | 116.5 | 41.760 | 25.654 | 103.8 | 1:50.012 | 92.35 | 1.068 | 14:58:47.267 | |
| 8 - | 43.171 | 121.1 | 41.289 | 25.604 | 104.2 | 1:50.064 | 92.31 | 1.120 | 15:00:37.331 | |
| 9 - | 42.441 | 120.2 | 40.960 | 25.543 | 103.5 | 1:48.944 (1) | 93.26 | | 15:02:26.275 | |
| 10 - | 42.247 | 119.8 | 41.116 | 25.844 | 104.5 | 1:49.207 (3) | 93.03 | 0.263 | 15:04:15.482 | |
| 11 - | 42.501 | 119.8 | 41.405 | 25.495 | 103.0 | 1:49.401 | 92.87 | 0.457 | 15:06:04.883 | |
| 12 - | 42.399 | 119.4 | 41.510 | 25.813 | 94.7 | 1:49.722 | 92.59 | 0.778 | 15:07:54.605 | |

| P12 36 AS | | Sander KROEZE | | Honda - Ernst Dubbink Eveno Racing | | | | | | |
|---------------------------|----------|--------------------------|----------|------------------------------------|----------|----------|----------|--------|--------------|-------------|
| IDEAL LAP TIME : 1:48.807 | | BEST LAP TIME : 1:49.115 | | DIFFERENCE : 0.308 | | | | | | |
| LAP | SECTOR 1 | | SECTOR 2 | | SECTOR 3 | | LAP TIME | MPH | DIFF | TIME OF DAY |
| 1 - | | 119.8 | 42.628 | 25.535 | 101.9 | 2:00.026 | 84.64 | 10.911 | 14:47:53.826 | |

Weather / Track : Bright / Dry

Assen

Circuit Length = 2.8222 miles

Start: 14:45 Flag 15:07 End: 15:09

MCRCB BULLETIN TK255

2016 MCE British Superbike Championship - Round 11

2016 HEL Performance British Motostar Moto 3 GP & ADAC NEC

RACE 12 - SECTOR ANALYSIS

SECTOR 1 = FL to I1, SECTOR 2 = I1 to I2, SECTOR 3 = I2 to FL, DIFF = Difference To Personal Best Lap, P = Crossed Finish Line in Pit Lane, D = Time Disallowed

| | | | | | | | | | |
|------------|---------------|--------------|---------------|---------------|--------------|---------------------|--------------|-------|---------------------|
| 2 - | 42.704 | 122.2 | 41.700 | 25.397 | 105.2 | 1:49.801 | 92.53 | 0.686 | 14:49:43.627 |
| 3 - | 43.019 | 121.7 | 41.309 | 25.296 | 102.8 | 1:49.624 | 92.68 | 0.509 | 14:51:33.251 |
| 4 - | 42.548 | 121.5 | 41.242 | 25.720 | 99.6 | 1:49.510 | 92.77 | 0.395 | 14:53:22.761 |
| 5 - | 42.494 | 121.1 | 41.285 | 25.336 | 103.5 | 1:49.115 (1) | 93.11 | | 14:55:11.876 |
| 6 - | 42.542 | 119.6 | 41.984 | 25.592 | 102.6 | 1:50.118 | 92.26 | 1.003 | 14:57:01.994 |
| 7 - | 43.021 | 120.2 | 41.264 | 25.653 | 102.1 | 1:49.938 | 92.41 | 0.823 | 14:58:51.932 |
| 8 - | 42.967 | 120.6 | 41.345 | 26.285 | 102.1 | 1:50.597 | 91.86 | 1.482 | 15:00:42.529 |
| 9 - | 43.138 | 119.1 | 41.606 | 25.305 | 103.0 | 1:50.049 | 92.32 | 0.934 | 15:02:32.578 |
| 10 - | 42.341 | 119.6 | 41.225 | 25.575 | 102.8 | 1:49.141 (2) | 93.09 | 0.026 | 15:04:21.719 |
| 11 - | 42.746 | 121.3 | 41.392 | 25.241 | 103.5 | 1:49.379 | 92.88 | 0.264 | 15:06:11.098 |
| 12 - | 42.394 | 119.1 | 41.469 | 25.317 | 102.6 | 1:49.180 (3) | 93.05 | 0.065 | 15:08:00.278 |

P13 41 AS Kevin ORGIS

Honda - Kiefer Racing

IDEAL LAP TIME : 1:48.525

BEST LAP TIME : 1:48.737

DIFFERENCE : 0.212

| LAP | SECTOR 1 | SECTOR 2 | SECTOR 3 | LAP TIME | MPH | DIFF | TIME OF DAY | | |
|------------|---------------|--------------|---------------|---------------|--------------|---------------------|--------------|--------|---------------------|
| 1 - | | 125.4 | 42.470 | 26.243 | 103.0 | 2:01.209 | 83.82 | 12.472 | 14:47:55.009 |
| 2 - | 42.574 | 122.6 | 41.915 | 25.496 | 107.2 | 1:49.985 | 92.37 | 1.248 | 14:49:44.994 |
| 3 - | 42.253 | 123.3 | 41.471 | 25.384 | 106.5 | 1:49.108 | 93.12 | 0.371 | 14:51:34.102 |
| 4 - | 42.300 | 122.9 | 41.144 | 25.293 | 107.2 | 1:48.737 (1) | 93.43 | | 14:53:22.839 |
| 5 - | 42.329 | 121.1 | 41.191 | 25.542 | 108.0 | 1:49.062 (3) | 93.15 | 0.325 | 14:55:11.901 |
| 6 - | 42.580 | 122.9 | 41.833 | 25.290 | 105.7 | 1:49.703 | 92.61 | 0.966 | 14:57:01.604 |
| 7 - | 43.050 | 122.0 | 41.623 | 25.611 | 105.2 | 1:50.284 | 92.12 | 1.547 | 14:58:51.888 |
| 8 - | 42.760 | 119.4 | 41.686 | 25.356 | 106.2 | 1:49.802 | 92.53 | 1.065 | 15:00:41.690 |
| 9 - | 42.502 | 118.9 | 41.441 | 25.593 | 107.5 | 1:49.536 | 92.75 | 0.799 | 15:02:31.226 |
| 10 - | 42.416 | 120.9 | 41.903 | 25.855 | 106.0 | 1:50.174 | 92.21 | 1.437 | 15:04:21.400 |
| 11 - | 42.993 | 119.1 | 41.600 | 25.421 | 106.7 | 1:50.014 | 92.35 | 1.277 | 15:06:11.414 |
| 12 - | 42.091 | 122.6 | 41.572 | 25.394 | 107.2 | 1:49.057 (2) | 93.16 | 0.320 | 15:08:00.471 |

P14 50 AGP Jason DUPASQUIER

KTM - KTM Swiss Junior Team

IDEAL LAP TIME : 1:49.159

BEST LAP TIME : 1:49.489

DIFFERENCE : 0.330

| LAP | SECTOR 1 | SECTOR 2 | SECTOR 3 | LAP TIME | MPH | DIFF | TIME OF DAY | | |
|-------------|---------------|--------------|---------------|---------------|--------------|---------------------|--------------|-------|---------------------|
| 1 - | | 125.6 | 42.156 | 25.713 | 106.0 | 1:57.483 | 86.48 | 7.994 | 14:47:51.283 |
| 2 - | 42.594 | 125.6 | 41.544 | 25.761 | 106.2 | 1:49.899 | 92.45 | 0.410 | 14:49:41.182 |
| 3 - | 42.445 | 125.9 | 41.880 | 26.180 | 104.5 | 1:50.505 | 91.94 | 1.016 | 14:51:31.687 |
| 4 - | 42.446 | 125.4 | 41.581 | 25.664 | 107.5 | 1:49.691 | 92.62 | 0.202 | 14:53:21.378 |
| 5 - | 42.632 | 124.7 | 41.676 | 25.547 | 105.0 | 1:49.855 | 92.48 | 0.366 | 14:55:11.233 |
| 6 - | 42.883 | 122.6 | 41.990 | 25.552 | 107.2 | 1:50.425 | 92.00 | 0.936 | 14:57:01.658 |
| 7 - | 42.569 | 128.0 | 42.242 | 26.018 | 107.5 | 1:50.829 | 91.67 | 1.340 | 14:58:52.487 |
| 8 - | 42.714 | 127.3 | 41.924 | 25.840 | 108.3 | 1:50.478 | 91.96 | 0.989 | 15:00:42.965 |
| 9 - | 43.159 | 129.3 | 41.605 | 25.727 | 107.8 | 1:50.491 | 91.95 | 1.002 | 15:02:33.456 |
| 10 - | 42.220 | 130.3 | 41.953 | 25.458 | 106.2 | 1:49.631 (2) | 92.67 | 0.142 | 15:04:23.087 |
| 11 - | 42.384 | 127.5 | 41.710 | 25.395 | 107.5 | 1:49.489 (1) | 92.79 | | 15:06:12.576 |
| 12 - | 42.331 | 127.0 | 41.801 | 25.533 | 105.2 | 1:49.665 (3) | 92.64 | 0.176 | 15:08:02.241 |

P15 44 Edmund BEST

KTM - SymCirrus Motorsport

IDEAL LAP TIME : 1:49.033

BEST LAP TIME : 1:49.195

DIFFERENCE : 0.162

| LAP | SECTOR 1 | SECTOR 2 | SECTOR 3 | LAP TIME | MPH | DIFF | TIME OF DAY | | |
|------------|---------------|--------------|---------------|---------------|--------------|---------------------|--------------|-------|---------------------|
| 1 - | | 126.6 | 42.388 | 25.569 | 108.0 | 1:58.046 | 86.06 | 8.851 | 14:47:51.846 |
| 2 - | 42.696 | 126.8 | 42.201 | 25.928 | 106.2 | 1:50.825 | 91.67 | 1.630 | 14:49:42.671 |
| 3 - | 42.514 | 125.9 | 41.491 | 26.151 | 104.0 | 1:50.156 | 92.23 | 0.961 | 14:51:32.827 |
| 4 - | 42.407 | 126.6 | 41.509 | 25.279 | 107.5 | 1:49.195 (1) | 93.04 | | 14:53:22.022 |
| 5 - | 42.263 | 127.5 | 41.616 | 25.672 | 106.7 | 1:49.551 | 92.74 | 0.356 | 14:55:11.573 |
| 6 - | 42.596 | 123.3 | 41.818 | 25.559 | 105.7 | 1:49.973 | 92.38 | 0.778 | 14:57:01.546 |
| 7 - | 42.619 | 124.5 | 42.025 | 25.536 | 106.7 | 1:50.180 | 92.21 | 0.985 | 14:58:51.726 |
| 8 - | 42.901 | 124.7 | 41.567 | 26.459 | 104.2 | 1:50.927 | 91.59 | 1.732 | 15:00:42.653 |
| 9 - | 42.840 | 124.5 | 41.678 | 25.646 | 107.8 | 1:50.164 | 92.22 | 0.969 | 15:02:32.817 |
| 10 - | 42.373 | 125.6 | 41.714 | 25.403 | 108.0 | 1:49.490 (2) | 92.79 | 0.295 | 15:04:22.307 |
| 11 - | 42.455 | 125.4 | 41.593 | 25.500 | 107.8 | 1:49.548 (3) | 92.74 | 0.353 | 15:06:11.855 |
| 12 - | 42.959 | 124.0 | 41.906 | 25.723 | 108.5 | 1:50.588 | 91.87 | 1.393 | 15:08:02.443 |

Weather / Track : Bright / Dry

Assen

Circuit Length = 2.8222 miles

Start: 14:45 Flag 15:07 End: 15:09

MCRCB BULLETIN TK255

2016 MCE British Superbike Championship - Round 11

2016 HEL Performance British Motostar Moto 3 GP & ADAC NEC

RACE 12 - SECTOR ANALYSIS

SECTOR 1 = FL to I1, SECTOR 2 = I1 to I2, SECTOR 3 = I2 to FL, DIFF = Difference To Personal Best Lap, P = Crossed Finish Line in Pit Lane, D = Time Disallowed

| P16 4 AS Dirk GEIGER | | Honda - Kiefer Racing | | | | | | | | |
|-----------------------------|---------------|--------------------------|---------------|--------------------|--------------|---------------------|--------------|-------|---------------------|--|
| IDEAL LAP TIME : 1:49.281 | | BEST LAP TIME : 1:49.461 | | DIFFERENCE : 0.180 | | | | | | |
| LAP | SECTOR 1 | SECTOR 2 | SECTOR 3 | LAP TIME | MPH | DIFF | TIME OF DAY | | | |
| 1 - | | 122.4 | 41.561 | 25.838 | 104.2 | 1:55.636 | 87.86 | 6.175 | 14:47:49.436 | |
| 2 - | 43.067 | 121.3 | 42.182 | 25.904 | 103.5 | 1:51.153 | 91.40 | 1.692 | 14:49:40.589 | |
| 3 - | 42.943 | 118.9 | 41.898 | 26.332 | 102.6 | 1:51.173 | 91.39 | 1.712 | 14:51:31.762 | |
| 4 - | 42.710 | 122.4 | 41.616 | 25.516 | 105.0 | 1:49.842 (3) | 92.49 | 0.381 | 14:53:21.604 | |
| 5 - | 42.814 | 122.4 | 41.604 | 25.735 | 102.3 | 1:50.153 | 92.23 | 0.692 | 14:55:11.757 | |
| 6 - | 43.073 | 120.4 | 41.649 | 25.584 | 104.2 | 1:50.306 | 92.10 | 0.845 | 14:57:02.063 | |
| 7 - | 42.980 | 123.3 | 41.682 | 25.603 | 103.5 | 1:50.265 | 92.14 | 0.804 | 14:58:52.328 | |
| 8 - | 42.671 | 123.1 | 41.496 | 26.076 | 103.0 | 1:50.243 | 92.16 | 0.782 | 15:00:42.571 | |
| 9 - | 43.456 | 123.5 | 41.616 | 25.456 | 104.7 | 1:50.528 | 91.92 | 1.067 | 15:02:33.099 | |
| 10 - | 42.503 | 124.7 | 41.554 | 25.404 | 105.5 | 1:49.461 (1) | 92.81 | | 15:04:22.560 | |
| 11 - | 43.092 | 123.5 | 41.675 | 25.435 | 103.5 | 1:50.202 | 92.19 | 0.741 | 15:06:12.762 | |
| 12 - | 42.381 | 123.1 | 41.701 | 25.750 | 104.0 | 1:49.832 (2) | 92.50 | 0.371 | 15:08:02.594 | |

| P17 19 AS Sasha de VITS | | Honda - DV1 RacingTeam | | | | | | | | |
|--------------------------------|---------------|--------------------------|---------------|--------------------|--------------|---------------------|--------------|-------|---------------------|--|
| IDEAL LAP TIME : 1:48.996 | | BEST LAP TIME : 1:49.292 | | DIFFERENCE : 0.296 | | | | | | |
| LAP | SECTOR 1 | SECTOR 2 | SECTOR 3 | LAP TIME | MPH | DIFF | TIME OF DAY | | | |
| 1 - | | 121.1 | 42.357 | 25.629 | 105.2 | 1:57.698 | 86.32 | 8.406 | 14:47:51.498 | |
| 2 - | 43.021 | 122.0 | 42.752 | 25.988 | 105.0 | 1:51.761 | 90.90 | 2.469 | 14:49:43.259 | |
| 3 - | 43.026 | 124.2 | 41.788 | 25.820 | 105.7 | 1:50.634 | 91.83 | 1.342 | 14:51:33.893 | |
| 4 - | 42.552 | 123.8 | 42.031 | 25.620 | 104.7 | 1:50.203 | 92.19 | 0.911 | 14:53:24.096 | |
| 5 - | 42.396 | 123.3 | 41.685 | 25.455 | 105.7 | 1:49.536 (2) | 92.75 | 0.244 | 14:55:13.632 | |
| 6 - | 42.341 | 122.2 | 41.710 | 25.241 | 104.5 | 1:49.292 (1) | 92.96 | | 14:57:02.924 | |
| 7 - | 42.880 | 124.9 | 41.414 | 25.516 | 106.0 | 1:49.810 | 92.52 | 0.518 | 14:58:52.734 | |
| 8 - | 43.204 | 125.9 | 41.641 | 25.581 | 106.5 | 1:50.426 | 92.00 | 1.134 | 15:00:43.160 | |
| 9 - | 43.364 | 125.9 | 41.578 | 25.569 | 105.7 | 1:50.511 | 91.93 | 1.219 | 15:02:33.671 | |
| 10 - | 42.615 | 122.2 | 41.594 | 25.463 | 104.2 | 1:49.672 (3) | 92.64 | 0.380 | 15:04:23.343 | |
| 11 - | 43.158 | 120.2 | 41.856 | 25.419 | 104.7 | 1:50.433 | 92.00 | 1.141 | 15:06:13.776 | |
| 12 - | 42.428 | 122.6 | 41.725 | 25.529 | 104.0 | 1:49.682 | 92.63 | 0.390 | 15:08:03.458 | |

| P18 43 AS Simon JESPERSEN | | Honda - | | | | | | | | |
|----------------------------------|---------------|--------------------------|---------------|--------------------|--------------|---------------------|--------------|--------|---------------------|--|
| IDEAL LAP TIME : 1:49.160 | | BEST LAP TIME : 1:49.422 | | DIFFERENCE : 0.262 | | | | | | |
| LAP | SECTOR 1 | SECTOR 2 | SECTOR 3 | LAP TIME | MPH | DIFF | TIME OF DAY | | | |
| 1 - | | 121.5 | 42.687 | 26.074 | 103.8 | 1:59.512 | 85.01 | 10.090 | 14:47:53.312 | |
| 2 - | 42.934 | 122.2 | 41.901 | 25.903 | 104.2 | 1:50.738 | 91.74 | 1.316 | 14:49:44.050 | |
| 3 - | 42.868 | 122.2 | 42.034 | 25.402 | 103.0 | 1:50.304 | 92.11 | 0.882 | 14:51:34.354 | |
| 4 - | 42.478 | 123.1 | 41.904 | 25.596 | 102.8 | 1:49.978 | 92.38 | 0.556 | 14:53:24.332 | |
| 5 - | 42.329 | 123.1 | 41.704 | 25.389 | 104.7 | 1:49.422 (1) | 92.85 | | 14:55:13.754 | |
| 6 - | 42.804 | 122.0 | 41.650 | 25.632 | 101.4 | 1:50.086 | 92.29 | 0.664 | 14:57:03.840 | |
| 7 - | 42.781 | 120.9 | 41.537 | 25.605 | 103.0 | 1:49.923 (3) | 92.42 | 0.501 | 14:58:53.763 | |
| 8 - | 42.509 | 122.9 | 41.498 | 25.462 | 104.7 | 1:49.469 (2) | 92.81 | 0.047 | 15:00:43.232 | |
| 9 - | 43.206 | 123.3 | 41.442 | 25.537 | 104.0 | 1:50.185 | 92.21 | 0.763 | 15:02:33.417 | |
| 10 - | 43.983 | 116.1 | 42.120 | 25.642 | 103.8 | 1:51.745 | 90.92 | 2.323 | 15:04:25.162 | |
| 11 - | 42.661 | 119.6 | 41.859 | 25.652 | 102.8 | 1:50.172 | 92.22 | 0.750 | 15:06:15.334 | |
| 12 - | 42.559 | 118.9 | 42.219 | 26.137 | 101.4 | 1:50.915 | 91.60 | 1.493 | 15:08:06.249 | |

| P19 98 Tomas de VRIES | | Honda - DAT Racing | | | | | | | | |
|------------------------------|----------|--------------------------|---------------|--------------------|--------------|---------------------|--------------|--------|---------------------|--|
| IDEAL LAP TIME : 1:49.815 | | BEST LAP TIME : 1:50.140 | | DIFFERENCE : 0.325 | | | | | | |
| LAP | SECTOR 1 | SECTOR 2 | SECTOR 3 | LAP TIME | MPH | DIFF | TIME OF DAY | | | |
| 1 - | | 123.1 | 43.253 | 26.178 | 103.8 | 2:01.322 | 83.74 | 11.182 | 14:47:55.122 | |
| 2 - | 42.995 | 123.3 | 42.210 | 25.862 | 105.2 | 1:51.067 | 91.47 | 0.927 | 14:49:46.189 | |
| 3 - | 42.640 | 122.9 | 42.063 | 25.620 | 105.2 | 1:50.323 (2) | 92.09 | 0.183 | 14:51:36.512 | |
| 4 - | 42.462 | 122.6 | 41.876 | 25.802 | 104.5 | 1:50.140 (1) | 92.24 | | 14:53:26.652 | |
| 5 - | 43.024 | 121.1 | 42.083 | 25.816 | 104.2 | 1:50.923 | 91.59 | 0.783 | 14:55:17.575 | |
| 6 - | 42.619 | 120.0 | 42.111 | 25.660 | 105.0 | 1:50.390 | 92.03 | 0.250 | 14:57:07.965 | |
| 7 - | 42.568 | 120.6 | 42.098 | 25.772 | 104.0 | 1:50.438 | 91.99 | 0.298 | 14:58:58.403 | |
| 8 - | 42.914 | 121.5 | 42.623 | 26.037 | 105.5 | 1:51.574 | 91.06 | 1.434 | 15:00:49.977 | |
| 9 - | 42.722 | 122.9 | 42.324 | 25.609 | 103.8 | 1:50.655 | 91.81 | 0.515 | 15:02:40.632 | |

Assen

Circuit Length = 2.8222 miles

Start: 14:45 Flag 15:07 End: 15:09

Weather / Track : Bright / Dry

MCRCB BULLETIN TK255

2016 MCE British Superbike Championship - Round 11

2016 HEL Performance British Motostar Moto 3 GP & ADAC NEC

RACE 12 - SECTOR ANALYSIS

SECTOR 1 = FL to I1, SECTOR 2 = I1 to I2, SECTOR 3 = I2 to FL, DIFF = Difference To Personal Best Lap, P = Crossed Finish Line in Pit Lane, D = Time Disallowed

| | | | | | | | | | |
|------|---------------|-------|--------|---------------|-------|--------------|-------|-------|--------------|
| 10 - | 42.711 | 121.1 | 42.043 | 25.591 | 105.0 | 1:50.345 (3) | 92.07 | 0.205 | 15:04:30.977 |
| 11 - | 42.348 | 120.2 | 42.012 | 26.126 | 101.4 | 1:50.486 | 91.95 | 0.346 | 15:06:21.463 |
| 12 - | 43.183 | 122.2 | 42.028 | 25.756 | 103.8 | 1:50.967 | 91.56 | 0.827 | 15:08:12.430 |

| P20 49 AS Philipp FREITAG | | | | Honda - FKoch Rennsport & Hannes Allwardt | | | | | | |
|----------------------------------|---------------|--------------------------|---------------|---|--------------|---------------------|--------------|--------|---------------------|--|
| IDEAL LAP TIME : 1:48.494 | | BEST LAP TIME : 1:49.051 | | DIFFERENCE : 0.557 | | | | | | |
| LAP | SECTOR 1 | SECTOR 2 | SECTOR 3 | LAP TIME | MPH | DIFF | TIME OF DAY | | | |
| 1 - | | 119.8 | 43.042 | 25.662 | 104.5 | 2:00.572 | 84.26 | 11.521 | 14:47:54.372 | |
| 2 - | 42.560 | 123.1 | 41.488 | 25.394 | 106.0 | 1:49.442 | 92.83 | 0.391 | 14:49:43.814 | |
| 3 - | 43.093 | 123.1 | 41.350 | 25.370 | 104.7 | 1:49.813 | 92.52 | 0.762 | 14:51:33.627 | |
| 4 - | 42.282 | 124.7 | 41.453 | 25.445 | 104.7 | 1:49.180 (2) | 93.05 | 0.129 | 14:53:22.807 | |
| 5 - | 42.598 | 124.7 | 41.395 | 25.923 | 100.9 | 1:49.916 | 92.43 | 0.865 | 14:55:12.723 | |
| 6 - | 43.133 | 122.9 | 41.070 | 25.223 | 106.2 | 1:49.426 (3) | 92.84 | 0.375 | 14:57:02.149 | |
| 7 - | 42.858 | 120.4 | 41.610 | 25.370 | 106.2 | 1:49.838 | 92.50 | 0.787 | 14:58:51.987 | |
| 8 - | 43.057 | 123.5 | 41.552 | 25.524 | 104.5 | 1:50.133 | 92.25 | 1.082 | 15:00:42.120 | |
| 9 - | 42.201 | 122.9 | 41.169 | 25.681 | 104.0 | 1:49.051 (1) | 93.16 | | 15:02:31.171 | |
| 10 - | 42.275 | 120.2 | 51.401 | 25.838 | 103.0 | 1:59.514 | 85.01 | 10.463 | 15:04:30.685 | |
| 11 - | 42.578 | 119.8 | 41.955 | 26.185 | 100.9 | 1:50.718 | 91.76 | 1.667 | 15:06:21.403 | |
| 12 - | 43.244 | 118.9 | 42.447 | 26.155 | 100.0 | 1:51.846 | 90.84 | 2.795 | 15:08:13.249 | |

| P21 37 AS Rick DUNNIK | | | | Honda - HD Racing | | | | | | |
|------------------------------|---------------|--------------------------|---------------|--------------------|--------------|---------------------|--------------|-------|---------------------|--|
| IDEAL LAP TIME : 1:50.041 | | BEST LAP TIME : 1:50.258 | | DIFFERENCE : 0.217 | | | | | | |
| LAP | SECTOR 1 | SECTOR 2 | SECTOR 3 | LAP TIME | MPH | DIFF | TIME OF DAY | | | |
| 1 - | | 123.1 | 42.628 | 26.938 | 100.5 | 2:00.080 | 84.61 | 9.822 | 14:47:53.880 | |
| 2 - | 43.407 | 122.4 | 42.355 | 25.818 | 104.2 | 1:51.580 | 91.05 | 1.322 | 14:49:45.460 | |
| 3 - | 42.710 | 121.1 | 42.032 | 25.849 | 103.0 | 1:50.591 (3) | 91.87 | 0.333 | 14:51:36.051 | |
| 4 - | 42.557 | 120.4 | 42.083 | 26.112 | 103.5 | 1:50.752 | 91.73 | 0.494 | 14:53:26.803 | |
| 5 - | 43.015 | 119.8 | 42.254 | 25.859 | 104.0 | 1:51.128 | 91.42 | 0.870 | 14:55:17.931 | |
| 6 - | 42.687 | 120.2 | 41.936 | 25.635 | 103.5 | 1:50.258 (1) | 92.14 | | 14:57:08.189 | |
| 7 - | 42.804 | 120.9 | 41.849 | 25.815 | 103.5 | 1:50.468 (2) | 91.97 | 0.210 | 14:58:58.657 | |
| 8 - | 42.996 | 118.1 | 42.152 | 25.962 | 103.5 | 1:51.110 | 91.44 | 0.852 | 15:00:49.767 | |
| 9 - | 42.829 | 119.8 | 42.317 | 26.119 | 104.0 | 1:51.265 | 91.31 | 1.007 | 15:02:41.032 | |
| 10 - | 42.656 | 119.8 | 42.116 | 25.866 | 102.6 | 1:50.638 | 91.83 | 0.380 | 15:04:31.670 | |
| 11 - | 42.742 | 120.6 | 42.492 | 26.117 | 102.8 | 1:51.351 | 91.24 | 1.093 | 15:06:23.021 | |
| 12 - | 43.230 | 120.4 | 42.999 | 26.280 | 102.8 | 1:52.509 | 90.30 | 2.251 | 15:08:15.530 | |

| P22 22 Tasia RODINK | | | | Honda - GA Competition | | | | | | |
|----------------------------|---------------|--------------------------|---------------|------------------------|--------------|---------------------|--------------|--------|---------------------|--|
| IDEAL LAP TIME : 1:50.831 | | BEST LAP TIME : 1:50.831 | | DIFFERENCE : 0.000 | | | | | | |
| LAP | SECTOR 1 | SECTOR 2 | SECTOR 3 | LAP TIME | MPH | DIFF | TIME OF DAY | | | |
| 1 - | | 123.5 | 43.761 | 25.872 | 104.5 | 2:01.919 | 83.33 | 11.088 | 14:47:55.719 | |
| 2 - | 43.603 | 121.7 | 42.348 | 26.353 | 102.6 | 1:52.304 | 90.47 | 1.473 | 14:49:48.023 | |
| 3 - | 43.423 | 121.5 | 42.956 | 26.284 | 102.6 | 1:52.663 | 90.18 | 1.832 | 14:51:40.686 | |
| 4 - | 43.421 | 120.2 | 42.885 | 26.063 | 101.9 | 1:52.369 | 90.41 | 1.538 | 14:53:33.055 | |
| 5 - | 43.082 | 117.1 | 42.261 | 25.860 | 102.8 | 1:51.203 (3) | 91.36 | 0.372 | 14:55:24.258 | |
| 6 - | 43.206 | 116.9 | 42.117 | 25.792 | 103.5 | 1:51.115 (2) | 91.43 | 0.284 | 14:57:15.373 | |
| 7 - | 42.975 | 117.3 | 42.107 | 25.749 | 103.8 | 1:50.831 (1) | 91.67 | | 14:59:06.204 | |
| 8 - | 43.441 | 116.7 | 42.310 | 25.983 | 103.3 | 1:51.734 | 90.93 | 0.903 | 15:00:57.938 | |
| 9 - | 43.299 | 117.3 | 42.418 | 25.944 | 102.8 | 1:51.661 | 90.99 | 0.830 | 15:02:49.599 | |
| 10 - | 43.469 | 117.1 | 42.537 | 25.944 | 103.0 | 1:51.950 | 90.75 | 1.119 | 15:04:41.549 | |
| 11 - | 43.461 | 117.1 | 42.297 | 25.880 | 102.3 | 1:51.638 | 91.00 | 0.807 | 15:06:33.187 | |
| 12 - | 44.116 | 116.9 | 42.719 | 26.242 | 101.6 | 1:53.077 | 89.85 | 2.246 | 15:08:26.264 | |

| P23 13 AGP Maximilian KOFLER | | | | KTM - MSV Schwanenstadt | | | | | | |
|-------------------------------------|----------|--------------------------|----------|-------------------------|-------|--------------|-------------|-------|--------------|--|
| IDEAL LAP TIME : 1:51.663 | | BEST LAP TIME : 1:51.663 | | DIFFERENCE : 0.000 | | | | | | |
| LAP | SECTOR 1 | SECTOR 2 | SECTOR 3 | LAP TIME | MPH | DIFF | TIME OF DAY | | | |
| 1 - | | 128.8 | 43.692 | 26.806 | 105.0 | 2:01.628 | 83.53 | 9.965 | 14:47:55.428 | |
| 2 - | 43.517 | 125.9 | 42.944 | 26.590 | 103.5 | 1:53.051 | 89.87 | 1.388 | 14:49:48.479 | |
| 3 - | 43.300 | 124.7 | 42.732 | 26.676 | 102.6 | 1:52.708 | 90.14 | 1.045 | 14:51:41.187 | |
| 4 - | 42.996 | 125.6 | 42.921 | 26.590 | 103.5 | 1:52.507 | 90.30 | 0.844 | 14:53:33.694 | |
| 5 - | 43.233 | 122.0 | 42.835 | 26.137 | 103.8 | 1:52.205 (3) | 90.55 | 0.542 | 14:55:25.899 | |

Weather / Track : Bright / Dry

Assen

Circuit Length = 2.8222 miles

Start: 14:45 Flag 15:07 End: 15:09

MCRCB BULLETIN TK255

2016 MCE British Superbike Championship - Round 11

2016 HEL Performance British Motostar Moto 3 GP & ADAC NEC

RACE 12 - SECTOR ANALYSIS

SECTOR 1 = FL to I1, SECTOR 2 = I1 to I2, SECTOR 3 = I2 to FL, DIFF = Difference To Personal Best Lap, P = Crossed Finish Line in Pit Lane, D = Time Disallowed

| | | | | | | | | | |
|------|---------------|-------|---------------|---------------|--------------|---------------------|--------------|-------|---------------------|
| 6 - | 42.963 | 122.2 | 42.658 | 26.042 | 102.8 | 1:51.663 (1) | 90.98 | | 14:57:17.562 |
| 7 - | 43.061 | 123.1 | 42.673 | 26.251 | 103.5 | 1:51.985 (2) | 90.72 | 0.322 | 14:59:09.547 |
| 8 - | 43.325 | 123.1 | 43.107 | 26.332 | 103.5 | 1:52.764 | 90.10 | 1.101 | 15:01:02.311 |
| 9 - | 43.181 | 122.2 | 42.946 | 26.429 | 102.8 | 1:52.556 | 90.26 | 0.893 | 15:02:54.867 |
| 10 - | 43.306 | 123.1 | 43.098 | 26.488 | 103.8 | 1:52.892 | 89.99 | 1.229 | 15:04:47.759 |
| 11 - | 43.068 | 122.6 | 42.799 | 26.553 | 105.2 | 1:52.420 | 90.37 | 0.757 | 15:06:40.179 |
| 12 - | 43.938 | 121.5 | 43.117 | 26.431 | 104.0 | 1:53.486 | 89.52 | 1.823 | 15:08:33.665 |

| | | | | | | | | | |
|---------------------------|-----------|--------------------------|--|--|----------------------------|--|--|--|--|
| P24 | 23 | Sam LLEWELLYN | | | Honda - Mammoth Motorsport | | | | |
| IDEAL LAP TIME : 1:52.203 | | BEST LAP TIME : 1:52.615 | | | DIFFERENCE : 0.412 | | | | |

| LAP | SECTOR 1 | SECTOR 2 | SECTOR 3 | LAP TIME | MPH | DIFF | TIME OF DAY | | |
|------|---------------|--------------|---------------|---------------|--------------|---------------------|--------------|-------|---------------------|
| 1 - | | 121.1 | 43.648 | 26.861 | 100.9 | 2:01.281 | 83.77 | 8.666 | 14:47:55.081 |
| 2 - | 43.659 | 122.0 | 42.862 | 26.366 | 102.6 | 1:52.887 | 90.00 | 0.272 | 14:49:47.968 |
| 3 - | 43.406 | 119.8 | 42.896 | 26.313 | 103.0 | 1:52.615 (1) | 90.22 | | 14:51:40.583 |
| 4 - | 43.318 | 118.3 | 42.989 | 26.476 | 103.3 | 1:52.783 (3) | 90.08 | 0.168 | 14:53:33.366 |
| 5 - | 43.625 | 117.7 | 43.409 | 26.325 | 103.8 | 1:53.359 | 89.62 | 0.744 | 14:55:26.725 |
| 6 - | 43.635 | 118.7 | 42.828 | 26.333 | 103.0 | 1:52.796 | 90.07 | 0.181 | 14:57:19.521 |
| 7 - | 43.511 | 118.5 | 42.908 | 26.224 | 103.0 | 1:52.643 (2) | 90.19 | 0.028 | 14:59:12.164 |
| 8 - | 43.634 | 119.8 | 42.661 | 26.606 | 103.0 | 1:52.901 | 89.99 | 0.286 | 15:01:05.065 |
| 9 - | 43.633 | 118.9 | 43.027 | 26.460 | 103.0 | 1:53.120 | 89.81 | 0.505 | 15:02:58.185 |
| 10 - | 43.626 | 119.4 | 43.149 | 26.226 | 103.8 | 1:53.001 | 89.91 | 0.386 | 15:04:51.186 |
| 11 - | 43.792 | 119.4 | 43.460 | 26.469 | 103.3 | 1:53.721 | 89.34 | 1.106 | 15:06:44.907 |
| 12 - | 44.556 | 118.5 | 43.869 | 26.723 | 101.9 | 1:55.148 | 88.23 | 2.533 | 15:08:40.055 |

| | | | | | | | | | |
|---------------------------|-----------|--------------------------|--|--|-------------------------|--|--|--|--|
| P25 | 99 | Stephen CAMPBELL | | | Honda - Campbell Racing | | | | |
| IDEAL LAP TIME : 1:52.780 | | BEST LAP TIME : 1:52.866 | | | DIFFERENCE : 0.086 | | | | |

| LAP | SECTOR 1 | SECTOR 2 | SECTOR 3 | LAP TIME | MPH | DIFF | TIME OF DAY | | |
|------|---------------|--------------|---------------|---------------|--------------|---------------------|--------------|-------|---------------------|
| 1 - | | 120.9 | 43.754 | 26.397 | 101.9 | 2:02.332 | 83.05 | 9.466 | 14:47:56.132 |
| 2 - | 44.291 | 117.9 | 43.515 | 26.616 | 100.5 | 1:54.422 | 88.79 | 1.556 | 14:49:50.554 |
| 3 - | 44.471 | 116.5 | 43.558 | 26.369 | 100.3 | 1:54.398 | 88.81 | 1.532 | 14:51:44.952 |
| 4 - | 44.089 | 117.9 | 43.202 | 26.251 | 100.9 | 1:53.542 | 89.48 | 0.676 | 14:53:38.494 |
| 5 - | 44.023 | 116.3 | 43.155 | 26.241 | 100.3 | 1:53.419 | 89.58 | 0.553 | 14:55:31.913 |
| 6 - | 44.041 | 116.9 | 42.962 | 26.262 | 100.9 | 1:53.265 | 89.70 | 0.399 | 14:57:25.178 |
| 7 - | 43.765 | 115.7 | 43.024 | 26.256 | 100.7 | 1:53.045 (3) | 89.87 | 0.179 | 14:59:18.223 |
| 8 - | 43.807 | 117.5 | 42.859 | 26.358 | 100.7 | 1:53.024 (2) | 89.89 | 0.158 | 15:01:11.247 |
| 9 - | 43.807 | 116.7 | 42.803 | 26.256 | 100.3 | 1:52.866 (1) | 90.01 | | 15:03:04.113 |
| 10 - | 43.764 | 116.9 | 43.225 | 26.399 | 100.5 | 1:53.388 | 89.60 | 0.522 | 15:04:57.501 |
| 11 - | 43.736 | 116.9 | 42.944 | 26.404 | 100.7 | 1:53.084 | 89.84 | 0.218 | 15:06:50.585 |
| 12 - | 44.038 | 117.3 | 42.975 | 26.308 | 100.7 | 1:53.321 | 89.65 | 0.455 | 15:08:43.906 |

| | | | | | | | | | |
|---------------------------|-----------|--------------------------|--|--|-------------------------------|--|--|--|--|
| P26 | 54 | Sam BURMAN | | | KTM - TeamWNT / Burman Racing | | | | |
| IDEAL LAP TIME : 1:52.321 | | BEST LAP TIME : 1:52.724 | | | DIFFERENCE : 0.403 | | | | |

| LAP | SECTOR 1 | SECTOR 2 | SECTOR 3 | LAP TIME | MPH | DIFF | TIME OF DAY | | |
|------|---------------|--------------|---------------|---------------|--------------|---------------------|--------------|--------|---------------------|
| 1 - | | 124.2 | 45.088 | 26.842 | 107.0 | 2:04.643 | 81.51 | 11.919 | 14:47:58.443 |
| 2 - | 44.012 | 125.2 | 43.811 | 26.632 | 107.8 | 1:54.455 | 88.76 | 1.731 | 14:49:52.898 |
| 3 - | 44.043 | 124.0 | 43.468 | 26.369 | 106.7 | 1:53.880 | 89.21 | 1.156 | 14:51:46.778 |
| 4 - | 43.423 | 125.6 | 43.311 | 26.300 | 107.5 | 1:53.034 | 89.88 | 0.310 | 14:53:39.812 |
| 5 - | 43.462 | 124.5 | 43.214 | 26.142 | 107.8 | 1:52.818 (3) | 90.05 | 0.094 | 14:55:32.630 |
| 6 - | 43.276 | 124.7 | 44.044 | 26.192 | 108.0 | 1:53.512 | 89.50 | 0.788 | 14:57:26.142 |
| 7 - | 43.090 | 125.4 | 43.491 | 26.143 | 107.8 | 1:52.724 (1) | 90.13 | | 14:59:18.866 |
| 8 - | 43.336 | 125.2 | 43.469 | 26.116 | 107.8 | 1:52.921 | 89.97 | 0.197 | 15:01:11.787 |
| 9 - | 43.231 | 125.4 | 43.622 | 26.402 | 107.0 | 1:53.255 | 89.71 | 0.531 | 15:03:05.042 |
| 10 - | 43.325 | 124.7 | 43.305 | 26.530 | 107.5 | 1:53.160 | 89.78 | 0.436 | 15:04:58.202 |
| 11 - | 43.296 | 124.5 | 43.469 | 26.017 | 108.3 | 1:52.782 (2) | 90.08 | 0.058 | 15:06:50.984 |
| 12 - | 43.702 | 117.1 | 43.886 | 26.543 | 107.5 | 1:54.131 | 89.02 | 1.407 | 15:08:45.115 |

| | | | | | | | | | |
|---------------------------|-----------|--------------------------|--|--|------------------------|--|--|--|--|
| P27 | 66 | Cameron FRASER | | | Kalex KTM - FPW Racing | | | | |
| IDEAL LAP TIME : 1:52.558 | | BEST LAP TIME : 1:52.820 | | | DIFFERENCE : 0.262 | | | | |

| LAP | SECTOR 1 | SECTOR 2 | SECTOR 3 | LAP TIME | MPH | DIFF | TIME OF DAY | | |
|-----|----------|--------------|----------|----------|-------|----------|-------------|--------|--------------|
| 1 - | | 127.8 | 44.877 | 27.214 | 104.5 | 2:05.786 | 80.77 | 12.966 | 14:47:59.586 |

Assen
 Circuit Length = 2.8222 miles
 Start: 14:45 Flag 15:07 End: 15:09

Weather / Track : Bright / Dry

MCRCB BULLETIN TK255

2016 MCE British Superbike Championship - Round 11

2016 HEL Performance British Motostar Moto 3 GP & ADAC NEC

RACE 12 - SECTOR ANALYSIS

SECTOR 1 = FL to I1, SECTOR 2 = I1 to I2, SECTOR 3 = I2 to FL, DIFF = Difference To Personal Best Lap, P = Crossed Finish Line in Pit Lane, D = Time Disallowed

| | | | | | | | | | |
|------|---------------|-------|---------------|---------------|--------------|---------------------|--------------|-------|---------------------|
| 2 - | 43.857 | 124.9 | 43.209 | 26.883 | 105.2 | 1:53.949 | 89.16 | 1.129 | 14:49:53.535 |
| 3 - | 43.944 | 122.2 | 43.183 | 26.858 | 104.5 | 1:53.985 | 89.13 | 1.165 | 14:51:47.520 |
| 4 - | 43.839 | 122.6 | 43.367 | 27.171 | 102.6 | 1:54.377 | 88.83 | 1.557 | 14:53:41.897 |
| 5 - | 43.718 | 123.1 | 43.559 | 27.047 | 103.8 | 1:54.324 | 88.87 | 1.504 | 14:55:36.221 |
| 6 - | 43.845 | 121.7 | 43.686 | 26.644 | 104.0 | 1:54.175 | 88.98 | 1.355 | 14:57:30.396 |
| 7 - | 43.426 | 122.2 | 43.571 | 26.827 | 105.7 | 1:53.824 | 89.26 | 1.004 | 14:59:24.220 |
| 8 - | 44.021 | 123.8 | 43.130 | 26.541 | 105.7 | 1:53.692 | 89.36 | 0.872 | 15:01:17.912 |
| 9 - | 43.494 | 124.0 | 42.857 | 26.469 | 105.7 | 1:52.820 (1) | 90.05 | | 15:03:10.732 |
| 10 - | 43.361 | 123.3 | 43.353 | 26.554 | 105.2 | 1:53.268 (3) | 89.70 | 0.448 | 15:05:04.000 |
| 11 - | 44.166 | 123.1 | 43.356 | 26.695 | 105.7 | 1:54.217 | 88.95 | 1.397 | 15:06:58.217 |
| 12 - | 43.797 | 122.9 | 42.891 | 26.340 | 104.0 | 1:53.028 (2) | 89.89 | 0.208 | 15:08:51.245 |

| | | | | | | | | | |
|---------------------------|----------|--------------------------|-------------------------|--------------------|--|--|--|--|--|
| P28 | 6 | Lukas KARLSSON | Honda - Nordgren Racing | | | | | | |
| IDEAL LAP TIME : 1:52.507 | | BEST LAP TIME : 1:52.963 | | DIFFERENCE : 0.456 | | | | | |

| LAP | SECTOR 1 | SECTOR 2 | SECTOR 3 | LAP TIME | MPH | DIFF | TIME OF DAY | | |
|------|---------------|--------------|---------------|---------------|--------------|---------------------|--------------|--------|---------------------|
| 1 - | | 120.0 | 45.043 | 27.586 | 102.8 | 2:06.232 | 80.48 | 13.269 | 14:48:00.032 |
| 2 - | 44.491 | 119.1 | 44.480 | 27.006 | 100.0 | 1:55.977 | 87.60 | 3.014 | 14:49:56.009 |
| 3 - | 44.426 | 115.9 | 43.404 | 26.487 | 101.4 | 1:54.317 | 88.87 | 1.354 | 14:51:50.326 |
| 4 - | 43.943 | 116.5 | 43.069 | 26.299 | 101.9 | 1:53.311 | 89.66 | 0.348 | 14:53:43.637 |
| 5 - | 43.873 | 115.5 | 43.479 | 26.271 | 101.4 | 1:53.623 | 89.41 | 0.660 | 14:55:37.260 |
| 6 - | 43.474 | 117.3 | 42.919 | 26.790 | 99.1 | 1:53.183 | 89.76 | 0.220 | 14:57:30.443 |
| 7 - | 43.832 | 118.3 | 42.817 | 26.395 | 101.4 | 1:53.044 (2) | 89.87 | 0.081 | 14:59:23.487 |
| 8 - | 43.806 | 115.7 | 42.780 | 26.377 | 101.2 | 1:52.963 (1) | 89.94 | | 15:01:16.450 |
| 9 - | 43.733 | 115.3 | 43.044 | 27.437 | 98.7 | 1:54.214 | 88.95 | 1.251 | 15:03:10.664 |
| 10 - | 43.988 | 117.9 | 43.019 | 26.527 | 101.4 | 1:53.534 | 89.49 | 0.571 | 15:05:04.198 |
| 11 - | 43.793 | 116.3 | 43.052 | 26.253 | 100.7 | 1:53.098 (3) | 89.83 | 0.135 | 15:06:57.296 |
| 12 - | 44.069 | 114.9 | 43.123 | 26.889 | 93.7 | 1:54.081 | 89.06 | 1.118 | 15:08:51.377 |

| | | | | | | | | | |
|---------------------------|---------------|--------------------------|---------|--------------------|--|--|--|--|--|
| P29 | 154 AS | Lukas FALCK | Honda - | | | | | | |
| IDEAL LAP TIME : 1:52.646 | | BEST LAP TIME : 1:52.924 | | DIFFERENCE : 0.278 | | | | | |

| LAP | SECTOR 1 | SECTOR 2 | SECTOR 3 | LAP TIME | MPH | DIFF | TIME OF DAY | | |
|------|---------------|--------------|---------------|---------------|--------------|---------------------|--------------|--------|---------------------|
| 1 - | | 123.3 | 44.485 | 26.973 | 101.9 | 2:04.945 | 81.31 | 12.021 | 14:47:58.745 |
| 2 - | 44.358 | 119.8 | 43.438 | 26.726 | 102.3 | 1:54.522 | 88.71 | 1.598 | 14:49:53.267 |
| 3 - | 44.305 | 119.6 | 43.436 | 26.631 | 99.1 | 1:54.372 | 88.83 | 1.448 | 14:51:47.639 |
| 4 - | 43.911 | 120.4 | 43.197 | 26.657 | 101.2 | 1:53.765 | 89.30 | 0.841 | 14:53:41.404 |
| 5 - | 44.200 | 117.7 | 43.483 | 26.605 | 100.5 | 1:54.288 | 88.89 | 1.364 | 14:55:35.692 |
| 6 - | 44.213 | 118.1 | 43.305 | 26.614 | 102.1 | 1:54.132 | 89.02 | 1.208 | 14:57:29.824 |
| 7 - | 44.105 | 119.4 | 43.377 | 26.383 | 103.3 | 1:53.865 | 89.22 | 0.941 | 14:59:23.689 |
| 8 - | 43.803 | 121.5 | 42.688 | 26.433 | 102.6 | 1:52.924 (1) | 89.97 | | 15:01:16.613 |
| 9 - | 44.228 | 119.8 | 43.019 | 26.396 | 101.4 | 1:53.643 (3) | 89.40 | 0.719 | 15:03:10.256 |
| 10 - | 43.575 | 120.9 | 43.062 | 26.865 | 101.2 | 1:53.502 (2) | 89.51 | 0.578 | 15:05:03.758 |
| 11 - | 44.011 | 118.5 | 43.625 | 26.606 | 102.1 | 1:54.242 | 88.93 | 1.318 | 15:06:58.000 |
| 12 - | 44.099 | 120.6 | 43.598 | 26.896 | 100.5 | 1:54.593 | 88.66 | 1.669 | 15:08:52.593 |

| | | | | | | | | | |
|---------------------------|-----------|--------------------------|--------------------------|--------------------|--|--|--|--|--|
| P30 | 93 | Steve LAWTON | Honda - Cresswell Racing | | | | | | |
| IDEAL LAP TIME : 1:53.996 | | BEST LAP TIME : 1:54.279 | | DIFFERENCE : 0.283 | | | | | |

| LAP | SECTOR 1 | SECTOR 2 | SECTOR 3 | LAP TIME | MPH | DIFF | TIME OF DAY | | |
|------|---------------|--------------|---------------|---------------|--------------|---------------------|--------------|--------|---------------------|
| 1 - | | 119.8 | 45.669 | 27.217 | 101.4 | 2:05.497 | 80.95 | 11.218 | 14:47:59.297 |
| 2 - | 44.999 | 118.7 | 45.049 | 27.102 | 102.3 | 1:57.150 | 86.72 | 2.871 | 14:49:56.447 |
| 3 - | 44.550 | 115.5 | 43.969 | 26.667 | 100.5 | 1:55.186 | 88.20 | 0.907 | 14:51:51.633 |
| 4 - | 44.596 | 116.3 | 44.109 | 26.905 | 98.1 | 1:55.610 | 87.88 | 1.331 | 14:53:47.243 |
| 5 - | 45.291 | 114.9 | 43.866 | 26.737 | 100.5 | 1:55.894 | 87.66 | 1.615 | 14:55:43.137 |
| 6 - | 44.947 | 114.7 | 43.929 | 26.660 | 100.3 | 1:55.536 | 87.93 | 1.257 | 14:57:38.673 |
| 7 - | 44.662 | 115.3 | 44.012 | 26.654 | 99.6 | 1:55.328 | 88.09 | 1.049 | 14:59:34.001 |
| 8 - | 44.574 | 117.3 | 43.735 | 27.117 | 98.9 | 1:55.426 | 88.02 | 1.147 | 15:01:29.427 |
| 9 - | 44.716 | 116.3 | 43.635 | 26.655 | 100.7 | 1:55.006 | 88.34 | 0.727 | 15:03:24.433 |
| 10 - | 44.571 | 118.5 | 43.665 | 26.675 | 100.9 | 1:54.911 (3) | 88.41 | 0.632 | 15:05:19.344 |
| 11 - | 44.264 | 117.9 | 43.340 | 26.675 | 100.3 | 1:54.279 (1) | 88.90 | | 15:07:13.623 |
| 12 - | 44.002 | 118.7 | 43.734 | 26.888 | 99.6 | 1:54.624 (2) | 88.63 | 0.345 | 15:09:08.247 |

Weather / Track : Bright / Dry

Assen
Circuit Length = 2.8222 miles
Start: 14:45 Flag 15:07 End: 15:09

MCRCB BULLETIN TK255

2016 MCE British Superbike Championship - Round 11

2016 HEL Performance British Motostar Moto 3 GP & ADAC NEC

RACE 12 - SECTOR ANALYSIS

SECTOR 1 = FL to I1, SECTOR 2 = I1 to I2, SECTOR 3 = I2 to FL, DIFF = Difference To Personal Best Lap, P = Crossed Finish Line in Pit Lane, D = Time Disallowed

| P31 25 AGP Johanna INNERFORS | | Honda - | | | | | |
|-------------------------------------|---------------------|--------------------------|---------------------|---------------------|--------------|--------|---------------------|
| IDEAL LAP TIME : 1:53.619 | | BEST LAP TIME : 1:54.182 | | DIFFERENCE : 0.563 | | | |
| LAP | SECTOR 1 | SECTOR 2 | SECTOR 3 | LAP TIME | MPH | DIFF | TIME OF DAY |
| 1 - | 117.9 | 45.369 | 27.360 102.8 | 2:11.033 | 77.53 | 16.851 | 14:48:04.833 |
| 2 - | 45.202 116.3 | 44.310 | 27.140 103.5 | 1:56.652 | 87.09 | 2.470 | 14:50:01.485 |
| 3 - | 44.750 116.7 | 44.290 | 26.766 103.3 | 1:55.806 | 87.73 | 1.624 | 14:51:57.291 |
| 4 - | 44.303 117.3 | 43.818 | 26.651 103.8 | 1:54.772 | 88.52 | 0.590 | 14:53:52.063 |
| 5 - | 44.038 119.1 | 43.750 | 26.988 103.3 | 1:54.776 | 88.52 | 0.594 | 14:55:46.839 |
| 6 - | 43.892 116.5 | 43.967 | 26.617 103.8 | 1:54.476 | 88.75 | 0.294 | 14:57:41.315 |
| 7 - | 44.067 116.1 | 43.640 | 26.478 104.0 | 1:54.185 (2) | 88.97 | 0.003 | 14:59:35.500 |
| 8 - | 44.062 118.3 | 43.306 | 26.886 103.8 | 1:54.254 (3) | 88.92 | 0.072 | 15:01:29.754 |
| 9 - | 44.538 118.9 | 43.797 | 26.421 104.0 | 1:54.756 | 88.53 | 0.574 | 15:03:24.510 |
| 10 - | 43.912 116.7 | 43.788 | 26.687 102.8 | 1:54.387 | 88.82 | 0.205 | 15:05:18.897 |
| 11 - | 44.190 116.7 | 43.518 | 26.474 103.0 | 1:54.182 (1) | 88.98 | | 15:07:13.079 |
| 12 - | 44.276 116.5 | 43.949 | 27.017 100.5 | 1:55.242 | 88.16 | 1.060 | 15:09:08.321 |

| P32 48 Ewan POTTER | | Honda - | | | | | |
|---------------------------|---------------------|--------------------------|---------------------|---------------------|--------------|--------|---------------------|
| IDEAL LAP TIME : 1:54.933 | | BEST LAP TIME : 1:55.011 | | DIFFERENCE : 0.078 | | | |
| LAP | SECTOR 1 | SECTOR 2 | SECTOR 3 | LAP TIME | MPH | DIFF | TIME OF DAY |
| 1 - | 119.8 | 45.176 | 27.237 102.1 | 2:05.748 | 80.79 | 10.737 | 14:47:59.548 |
| 2 - | 45.361 116.7 | 44.564 | 27.285 103.0 | 1:57.210 | 86.68 | 2.199 | 14:49:56.758 |
| 3 - | 44.872 116.1 | 44.468 | 27.104 100.3 | 1:56.444 | 87.25 | 1.433 | 14:51:53.202 |
| 4 - | 45.010 114.1 | 44.690 | 27.299 101.4 | 1:56.999 | 86.83 | 1.988 | 14:53:50.201 |
| 5 - | 44.845 113.5 | 44.565 | 27.518 102.3 | 1:56.928 | 86.89 | 1.917 | 14:55:47.129 |
| 6 - | 44.617 115.1 | 44.178 | 27.236 102.1 | 1:56.031 | 87.56 | 1.020 | 14:57:43.160 |
| 7 - | 44.396 114.5 | 43.974 | 27.084 99.8 | 1:55.454 (2) | 88.00 | 0.443 | 14:59:38.614 |
| 8 - | 44.825 114.9 | 44.226 | 27.223 100.7 | 1:56.274 | 87.38 | 1.263 | 15:01:34.888 |
| 9 - | 44.405 113.7 | 44.257 | 27.142 100.5 | 1:55.804 | 87.73 | 0.793 | 15:03:30.692 |
| 10 - | 44.293 113.9 | 44.232 | 27.058 99.8 | 1:55.583 (3) | 87.90 | 0.572 | 15:05:26.275 |
| 11 - | 44.135 113.7 | 44.052 | 26.824 100.9 | 1:55.011 (1) | 88.34 | | 15:07:21.286 |
| 12 - | 44.313 114.1 | 44.285 | 27.135 100.9 | 1:55.733 | 87.78 | 0.722 | 15:09:17.019 |

| P33 17 AS Anna ADBRING | | Honda - KOAN Event Racing | | | | | |
|-------------------------------|---------------------|---------------------------|---------------------|---------------------|--------------|--------|---------------------|
| IDEAL LAP TIME : 1:54.637 | | BEST LAP TIME : 1:55.381 | | DIFFERENCE : 0.744 | | | |
| LAP | SECTOR 1 | SECTOR 2 | SECTOR 3 | LAP TIME | MPH | DIFF | TIME OF DAY |
| 1 - | 121.5 | 44.908 | 27.508 100.7 | 2:06.906 | 80.06 | 11.525 | 14:48:00.706 |
| 2 - | 44.956 120.6 | 44.086 | 27.528 100.5 | 1:56.570 | 87.15 | 1.189 | 14:49:57.276 |
| 3 - | 45.077 116.5 | 43.906 | 27.671 100.3 | 1:56.654 | 87.09 | 1.273 | 14:51:53.930 |
| 4 - | 44.911 117.1 | 44.127 | 27.744 100.0 | 1:56.782 | 87.00 | 1.401 | 14:53:50.712 |
| 5 - | 44.618 118.1 | 44.363 | 28.202 98.7 | 1:57.183 | 86.70 | 1.802 | 14:55:47.895 |
| 6 - | 44.586 119.4 | 43.658 | 27.370 101.6 | 1:55.614 | 87.88 | 0.233 | 14:57:43.509 |
| 7 - | 44.696 119.4 | 43.403 | 27.343 98.9 | 1:55.442 (3) | 88.01 | 0.061 | 14:59:38.951 |
| 8 - | 45.427 116.3 | 43.522 | 27.317 98.9 | 1:56.266 | 87.38 | 0.885 | 15:01:35.217 |
| 9 - | 44.786 116.7 | 43.600 | 27.317 101.4 | 1:55.703 | 87.81 | 0.322 | 15:03:30.920 |
| 10 - | 44.762 118.3 | 43.724 | 27.037 100.3 | 1:55.523 | 87.94 | 0.142 | 15:05:26.443 |
| 11 - | 44.506 117.1 | 43.588 | 27.287 98.7 | 1:55.381 (1) | 88.05 | | 15:07:21.824 |
| 12 - | 45.044 116.9 | 43.656 | 26.728 100.7 | 1:55.428 (2) | 88.02 | 0.047 | 15:09:17.252 |

| P34 152 AS Oliver KONIG | | Honda - | | | | | |
|--------------------------------|--------------|--------------------------|---------------------|--------------------|-------|-------|--------------|
| IDEAL LAP TIME : 1:49.013 | | BEST LAP TIME : 1:49.308 | | DIFFERENCE : 0.295 | | | |
| LAP | SECTOR 1 | SECTOR 2 | SECTOR 3 | LAP TIME | MPH | DIFF | TIME OF DAY |
| 1 - | 122.0 | 42.605 | 25.821 105.5 | 1:58.763 | 85.54 | 9.455 | 14:47:52.563 |
| 2 - | 43.276 122.6 | 42.041 | 25.693 106.5 | 1:51.010 | 91.52 | 1.702 | 14:49:43.573 |
| 3 - | 42.592 120.2 | 41.645 | 25.555 106.0 | 1:49.792 | 92.54 | 0.484 | 14:51:33.365 |
| 4 - | 42.441 122.0 | 41.292 | 25.603 103.3 | 1:49.336 (2) | 92.92 | 0.028 | 14:53:22.701 |
| 5 - | 42.569 121.7 | 41.342 | 26.123 100.3 | 1:50.034 | 92.33 | 0.726 | 14:55:12.735 |
| 6 - | 43.169 121.1 | 41.475 | 25.426 103.3 | 1:50.070 | 92.30 | 0.762 | 14:57:02.805 |
| 7 - | 42.776 123.1 | 41.526 | 25.761 106.0 | 1:50.063 | 92.31 | 0.755 | 14:58:52.868 |
| 8 - | 43.047 121.1 | 41.451 | 25.475 106.5 | 1:49.973 | 92.38 | 0.665 | 15:00:42.841 |
| 9 - | 43.005 121.1 | 41.670 | 25.830 105.2 | 1:50.505 | 91.94 | 1.197 | 15:02:33.346 |

Assen

Circuit Length = 2.8222 miles

Start: 14:45 Flag 15:07 End: 15:09

Weather / Track : Bright / Dry

MCRCB BULLETIN TK255

2016 MCE British Superbike Championship - Round 11

2016 HEL Performance British Motostar Moto 3 GP & ADAC NEC

RACE 12 - SECTOR ANALYSIS

SECTOR 1 = FL to I1, SECTOR 2 = I1 to I2, SECTOR 3 = I2 to FL, DIFF = Difference To Personal Best Lap, P = Crossed Finish Line in Pit Lane, D = Time Disallowed

| | | | | | | | | | |
|------|---------------|--------------|--------|--------|--------------|---------------------|--------------|-------|---------------------|
| 10 - | 42.295 | 124.2 | 41.574 | 25.439 | 107.2 | 1:49.308 (1) | 92.94 | | 15:04:22.654 |
| 11 - | 42.574 | 120.4 | 41.466 | 25.477 | 105.7 | 1:49.517 (3) | 92.77 | 0.209 | 15:06:12.171 |

| P35 61 AGP Ernst DUBBINK | | | Honda - Ernst Dubbink Eveno Racing | | | | | | | |
|---------------------------|---------------|--------------------------|------------------------------------|--------------------|--------------|---------------------|--------------|-------|---------------------|-------------|
| IDEAL LAP TIME : 1:49.322 | | BEST LAP TIME : 1:49.469 | | DIFFERENCE : 0.147 | | | | | | |
| LAP | SECTOR 1 | | SECTOR 2 | | SECTOR 3 | | LAP TIME | MPH | DIFF | TIME OF DAY |
| 1 - | | 124.9 | 42.344 | 25.803 | 105.0 | 1:58.871 | 85.47 | 9.402 | 14:47:52.671 | |
| 2 - | 42.675 | 125.4 | 41.831 | 25.665 | 104.0 | 1:50.171 | 92.22 | 0.702 | 14:49:42.842 | |
| 3 - | 42.679 | 123.3 | 41.524 | 25.611 | 103.8 | 1:49.814 (3) | 92.52 | 0.345 | 14:51:32.656 | |
| 4 - | 42.625 | 122.6 | 41.711 | 25.810 | 98.1 | 1:50.146 | 92.24 | 0.677 | 14:53:22.802 | |
| 5 - | 43.042 | 124.2 | 41.435 | 25.579 | 103.0 | 1:50.056 | 92.31 | 0.587 | 14:55:12.858 | |
| 6 - | 42.671 | 122.9 | 41.743 | 25.522 | 101.2 | 1:49.936 | 92.41 | 0.467 | 14:57:02.794 | |
| 7 - | 42.657 | 124.5 | 41.601 | 25.417 | 105.5 | 1:49.675 (2) | 92.63 | 0.206 | 14:58:52.469 | |
| 8 - | 42.698 | 126.6 | 41.909 | 25.633 | 104.0 | 1:50.240 | 92.16 | 0.771 | 15:00:42.709 | |
| 9 - | 43.130 | 124.7 | 41.606 | 25.576 | 104.7 | 1:50.312 | 92.10 | 0.843 | 15:02:33.021 | |
| 10 - | 42.500 | 124.0 | 41.582 | 25.387 | 104.7 | 1:49.469 (1) | 92.81 | | 15:04:22.490 | |
| 11 - | 42.801 | 124.5 | 41.892 | 25.769 | 102.8 | 1:50.462 | 91.97 | 0.993 | 15:06:12.952 | |

| P36 5 William SVARD | | | Honda - Nordgren Racing | | | | | | | |
|---------------------------|---------------|--------------------------|-------------------------|--------------------|--------------|---------------------|--------------|--------|---------------------|-------------|
| IDEAL LAP TIME : 1:51.006 | | BEST LAP TIME : 1:51.207 | | DIFFERENCE : 0.201 | | | | | | |
| LAP | SECTOR 1 | | SECTOR 2 | | SECTOR 3 | | LAP TIME | MPH | DIFF | TIME OF DAY |
| 1 - | | 122.4 | 44.740 | 26.952 | 102.8 | 2:05.087 | 81.22 | 13.880 | 14:47:58.887 | |
| 2 - | 44.341 | 120.9 | 43.194 | 26.259 | 101.9 | 1:53.794 | 89.28 | 2.587 | 14:49:52.681 | |
| 3 - | 43.680 | 117.1 | 42.297 | 26.440 | 102.3 | 1:52.417 | 90.37 | 1.210 | 14:51:45.098 | |
| 4 - | 43.512 | 117.7 | 42.170 | 26.068 | 102.1 | 1:51.750 | 90.91 | 0.543 | 14:53:36.848 | |
| 5 - | 43.393 | 117.1 | 42.364 | 26.026 | 101.4 | 1:51.783 | 90.89 | 0.576 | 14:55:28.631 | |
| 6 - | 43.234 | 117.5 | 42.087 | 25.917 | 101.6 | 1:51.238 (2) | 91.33 | 0.031 | 14:57:19.869 | |
| 7 - | 43.420 | 118.3 | 42.198 | 26.027 | 101.9 | 1:51.645 (3) | 91.00 | 0.438 | 14:59:11.514 | |
| 8 - | 43.190 | 118.1 | 41.899 | 26.118 | 100.7 | 1:51.207 (1) | 91.36 | | 15:01:02.721 | |
| 9 - | 43.312 | 117.7 | 42.508 | 26.486 | 100.7 | 1:52.306 | 90.46 | 1.099 | 15:02:55.027 | |
| 10 - | 43.709 | 118.5 | 42.291 | 26.711 | 100.3 | 1:52.711 | 90.14 | 1.504 | 15:04:47.738 | |
| 11 - | 43.401 | 118.3 | 42.394 | 26.578 | 100.9 | 1:52.373 | 90.41 | 1.166 | 15:06:40.111 | |

| P37 9 OGP Ruben DOORAKKERS | | | Honda - | | | | | | | |
|----------------------------|---------------|--------------------------|---------------|--------------------|--------------|---------------------|--------------|----------|---------------------|-------------|
| IDEAL LAP TIME : 1:50.636 | | BEST LAP TIME : 1:50.908 | | DIFFERENCE : 0.272 | | | | | | |
| LAP | SECTOR 1 | | SECTOR 2 | | SECTOR 3 | | LAP TIME | MPH | DIFF | TIME OF DAY |
| 1 - | OUTLAP | 117.7 | 43.101 | 26.169 | 102.3 | 3:40.286 | 46.12 | 1:49.378 | 14:49:34.086 | |
| 2 - | 46.199 | 118.5 | 43.672 | 25.705 | 102.3 | 1:55.576 | 87.90 | 4.668 | 14:51:29.662 | |
| 3 - | 43.181 | 119.1 | 42.292 | 26.006 | 104.5 | 1:51.479 (2) | 91.13 | 0.571 | 14:53:21.141 | |
| 4 - | 43.032 | 120.6 | 42.128 | 26.609 | 98.3 | 1:51.769 | 90.90 | 0.861 | 14:55:12.910 | |
| 5 - | 43.134 | 126.6 | 42.103 | 25.671 | 105.5 | 1:50.908 (1) | 91.60 | | 14:57:03.818 | |
| 6 - | 42.862 | 123.8 | 42.256 | 26.524 | 102.8 | 1:51.642 (3) | 91.00 | 0.734 | 14:58:55.460 | |
| 7 - | 44.704 | 118.5 | 44.157 | 26.204 | 105.0 | 1:55.065 | 88.29 | 4.157 | 15:00:50.525 | |
| 8 - | 45.421 | 118.1 | 42.883 | 26.223 | 103.5 | 1:54.527 | 88.71 | 3.619 | 15:02:45.052 | |
| 9 - | 43.130 | 119.1 | 42.991 | 26.589 | 103.8 | 1:52.710 | 90.14 | 1.802 | 15:04:37.762 | |
| 10 - | 44.452 | 116.3 | 43.173 | | IN PIT | 1:58.875 P | 85.46 | 7.967 | 15:06:36.637 | |

| P38 11 AS Lotte UHRE | | | Honda - | | | | | | | |
|---------------------------|----------|--------------------------|---------------|--------------------|--------------|---------------------|--------------|--------|---------------------|-------------|
| IDEAL LAP TIME : 1:52.384 | | BEST LAP TIME : 1:52.846 | | DIFFERENCE : 0.462 | | | | | | |
| LAP | SECTOR 1 | | SECTOR 2 | | SECTOR 3 | | LAP TIME | MPH | DIFF | TIME OF DAY |
| 1 - | | 119.8 | 44.761 | 27.238 | 100.7 | 2:06.084 | 80.58 | 13.238 | 14:47:59.884 | |
| 2 - | 44.970 | 118.7 | 43.822 | 26.601 | 100.9 | 1:55.393 | 88.04 | 2.547 | 14:49:55.277 | |
| 3 - | 44.523 | 114.3 | 42.887 | 26.312 | 100.0 | 1:53.722 | 89.34 | 0.876 | 14:51:48.999 | |
| 4 - | 44.408 | 115.1 | 42.811 | 26.338 | 100.9 | 1:53.557 | 89.47 | 0.711 | 14:53:42.556 | |
| 5 - | 43.964 | 115.3 | 42.849 | 26.557 | 100.0 | 1:53.370 (3) | 89.61 | 0.524 | 14:55:35.926 | |
| 6 - | 44.285 | 115.7 | 43.250 | 26.915 | 97.2 | 1:54.450 | 88.77 | 1.604 | 14:57:30.376 | |
| 7 - | 44.280 | 116.7 | 43.152 | 26.110 | 101.4 | 1:53.542 | 89.48 | 0.696 | 14:59:23.918 | |
| 8 - | 43.991 | 117.7 | 42.538 | 26.412 | 100.9 | 1:52.941 (2) | 89.95 | 0.095 | 15:01:16.859 | |
| 9 - | 44.185 | 115.3 | 42.381 | 26.280 | 100.5 | 1:52.846 (1) | 90.03 | | 15:03:09.705 | |

Weather / Track : Bright / Dry

Assen

Circuit Length = 2.8222 miles

Start: 14:45 Flag 15:07 End: 15:09

MCRCB BULLETIN TK255**2016 MCE British Superbike Championship - Round 11****2016 HEL Performance British Motostar Moto 3 GP & ADAC NEC****RACE 12 - SECTOR ANALYSIS**

SECTOR 1 = FL to I1, SECTOR 2 = I1 to I2, SECTOR 3 = I2 to FL, DIFF = Difference To Personal Best Lap, P = Crossed Finish Line in Pit Lane, D = Time Disallowed

| P39 33 Miguel CORREIA-LOURENCO | | Kalex KTM - Racing Team Noord NL | | | | | | | | |
|---------------------------------------|---------------|----------------------------------|---------------|--------------------|--------------|---------------------|--------------|--------------|---------------------|--|
| IDEAL LAP TIME : 1:55.461 | | BEST LAP TIME : 1:55.645 | | DIFFERENCE : 0.184 | | | | | | |
| LAP | SECTOR 1 | SECTOR 2 | SECTOR 3 | LAP TIME | MPH | DIFF | TIME OF DAY | | | |
| 1 - | 120.9 | 44.932 | 27.243 | 101.6 | 2:06.445 | 80.35 | 10.800 | 14:48:00.245 | | |
| 2 - | 45.018 | 119.6 | 44.405 | 27.492 | 98.9 | 1:56.915 | 86.90 | 1.270 | 14:49:57.160 | |
| 3 - | 46.456 | 114.1 | 43.846 | 26.884 | 100.9 | 1:57.186 | 86.70 | 1.541 | 14:51:54.346 | |
| 4 - | 44.779 | 116.7 | 44.670 | 27.071 | 100.7 | 1:56.520 (3) | 87.19 | 0.875 | 14:53:50.866 | |
| 5 - | 44.843 | 114.9 | 44.380 | 27.155 | 101.6 | 1:56.378 (2) | 87.30 | 0.733 | 14:55:47.244 | |
| 6 - | 44.945 | 115.1 | 43.864 | 26.836 | 99.8 | 1:55.645 (1) | 87.85 | | 14:57:42.889 | |
| 7 - | 45.512 | 111.8 | 44.193 | IN PIT | | 2:15.357 P | 75.06 | 19.712 | 14:59:58.246 | |

| P40 45 AS Leon ORGIS | | Honda - Kiefer Racing | | | | | | | | |
|-----------------------------|----------|--------------------------|---------------|--------------------|--------------|---------------------|--------------|-------|---------------------|--|
| IDEAL LAP TIME : 1:49.737 | | BEST LAP TIME : 1:50.669 | | DIFFERENCE : 0.932 | | | | | | |
| LAP | SECTOR 1 | SECTOR 2 | SECTOR 3 | LAP TIME | MPH | DIFF | TIME OF DAY | | | |
| 1 - | | 119.6 | 42.686 | 25.649 | 105.7 | 1:58.315 | 85.87 | 7.646 | 14:47:52.115 | |
| 2 - | 42.621 | 120.6 | 42.670 | 26.052 | 104.0 | 1:51.343 (2) | 91.25 | 0.674 | 14:49:43.458 | |
| 3 - | 43.270 | 121.1 | 41.636 | 25.763 | 103.0 | 1:50.669 (1) | 91.80 | | 14:51:34.127 | |

| P41 122 AS Marie MENDE | | Honda - MM-Racing | | | | | | | | |
|-------------------------------|---------------|--------------------------|---------------|--------------------|--------------|---------------------|--------------|-------|---------------------|--|
| IDEAL LAP TIME : 1:56.468 | | BEST LAP TIME : 1:56.468 | | DIFFERENCE : 0.000 | | | | | | |
| LAP | SECTOR 1 | SECTOR 2 | SECTOR 3 | LAP TIME | MPH | DIFF | TIME OF DAY | | | |
| 1 - | | 121.1 | 44.547 | 27.323 | 100.3 | 2:06.069 | 80.59 | 9.601 | 14:47:59.869 | |
| 2 - | 45.098 | 120.2 | 44.048 | 27.322 | 99.8 | 1:56.468 (1) | 87.23 | | 14:49:56.337 | |

MCRCB BULLETIN TK256**2016 MCE British Superbike Championship - Round 11****2016 HEL Performance British Motostar Moto 3 GP & ADAC NEC****RACE 12 - BEST SPEEDS**

| POS | INTERMEDIATE 1 | | | INTERMEDIATE 2 | | | FINISH LINE | | |
|-----|----------------|------------------|-------|----------------|------|-----|-------------|------------------|-------|
| | NO | NAME | MPH | NO | NAME | MPH | NO | NAME | MPH |
| 1 | 50 | DUPASQUIER | 130.3 | | | | 47 | ARCHER | 109.1 |
| 2 | 15 | McMANUS | 129.5 | | | | 26 | SAEZ | 108.5 |
| 3 | 13 | KOFLER | 128.8 | | | | 44 | BEST | 108.5 |
| 4 | 66 | FRASER | 127.8 | | | | 15 | McMANUS | 108.3 |
| 5 | 44 | BEST | 127.5 | | | | 50 | DUPASQUIER | 108.3 |
| 6 | 9 | DOORAKKERS | 126.6 | | | | 54 | BURMAN | 108.3 |
| 7 | 21 | KERR | 126.6 | | | | 41 | ORGIS | 108.0 |
| 8 | 26 | SAEZ | 126.6 | | | | 52 | BOERBOOM | 108.0 |
| 9 | 52 | BOERBOOM | 126.6 | | | | 21 | KERR | 107.5 |
| 10 | 61 | DUBBINK | 126.6 | | | | 152 | KONIG | 107.2 |
| 11 | 42 | SLOOTEN | 126.1 | | | | 2 | BROUWERS | 106.7 |
| 12 | 19 | VITS | 125.9 | | | | 42 | SLOOTEN | 106.7 |
| 13 | 54 | BURMAN | 125.6 | | | | 19 | VITS | 106.5 |
| 14 | 35 | LODGE | 125.4 | | | | 69 | BOOTH-AMOS | 106.5 |
| 15 | 41 | ORGIS | 125.4 | | | | 49 | FREITAG | 106.2 |
| 16 | 4 | GEIGER | 124.7 | | | | 35 | LODGE | 106.0 |
| 17 | 49 | FREITAG | 124.7 | | | | 45 | ORGIS | 105.7 |
| 18 | 47 | ARCHER | 124.5 | | | | 66 | FRASER | 105.7 |
| 19 | 152 | KONIG | 124.2 | | | | 4 | GEIGER | 105.5 |
| 20 | 2 | BROUWERS | 123.5 | | | | 9 | DOORAKKERS | 105.5 |
| 21 | 22 | RODINK | 123.5 | | | | 12 | RENDELL | 105.5 |
| 22 | 121 | MEGGLE | 123.5 | | | | 61 | DUBBINK | 105.5 |
| 23 | 30 | COOK | 123.3 | | | | 98 | VRIES | 105.5 |
| 24 | 43 | JESPERSEN | 123.3 | | | | 13 | KOFLER | 105.2 |
| 25 | 69 | BOOTH-AMOS | 123.3 | | | | 36 | KROEZE | 105.2 |
| 26 | 98 | VRIES | 123.3 | | | | 43 | JESPERSEN | 104.7 |
| 27 | 154 | FALCK | 123.3 | | | | 3 | ERHARD | 104.5 |
| 28 | 37 | DUNNIK | 123.1 | | | | 22 | RODINK | 104.5 |
| 29 | 45 | ORGIS | 122.6 | | | | 37 | DUNNIK | 104.2 |
| 30 | 5 | SVARD | 122.4 | | | | 25 | INNERFORS | 104.0 |
| 31 | 36 | KROEZE | 122.2 | | | | 23 | LLEWELLYN | 103.8 |
| 32 | 12 | RENDELL | 122.0 | | | | 154 | FALCK | 103.3 |
| 33 | 23 | LLEWELLYN | 122.0 | | | | 48 | POTTER | 103.0 |
| 34 | 17 | ADBRING | 121.5 | | | | 5 | SVARD | 102.8 |
| 35 | 3 | ERHARD | 121.1 | | | | 6 | KARLSSON | 102.8 |
| 36 | 122 | MENDE | 121.1 | | | | 93 | LAWTON | 102.3 |
| 37 | 99 | CAMPBELL | 120.9 | | | | 99 | CAMPBELL | 101.9 |
| 38 | 33 | CORREIA-LOURENCO | 120.9 | | | | 17 | ADBRING | 101.6 |
| 39 | 6 | KARLSSON | 120.0 | | | | 33 | CORREIA-LOURENCO | 101.6 |
| 40 | 11 | UHRE | 119.8 | | | | 11 | UHRE | 101.4 |
| 41 | 48 | POTTER | 119.8 | | | | 122 | MENDE | 100.3 |
| 42 | 93 | LAWTON | 119.8 | | | | | | |
| 43 | 25 | INNERFORS | 119.1 | | | | | | |

Weather / Track : Bright / Dry

Results can be found at www.tsl-timing.com

Assen

Circuit Length = 2.8222 miles

Start: 14:45 Flag 15:07 End: 15:09

Printed - 15:13 Sunday, 02 October 2016

MCRCB BULLETIN TK257

2016 MCE British Superbike Championship - Round 11

2016 HEL Performance British Motostar Moto 3 GP & ADAC NEC

RACE 12 - BEST SECTORS

| SECTOR 1 | | | SECTOR 2 | | | SECTOR 3 | | | IDEAL / BEST COMPARISON | | | | | | |
|----------|-----|----------------|----------|-----|----------------|----------|-----|----------------|-------------------------|-----|-----|----------------|-------------|----------|-------|
| POS | NO | NAME | TIME | NO | NAME | TIME | NO | NAME | TIME | POS | NO | NAME | IDEAL | BEST | DIFF |
| | | | | | | | | | | | | | PERFECT LAP | 1:46.391 | |
| 1 | 47 | ARCHER | 41.009 | 12 | RENDELL | 40.544 | 52 | BOERBOOM | 24.838 | 1 | 47 | ARCHER | 1:46.575 | 1:46.604 | 0.029 |
| 2 | 26 | SAEZ | 41.467 | 47 | ARCHER | 40.608 | 26 | SAEZ | 24.898 | 2 | 26 | SAEZ | 1:47.609 | 1:47.877 | 0.268 |
| 3 | 15 | McMANUS | 41.531 | 69 | BOOTH-AMOS | 40.809 | 47 | ARCHER | 24.958 | 3 | 52 | BOERBOOM | 1:47.626 | 1:47.675 | 0.049 |
| 4 | 42 | SLOOTEN | 41.841 | 52 | BOERBOOM | 40.914 | 15 | McMANUS | 24.971 | 4 | 15 | McMANUS | 1:47.646 | 1:47.931 | 0.285 |
| 5 | 52 | BOERBOOM | 41.874 | 35 | LODGE | 40.928 | 42 | SLOOTEN | 24.979 | 5 | 12 | RENDELL | 1:47.670 | 1:48.243 | 0.573 |
| 6 | 35 | LODGE | 41.916 | 2 | BROUWERS | 40.955 | 12 | RENDELL | 25.059 | 6 | 42 | SLOOTEN | 1:47.787 | 1:48.093 | 0.306 |
| 7 | 69 | BOOTH-AMOS | 41.942 | 3 | ERHARD | 40.960 | 69 | BOOTH-AMOS | 25.088 | 7 | 69 | BOOTH-AMOS | 1:47.839 | 1:48.256 | 0.417 |
| 8 | 21 | KERR | 41.979 | 42 | SLOOTEN | 40.967 | 2 | BROUWERS | 25.114 | 8 | 35 | LODGE | 1:48.068 | 1:48.221 | 0.153 |
| 9 | 12 | RENDELL | 42.067 | 49 | FREITAG | 41.070 | 49 | FREITAG | 25.223 | 9 | 2 | BROUWERS | 1:48.314 | 1:48.543 | 0.229 |
| 10 | 41 | ORGIS | 42.091 | 15 | McMANUS | 41.144 | 35 | LODGE | 25.224 | 10 | 3 | ERHARD | 1:48.457 | 1:48.944 | 0.487 |
| 11 | 49 | FREITAG | 42.201 | 41 | ORGIS | 41.144 | 19 | VITS | 25.241 | 11 | 49 | FREITAG | 1:48.494 | 1:49.051 | 0.557 |
| 12 | 50 | DUPASQUIER | 42.220 | 36 | KROEZE | 41.225 | 36 | KROEZE | 25.241 | 12 | 21 | KERR | 1:48.508 | 1:48.651 | 0.143 |
| 13 | 2 | BROUWERS | 42.245 | 26 | SAEZ | 41.244 | 3 | ERHARD | 25.250 | 13 | 41 | ORGIS | 1:48.525 | 1:48.737 | 0.212 |
| 14 | 3 | ERHARD | 42.247 | 21 | KERR | 41.272 | 21 | KERR | 25.257 | 14 | 36 | KROEZE | 1:48.807 | 1:49.115 | 0.308 |
| 15 | 44 | BEST | 42.263 | 152 | KONIG | 41.292 | 44 | BEST | 25.279 | 15 | 19 | VITS | 1:48.996 | 1:49.292 | 0.296 |
| 16 | 152 | KONIG | 42.295 | 19 | VITS | 41.414 | 41 | ORGIS | 25.290 | 16 | 152 | KONIG | 1:49.013 | 1:49.308 | 0.295 |
| 17 | 43 | JESPERSEN | 42.329 | 61 | DUBBINK | 41.435 | 61 | DUBBINK | 25.387 | 17 | 44 | BEST | 1:49.033 | 1:49.195 | 0.162 |
| 18 | 19 | VITS | 42.341 | 43 | JESPERSEN | 41.442 | 43 | JESPERSEN | 25.389 | 18 | 50 | DUPASQUIER | 1:49.159 | 1:49.489 | 0.330 |
| 19 | 36 | KROEZE | 42.341 | 44 | BEST | 41.491 | 50 | DUPASQUIER | 25.395 | 19 | 43 | JESPERSEN | 1:49.160 | 1:49.422 | 0.262 |
| 20 | 98 | VRIES | 42.348 | 4 | GEIGER | 41.496 | 4 | GEIGER | 25.404 | 20 | 4 | GEIGER | 1:49.281 | 1:49.461 | 0.180 |
| 21 | 4 | GEIGER | 42.381 | 50 | DUPASQUIER | 41.544 | 152 | KONIG | 25.426 | 21 | 61 | DUBBINK | 1:49.322 | 1:49.469 | 0.147 |
| 22 | 45 | ORGIS | 42.452 | 45 | ORGIS | 41.636 | 98 | VRIES | 25.591 | 22 | 45 | ORGIS | 1:49.737 | 1:50.669 | 0.932 |
| 23 | 61 | DUBBINK | 42.500 | 37 | DUNNIK | 41.849 | 37 | DUNNIK | 25.635 | 23 | 98 | VRIES | 1:49.815 | 1:50.140 | 0.325 |
| 24 | 37 | DUNNIK | 42.557 | 98 | VRIES | 41.876 | 45 | ORGIS | 25.649 | 24 | 37 | DUNNIK | 1:50.041 | 1:50.258 | 0.217 |
| 25 | 9 | DOORAKKERS | 42.862 | 5 | SVARD | 41.899 | 9 | DOORAKKERS | 25.671 | 25 | 9 | DOORAKKERS | 1:50.636 | 1:50.908 | 0.272 |
| 26 | 13 | KOFLER | 42.963 | 9 | DOORAKKERS | 42.103 | 22 | RODINK | 25.749 | 26 | 22 | RODINK | 1:50.831 | 1:50.831 | 0.000 |
| 27 | 22 | RODINK | 42.975 | 22 | RODINK | 42.107 | 5 | SVARD | 25.917 | 27 | 5 | SVARD | 1:51.006 | 1:51.207 | 0.201 |
| 28 | 54 | BURMAN | 43.090 | 11 | UHRE | 42.381 | 54 | BURMAN | 26.017 | 28 | 13 | KOFLER | 1:51.663 | 1:51.663 | 0.000 |
| 29 | 5 | SVARD | 43.190 | 13 | KOFLER | 42.658 | 13 | KOFLER | 26.042 | 29 | 23 | LLEWELLYN | 1:52.203 | 1:52.615 | 0.412 |
| 30 | 23 | LLEWELLYN | 43.318 | 23 | LLEWELLYN | 42.661 | 11 | UHRE | 26.110 | 30 | 54 | BURMAN | 1:52.321 | 1:52.724 | 0.403 |
| 31 | 66 | FRASER | 43.361 | 154 | FALCK | 42.688 | 23 | LLEWELLYN | 26.224 | 31 | 11 | UHRE | 1:52.384 | 1:52.846 | 0.462 |
| 32 | 6 | KARLSSON | 43.474 | 6 | KARLSSON | 42.780 | 99 | CAMPBELL | 26.241 | 32 | 6 | KARLSSON | 1:52.507 | 1:52.963 | 0.456 |
| 33 | 154 | FALCK | 43.575 | 99 | CAMPBELL | 42.803 | 6 | KARLSSON | 26.253 | 33 | 66 | FRASER | 1:52.558 | 1:52.820 | 0.262 |
| 34 | 99 | CAMPBELL | 43.736 | 66 | FRASER | 42.857 | 66 | FRASER | 26.340 | 34 | 154 | FALCK | 1:52.646 | 1:52.924 | 0.278 |
| 35 | 25 | INNERFORS | 43.892 | 54 | BURMAN | 43.214 | 154 | FALCK | 26.383 | 35 | 99 | CAMPBELL | 1:52.780 | 1:52.866 | 0.086 |
| 36 | 11 | UHRE | 43.893 | 25 | INNERFORS | 43.306 | 25 | INNERFORS | 26.421 | 36 | 25 | INNERFORS | 1:53.619 | 1:54.182 | 0.563 |
| 37 | 93 | LAWTON | 44.002 | 93 | LAWTON | 43.340 | 93 | LAWTON | 26.654 | 37 | 93 | LAWTON | 1:53.996 | 1:54.279 | 0.283 |
| 38 | 48 | POTTER | 44.135 | 17 | ADBRING | 43.403 | 17 | ADBRING | 26.728 | 38 | 17 | ADBRING | 1:54.637 | 1:55.381 | 0.744 |
| 39 | 17 | ADBRING | 44.506 | 33 | CORREIA-LOUREN | 43.846 | 48 | POTTER | 26.824 | 39 | 48 | POTTER | 1:54.933 | 1:55.011 | 0.078 |
| 40 | 33 | CORREIA-LOUREN | 44.779 | 48 | POTTER | 43.974 | 33 | CORREIA-LOUREN | 26.836 | 40 | 33 | CORREIA-LOUREN | 1:55.461 | 1:55.645 | 0.184 |
| 41 | 122 | MENDE | 45.098 | 122 | MENDE | 44.048 | 122 | MENDE | 27.322 | 41 | 122 | MENDE | 1:56.468 | 1:56.468 | 0.000 |
| 42 | | | | | | | | | | | | | | | |
| 43 | | | | | | | | | | | | | | | |

Weather / Track : Bright / Dry

Assen

Circuit Length = 2.8222 miles

Start: 14:45 Flag 15:07 End: 15:09

Results can be found at www.tsl-timing.com

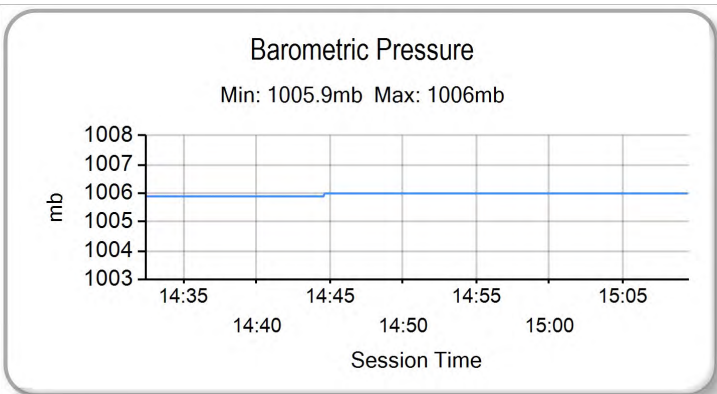
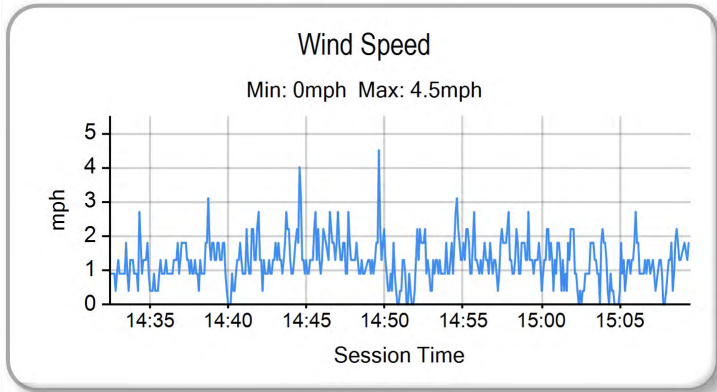
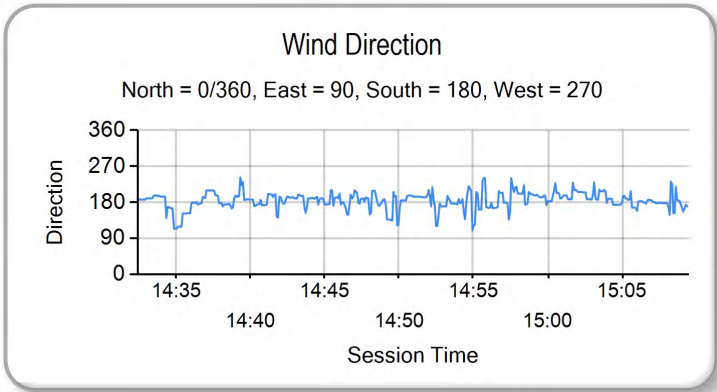
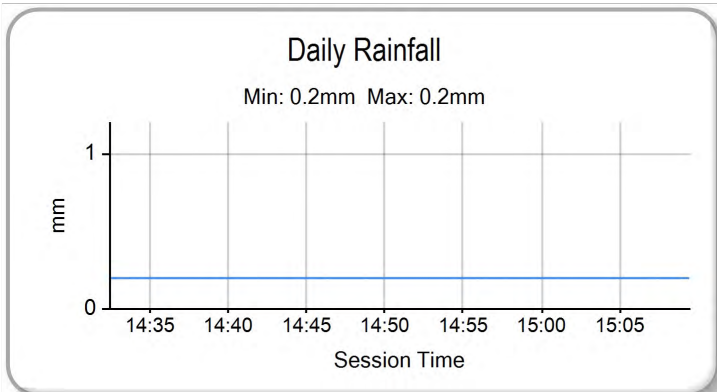
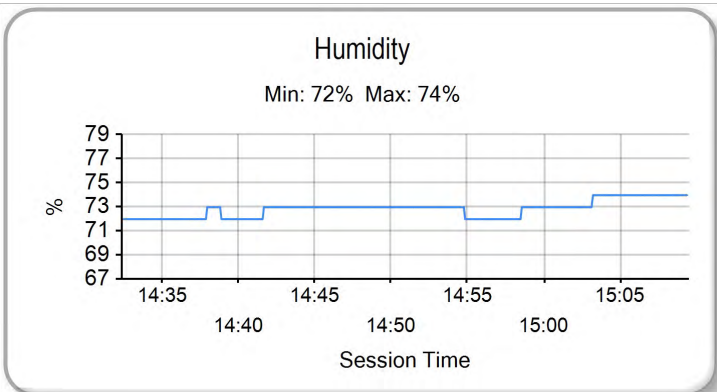
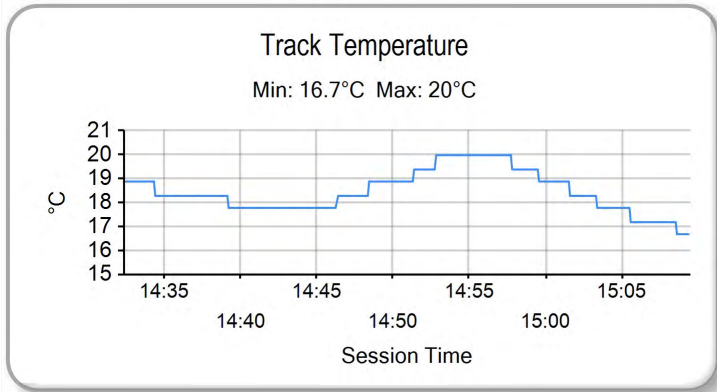
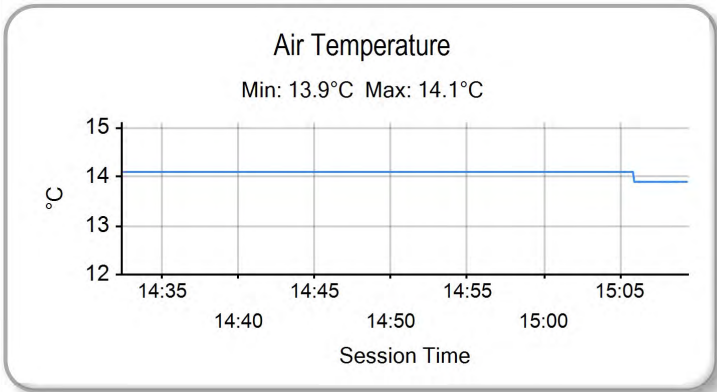
Printed - 15:13 Sunday, 02 October 2016

MCRCB BULLETIN TK258

2016 MCE British Superbike Championship - Round 11

2016 HEL Performance British Motostar Moto 3 GP & ADAC NEC

RACE 12 - WEATHER CONDITIONS



Weather / Track : Bright / Dry

Results can be found at www.tsl-timing.com

Assen
Circuit Length = 2.8222 miles
Start: 14:45 Flag 15:07 End: 15:09

Printed - 15:14 Sunday, 02 October 2016

