



BRITISH MOTOSTAR CHAMPIONSHIP

Round 12 Brands Hatch GP

16th – 18th October 2015



Results Provided by Timing Solutions Ltd
www.tsl-timing.com

Brands Hatch GP

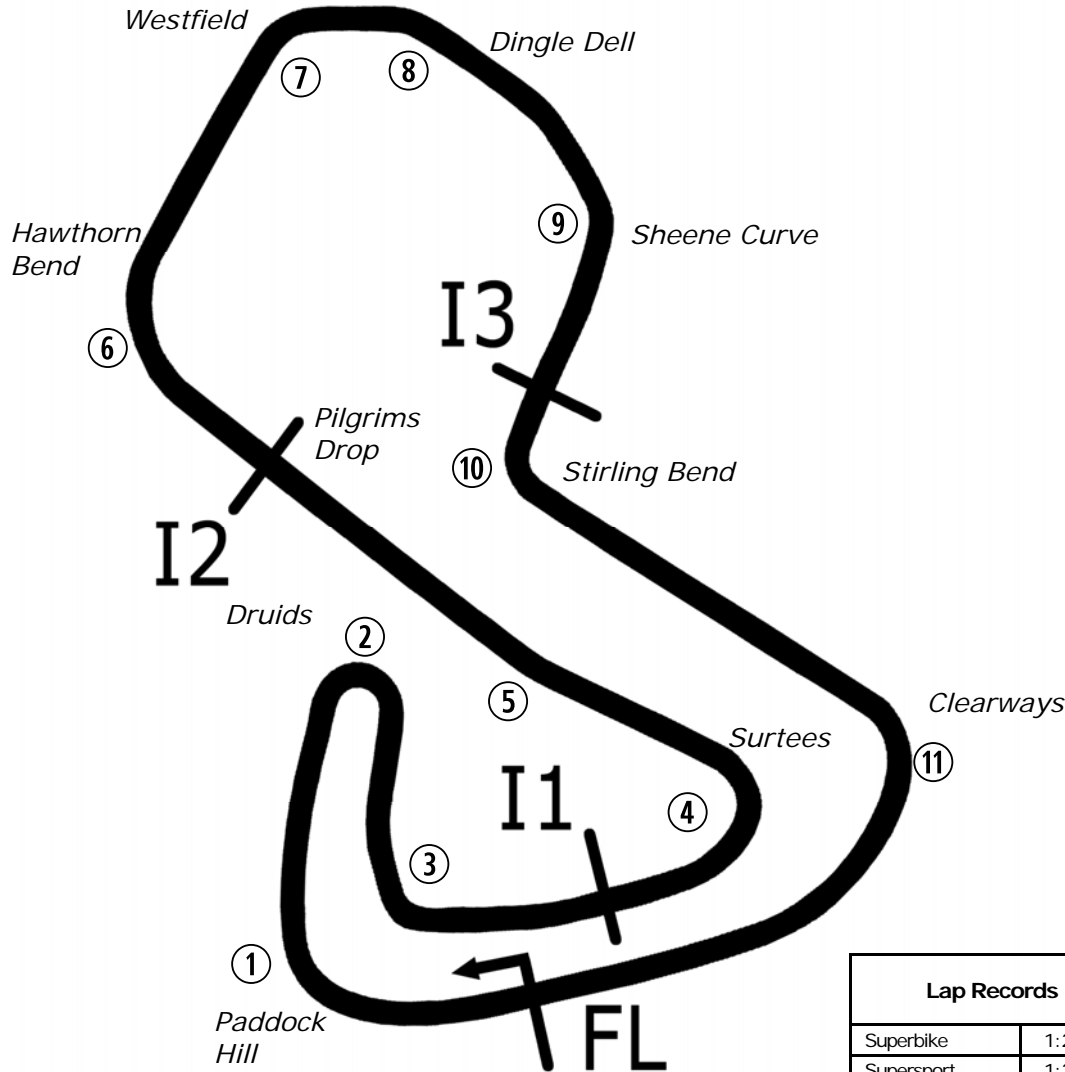
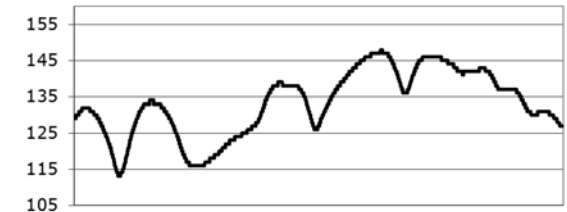


SPORTS TIMING

TIMING SOLUTIONS LTD



Circuit Altitude (m)



Length	2.4332 miles	3916.0 m	
FL		51.36032 N	0.26032 E
I1	1116m	51.35934 N	0.25955 E
I2	1796m	51.35628 N	0.22660 E
I3	2928m	51.35532 N	0.26250 E
Pit Entry	3646m	51.35911 N	0.25743 E
Pit Exit	83m after FL	51.36017 N	0.26051 E
Pit Entry–Pit Exit 332m, 19.9s @60kph, 14.9s @80kph			

Lap Records		Best Sector Information							
		Sector 1 (FL - I1)	I1 Trap (mph)	Sector 2 (I1 - I2)	I2 Trap (mph)	Sector 3 (I2 - I3)	I3 Trap (mph)	Sector 4 (I3 - FL)	F/L Trap (mph)
Superbike	1:25.426	27.110	131.5	14.625	167.3	23.184	102.2	19.792	166.9
Supersport	1:27.737	27.760	123.3	15.272	155.7	23.520	101.2	20.627	156.8
Superstock 1000	1:27.643	27.918	125.4	15.055	163.2	23.759	100.6	20.431	162.1
Superstock 600	1:29.845	28.321	119.6	15.580	152.8	24.114	98.0	21.048	149.8
Motostar	1:33.113	28.976	108.8	16.835	134.2	24.489	96.6	22.230	129.8
F1 Sidecar	1:30.582	28.364	117.5	16.023	146.8	23.511	102.4	21.476	139.5
Ducati Cup	1:31.245	28.642	117.5	40.382		N/A	97.3	21.415	147.4
KTM BJ Cup	To Be Est	N/A	N/A	N/A	N/A	N/A	N/A	N/A	N/A

All results available at www.tsl-timing.com



POS	NO	CL	PIC NAME	ENTRY	TIME	ON	LAPS	GAP	DIFF	MPH
1	6		1 Taz TAYLOR	Honda - RS Racing	1:45.728	11	11			82.85
2	86	M3	1 Charlie NESBITT	Repli-Cast Moto 3 - Repli-Cast UK	1:46.135	12	14	0.407	0.407	82.53
3	1	M3	2 Edward RENDELL	Ten Kate Honda - Banks Racing	1:46.371	11	13	0.643	0.236	82.35
4	25	M3	3 Mike BROUWERS	Honda - Joma / Brouwersracingteam	1:47.516	11	11	1.788	1.145	81.47
5	95	M3	4 Scott DEROUÉ	KTM - Redline KTM	1:47.699	12	12	1.971	0.183	81.33
6	62	M3	5 Vasco VAN DER VALK	Honda - Team ILR / Vasco62.nl	1:47.791	13	13	2.063	0.092	81.26
7	47	M3	6 Jake ARCHER	Honda - RS Racing	1:47.870	11	12	2.142	0.079	81.20
8	26	M3	7 Dani SAEZ	Repli-Cast Moto 3 - Repli-Cast - Armstrong	1:48.713	11	11	2.985	0.843	80.57
9	52	M3	8 Jorel BOERBOOM	Kalex KTM - FPW Racing	1:48.762	13	13	3.034	0.049	80.54
10	98	M3	9 Tomas DE VRIES	Honda - DAT Racing	1:49.643	13	13	3.915	0.881	79.89
11	71	M3	10 Christoph BEINLICH	Honda - Beinlich Racing Team	1:50.209	13	13	4.481	0.566	79.48
12	21	M3	11 Richard KERR	Honda - Bob Wylie Racing	1:50.684	8	10	4.956	0.475	79.14
13	70	M3	12 Ryan LONGSHAW	Kalex KTM - FPW Racing	1:50.930	13	13	5.202	0.246	78.96
14	35	M3	13 Elliot LODGE	Honda - Essential Team Racing / SP125	1:51.390	10	12	5.662	0.460	78.64
15	34		2 Liam DELVES	Honda - Crucials Sauce / Banks Racing	1:51.508	13	13	5.780	0.118	78.55
16	79	M3	14 Chris TAYLOR	KTM - Hodges Racing	1:51.511	12	12	5.783	0.003	78.55
17	44	M3	15 Edmund BEST	Honda - SymCirus Motorsport	1:51.925	13	13	6.197	0.414	78.26
18	2	M3	16 Joe THOMAS	Honda - Team ILR	1:52.248	10	13	6.520	0.323	78.04
19	27	M3	17 Georgina POLDEN	KTM - RS Racing	1:52.743	11	12	7.015	0.495	77.69
20	11		3 Stephen CAMPBELL	Honda - Campbell Racing	1:52.910	13	13	7.182	0.167	77.58
21	65		4 Josh OWENS	Honda - JPL Racing	1:53.305	3	3	7.577	0.395	77.31
22	3		5 Mark CLAYTON	Honda - SP125 / Refined Recruitment	1:53.436	11	13	7.708	0.131	77.22
23	87		6 Jamie EDWARDS	Nykos - Kinpac Racing	1:53.445	7	7	7.717	0.009	77.21
24	16		7 Andrew SAWFORD	Aprilia - Si Neots Motorcycle Co Ltd	1:54.097	12	12	8.369	0.652	76.77
25	13	M3	18 Sam BURMAN	Honda - WNT / Burman Racing	1:54.210	8	12	8.482	0.113	76.69
26	4		8 Louis VALLELEY	KTM - CM Racing	1:54.279	11	11	8.551	0.069	76.65
27	10	M3	19 Justin WARING	Honda - Cresswell Racing	1:54.515	9	13	8.787	0.236	76.49
28	42	M3	20 Brian SLOOTEN	Honda - Bakker Frames Holland	1:54.646	9	9	8.918	0.131	76.40
29	7		9 Jamie ASHBY	Honda - SP125 / JPA Racing	1:55.203	9	9	9.475	0.557	76.03
30	28		10 Bradley RAY	EE125 - FAB-Racing	1:55.246	6	6	9.518	0.043	76.00
31	8	M3	21 TJ TOMS	Repli-Cast Moto 3 - Repli-Cast UK	1:55.454	11	13	9.726	0.208	75.87
32	24		11 Tasia RODINK	Honda - Promemo Racing	1:55.653	9	11	9.925	0.199	75.74
33	17		12 Wesley JONKER	Luyten Honda - Racing Family	1:55.979	10	11	10.251	0.326	75.52

QUALIFYING LAPTIME (110.0% of 1:45.728) = 1:56.300

34	18		13 Clint CLARKE	Honda - Mark Torrance Electrical / Kabuto Helmets	1:58.269	9	12	12.541	2.290	74.06
35	57		14 Roman RAJEK	Honda - Moto UK Racing	1:58.963	9	11	13.235	0.694	73.63
36	9		15 David WALES	Honda - TAD Racing	2:07.814	11	11	22.086	8.851	68.53

Brands Hatch GP

Circuit Length = 2.4332 miles

Start: 14:40 Flag 15:05 End: 15:07

Weather / Track : Cloudy / Damp

These results are provisional until the conclusion of any judicial and technical matters.

Race Director :	Stewards :	Timekeeper :
-----------------	------------	--------------

Results can be found at www.britishsuperbike.com

Printed - 15:07 Friday, 16 October 2015

MCRCB BULLETIN TK042

2015 MCE British Superbike Championship - Round 12

2015 HEL British Motostar Championship

FREE PRACTICE - SECTOR ANALYSIS

SECTOR 1 = FL to I1, SECTOR 2 = I1 to I2 SECTOR 3 = I2 to I3, SECTOR 4 = I3 to FL, DIFF = Difference To Personal Best Lap

P1		6		Taz TAYLOR				Honda - RS Racing					
IDEAL LAP TIME : 1:45.728		BEST LAP TIME : 1:45.728				DIFFERENCE : 0.000							
LAP	SECTOR 1	SECTOR 2		SECTOR 3		SECTOR 4		LAP TIME	MPH	DIFF	TIME OF DAY		
1 -	OUTLAP	76.4	21.350	116.1	31.530	63.4	28.378	117.1	2:01.445	72.13	15.717	14:42:27.210	
2 -	39.014	79.9	21.036	115.9	31.469	60.4	IN PIT		4:13.440	P 34.56	2:27.712	14:46:40.650	
3 -	OUTLAP	86.1	20.859	112.2	31.769	66.3	IN PIT		4:31.675	P 32.24	2:45.947	14:51:12.325	
4 -	OUTLAP	63.7	23.580	120.4	29.866	68.0	26.872	118.5	2:06.415	69.29	20.687	14:53:18.740	
5 -	36.563	91.6	20.303	124.0	29.320	70.8	26.777	118.1	1:52.963	77.54	7.235	14:55:11.703	
6 -	36.127	92.8	20.178	125.4	28.727	71.0	25.969	120.0	1:51.001	78.91	5.273	14:57:02.704	
7 -	35.312	92.6	19.567	126.3	28.766	71.9	26.633	118.9	1:50.278	79.43	4.550	14:58:52.982	
8 -	34.794	90.8	19.385	127.8	28.190	75.1	25.846	119.1	1:48.215	(3) 80.94	2.487	15:00:41.197	
9 -	34.537	91.3	19.249	126.8	27.839	70.9	25.917	121.5	1:47.542	(2) 81.45	1.814	15:02:28.739	
10 -	35.685	87.7	19.528	127.0	28.214	75.3	25.434	119.6	1:48.861	80.46	3.133	15:04:17.600	
11 -	33.921	98.3	19.011	125.9	27.464	75.9	25.332	119.8	1:45.728	(1) 82.85		15:06:03.328	

P2		86 M3		Charlie NESBITT				Repli-Cast Moto 3 - Repli-Cast UK					
IDEAL LAP TIME : 1:46.135		BEST LAP TIME : 1:46.135				DIFFERENCE : 0.000							
LAP	SECTOR 1	SECTOR 2		SECTOR 3		SECTOR 4		LAP TIME	MPH	DIFF	TIME OF DAY		
1 -	OUTLAP	80.8	21.340	120.6	31.255	62.4	27.698	113.7	1:59.711	73.17	13.576	14:42:29.018	
2 -	38.212	82.8	20.853	119.1	30.741	58.9	27.582	113.3	1:57.388	74.62	11.253	14:44:26.406	
3 -	37.209	81.6	20.635	120.4	29.489	68.1	27.258	114.1	1:54.591	76.44	8.456	14:46:20.997	
4 -	36.184	88.4	19.895	121.5	28.337	72.6	26.077	114.3	1:50.493	79.27	4.358	14:48:11.490	
5 -	37.086	85.2	20.021	121.1	28.249	73.4	25.752	114.5	1:51.108	78.84	4.973	14:50:02.598	
6 -	35.307	86.8	19.861	119.4	28.581	72.3	25.840	114.5	1:49.589	79.93	3.454	14:51:52.187	
7 -	35.375	87.6	19.918	120.4	28.310	74.3	26.029	114.3	1:49.632	79.90	3.497	14:53:41.819	
8 -	35.151	87.3	19.877	120.9	28.005	74.5	25.957	114.3	1:48.990	80.37	2.855	14:55:30.809	
9 -	34.790	88.1	19.536	121.1	28.180	75.6	25.289	117.3	1:47.795	(3) 81.26	1.660	14:57:18.604	
10 -	34.582	91.0	19.467	121.3	27.639	74.4	25.418	115.3	1:47.106	(2) 81.78	0.971	14:59:05.710	
11 -	34.441	89.1	19.902	120.0	28.250	74.2	25.293	114.9	1:47.886	81.19	1.751	15:00:53.596	
12 -	34.264	92.8	19.371	120.9	27.354	77.5	25.146	114.9	1:46.135	(1) 82.53		15:02:39.731	
13 -	35.783	85.5	19.947	121.1	27.722	74.6	25.558	115.3	1:49.010	80.35	2.875	15:04:28.741	
14 -	35.127	80.9	19.849	120.6	27.726	72.3	25.671	114.3	1:48.373	80.83	2.238	15:06:17.114	

P3		1 M3		Edward RENDELL				Ten Kate Honda - Banks Racing					
IDEAL LAP TIME : 1:46.235		BEST LAP TIME : 1:46.371				DIFFERENCE : 0.136							
LAP	SECTOR 1	SECTOR 2		SECTOR 3		SECTOR 4		LAP TIME	MPH	DIFF	TIME OF DAY		
1 -	OUTLAP	84.3	20.416	120.4	29.823	71.9	26.340	116.3	1:53.361	77.27	6.990	14:42:41.493	
2 -	35.688	91.5	19.818	121.3	29.226	74.6	26.371	116.3	1:51.103	78.84	4.732	14:44:32.596	
3 -	35.334	92.8	19.591	120.6	27.969	73.9	25.912	116.7	1:48.806	80.50	2.435	14:46:21.402	
4 -	35.322	92.5	19.551	121.3	27.888	76.5	25.753	116.5	1:48.514	80.72	2.143	14:48:09.916	
5 -	34.859	95.8	19.460	121.3	27.809	76.5	26.075	115.9	1:48.203	80.95	1.832	14:49:58.119	
6 -	34.542	94.7	19.387	120.9	28.650	72.5	IN PIT		3:43.523	P 39.18	1:57.152	14:53:41.642	
7 -	OUTLAP	89.5	19.783	120.4	27.797	74.9	25.498	117.5	1:49.431	80.04	3.060	14:55:31.073	
8 -	34.682	89.8	19.445	120.9	27.902	77.8	25.241	118.7	1:47.270	81.66	0.899	14:57:18.343	
9 -	34.292	93.8	19.612	120.9	27.458	78.5	25.598	115.7	1:46.960	(2) 81.89	0.589	14:59:05.303	
10 -	34.502	94.5	19.339	120.9	27.718	78.7	25.476	116.5	1:47.035	(3) 81.84	0.664	15:00:52.338	
11 -	34.270	95.3	19.295	121.3	27.473	80.5	25.333	117.3	1:46.371	(1) 82.35		15:02:38.709	
12 -	38.841	73.7	21.488	114.7	28.139	78.9	25.983	116.1	1:54.451	76.53	8.080	15:04:33.160	
13 -	34.313	94.2	19.266	121.1	28.400	77.2	25.552	115.7	1:47.531	81.46	1.160	15:06:20.691	

P4		25 M3		Mike BROUWERS				Honda - Joma / Brouwersracingteam					
IDEAL LAP TIME : 1:47.422		BEST LAP TIME : 1:47.516				DIFFERENCE : 0.094							
LAP	SECTOR 1	SECTOR 2		SECTOR 3		SECTOR 4		LAP TIME	MPH	DIFF	TIME OF DAY		
1 -	37.914	83.8	20.817	110.3	30.853	66.7	26.928	115.7	1:56.512	75.18	8.996	14:44:04.118	
2 -	36.559	84.5	20.606	109.1	29.894	69.6	26.412	115.1	1:53.471	77.19	5.955	14:45:57.589	
3 -	35.991	88.6	20.355	111.1	29.416	72.8	26.136	114.9	1:51.898	78.28	4.382	14:47:49.487	
4 -	36.030	89.8	20.166	112.0	28.776	74.1	25.775	114.9	1:50.747	79.09	3.231	14:49:40.234	
5 -	35.738	85.4	20.395	102.6	28.868	72.2	IN PIT		4:57.783	P 29.41	3:10.267	14:54:38.017	
6 -	OUTLAP	86.2	20.776	106.5	30.235	67.3	27.667	115.5	1:57.501	74.55	9.985	14:56:35.518	
7 -	35.486	87.6	20.110	110.3	28.354	72.7	25.628	115.7	1:49.578	79.94	2.062	14:58:25.096	

Brands Hatch GP

Circuit Length = 2.4332 miles

Start: 14:40 Flag 15:05 End: 15:07

Weather / Track : Cloudy / Damp

MCRCB BULLETIN TK042

2015 MCE British Superbike Championship - Round 12

2015 HEL British Motostar Championship

FREE PRACTICE - SECTOR ANALYSIS

SECTOR 1 = FL to I1, SECTOR 2 = I1 to I2 SECTOR 3 = I2 to I3, SECTOR 4 = I3 to FL, DIFF = Difference To Personal Best Lap

8 -	35.300	88.4	19.903	112.0	28.388	74.4	25.479	115.7	1:49.070	80.31	1.554	15:00:14.166
9 -	34.847	89.5	19.809	107.3	28.679	76.9	25.397	115.3	1:48.732 (3)	80.56	1.216	15:02:02.898
10 -	34.457	94.3	19.737	107.7	28.090	75.4	25.357	115.1	1:47.641 (2)	81.38	0.125	15:03:50.539
11 -	34.551	93.2	19.704	111.2	27.948	75.5	25.313	114.1	1:47.516 (1)	81.47		15:05:38.055

P5		95 M3		Scott DEROUE		KTM - Redline KTM						
IDEAL LAP TIME : 1:47.606		BEST LAP TIME : 1:47.699		DIFFERENCE : 0.093								
LAP	SECTOR 1	SECTOR 2	SECTOR 3	SECTOR 4	LAP TIME	MPH	DIFF	TIME OF DAY				
1 -	OUTLAP	89.0	20.361	125.9	30.487	66.3	27.517	120.2	1:56.064	75.47	8.365	14:42:34.825
2 -	36.310	93.8	19.633	126.6	30.195	67.9	27.450	119.6	1:53.588	77.11	5.889	14:44:28.413
3 -	35.712	94.1	19.555	127.5	29.457	71.7	IN PIT		2:52.763 P	50.70	1:05.064	14:47:21.176
4 -	OUTLAP	94.1	19.714	127.0	29.239	73.6	26.487	121.1	1:51.498	78.56	3.799	14:49:12.674
5 -	34.948	100.4	19.935	127.3	28.854	72.3	26.575	120.2	1:50.312	79.40	2.613	14:51:02.986
6 -	34.853	94.7	19.531	127.3	28.628	73.9	26.232	120.0	1:49.244	80.18	1.545	14:52:52.230
7 -	34.507	97.1	19.209	127.0	28.519	73.5	26.131	120.2	1:48.366 (3)	80.83	0.667	14:54:40.596
8 -	34.431	97.9	19.300	127.3	28.599	75.9	25.996	121.5	1:48.326 (2)	80.86	0.627	14:56:28.922
9 -	35.306	95.3	19.327	127.5	28.739	74.4	IN PIT		4:34.951 P	31.85	2:47.252	15:01:03.873
10 -	OUTLAP	91.1	20.074	127.5	29.850	71.0	26.535	120.4	1:53.364	77.27	5.665	15:02:57.237
11 -	35.123	95.3	19.586	127.5	28.379	75.9	26.061	120.9	1:49.149	80.25	1.450	15:04:46.386
12 -	34.370	94.6	19.302	127.8	28.124	77.0	25.903	120.6	1:47.699 (1)	81.33		15:06:34.085

P6		62 M3		Vasco VAN DER VALK		Honda - Team ILR / Vasco62.nl						
IDEAL LAP TIME : 1:47.791		BEST LAP TIME : 1:47.791		DIFFERENCE : 0.000								
LAP	SECTOR 1	SECTOR 2	SECTOR 3	SECTOR 4	LAP TIME	MPH	DIFF	TIME OF DAY				
1 -	OUTLAP	77.9	21.325	113.7	33.218	57.6	28.596	114.9	2:04.769	70.20	16.978	14:42:10.465
2 -	37.776	83.2	20.413	120.6	31.083	63.7	27.355	116.9	1:56.627	75.10	8.836	14:44:07.092
3 -	36.880	87.4	20.063	122.6	30.663	63.7	27.263	116.3	1:54.869	76.25	7.078	14:46:01.961
4 -	36.662	82.5	20.982	120.9	30.428	69.3	26.818	116.7	1:54.890	76.24	7.099	14:47:56.851
5 -	36.839	85.7	20.726	121.5	29.982	70.0	26.616	115.9	1:54.163	76.73	6.372	14:49:51.014
6 -	36.265	89.2	20.420	120.0	31.544	65.8	29.629	112.9	1:57.858	74.32	10.067	14:51:48.872
7 -	36.708	91.1					IN PIT		3:04.357 P	47.51	1:16.566	14:54:53.229
8 -	OUTLAP	72.7	21.013	119.8	30.759	65.7	27.159	117.3	1:59.699	73.18	11.908	14:56:52.928
9 -	36.098	86.9	20.068	120.2	29.997	69.1	26.564	117.5	1:52.727	77.70	4.936	14:58:45.655
10 -	35.853	85.3	20.059	122.9	29.564	71.8	26.227	117.5	1:51.703	78.42	3.912	15:00:37.358
11 -	34.973	91.3	19.567	119.8	29.995	69.9	26.407	118.1	1:50.942 (3)	78.95	3.151	15:02:28.300
12 -	35.396	89.8	19.913	121.3	29.206	72.4	25.714	118.1	1:50.229 (2)	79.46	2.438	15:04:18.529
13 -	34.128	95.5	19.288	122.9	28.691	73.9	25.684	117.3	1:47.791 (1)	81.26		15:06:06.320

P7		47 M3		Jake ARCHER		Honda - RS Racing						
IDEAL LAP TIME : 1:47.614		BEST LAP TIME : 1:47.870		DIFFERENCE : 0.256								
LAP	SECTOR 1	SECTOR 2	SECTOR 3	SECTOR 4	LAP TIME	MPH	DIFF	TIME OF DAY				
1 -	OUTLAP	80.0	20.401	120.6	30.080	65.9	27.422	117.3	1:55.839	75.62	7.969	14:42:34.991
2 -	38.982	79.7	20.350	118.1	30.873	67.1	27.136	119.6	1:57.341	74.65	9.471	14:44:32.332
3 -	36.959	85.0	19.773	125.2	29.395	69.9	26.306	119.6	1:52.433	77.91	4.563	14:46:24.765
4 -	36.490	84.6	19.778	125.9	28.809	73.2	26.472	118.7	1:51.549	78.52	3.679	14:48:16.314
5 -	36.919	85.4	20.226	110.7	30.397	71.8	IN PIT		4:06.877 P	35.48	2:19.007	14:52:23.191
6 -	OUTLAP	87.4	20.430	124.9	29.035	72.1	26.377	118.3	1:52.902	77.58	5.032	14:54:16.093
7 -	35.986	88.3	19.618	125.9	28.692	74.0	26.141	119.8	1:50.437	79.31	2.567	14:56:06.530
8 -	35.795	87.3	19.623	121.5	29.128	73.4	25.848	120.4	1:50.394	79.35	2.524	14:57:56.924
9 -	35.298	90.9	19.467	126.8	28.382	75.3	25.552	119.8	1:48.699 (3)	80.58	0.829	14:59:45.623
10 -	34.635	92.6	19.371	125.9	28.306	75.2	25.764	119.8	1:48.076 (2)	81.05	0.206	15:01:33.699
11 -	34.831	92.8	19.323	126.3	28.366	75.4	25.350	119.8	1:47.870 (1)	81.20		15:03:21.569
12 -	34.955	91.9	19.442	124.7	29.000	75.7	25.449	120.6	1:48.846	80.47	0.976	15:05:10.415

P8		26 M3		Dani SAEZ		Repli-Cast Moto 3 - Repli-Cast - Armstrong						
IDEAL LAP TIME : 1:48.713		BEST LAP TIME : 1:48.713		DIFFERENCE : 0.000								
LAP	SECTOR 1	SECTOR 2	SECTOR 3	SECTOR 4	LAP TIME	MPH	DIFF	TIME OF DAY				
1 -	OUTLAP	65.4	24.568	84.9	36.681	63.1	IN PIT		3:00.827 P	48.44	1:12.114	14:43:54.410
2 -	OUTLAP	78.5	22.040	108.0	36.174	64.4	27.843	115.7	2:05.171	69.98	16.458	14:45:59.581
3 -	37.349	81.3	21.139	117.1	30.674	71.6	26.734	117.1	1:55.896	75.58	7.183	14:47:55.477

Weather / Track : Cloudy / Damp

Brands Hatch GP

Circuit Length = 2.4332 miles

Start: 14:40 Flag 15:05 End: 15:07

MCRCB BULLETIN TK042

2015 MCE British Superbike Championship - Round 12

2015 HEL British Motostar Championship

FREE PRACTICE - SECTOR ANALYSIS

SECTOR 1 = FL to I1, SECTOR 2 = I1 to I2 SECTOR 3 = I2 to I3, SECTOR 4 = I3 to FL, DIFF = Difference To Personal Best Lap

4 -	38.034	85.4	21.623	117.5	30.245	70.3	26.832	116.9	1:56.734	75.04	8.021	14:49:52.211
5 -	36.265	92.3	20.501	108.9	31.454	72.5	IN PIT		4:10.334	P 34.99	2:21.621	14:54:02.545
6 -	OUTLAP	62.4	21.370	115.7	30.669	73.1	26.704	116.9	2:01.406	72.15	12.693	14:56:03.951
7 -	36.450	85.7	20.536	118.7	31.827	71.2	26.765	117.5	1:55.578	75.79	6.865	14:57:59.529
8 -	35.139	91.4	19.852	119.4	30.054	72.3	26.405	117.3	1:51.450	78.59	2.737	14:59:50.979
9 -	35.379	89.9	20.010	119.4	29.388	77.0	26.085	117.7	1:50.862	(3) 79.01	2.149	15:01:41.841
10 -	34.596	89.0	19.955	119.6	29.304	74.4	26.143	117.7	1:49.998	(2) 79.63	1.285	15:03:31.839
11 -	34.379	93.2	19.697	120.4	28.953	76.4	25.684	119.1	1:48.713	(1) 80.57		15:05:20.552

P9		52 M3		Jorel BOERBOOM				Kalex KTM - FPW Racing				
IDEAL LAP TIME : 1:48.587		BEST LAP TIME : 1:48.762				DIFFERENCE : 0.175						
LAP	SECTOR 1	SECTOR 2	SECTOR 3	SECTOR 4	LAP TIME	MPH	DIFF	TIME OF DAY				
1 -	38.272	85.2	20.710	122.6	30.841	69.1	27.165	117.1	1:56.988	74.87	8.226	14:44:06.174
2 -	36.636	84.6	20.206	125.4	30.648	70.7	26.894	119.1	1:54.384	76.58	5.622	14:46:00.558
3 -	36.737	86.5	20.471	122.2	30.357	69.8	27.465	115.1	1:55.030	76.15	6.268	14:47:55.588
4 -	37.599	89.3	23.723	91.0	31.315	69.5	26.909	117.1	1:59.546	73.27	10.784	14:49:55.134
5 -	36.280	87.6	20.221	123.8	30.417	71.4	26.691	116.5	1:53.609	77.10	4.847	14:51:48.743
6 -	39.425	87.4	20.146	123.3	29.802	70.7	26.768	116.5	1:56.141	75.42	7.379	14:53:44.884
7 -	36.301	89.2	20.262	124.7	29.232	75.4	26.681	116.7	1:52.476	77.88	3.714	14:55:37.360
8 -	35.956	90.3	20.316	124.2	29.240	75.5	26.425	117.7	1:51.937	78.25	3.175	14:57:29.297
9 -	35.414	90.5	19.867	124.9	28.988	76.6	26.366	118.1	1:50.635	79.17	1.873	14:59:19.932
10 -	35.455	92.1	19.840	124.9	28.889	74.7	26.149	118.7	1:50.333	79.39	1.571	15:01:10.265
11 -	35.063	93.9	19.629	125.6	28.864	74.5	26.169	118.9	1:49.725	(3) 79.83	0.963	15:02:59.990
12 -	34.719	96.6	19.565	125.2	28.492	78.7	26.046	118.5	1:48.822	(2) 80.49	0.060	15:04:48.812
13 -	34.718	92.1	19.554	125.6	28.667	73.4	25.823	119.4	1:48.762	(1) 80.54		15:06:37.574

P10		98 M3		Tomas DE VRIES				Honda - DAT Racing				
IDEAL LAP TIME : 1:49.643		BEST LAP TIME : 1:49.643				DIFFERENCE : 0.000						
LAP	SECTOR 1	SECTOR 2	SECTOR 3	SECTOR 4	LAP TIME	MPH	DIFF	TIME OF DAY				
1 -	OUTLAP	76.8	21.605	117.5	32.640	58.1	29.117	112.4	2:06.701	69.13	17.058	14:42:11.748
2 -	39.361	82.6	20.708	119.6	30.716	61.2	27.445	114.5	1:58.230	74.09	8.587	14:44:09.978
3 -	37.883	83.8	20.246	120.2	30.668	61.0	27.744	113.5	1:56.541	75.16	6.898	14:46:06.519
4 -	37.203	89.1	20.221	120.4	31.824	61.5	27.588	113.5	1:56.836	74.97	7.193	14:48:03.355
5 -	37.491	83.5	20.346	118.7	31.276	65.0	28.374	112.7	1:57.487	74.56	7.844	14:50:00.842
6 -	36.225	88.3	20.078	119.4	29.841	69.1	26.719	113.9	1:52.863	77.61	3.220	14:51:53.705
7 -	36.183	81.3	21.206	118.3	30.226	69.5	IN PIT		2:41.433	P 54.26	51.790	14:54:35.138
8 -	OUTLAP	83.5	20.930	114.9	30.179	66.1	27.100	114.3	2:00.196	72.87	10.553	14:56:35.334
9 -	36.024	86.3	19.922	119.1	29.336	68.1	26.366	115.7	1:51.648	78.45	2.005	14:58:26.982
10 -	35.440	84.9	20.013	120.0	29.165	69.7	26.720	116.1	1:51.338	78.67	1.695	15:00:18.320
11 -	35.413	88.0	19.904	119.8	29.250	71.0	26.692	114.1	1:51.259	(3) 78.73	1.616	15:02:09.579
12 -	35.168	88.4	19.894	119.8	29.292	72.3	26.493	115.9	1:50.847	(2) 79.02	1.204	15:04:00.426
13 -	34.983	88.4	19.654	120.9	28.873	72.4	26.133	115.9	1:49.643	(1) 79.89		15:05:50.069

P11		71 M3		Christoph BEINLICH				Honda - Beinlich Racing Team				
IDEAL LAP TIME : 1:49.995		BEST LAP TIME : 1:50.209				DIFFERENCE : 0.214						
LAP	SECTOR 1	SECTOR 2	SECTOR 3	SECTOR 4	LAP TIME	MPH	DIFF	TIME OF DAY				
1 -	OUTLAP	90.3	20.663	101.6	33.991	61.3	28.062	113.7	2:04.365	70.43	14.156	14:42:08.597
2 -	37.093	83.5	20.927	106.6	31.725	69.6	27.403	114.3	1:57.148	74.77	6.939	14:44:05.745
3 -	36.122	85.1	20.369	110.9	32.253	65.2	IN PIT		2:47.779	P 52.21	57.570	14:46:53.524
4 -	OUTLAP	87.7	20.246	117.5	31.074	69.1	27.073	114.9	1:56.229	75.36	6.020	14:48:49.753
5 -	35.917	86.9	20.059	120.2	31.202	71.6	27.178	112.0	1:54.356	76.60	4.147	14:50:44.109
6 -	36.148	86.2	20.153	114.9	30.867	71.3	27.142	111.8	1:54.310	76.63	4.101	14:52:38.419
7 -	36.183	90.1	19.928	122.0	30.728	70.5	26.511	115.1	1:53.350	77.28	3.141	14:54:31.769
8 -	35.868	84.6	20.054	117.1	30.621	69.5	26.963	113.9	1:53.506	77.17	3.297	14:56:25.275
9 -	35.583	87.4	20.067	116.5	32.615	69.7	26.798	114.5	1:55.063	76.13	4.854	14:58:20.338
10 -	36.019	86.7	19.871	120.6	30.014	73.0	26.330	116.7	1:52.234	(3) 78.04	2.025	15:00:12.572
11 -	34.932	84.4	19.821	121.7	31.512	73.9	26.158	117.3	1:52.423	77.91	2.214	15:02:04.995
12 -	35.180	89.5	19.561	123.1	29.628	72.3	26.448	115.7	1:50.817	(2) 79.04	0.608	15:03:55.812
13 -	34.729	86.2	19.775	120.9	29.614	73.9	26.091	116.1	1:50.209	(1) 79.48		15:05:46.021

Weather / Track : Cloudy / Damp

Brands Hatch GP

Circuit Length = 2.4332 miles

Start: 14:40 Flag 15:05 End: 15:07

MCRCB BULLETIN TK042

2015 MCE British Superbike Championship - Round 12

2015 HEL British Motostar Championship

FREE PRACTICE - SECTOR ANALYSIS

SECTOR 1 = FL to I1, SECTOR 2 = I1 to I2 SECTOR 3 = I2 to I3, SECTOR 4 = I3 to FL, DIFF = Difference To Personal Best Lap

P12		21 M3		Richard KERR				Honda - Bob Wylie Racing					
IDEAL LAP TIME : 1:50.313		BEST LAP TIME : 1:50.684				DIFFERENCE : 0.371							
LAP	SECTOR 1	SECTOR 2		SECTOR 3		SECTOR 4		LAP TIME	MPH	DIFF	TIME OF DAY		
1 -	OUTLAP	64.4	22.850	115.3	31.926	60.2	29.245	111.2	2:05.710	69.68	15.026	14:45:18.046	
2 -	37.657	81.9	21.330	116.5	30.928	60.9	27.896	112.7	1:57.811	74.35	7.127	14:47:15.857	
3 -	37.157	83.3	20.992	117.5	29.972	63.1	27.777	112.2	1:55.898	75.58	5.214	14:49:11.755	
4 -	36.559	85.5	20.704	116.5	29.321	67.3	27.149	113.3	1:53.733	77.02	3.049	14:51:05.488	
5 -	35.381	88.4	20.657	116.9	29.136	72.8	26.906	113.1	1:52.080	78.15	1.396	14:52:57.568	
6 -	35.558	90.5	20.632	117.5	29.209	69.6	26.606	113.3	1:52.005	78.20	1.321	14:54:49.573	
7 -	35.770	87.4	20.434	117.1	28.859	65.3	26.800	114.3	1:51.863 (3)	78.30	1.179	14:56:41.436	
8 -	34.920	89.5	20.352	117.7	28.878	67.2	26.534	113.7	1:50.684 (1)	79.14		14:58:32.120	
9 -	36.249	75.9	22.879	98.6	29.751	69.3	26.615	114.7	1:55.494	75.84	4.810	15:00:27.614	
10 -	35.316	90.9	20.285	117.7	28.574	70.6	26.595	113.3	1:50.770 (2)	79.08	0.086	15:02:18.384	

P13		70 M3		Ryan LONGSHAW				Kalex KTM - FPW Racing					
IDEAL LAP TIME : 1:50.301		BEST LAP TIME : 1:50.930				DIFFERENCE : 0.629							
LAP	SECTOR 1	SECTOR 2		SECTOR 3		SECTOR 4		LAP TIME	MPH	DIFF	TIME OF DAY		
1 -	OUTLAP	79.6	21.418	120.4	31.683	69.1	26.971	119.1	2:02.519	71.49	11.589	14:42:12.887	
2 -	37.099	80.3	20.362	122.6	31.760	62.4	27.079	117.9	1:56.300	75.32	5.370	14:44:09.187	
3 -	36.355	83.5	19.891	120.9	31.010	71.0	26.766	117.9	1:54.022	76.82	3.092	14:46:03.209	
4 -	36.639	84.9	20.378	121.5	31.062	69.7	26.611	118.7	1:54.690	76.37	3.760	14:47:57.899	
5 -	37.419	86.5	20.161	113.9	30.823	71.3	26.392	119.4	1:54.795	76.30	3.865	14:49:52.694	
6 -	36.109	90.6	20.064	116.7	30.855	69.6	IN PIT		2:49.906 P	51.55	58.976	14:52:42.600	
7 -	OUTLAP	92.0	20.148	122.6	30.492	70.8	26.525	118.9	1:52.711	77.71	1.781	14:54:35.311	
8 -	36.106	92.6	19.733	122.0	30.371	68.8	26.832	118.5	1:53.042	77.49	2.112	14:56:28.353	
9 -	36.330	90.6	19.604	124.2	29.877	70.1	26.147	120.0	1:51.958 (3)	78.24	1.028	14:58:20.311	
10 -	35.719	90.4	19.626	124.0	29.595	73.1	26.167	117.7	1:51.107 (2)	78.84	0.177	15:00:11.418	
11 -	36.479	80.7	19.765	122.9	29.962	70.8	25.880	118.3	1:52.086	78.15	1.156	15:02:03.504	
12 -	37.660	82.6	20.444	124.9	29.886	73.1	26.279	118.5	1:54.269	76.65	3.339	15:03:57.773	
13 -	35.222	90.6	19.641	128.3	29.857	67.3	26.210	117.9	1:50.930 (1)	78.96		15:05:48.703	

P14		35 M3		Elliot LODGE				Honda - Essential Team Racing / SP125					
IDEAL LAP TIME : 1:51.108		BEST LAP TIME : 1:51.390				DIFFERENCE : 0.282							
LAP	SECTOR 1	SECTOR 2		SECTOR 3		SECTOR 4		LAP TIME	MPH	DIFF	TIME OF DAY		
1 -	OUTLAP	77.7	21.141	108.0	32.581	59.9	28.389	112.5	2:02.435	71.54	11.045	14:43:16.791	
2 -	38.354	82.0	21.358	116.1	31.070	63.6	27.929	111.6	1:58.711	73.79	7.321	14:45:15.502	
3 -	40.409	85.1	21.250	108.2	31.035	61.9	IN PIT		3:27.136 P	42.29	1:35.746	14:48:42.638	
4 -	OUTLAP	82.4	21.048	112.5	30.795	66.9	27.001	114.1	1:58.317	74.03	6.927	14:50:40.955	
5 -	36.596	79.7	20.730	117.5	30.130	65.5	27.233	113.7	1:54.689	76.37	3.299	14:52:35.644	
6 -	36.565	85.8	19.986	119.8	30.552	68.1	27.031	114.7	1:54.134	76.75	2.744	14:54:29.778	
7 -	37.831	79.3	20.476	117.7	30.580	66.4	27.039	115.1	1:55.926	75.56	4.536	14:56:25.704	
8 -	36.172	86.4	19.943	120.4	30.512	67.5	27.149	113.7	1:53.776	76.99	2.386	14:58:19.480	
9 -	36.495	83.6	20.658	119.8	29.877	68.6	26.399	115.9	1:53.429	77.22	2.039	15:00:12.909	
10 -	35.479	83.8	19.820	121.7	29.816	69.3	26.275	116.1	1:51.390 (1)	78.64		15:02:04.299	
11 -	36.160	86.9	19.783	120.9	29.571	69.9	26.587	114.9	1:52.101 (2)	78.14	0.711	15:03:56.400	
12 -	35.899	81.1	20.220	118.9	29.745	67.8	26.502	114.9	1:52.366 (3)	77.95	0.976	15:05:48.766	

P15		34		Liam DELVES				Honda - Crucials Sauce / Banks Racing					
IDEAL LAP TIME : 1:51.402		BEST LAP TIME : 1:51.508				DIFFERENCE : 0.106							
LAP	SECTOR 1	SECTOR 2		SECTOR 3		SECTOR 4		LAP TIME	MPH	DIFF	TIME OF DAY		
1 -	OUTLAP	77.4	22.441	116.3	32.386	58.8	28.235	111.1	2:03.924	70.68	12.416	14:42:34.666	
2 -	38.978	75.1	21.703	116.1	32.231	56.2	IN PIT		2:54.775 P	50.12	1:03.267	14:45:29.441	
3 -	OUTLAP	74.2	21.829	114.3	32.262	54.8	28.056	111.4	2:04.649	70.27	13.141	14:47:34.090	
4 -	37.559	79.0	21.239	116.9	30.742	61.0	27.395	111.6	1:56.935	74.91	5.427	14:49:31.025	
5 -	36.208	83.9	21.002	116.7	30.351	65.6	27.193	112.2	1:54.754	76.33	3.246	14:51:25.779	
6 -	36.588	75.4	21.393	115.9	30.171	64.9	27.008	112.5	1:55.160	76.06	3.652	14:53:20.939	
7 -	36.877	77.5	21.093	117.1	30.372	63.4	27.414	113.9	1:55.756	75.67	4.248	14:55:16.695	
8 -	36.149	83.8	20.853	115.5	30.386	66.3	27.093	113.9	1:54.481	76.51	2.973	14:57:11.176	
9 -	36.007	86.5	20.716	116.7	29.921	66.9	26.650	112.4	1:53.294	77.31	1.786	14:59:04.470	
10 -	35.470	84.4	20.496	117.3	29.971	67.9	26.819	112.5	1:52.756 (3)	77.68	1.248	15:00:57.226	

Weather / Track : Cloudy / Damp

Brands Hatch GP

Circuit Length = 2.4332 miles

Start: 14:40 Flag 15:05 End: 15:07

MCRCB BULLETIN TK042

2015 MCE British Superbike Championship - Round 12

2015 HEL British Motostar Championship

FREE PRACTICE - SECTOR ANALYSIS

SECTOR 1 = FL to I1, SECTOR 2 = I1 to I2 SECTOR 3 = I2 to I3, SECTOR 4 = I3 to FL, DIFF = Difference To Personal Best Lap

11 -	35.863	82.5	20.608	116.5	30.461	63.6	27.734	112.0	1:54.666	76.39	3.158	15:02:51.892
12 -	35.620	81.3	20.643	117.3	29.528	68.9	26.526	112.5	1:52.317 (2)	77.99	0.809	15:04:44.209
13 -	35.576	85.3	20.439	117.7	29.088	70.4	26.405	113.5	1:51.508 (1)	78.55		15:06:35.717

P16		79 M3		Chris TAYLOR				KTM - Hodges Racing				
IDEAL LAP TIME : 1:51.041		BEST LAP TIME : 1:51.511				DIFFERENCE : 0.470						
LAP	SECTOR 1	SECTOR 2	SECTOR 3	SECTOR 4	LAP TIME	MPH	DIFF	TIME OF DAY				
1 -	OUTLAP	79.5	22.038	112.5	33.844	59.2	29.191	113.3	2:05.845	69.60	14.334	14:43:31.126
2 -	39.129	73.2	21.695	118.7	32.272	61.8	28.106	112.9	2:01.202	72.27	9.691	14:45:32.328
3 -	38.255	74.5	20.890	120.4	31.364	65.2	27.327	114.7	1:57.836	74.33	6.325	14:47:30.164
4 -	37.047	82.8	20.532	120.6	30.805	65.5	27.050	114.9	1:55.434	75.88	3.923	14:49:25.598
5 -	35.967	85.0	20.041	118.5	30.599	65.1	27.067	116.7	1:53.674	77.06	2.163	14:51:19.272
6 -	36.373	85.1	19.880	120.9	30.444	66.4	26.551	116.1	1:53.248 (3)	77.35	1.737	14:53:12.520
7 -	36.029	85.5	19.956	121.7	30.935	62.8	26.682	116.7	1:53.602	77.10	2.091	14:55:06.122
8 -	37.240	86.4	20.025	122.0	29.931	67.8	26.306	116.7	1:53.502	77.17	1.991	14:56:59.624
9 -	35.842	84.7	20.034	121.1	29.956	67.4	26.533	116.9	1:52.365 (2)	77.95	0.854	14:58:51.989
10 -	35.369	86.1	19.792	122.4	29.758	69.5	IN PIT		4:11.711 P	34.80	2:20.200	15:03:03.700
11 -	OUTLAP	80.7	20.445	120.0	30.290	70.9	26.431	114.9	1:55.688	75.71	4.177	15:04:59.388
12 -	35.662	87.0	19.931	120.6	29.574	71.0	26.344	116.9	1:51.511 (1)	78.55		15:06:50.899

P17		44 M3		Edmund BEST				Honda - SymCirrus Motorsport				
IDEAL LAP TIME : 1:51.925		BEST LAP TIME : 1:51.925				DIFFERENCE : 0.000						
LAP	SECTOR 1	SECTOR 2	SECTOR 3	SECTOR 4	LAP TIME	MPH	DIFF	TIME OF DAY				
1 -	OUTLAP	83.2	21.748	112.7	33.073	53.2	28.710	109.8	2:04.985	70.08	13.060	14:42:10.397
2 -	38.752	80.1	21.106	112.5	31.542	59.4	27.823	112.9	1:59.223	73.47	7.298	14:44:09.620
3 -	37.173	82.2	20.542	112.7	31.237	60.1	27.532	112.7	1:56.484	75.20	4.559	14:46:06.104
4 -	36.993	85.2	20.477	112.4	31.932	61.0	27.743	113.3	1:57.145	74.77	5.220	14:48:03.249
5 -	36.963	83.6	20.971	112.7	30.883	62.7	IN PIT		3:18.421 P	44.14	1:26.496	14:51:21.670
6 -	OUTLAP	81.7	20.786	112.7	31.097	63.0	27.438	112.2	2:01.870	71.87	9.945	14:53:23.540
7 -	36.372	86.1	20.294	112.5	30.507	64.8	27.209	113.7	1:54.382	76.58	2.457	14:55:17.922
8 -	36.592	88.6	20.214	112.9	30.384	63.6	27.270	113.1	1:54.460	76.53	2.535	14:57:12.382
9 -	36.088	83.0	20.231	112.7	30.337	65.5	26.621	114.1	1:53.277 (3)	77.33	1.352	14:59:05.659
10 -	35.631	84.8	20.271	112.7	30.300	63.4	26.907	113.3	1:53.109 (2)	77.44	1.184	15:00:58.768
11 -	40.549	57.6	23.520	112.0	30.436	64.7	27.145	112.7	2:01.650	72.00	9.725	15:03:00.418
12 -	36.642	88.6	20.522	112.7	30.342	64.7	26.789	113.1	1:54.295	76.64	2.370	15:04:54.713
13 -	35.348	89.2	20.093	112.7	30.056	67.1	26.428	113.3	1:51.925 (1)	78.26		15:06:46.638

P18		2 M3		Joe THOMAS				Honda - Team ILR				
IDEAL LAP TIME : 1:51.652		BEST LAP TIME : 1:52.248				DIFFERENCE : 0.596						
LAP	SECTOR 1	SECTOR 2	SECTOR 3	SECTOR 4	LAP TIME	MPH	DIFF	TIME OF DAY				
1 -	OUTLAP	70.7	21.551	117.3	32.457	60.0	29.267	113.9	2:03.057	71.18	10.809	14:42:29.236
2 -	38.868	79.2	20.638	115.5	31.788	63.1	28.266	114.7	1:59.560	73.26	7.312	14:44:28.796
3 -	37.905	75.2	20.874	114.7	31.113	61.6	27.979	105.6	1:57.871	74.31	5.623	14:46:26.667
4 -	40.824	63.1	21.888	104.5	33.389	59.1	IN PIT		3:00.327 P	48.57	1:08.079	14:49:26.994
5 -	OUTLAP	78.3	20.902	118.5	31.172	65.5	28.145	114.9	1:57.602	74.48	5.354	14:51:24.596
6 -	37.433	75.4	20.535	119.1	30.515	67.7	27.715	114.9	1:56.198	75.38	3.950	14:53:20.794
7 -	36.794	79.5	20.552	121.3	30.852	65.0	27.594	115.1	1:55.792	75.65	3.544	14:55:16.586
8 -	37.009	80.7	20.007	117.7	30.128	67.2	27.373	115.3	1:54.517	76.49	2.269	14:57:11.103
9 -	36.729	81.4	20.110	122.6	30.453	65.2	26.882	115.5	1:54.174	76.72	1.926	14:59:05.277
10 -	35.764	83.8	19.699	117.1	30.168	66.7	26.617	117.5	1:52.248 (1)	78.04		15:00:57.525
11 -	36.030	82.6	20.061	120.6	29.903	65.9	26.628	117.5	1:52.622 (2)	77.78	0.374	15:02:50.147
12 -	36.245	82.3	19.956	119.6	30.049	69.3	27.551	113.9	1:53.801	76.97	1.553	15:04:43.948
13 -	36.797	82.2	19.903	122.6	29.616	72.0	26.573	116.1	1:52.889 (3)	77.59	0.641	15:06:36.837

P19		27 M3		Georgina POLDEN				KTM - RS Racing				
IDEAL LAP TIME : 1:52.713		BEST LAP TIME : 1:52.743				DIFFERENCE : 0.030						
LAP	SECTOR 1	SECTOR 2	SECTOR 3	SECTOR 4	LAP TIME	MPH	DIFF	TIME OF DAY				
1 -	OUTLAP	72.6	21.897	115.1	32.801	63.5	29.496	110.7	2:04.926	70.12	12.183	14:42:32.803
2 -	40.281	80.1	20.953	118.5	32.881	63.5	28.404	111.1	2:02.519	71.49	9.776	14:44:35.322
3 -	39.785	76.9	21.434	120.4	31.367	67.4	28.214	109.4	2:00.800	72.51	8.057	14:46:36.122

Weather / Track : Cloudy / Damp

Brands Hatch GP

Circuit Length = 2.4332 miles

Start: 14:40 Flag 15:05 End: 15:07

MCRCB BULLETIN TK042

2015 MCE British Superbike Championship - Round 12

2015 HEL British Motostar Championship

FREE PRACTICE - SECTOR ANALYSIS

SECTOR 1 = FL to I1, SECTOR 2 = I1 to I2 SECTOR 3 = I2 to I3, SECTOR 4 = I3 to FL, DIFF = Difference To Personal Best Lap

4 -	39.239	83.4	20.725	113.7	31.218	70.3	27.847	113.5	1:59.029	73.59	6.286	14:48:35.151
5 -	39.088	84.0	20.706	119.6	30.983	71.4	27.703	114.3	1:58.480	73.93	5.737	14:50:33.631
6 -	37.596	84.2	20.564	118.5	31.146	70.2	IN PIT		3:54.449	P 37.36	2:01.706	14:54:28.080
7 -	OUTLAP	81.9	20.388	119.4	31.043	62.4	27.426	114.5	2:00.133	72.91	7.390	14:56:28.213
8 -	37.848	83.1	20.648	118.3	30.332	71.0	27.143	115.7	1:55.971	75.53	3.228	14:58:24.184
9 -	37.244	83.8	20.146	119.4	29.836	71.8	26.715	116.9	1:53.941	76.88	1.198	15:00:18.125
10 -	36.499	85.0	19.919	119.8	29.805	69.5	26.790	115.1	1:53.013	(2) 77.51	0.270	15:02:11.138
11 -	36.450	86.3	19.949	120.4	29.730	73.1	26.614	117.5	1:52.743	(1) 77.69		15:04:03.881
12 -	36.811	84.5	20.106	122.2	30.165	71.0	26.646	114.7	1:53.728	(3) 77.02	0.985	15:05:57.609

P20 11		Stephen CAMPBELL						Honda - Campbell Racing				
IDEAL LAP TIME : 1:52.450		BEST LAP TIME : 1:52.910						DIFFERENCE : 0.460				
LAP	SECTOR 1	SECTOR 2	SECTOR 3	SECTOR 4	LAP TIME	MPH	DIFF	TIME OF DAY				
1 -	OUTLAP	71.3	24.640	98.6	35.865	57.8	29.976	100.0	2:13.682	65.52	20.772	14:42:49.276
2 -	41.890	76.5	23.549	104.3	33.990	56.5	29.439	101.9	2:08.868	67.97	15.958	14:44:58.144
3 -	40.335	78.2	22.932	107.3	33.138	58.7	28.363	110.0	2:04.768	70.20	11.858	14:47:02.912
4 -	37.998	85.9	21.675	114.7	31.429	61.5	27.633	110.5	1:58.735	73.77	5.825	14:49:01.647
5 -	37.998	82.3	21.460	113.9	30.769	65.9	27.370	109.4	1:57.597	74.49	4.687	14:50:59.244
6 -	37.416	79.7	21.177	114.3	30.718	66.5	27.254	109.2	1:56.565	75.14	3.655	14:52:55.809
7 -	37.188	83.5	21.308	115.1	31.021	65.4	26.823	109.4	1:56.340	75.29	3.430	14:54:52.149
8 -	36.534	82.3	20.918	115.5	29.700	68.5	26.630	111.6	1:53.782	76.98	0.872	14:56:45.931
9 -	36.639	85.1	20.743	114.5	29.826	69.0	26.569	111.1	1:53.777	76.99	0.867	14:58:39.708
10 -	36.248	90.6	20.343	116.1	30.033	68.7	26.720	109.8	1:53.344	(3) 77.28	0.434	15:00:33.052
11 -	36.432	86.4	20.618	114.9	29.509	67.7	26.479	110.5	1:53.038	(2) 77.49	0.128	15:02:26.090
12 -	36.758	84.2	20.943	114.3	30.039	66.4	26.535	110.5	1:54.275	76.65	1.365	15:04:20.365
13 -	36.157	83.9	20.681	114.5	29.631	71.5	26.441	109.2	1:52.910	(1) 77.58		15:06:13.275

P21 65		Josh OWENS						Honda - JPL Racing				
IDEAL LAP TIME : 1:53.305		BEST LAP TIME : 1:53.305						DIFFERENCE : 0.000				
LAP	SECTOR 1	SECTOR 2	SECTOR 3	SECTOR 4	LAP TIME	MPH	DIFF	TIME OF DAY				
1 -	OUTLAP	70.5	24.454	98.1	35.522	55.7	IN PIT		3:17.547	P 44.34	1:24.242	14:43:26.451
2 -	OUTLAP	79.7	21.645	114.7	30.323	68.8	27.725	109.4	2:00.295	72.81	6.990	14:45:26.746
3 -	36.494	82.9	20.715	116.9	29.381	69.9	26.715	112.5	1:53.305	(1) 77.31		14:47:20.051

P22 3		Mark CLAYTON						Honda - SP125 / Refined Recruitment				
IDEAL LAP TIME : 1:53.004		BEST LAP TIME : 1:53.436						DIFFERENCE : 0.432				
LAP	SECTOR 1	SECTOR 2	SECTOR 3	SECTOR 4	LAP TIME	MPH	DIFF	TIME OF DAY				
1 -	OUTLAP	77.5	25.302	87.3	36.589	56.5	30.752	106.6	2:14.019	65.36	20.583	14:42:54.630
2 -	41.619	69.2	23.026	115.3	31.704	62.6	28.655	109.4	2:05.004	70.07	11.568	14:44:59.634
3 -	39.259	79.3	22.623	117.3	31.583	63.6	28.973	109.8	2:02.438	71.54	9.002	14:47:02.072
4 -	37.303	77.1	21.929	115.9	31.329	64.0	28.864	109.6	1:59.425	73.35	5.989	14:49:01.497
5 -	37.801	82.9	22.080	90.9	39.916	61.4	28.746	110.9	2:08.543	68.14	15.107	14:51:10.040
6 -	37.803	83.2	21.384	118.5	31.906	62.6	28.706	110.0	1:59.799	73.12	6.363	14:53:09.839
7 -	37.067	86.5	21.161	117.1	31.123	64.7	27.956	111.6	1:57.307	74.67	3.871	14:55:07.146
8 -	37.660	82.9	22.358	114.9	31.412	63.9	27.864	111.4	1:59.294	73.43	5.858	14:57:06.440
9 -	36.338	84.4	21.045	114.9	30.937	68.4	27.477	112.0	1:55.797	75.64	2.361	14:59:02.237
10 -	35.959	85.5	20.945	116.7	30.474	68.5	27.025	112.0	1:54.403	76.57	0.967	15:00:56.640
11 -	36.050	88.3	20.370	117.7	30.122	70.6	26.894	111.8	1:53.436	(1) 77.22		15:02:50.076
12 -	36.529	83.6	20.349	118.7	29.875	70.5	27.282	112.7	1:54.035	(2) 76.81	0.599	15:04:44.111
13 -	37.122	87.1	20.349	118.5	29.921	70.7	26.821	113.3	1:54.213	(3) 76.69	0.777	15:06:38.324

P23 87		Jamie EDWARDS						Nykos - Kinpac Racing				
IDEAL LAP TIME : 1:53.143		BEST LAP TIME : 1:53.445						DIFFERENCE : 0.302				
LAP	SECTOR 1	SECTOR 2	SECTOR 3	SECTOR 4	LAP TIME	MPH	DIFF	TIME OF DAY				
1 -	OUTLAP	77.9	21.906	112.5	32.045	68.9	29.329	104.2	2:03.797	70.75	10.352	14:42:15.727
2 -	37.352	82.1	21.069	112.4	31.128	69.1	IN PIT		3:02.278	P 48.05	1:08.833	14:45:18.005
3 -	OUTLAP	82.3	21.048	110.3	30.994	66.7	27.753	112.2	1:58.703	73.79	5.258	14:47:16.708
4 -	36.477	84.9	21.157	113.5	30.550	65.8	27.689	110.1	1:55.873	75.59	2.428	14:49:12.581
5 -	36.052	85.2	20.717	115.1	30.750	69.9	27.130	111.6	1:54.649	(3) 76.40	1.204	14:51:07.230
6 -	36.536	92.5	20.341	114.1	30.159	73.9	27.273	111.4	1:54.309	(2) 76.63	0.864	14:53:01.539

Weather / Track : Cloudy / Damp

Brands Hatch GP

Circuit Length = 2.4332 miles

Start: 14:40 Flag 15:05 End: 15:07

MCRCB BULLETIN TK042

2015 MCE British Superbike Championship - Round 12

2015 HEL British Motostar Championship

FREE PRACTICE - SECTOR ANALYSIS

SECTOR 1 = FL to I1, SECTOR 2 = I1 to I2 SECTOR 3 = I2 to I3, SECTOR 4 = I3 to FL, DIFF = Difference To Personal Best Lap

7- **35.628** **92.5** **20.226** **115.5** 30.412 70.1 27.179 111.1 **1:53.445 (1)** **77.21** **14:54:54.984**

P24 16		Andrew SAWFORD				Aprilia - St Neots Motorcycle Co Ltd						
IDEAL LAP TIME : 1:54.068		BEST LAP TIME : 1:54.097				DIFFERENCE : 0.029						
LAP	SECTOR 1	SECTOR 2		SECTOR 3		SECTOR 4		LAP TIME	MPH	DIFF	TIME OF DAY	
1 -	OUTLAP	72.9	25.657	78.3	35.941	59.1	29.579	110.0	2:13.857	65.44	19.760	14:42:38.928
2 -	38.240	79.3	21.876	107.3	33.040	61.6	28.424	110.1	2:01.580	72.05	7.483	14:44:40.508
3 -	37.829	81.5	21.406	108.7	32.516	61.7	IN PIT		3:55.584 P	37.18	2:01.487	14:48:36.092
4 -	OUTLAP	78.0	21.894	109.8	32.297	63.8	28.142	110.9	2:03.423	70.97	9.326	14:50:39.515
5 -	37.698	80.7	21.346	109.8	31.608	62.9	28.137	110.9	1:58.789	73.74	4.692	14:52:38.304
6 -	36.922	83.2	20.816	110.3	31.510	66.3	27.652	111.1	1:56.900	74.93	2.803	14:54:35.204
7 -	36.741	85.9	20.695	112.0	31.006	69.1	27.074	112.9	1:55.516	75.83	1.419	14:56:30.720
8 -	36.192	84.0	20.787	112.5	30.957	68.4	27.011	112.7	1:54.947	76.20	0.850	14:58:25.667
9 -	36.185	80.2	20.735	111.1	30.868	65.9	27.255	112.0	1:55.043	76.14	0.946	15:00:20.710
10 -	35.897	83.4	20.755	114.9	30.978	67.5	27.194	111.6	1:54.824 (3)	76.28	0.727	15:02:15.534
11 -	35.913	85.0	20.809	114.7	30.663	68.2	27.146	111.6	1:54.531 (2)	76.48	0.434	15:04:10.065
12 -	35.706	86.5	20.717	115.7	30.670	70.1	27.004	111.6	1:54.097 (1)	76.77		15:06:04.162

P25 13 M3		Sam BURMAN				Honda - WNT / Burman Racing						
IDEAL LAP TIME : 1:53.800		BEST LAP TIME : 1:54.210				DIFFERENCE : 0.410						
LAP	SECTOR 1	SECTOR 2		SECTOR 3		SECTOR 4		LAP TIME	MPH	DIFF	TIME OF DAY	
1 -	38.437	85.0	20.974	115.1	31.851	65.4	27.565	113.9	1:58.827	73.71	4.617	14:44:03.278
2 -	38.014	85.8	20.812	115.3	31.156	68.5	27.207	114.5	1:57.189	74.74	2.979	14:46:00.467
3 -	37.975	82.2	21.109	116.3	31.362	69.6	IN PIT		2:56.389 P	49.66	1:02.179	14:48:56.856
4 -	OUTLAP	79.1	21.289	116.7	31.183	69.2	27.360	114.9	2:00.149	72.90	5.939	14:50:57.005
5 -	36.870	84.5	20.555	119.1	30.931	67.7	27.194	115.3	1:55.550	75.80	1.340	14:52:52.555
6 -	36.678	88.4	20.265	119.1	30.885	69.1	27.345	114.7	1:55.173 (2)	76.05	0.963	14:54:47.728
7 -	37.413	86.8	20.766	111.6	30.521	69.7	27.330	113.1	1:56.030	75.49	1.820	14:56:43.758
8 -	36.871	85.9	20.420	119.6	30.159	69.4	26.760	116.3	1:54.210 (1)	76.69		14:58:37.968
9 -	37.165	83.9	20.391	117.5	30.964	66.0	26.846	116.5	1:55.366 (3)	75.93	1.156	15:00:33.334
10 -	37.777	84.8	20.435	115.5	30.987	68.5	26.698	116.7	1:55.897	75.58	1.687	15:02:29.231
11 -	36.973	83.2	20.305	117.9	31.073	65.4	27.668	115.7	1:56.019	75.50	1.809	15:04:25.250
12 -	38.206	77.6	21.192	109.4	31.710	65.2	27.230	111.2	1:58.338	74.02	4.128	15:06:23.588

P26 4		Louis VALLELEY				KTM - CM Racing						
IDEAL LAP TIME : 1:53.468		BEST LAP TIME : 1:54.279				DIFFERENCE : 0.811						
LAP	SECTOR 1	SECTOR 2		SECTOR 3		SECTOR 4		LAP TIME	MPH	DIFF	TIME OF DAY	
1 -	OUTLAP	74.6	23.412	106.0	34.015	65.0	30.417	102.6	2:13.354	65.68	19.075	14:42:20.070
2 -	38.662	85.3	22.545	108.7	31.992	68.1	29.048	104.5	2:02.247	71.65	7.968	14:44:22.317
3 -	38.380	84.0	22.571	109.4	31.513	70.4	28.099	107.0	2:00.563	72.65	6.284	14:46:22.880
4 -	37.506	83.0	21.779	113.1	30.903	72.3	27.963	107.3	1:58.151	74.14	3.872	14:48:21.031
5 -	38.559	81.0	22.462	107.7	31.990	66.6	IN PIT		3:59.537 P	36.56	2:05.258	14:52:20.568
6 -	OUTLAP	82.1	23.566	108.4	32.424	70.1	28.441	106.3	2:05.133	70.00	10.854	14:54:25.701
7 -	37.708	84.9	22.500	109.1	31.079	70.5	IN PIT		3:38.259 P	40.13	1:43.980	14:58:03.960
8 -	OUTLAP	84.5	21.970	111.6	31.062	71.7	27.909	108.7	2:00.702	72.57	6.423	15:00:04.662
9 -	37.065	85.5	21.330	113.9	30.261	70.5	27.606	108.7	1:56.262 (3)	75.34	1.983	15:02:00.924
10 -	36.714	88.1	20.920	114.9	30.166	73.9	27.600	109.4	1:55.400 (2)	75.90	1.121	15:03:56.324
11 -	35.722	89.3	21.731	113.1	29.857	72.4	26.969	112.2	1:54.279 (1)	76.65		15:05:50.603

P27 10 M3		Justin WARING				Honda - Cresswell Racing						
IDEAL LAP TIME : 1:54.256		BEST LAP TIME : 1:54.515				DIFFERENCE : 0.259						
LAP	SECTOR 1	SECTOR 2		SECTOR 3		SECTOR 4		LAP TIME	MPH	DIFF	TIME OF DAY	
1 -	OUTLAP	69.2	23.759	102.1	37.029	52.6	32.921	94.3	2:19.795	62.66	25.280	14:42:27.297
2 -	41.666	72.4	21.745	95.8	34.424	62.1	29.405	101.2	2:07.240	68.84	12.725	14:44:34.537
3 -	40.288	75.3	22.069	102.7	33.151	66.4	29.127	107.8	2:04.635	70.28	10.120	14:46:39.172
4 -	39.229	70.7	21.707	103.0	33.585	66.1	28.739	101.8	2:03.260	71.06	8.745	14:48:42.432
5 -	38.804	71.3	21.980	97.5	32.039	68.9	28.765	109.4	2:01.588	72.04	7.073	14:50:44.020
6 -	38.142	73.3	21.588	101.5	33.506	67.2	28.551	104.3	2:01.787	71.92	7.272	14:52:45.807
7 -	39.441	77.8	21.447	108.9	33.159	68.2	27.749	111.4	2:01.796	71.92	7.281	14:54:47.603
8 -	38.242	82.1	20.769	108.7	31.122	70.7	26.916	112.9	1:57.049 (2)	74.83	2.534	14:56:44.652

Weather / Track : Cloudy / Damp

Brands Hatch GP

Circuit Length = 2.4332 miles

Start: 14:40 Flag 15:05 End: 15:07

MCRCB BULLETIN TK042

2015 MCE British Superbike Championship - Round 12

2015 HEL British Motostar Championship

FREE PRACTICE - SECTOR ANALYSIS

SECTOR 1 = FL to I1, SECTOR 2 = I1 to I2 SECTOR 3 = I2 to I3, SECTOR 4 = I3 to FL, DIFF = Difference To Personal Best Lap

9 -	36.680	84.2	20.628	109.1	30.525	73.9	26.682	110.3	1:54.515 (1)	76.49		14:58:39.167
10 -	37.676	76.9	20.369	105.1	31.253	71.5	29.268	109.2	1:58.566	(3)	73.88	4.051 15:00:37.733
11 -	37.682	75.8	20.976	104.8	32.442	65.9	27.868	112.5	1:58.968		73.63	4.453 15:02:36.701
12 -	38.561	75.2	21.272	106.0	31.842	71.9	27.607	113.1	1:59.282		73.43	4.767 15:04:35.983
13 -	38.054	75.0	21.550	101.8	31.986	67.3	28.057	112.0	1:59.647		73.21	5.132 15:06:35.630

P28	42 M3	Brian SLOOTEN	Honda - Bakker Frames Holland											
IDEAL LAP TIME : 1:54.419			BEST LAP TIME : 1:54.646				DIFFERENCE : 0.227							
LAP	SECTOR 1	SECTOR 2	SECTOR 3	SECTOR 4	LAP TIME	MPH	DIFF	TIME OF DAY						
1 -	OUTLAP	86.8	22.028	85.2	36.061	53.9	29.117	103.2	2:07.104	68.91	12.458	14:42:10.937		
2 -	40.100	69.9					IN PIT		2:17.529	P	63.69	22.883	14:44:28.466	
3 -	OUTLAP	83.5	22.096	86.2	33.173	67.1	28.606	99.5	2:03.982		70.65	9.336	14:46:32.448	
4 -	37.890	80.1					IN PIT		2:31.940	P	57.65	37.294	14:49:04.388	
5 -	OUTLAP	72.7	21.164	114.5	32.058	66.7	27.811	101.9	2:05.081		70.03	10.435	14:51:09.469	
6 -	37.044	83.7	20.637	109.1	32.340	66.2	27.711	110.7	1:57.732		74.40	3.086	14:53:07.201	
7 -	36.629	87.3	21.118	92.6	31.705	68.6	27.349	111.4	1:56.801	(3)	74.99	2.155	14:55:04.002	
8 -	36.271	82.3	20.585	114.9	31.379	67.1	27.318	110.3	1:55.553	(2)	75.80	0.907	14:56:59.555	
9 -	36.498	83.4	20.337	117.9	30.798	67.7	27.013	112.7	1:54.646 (1)	76.40			14:58:54.201	

P29	7	Jamie ASHBY	Honda - SP125 / JPA Racing											
IDEAL LAP TIME : 1:54.981			BEST LAP TIME : 1:55.203				DIFFERENCE : 0.222							
LAP	SECTOR 1	SECTOR 2	SECTOR 3	SECTOR 4	LAP TIME	MPH	DIFF	TIME OF DAY						
1 -	OUTLAP	71.4	25.952	86.3	34.788	59.9	31.336	88.6	2:15.172	64.80	19.969	14:42:54.136		
2 -	41.813	75.3	23.692	92.8	33.710	62.6	31.445	88.1	2:10.660		67.04	15.457	14:45:04.796	
3 -	40.036	78.0	22.860	95.0	32.277	63.3	29.620	98.3	2:04.793	(3)	70.19	9.590	14:47:09.589	
4 -	38.906	80.5	21.970	103.2	31.893	63.7	IN PIT		3:52.014	P	37.75	1:56.811	14:51:01.603	
5 -	OUTLAP	78.9	22.147	101.6	31.580	63.7	28.112	109.6	2:04.312		70.46	9.109	14:53:05.915	
6 -	37.981	81.6	21.560	113.9	32.064	63.1	28.267	109.8	1:59.872	(2)	73.07	4.669	14:55:05.787	
7 -	37.586	79.8	21.280	114.9	31.050	65.5	IN PIT		7:23.915	P	19.73	5:28.712	15:02:29.702	
8 -	OUTLAP	76.6	21.395	115.3	30.320	70.1	27.047	111.1	1:58.797		73.73	3.594	15:04:28.499	
9 -	36.858	84.0	20.756	116.1	30.403	64.7	27.186	112.9	1:55.203 (1)	76.03			15:06:23.702	

P30	28	Bradley RAY	EE125 - FAB-Racing											
IDEAL LAP TIME : 1:54.801			BEST LAP TIME : 1:55.246				DIFFERENCE : 0.445							
LAP	SECTOR 1	SECTOR 2	SECTOR 3	SECTOR 4	LAP TIME	MPH	DIFF	TIME OF DAY						
1 -	OUTLAP	77.3	24.027	100.3	34.576	60.4	IN PIT		3:08.039	P	46.58	1:12.793	14:43:28.788	
2 -	OUTLAP	79.2	22.489	106.5	32.365	62.5	28.104	115.1	2:03.987		70.65	8.741	14:45:32.775	
3 -	38.827	79.9	21.641	113.1	32.480	56.8	IN PIT		4:38.006	P	31.50	2:42.760	14:50:10.781	
4 -	OUTLAP	82.7	21.603	117.5	31.293	67.0	27.409	116.9	2:00.520		72.68	5.274	14:52:11.301	
5 -	38.075	87.3	20.765	121.7	30.764	66.5	27.228	116.9	1:56.832	(2)	74.97	1.586	14:54:08.133	
6 -	37.362	86.4	20.594	122.2	30.315	70.5	26.975	117.1	1:55.246 (1)	76.00			14:56:03.379	

P31	8 M3	TJ TOMS	Repli-Cast Moto 3 - Repli-Cast UK											
IDEAL LAP TIME : 1:55.256			BEST LAP TIME : 1:55.454				DIFFERENCE : 0.198							
LAP	SECTOR 1	SECTOR 2	SECTOR 3	SECTOR 4	LAP TIME	MPH	DIFF	TIME OF DAY						
1 -	OUTLAP	67.9	21.872	113.5	33.804	59.5	28.220	112.0	2:04.922		70.12	9.468	14:42:44.786	
2 -	40.283	74.8	21.032	111.4	33.238	61.4	28.216	112.0	2:02.769		71.35	7.315	14:44:47.555	
3 -	39.837	79.2	20.697	111.4	32.504	61.9	28.213	113.5	2:01.251		72.24	5.797	14:46:48.806	
4 -	39.226	71.9	21.000	110.3	32.001	59.8	28.047	113.1	2:00.274		72.83	4.820	14:48:49.080	
5 -	38.939	78.8	20.562	115.7	31.751	62.5	27.721	113.7	1:58.973		73.62	3.519	14:50:48.053	
6 -	37.976	83.3	20.448	115.9	31.813	60.4	28.039	114.5	1:58.276		74.06	2.822	14:52:46.329	
7 -	38.221	82.4	20.132	118.9	31.583	64.6	27.226	113.5	1:57.162		74.76	1.708	14:54:43.491	
8 -	37.712	83.1	20.088	119.4	32.453	62.7	27.450	114.1	1:57.703		74.42	2.249	14:56:41.194	
9 -	37.531	82.5	20.330	117.3	30.929	65.5	27.020	114.3	1:55.810	(3)	75.63	0.356	14:58:37.004	
10 -	37.569	80.8	20.188	118.7	30.939	66.4	27.086	115.1	1:55.782	(2)	75.65	0.328	15:00:32.786	
11 -	37.602	82.7	20.120	115.5	30.873	64.6	26.859	115.5	1:55.454 (1)	75.87			15:02:28.240	
12 -	37.488	78.9	20.259	112.9	31.470	63.3	27.621	115.7	1:56.838		74.97	1.384	15:04:25.078	
13 -	38.619	74.5	20.679	109.1	31.671	62.3	26.807	115.1	1:57.776		74.37	2.322	15:06:22.854	

Weather / Track : Cloudy / Damp

Brands Hatch GP

Circuit Length = 2.4332 miles

Start: 14:40 Flag 15:05 End: 15:07

MCRCB BULLETIN TK042

2015 MCE British Superbike Championship - Round 12

2015 HEL British Motostar Championship

FREE PRACTICE - SECTOR ANALYSIS

SECTOR 1 = FL to I1, SECTOR 2 = I1 to I2 SECTOR 3 = I2 to I3, SECTOR 4 = I3 to FL, DIFF = Difference To Personal Best Lap

P32 24		Tasia RODINK						Honda - Promemo Racing				
IDEAL LAP TIME : 1:55.653		BEST LAP TIME : 1:55.653			DIFFERENCE : 0.000							
LAP	SECTOR 1	SECTOR 2		SECTOR 3		SECTOR 4		LAP TIME	MPH	DIFF	TIME OF DAY	
1 -	OUTLAP	69.2	22.367	106.5	36.340	51.5	31.596	108.9	2:16.541	64.15	20.888	14:42:26.340
2 -	40.215	75.0	25.041	79.9	35.442	57.4	IN PIT		3:34.343 P	40.86	1:38.690	14:46:00.683
3 -	OUTLAP	69.4	21.747	111.8	32.713	61.9	IN PIT		3:15.674 P	44.76	1:20.021	14:49:16.357
4 -	OUTLAP	74.7	21.121	111.8	32.485	64.2	27.937	109.4	2:02.825	71.31	7.172	14:51:19.182
5 -	37.989	76.0	20.557	113.7	32.782	65.2	27.564	111.1	1:58.892	73.67	3.239	14:53:18.074
6 -	38.036	80.0	20.988	112.7	32.534	62.1	27.628	113.1	1:59.186	73.49	3.533	14:55:17.260
7 -	37.948	77.3	20.761	106.3	33.643	59.8	27.968	112.0	2:00.320	72.80	4.667	14:57:17.580
8 -	37.401	79.0	20.858	110.0	31.519	69.0	27.099	111.1	1:56.877 (3)	74.94	1.224	14:59:14.457
9 -	36.816	78.4	20.486	113.7	31.322	66.5	27.029	111.4	1:55.653 (1)	75.74		15:01:10.110
10 -	37.003	79.6	20.695	115.1	31.514	68.8	27.329	111.2	1:56.541 (2)	75.16	0.888	15:03:06.651
11 -	38.192	74.7	20.799	113.3	31.460	67.0	27.257	110.3	1:57.708	74.42	2.055	15:05:04.359

P33 17		Wesley JONKER						Luyten Honda - Racing Family				
IDEAL LAP TIME : 1:55.920		BEST LAP TIME : 1:55.979			DIFFERENCE : 0.059							
LAP	SECTOR 1	SECTOR 2		SECTOR 3		SECTOR 4		LAP TIME	MPH	DIFF	TIME OF DAY	
1 -	OUTLAP	67.9	24.038	102.4	36.949	51.2	IN PIT		3:21.161 P	43.54	1:25.182	14:43:25.743
2 -	OUTLAP	76.9	23.097	109.4	35.693	54.8	30.282	109.2	2:12.196	66.26	16.217	14:45:37.939
3 -	40.902	76.8	22.412	110.5	34.656	54.9	29.270	110.3	2:07.240	68.84	11.261	14:47:45.179
4 -	40.992	75.6	22.378	108.2	33.042	61.8	28.587	111.1	2:04.999	70.07	9.020	14:49:50.178
5 -	38.719	80.8	21.531	114.5	32.738	62.1	28.142	112.0	2:01.130	72.31	5.151	14:51:51.308
6 -	38.323	80.8	21.421	117.1	32.438	62.6	28.217	111.4	2:00.399	72.75	4.420	14:53:51.707
7 -	38.009	81.9	21.305	112.9	32.196	64.2	28.766	110.7	2:00.276 (3)	72.83	4.297	14:55:51.983
8 -	37.813	83.3	21.304	109.1	32.258	63.9	IN PIT		3:54.071 P	37.42	1:58.092	14:59:46.054
9 -	OUTLAP	81.2	21.075	116.5	31.203	64.1	27.597	112.5	2:01.093	72.33	5.114	15:01:47.147
10 -	36.946	83.8	21.043	116.3	30.614	66.8	27.376	112.7	1:55.979 (1)	75.52		15:03:43.126
11 -	37.082	85.1	20.984	116.9	30.639	69.6	27.529	112.7	1:56.234 (2)	75.36	0.255	15:05:39.360

P34 18		Clint CLARKE						Honda - Mark Torrance Electrical / Kabuto Helmets				
IDEAL LAP TIME : 1:57.662		BEST LAP TIME : 1:58.269			DIFFERENCE : 0.607							
LAP	SECTOR 1	SECTOR 2		SECTOR 3		SECTOR 4		LAP TIME	MPH	DIFF	TIME OF DAY	
1 -	OUTLAP	64.3	23.521	76.7	36.568	51.0	30.907	98.2	2:17.376	63.76	19.107	14:43:21.501
2 -	41.929	71.7	22.656	88.3	34.341	55.9	29.063	104.6	2:07.989	68.44	9.720	14:45:29.490
3 -	40.323	71.5	21.986	88.7	33.698	56.9	28.692	104.5	2:04.699	70.24	6.430	14:47:34.189
4 -	39.947	72.7	21.588	98.5	33.084	59.8	IN PIT		2:52.281 P	50.84	54.012	14:50:26.470
5 -	OUTLAP	73.8	21.415	96.5	32.598	58.5	28.341	105.3	2:01.614	72.02	3.345	14:52:28.084
6 -	38.917	79.8	21.244	98.6	32.513	61.6	28.100	105.5	2:00.774	72.53	2.505	14:54:28.858
7 -	38.322	83.4	21.238	99.1	32.179	60.6	28.296	105.6	2:00.035	72.97	1.766	14:56:28.893
8 -	38.780	76.5	21.030	101.8	31.978	59.2	27.863	107.5	1:59.651	73.21	1.382	14:58:28.544
9 -	37.462	83.8	21.139	104.6	31.975	62.0	27.693	106.5	1:58.269 (1)	74.06		15:00:26.813
10 -	37.658	82.6	21.082	105.6	31.672	59.7	28.142	106.0	1:58.554 (2)	73.88	0.285	15:02:25.367
11 -	38.612	74.9	21.206	100.7	31.477	62.3	27.767	107.0	1:59.062 (3)	73.57	0.793	15:04:24.429
12 -	38.490	78.0	21.124	98.8	31.603	60.1	28.105	103.8	1:59.322	73.41	1.053	15:06:23.751

P35 57		Roman RAJEK						Honda - Moto UK Racing				
IDEAL LAP TIME : 1:57.902		BEST LAP TIME : 1:58.963			DIFFERENCE : 1.061							
LAP	SECTOR 1	SECTOR 2		SECTOR 3		SECTOR 4		LAP TIME	MPH	DIFF	TIME OF DAY	
1 -	OUTLAP	67.2	23.306	105.6	35.174	58.1	30.841	99.1	2:14.537	65.11	15.574	14:42:20.543
2 -	41.451	76.8	22.514	100.4	36.476	53.8	IN PIT		4:29.725 P	32.47	2:30.762	14:46:50.268
3 -	OUTLAP	78.8	21.776	105.3	35.343	55.3	29.313	105.3	2:08.550	68.14	9.587	14:48:58.818
4 -	40.708	74.1	22.367	108.5	34.540	58.7	28.766	107.0	2:06.381	69.31	7.418	14:51:05.199
5 -	40.216	78.6	21.306	101.3	34.434	56.8	29.806	109.2	2:05.762	69.65	6.799	14:53:10.961
6 -	39.802	69.5	21.430	108.4	34.521	59.9	28.361	109.8	2:04.114	70.57	5.151	14:55:15.075
7 -	39.502	72.3	21.235	108.4	33.473	58.7	28.780	110.7	2:02.990	71.22	4.027	14:57:18.065
8 -	38.995	78.3	20.591	109.8	32.170	65.0	27.234	113.1	1:58.990 (2)	73.61	0.027	14:59:17.055
9 -	37.969	77.4	21.432	113.1	32.108	64.9	27.454	110.5	1:58.963 (1)	73.63		15:01:16.018
10 -	39.207	80.4	21.058	109.8	32.421	62.0	27.904	109.6	2:00.590 (3)	72.64	1.627	15:03:16.608
11 -	40.066	76.5	21.175	110.0	33.111	60.9	28.149	102.6	2:02.501	71.50	3.538	15:05:19.109

Brands Hatch GP

Circuit Length = 2.4332 miles

Start: 14:40 Flag 15:05 End: 15:07

Weather / Track : Cloudy / Damp

MCRCB BULLETIN TK042

2015 MCE British Superbike Championship - Round 12

2015 HEL British Motostar Championship

FREE PRACTICE - SECTOR ANALYSIS

SECTOR 1 = FL to I1, SECTOR 2 = I1 to I2 SECTOR 3 = I2 to I3, SECTOR 4 = I3 to FL, DIFF = Difference To Personal Best Lap

P36 9		David WALES				Honda - TAD Racing						
IDEAL LAP TIME : 2:06.723		BEST LAP TIME : 2:07.814				DIFFERENCE : 1.091						
LAP	SECTOR 1	SECTOR 2		SECTOR 3		SECTOR 4		LAP TIME	MPH	DIFF	TIME OF DAY	
1 -	OUTLAP	72.3	24.930	101.0	36.670	54.1	30.192	104.5	2:16.265	64.28	8.451	14:42:21.837
2 -	42.667	71.7	23.637	108.5	35.553	51.3	IN PIT		3:34.298 P	40.87	1:26.484	14:45:56.135
3 -	OUTLAP	71.0	22.865	106.5	35.975	55.9	29.942	103.5	2:11.091	66.82	3.277	14:48:07.226
4 -	41.458	70.0	24.082	104.2	35.453	58.5	29.995	104.5	2:10.988	66.87	3.174	14:50:18.214
5 -	41.062	71.1	23.521	105.8	34.846	58.4	29.585	103.5	2:09.014	67.89	1.200	14:52:27.228
6 -	41.066	70.8	22.483	107.7	35.305	54.6	29.406	104.0	2:08.260	68.29	0.446	14:54:35.488
7 -	40.513	75.5	23.129	100.1	34.881	55.0	29.659	104.3	2:08.182 (3)	68.33	0.368	14:56:43.670
8 -	41.349	66.4	23.934	102.9	35.117	56.6	29.699	105.8	2:10.099	67.33	2.285	14:58:53.769
9 -	40.358	68.9	23.153	103.0	35.050	55.5	29.430	103.2	2:07.991 (2)	68.44	0.177	15:01:01.760
10 -	40.256	70.9	23.580	103.0	35.656	57.7	29.408	106.8	2:08.900	67.95	1.086	15:03:10.660
11 -	40.845	71.0	22.985	106.0	34.839	56.9	29.145	104.2	2:07.814 (1)	68.53		15:05:18.474

Weather / Track : Cloudy / Damp

Results can be found at www.tsl-timing.com

Page 10 of 10

Brands Hatch GP
Circuit Length = 2.4332 miles
Start: 14:40 Flag 15:05 End: 15:07

Printed - 15:08 Friday, 16 October 2015

MCRCB BULLETIN TK043**2015 MCE British Superbike Championship - Round 12****2015 HEL British Motostar Championship****FREE PRACTICE - BEST SPEEDS**

POS	INTERMEDIATE 1			INTERMEDIATE 2			INTERMEDIATE 3			FINISH LINE		
	NO	NAME	MPH	NO	NAME	MPH	NO	NAME	MPH	NO	NAME	MPH
1	95	DEROUE	100.4	70	LONGSHAW	128.3	1	RENDELL	80.5	95	DEROUE	121.5
2	6	TAYLOR	98.3	95	DEROUE	127.8	52	BOERBOOM	78.7	6	TAYLOR	121.5
3	52	BOERBOOM	96.6	6	TAYLOR	127.8	86	NESBITT	77.5	47	ARCHER	120.6
4	1	RENDELL	95.8	47	ARCHER	126.8	26	SAEZ	77.0	70	LONGSHAW	120.0
5	62	VAN DER VALK	95.5	52	BOERBOOM	125.6	95	DEROUE	77.0	52	BOERBOOM	119.4
6	25	BROUWERS	94.3	71	BEINLICH	123.1	25	BROUWERS	76.9	26	SAEZ	119.1
7	26	SAEZ	93.2	62	VAN DER VALK	122.9	6	TAYLOR	75.9	1	RENDELL	118.7
8	47	ARCHER	92.8	2	THOMAS	122.6	47	ARCHER	75.7	62	VAN DER VALK	118.1
9	86	NESBITT	92.8	79	TAYLOR	122.4	71	BEINLICH	73.9	2	THOMAS	117.5
10	70	LONGSHAW	92.6	27	POLDEN	122.2	87	EDWARDS	73.9	27	POLDEN	117.5
11	87	EDWARDS	92.5	28	RAY	122.2	4	VALLELEY	73.9	71	BEINLICH	117.3
12	21	KERR	90.9	35	LODGE	121.7	10	WARING	73.9	86	NESBITT	117.3
13	11	CAMPBELL	90.6	86	NESBITT	121.5	62	VAN DER VALK	73.9	28	RAY	117.1
14	71	BEINLICH	90.3	1	RENDELL	121.3	27	POLDEN	73.1	79	TAYLOR	116.9
15	13	BURMAN	90.0	98	DE VRIES	120.9	70	LONGSHAW	73.1	13	BURMAN	116.7
16	4	VALLELEY	89.3	26	SAEZ	120.4	21	KERR	72.8	35	LODGE	116.1
17	44	BEST	89.2	13	BURMAN	119.6	98	DE VRIES	72.4	98	DE VRIES	116.1
18	98	DE VRIES	89.1	8	TOMS	119.4	2	THOMAS	72.0	8	TOMS	115.7
19	3	CLAYTON	88.3	3	CLAYTON	118.7	11	CAMPBELL	71.5	25	BROUWERS	115.7
20	28	RAY	87.3	42	SLOOTEN	117.9	79	TAYLOR	71.0	21	KERR	114.7
21	42	SLOOTEN	87.3	21	KERR	117.7	3	CLAYTON	70.7	44	BEST	114.1
22	79	TAYLOR	87.0	34	DELVES	117.7	28	RAY	70.5	34	DELVES	113.9
23	35	LODGE	86.9	17	JONKER	117.1	34	DELVES	70.4	3	CLAYTON	113.3
24	16	SAWFORD	86.5	65	OWENS	116.9	7	ASHBY	70.1	10	WARING	113.1
25	34	DELVES	86.5	7	ASHBY	116.1	16	SAWFORD	70.1	24	RODINK	113.1
26	27	POLDEN	86.3	11	CAMPBELL	116.1	35	LODGE	69.9	57	RAJEK	113.1
27	17	JONKER	85.1	16	SAWFORD	115.7	65	OWENS	69.9	7	ASHBY	112.9
28	10	WARING	84.2	87	EDWARDS	115.5	13	BURMAN	69.7	16	SAWFORD	112.9
29	7	ASHBY	84.0	24	RODINK	115.1	17	JONKER	69.6	17	JONKER	112.7
30	2	THOMAS	83.8	4	VALLELEY	114.9	24	RODINK	69.0	42	SLOOTEN	112.7
31	18	CLARKE	83.8	57	RAJEK	113.1	42	SLOOTEN	68.6	65	OWENS	112.5
32	8	TOMS	83.3	44	BEST	112.9	44	BEST	67.1	4	VALLELEY	112.2
33	65	OWENS	82.9	25	BROUWERS	112.0	8	TOMS	66.4	87	EDWARDS	112.2
34	57	RAJEK	80.4	10	WARING	109.1	57	RAJEK	65.0	11	CAMPBELL	111.6
35	24	RODINK	80.0	9	WALES	108.5	18	CLARKE	62.3	18	CLARKE	107.5
36	9	WALES	75.5	18	CLARKE	105.6	9	WALES	58.5	9	WALES	106.8

Weather / Track : Cloudy / Damp

Results can be found at www.tsl-timing.com

Brands Hatch GP

Circuit Length = 2.4332 miles

Start: 14:40 Flag 15:05 End: 15:07

Printed - 15:09 Friday, 16 October 2015

MCRCB BULLETIN TK044

2015 MCE British Superbike Championship - Round 12

2015 HEL British Motostar Championship

FREE PRACTICE - BEST SECTORS

SECTOR 1				SECTOR 2				SECTOR 3				SECTOR 4				IDEAL / BEST COMPARISON		
POS	NO	NAME	TIME	NO	NAME	TIME	NO	NAME	TIME	NO	NAME	TIME	NO	NAME	IDEAL	BEST	DIFF	
															PERFECT LAP 1:45.432			
1	6	TAYLOR	33.921	6	TAYLOR	19.011	86	NESBITT	27.354	86	NESBITT	25.146	1	6	TAYLOR	1:45.728	1:45.728	0.000
2	62	VAN DER	34.128	95	DEROUE	19.209	1	RENDELL	27.458	1	RENDELL	25.241	2	86	NESBITT	1:46.135	1:46.135	0.000
3	86	NESBITT	34.264	1	RENDELL	19.266	6	TAYLOR	27.464	25	BROUWER	25.313	3	1	RENDELL	1:46.235	1:46.371	0.136
4	1	RENDELL	34.270	62	VAN DER	19.288	25	BROUWER	27.948	6	TAYLOR	25.332	4	25	BROUWERS	1:47.422	1:47.516	0.094
5	95	DEROUE	34.370	47	ARCHER	19.323	95	DEROUE	28.124	47	ARCHER	25.350	5	95	DEROUE	1:47.606	1:47.699	0.093
6	26	SAEZ	34.379	86	NESBITT	19.371	47	ARCHER	28.306	26	SAEZ	25.684	6	47	ARCHER	1:47.614	1:47.870	0.256
7	25	BROUWER	34.457	52	BOERBOO	19.554	52	BOERBOO	28.492	62	VAN DER	25.684	7	62	VAN DER VALK	1:47.791	1:47.791	0.000
8	47	ARCHER	34.635	71	BEINLIC	19.561	21	KERR	28.574	52	BOERBOO	25.823	8	52	BOERBOOM	1:48.587	1:48.762	0.175
9	52	BOERBOO	34.718	70	LONGSHA	19.604	62	VAN DER	28.691	70	LONGSHA	25.880	9	26	SAEZ	1:48.713	1:48.713	0.000
10	71	BEINLIC	34.729	98	DE VRIE	19.654	98	DE VRIE	28.873	95	DEROUE	25.903	10	98	DE VRIES	1:49.643	1:49.643	0.000
11	21	KERR	34.920	26	SAEZ	19.697	26	SAEZ	28.953	71	BEINLIC	26.091	11	71	BEINLICH	1:49.995	1:50.209	0.214
12	98	DE VRIE	34.983	2	THOMAS	19.699	34	DELVES	29.088	98	DE VRIE	26.133	12	70	LONGSHAW	1:50.301	1:50.930	0.629
13	70	LONGSHA	35.222	25	BROUWER	19.704	65	OWENS	29.381	35	LODGE	26.275	13	21	KERR	1:50.313	1:50.684	0.371
14	44	BEST	35.348	35	LODGE	19.783	11	CAMPBEL	29.509	79	TAYLOR	26.306	14	79	TAYLOR	1:51.041	1:51.511	0.470
15	79	TAYLOR	35.369	79	TAYLOR	19.792	35	LODGE	29.571	34	DELVES	26.405	15	35	LODGE	1:51.108	1:51.390	0.282
16	34	DELVES	35.470	27	POLDEN	19.919	79	TAYLOR	29.574	44	BEST	26.428	16	34	DELVES	1:51.402	1:51.508	0.106
17	35	LODGE	35.479	8	TOMS	20.088	70	LONGSHA	29.595	11	CAMPBEL	26.441	17	2	THOMAS	1:51.652	1:52.248	0.596
18	87	EDWARDS	35.628	44	BEST	20.093	71	BEINLIC	29.614	21	KERR	26.534	18	44	BEST	1:51.925	1:51.925	0.000
19	16	SAWFORD	35.706	87	EDWARDS	20.226	2	THOMAS	29.616	2	THOMAS	26.573	19	11	CAMPBELL	1:52.450	1:52.910	0.460
20	4	VALLELE	35.722	13	BURMAN	20.265	27	POLDEN	29.730	27	POLDEN	26.614	20	27	POLDEN	1:52.713	1:52.743	0.030
21	2	THOMAS	35.764	21	KERR	20.285	4	VALLELE	29.857	10	WARING	26.682	21	3	CLAYTON	1:53.004	1:53.436	0.432
22	3	CLAYTON	35.959	42	SLOOTEN	20.337	3	CLAYTON	29.875	13	BURMAN	26.698	22	87	EDWARDS	1:53.143	1:53.445	0.302
23	11	CAMPBEL	36.157	11	CAMPBEL	20.343	44	BEST	30.056	65	OWENS	26.715	23	65	OWENS	1:53.305	1:53.305	0.000
24	42	SLOOTEN	36.271	3	CLAYTON	20.349	13	BURMAN	30.159	8	TOMS	26.807	24	4	VALLELEY	1:53.468	1:54.279	0.811
25	27	POLDEN	36.450	10	WARING	20.369	87	EDWARDS	30.159	3	CLAYTON	26.821	25	13	BURMAN	1:53.800	1:54.210	0.410
26	65	OWENS	36.494	34	DELVES	20.439	28	RAY	30.315	4	VALLELE	26.969	26	16	SAWFORD	1:54.068	1:54.097	0.029
27	13	BURMAN	36.678	24	RODINK	20.486	7	ASHBY	30.320	28	RAY	26.975	27	10	WARING	1:54.256	1:54.515	0.259
28	10	WARING	36.680	57	RAJEK	20.591	10	WARING	30.525	16	SAWFORD	27.004	28	42	SLOOTEN	1:54.419	1:54.646	0.227
29	24	RODINK	36.816	28	RAY	20.594	17	JONKER	30.614	42	SLOOTEN	27.013	29	28	RAY	1:54.801	1:55.246	0.445
30	7	ASHBY	36.858	16	SAWFORD	20.695	16	SAWFORD	30.663	24	RODINK	27.029	30	7	ASHBY	1:54.981	1:55.203	0.222
31	28	RAY	36.917	65	OWENS	20.715	42	SLOOTEN	30.798	7	ASHBY	27.047	31	8	TOMS	1:55.256	1:55.454	0.198
32	17	JONKER	36.946	7	ASHBY	20.756	8	TOMS	30.873	87	EDWARDS	27.130	32	24	RODINK	1:55.653	1:55.653	0.000
33	18	CLARKE	37.462	4	VALLELE	20.920	24	RODINK	31.322	57	RAJEK	27.234	33	17	JONKER	1:55.920	1:55.979	0.059
34	8	TOMS	37.488	17	JONKER	20.984	18	CLARKE	31.477	17	JONKER	27.376	34	18	CLARKE	1:57.662	1:58.269	0.607
35	57	RAJEK	37.969	18	CLARKE	21.030	57	RAJEK	32.108	18	CLARKE	27.693	35	57	RAJEK	1:57.902	1:58.963	1.061
36	9	WALES	40.256	9	WALES	22.483	9	WALES	34.839	9	WALES	29.145	36	9	WALES	2:06.723	2:07.814	1.091

Weather / Track : Cloudy / Damp

Brands Hatch GP

Circuit Length = 2.4332 miles

Start: 14:40 Flag 15:05 End: 15:07

Results can be found at www.tsl-timing.com

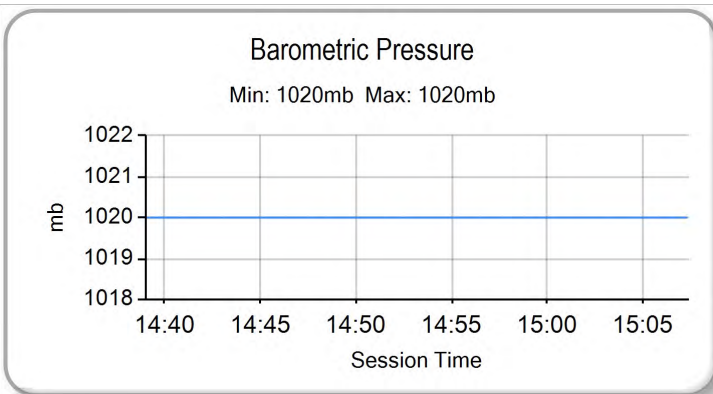
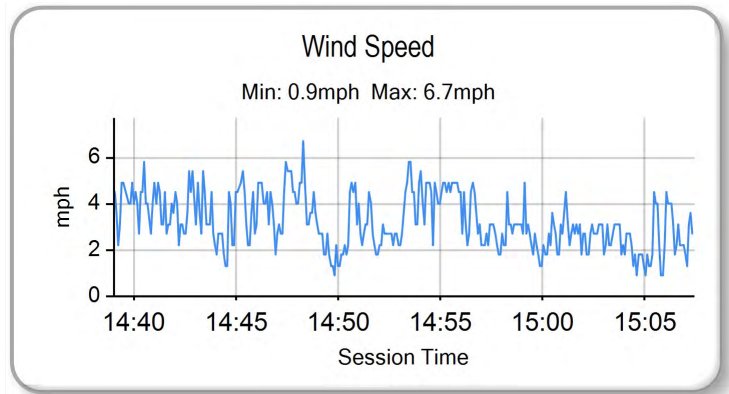
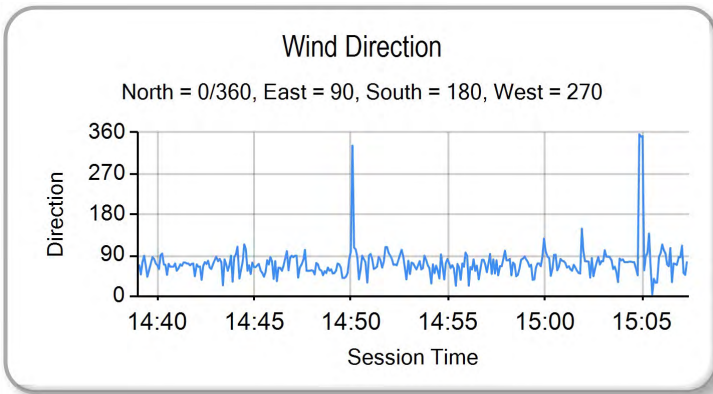
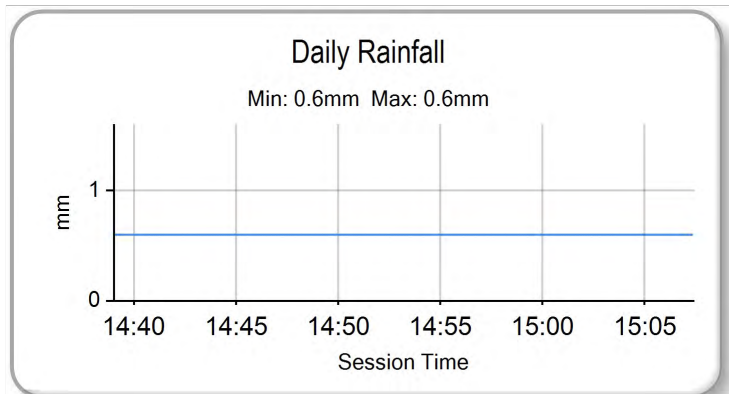
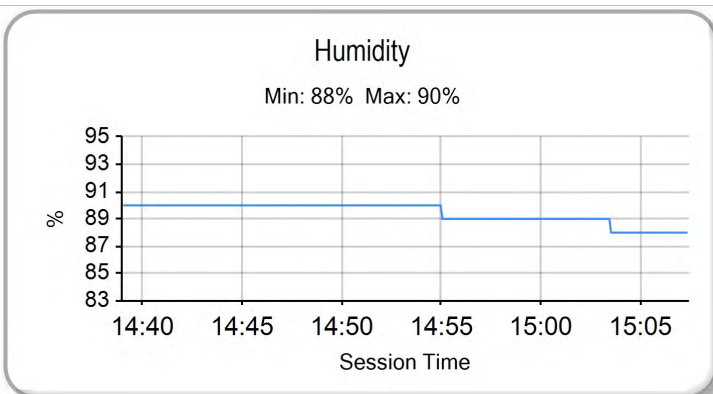
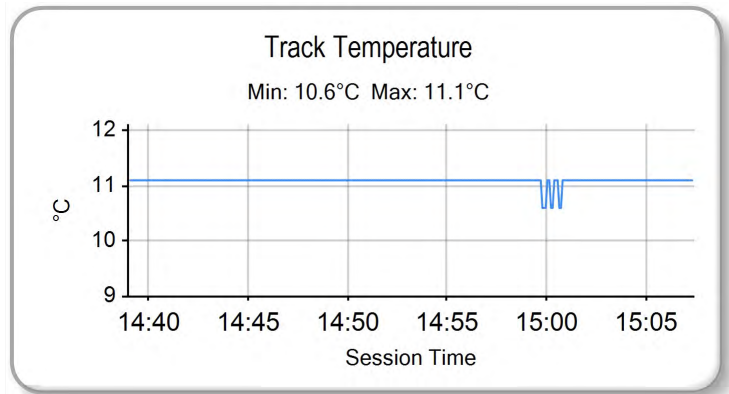
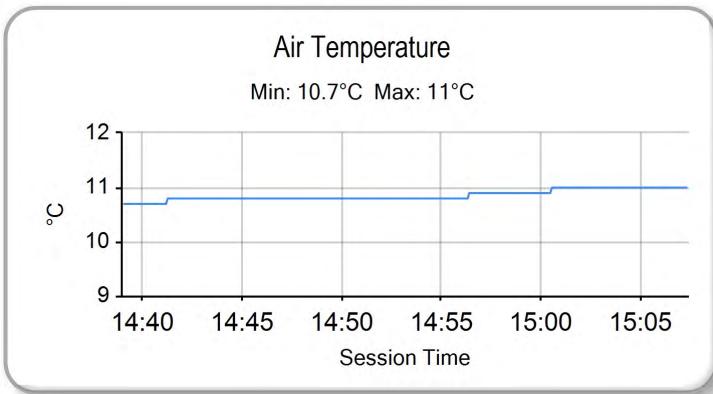
Printed - 15:09 Friday, 16 October 2015

MCRCB BULLETIN TK045

2015 MCE British Superbike Championship - Round 12

2015 HEL British Motostar Championship

FREE PRACTICE - WEATHER CONDITIONS



Weather / Track : Cloudy / Damp

Results can be found at www.tsl-timing.com

Brands Hatch GP
Circuit Length = 2.4332 miles
Start: 14:40 Flag 15:05 End: 15:07

Printed - 15:07 Friday, 16 October 2015



POS	NO	CL	PIC NAME	ENTRY	TIME	ON	LAPS	GAP	DIFF	MPH
1	25	M3	1 Mike BROUWERS	Honda - Joma / Brouwersracingteam	1:38.382	9	12			89.03
2	6		1 Taz TAYLOR	Honda - RS Racing	1:38.452	10	11	0.070	0.070	88.97
3	26	M3	2 Dani SAEZ	Repli-Cast Moto 3 - Repli-Cast - Armstrong	1:38.723	13	13	0.341	0.271	88.73
4	95	M3	3 Scott DEROUÉ	KTM - Redline KTM	1:38.964	11	11	0.582	0.241	88.51
5	86	M3	4 Charlie NESBITT	Repli-Cast Moto 3 - Repli-Cast UK	1:39.237	12	12	0.855	0.273	88.27
6	62	M3	5 Vasco VAN DER VALK	Honda - Team ILR / Vasco62.nl	1:39.331	11	11	0.949	0.094	88.18
7	47	M3	6 Jake ARCHER	Honda - RS Racing	1:39.624	11	11	1.242	0.293	87.92
8	28		2 Bradley RAY	EE125 - FAB-Racing	1:39.693	11	12	1.311	0.069	87.86
9	52	M3	7 Jorel BOERBOOM	Kalex KTM - FPW Racing	1:40.482	12	12	2.100	0.789	87.17
10	35	M3	8 Elliot LODGE	Honda - Essential Team Racing / SP125	1:40.529	14	14	2.147	0.047	87.13
11	65		3 Josh OWENS	Honda - JPL Racing	1:41.086	12	12	2.704	0.557	86.65
12	1	M3	9 Edward RENDELL	Ten Kate Honda - Banks Racing	1:41.101	6	8	2.719	0.015	86.64
13	79	M3	10 Chris TAYLOR	KTM - Hodges Racing	1:41.191	12	13	2.809	0.090	86.56
14	2	M3	11 Joe THOMAS	Honda - Team ILR	1:42.008	13	14	3.626	0.817	85.87
15	70	M3	12 Ryan LONGSHAW	Kalex KTM - FPW Racing	1:42.310	13	13	3.928	0.302	85.62
16	34		4 Liam DELVES	Honda - Crucials Sauce / Banks Racing	1:42.340	14	14	3.958	0.030	85.59
17	8	M3	13 TJ TOMS	Repli-Cast Moto 3 - Repli-Cast UK	1:43.064	12	12	4.682	0.724	84.99
18	3		5 Mark CLAYTON	Honda - SP125 / Refined Recruitment	1:43.146	12	14	4.764	0.082	84.92
19	71	M3	14 Christoph BEINLICH	Honda - Beinlich Racing Team	1:43.178	3	4	4.796	0.032	84.90
20	44	M3	15 Edmund BEST	Honda - SymCirrus Motorsport	1:43.359	9	11	4.977	0.181	84.75
21	42	M3	16 Brian SLOOTEN	Honda - Bakker Frames Holland	1:43.529	14	14	5.147	0.170	84.61
22	17		6 Wesley JONKER	Luyten Honda - Racing Family	1:43.612	12	12	5.230	0.083	84.54
23	24		7 Tasia RODINK	Honda - Promemo Racing	1:43.697	12	12	5.315	0.085	84.47
24	11		8 Stephen CAMPBELL	Honda - Campbell Racing	1:43.786	14	14	5.404	0.089	84.40
25	21	M3	17 Richard KERR	Honda - Bob Wylie Racing	1:44.007	14	14	5.625	0.221	84.22
26	27	M3	18 Georgina POLDEN	KTM - RS Racing	1:44.125	10	10	5.743	0.118	84.12
27	13	M3	19 Sam BURMAN	Honda - WNT / Burman Racing	1:44.325	10	11	5.943	0.200	83.96
28	16		9 Andrew SAWFORD	Aprilia - St Neots Motorcycle Co Ltd	1:45.360	12	12	6.978	1.035	83.14
29	7		10 Jamie ASHBY	Honda - SP125 / JPA Racing	1:45.747	13	13	7.365	0.387	82.83
30	87		11 Jamie EDWARDS	Nykos - Kinpac Racing	1:45.964	13	13	7.582	0.217	82.66
31	4		12 Louis VALLELEY	KTM - CM Racing	1:46.885	12	13	8.503	0.921	81.95
32	18		13 Clint CLARKE	Honda - Mark Torrance Electrical / Kabuto Helmets	1:47.207	13	13	8.825	0.322	81.70
33	10	M3	20 Justin WARING	Honda - Cresswell Racing	1:48.210	8	12	9.828	1.003	80.95
QUALIFYING LAPTIME (110.0% of 1:38.382) = 1:48.220										
34	9		14 David WALES	Honda - TAD Racing	1:49.656	14	14	11.274	1.446	79.88
35	57		15 Roman RAJEK	Honda - Moto UK Racing	1:50.338	6	6	11.956	0.682	79.39
36	98	M3	21 Tomas DE VRIES	Honda - DAT Racing						

Weather / Track : Cloudy / Drying

These results are provisional until the conclusion of any judicial and technical matters.

Brands Hatch GP

Circuit Length = 2.4332 miles

Start: 09:00 Flag 09:25 End: 09:26

Race Director :	Stewards :	Timekeeper :
-----------------	------------	--------------

Results can be found at www.britishsuperbike.com

Printed - 09:27 Saturday, 17 October 2015

MCRCB BULLETIN TK069

2015 MCE British Superbike Championship - Round 12

2015 HEL British Motostar Championship

QUALIFYING - SECTOR ANALYSIS

SECTOR 1 = FL to I1, SECTOR 2 = I1 to I2 SECTOR 3 = I2 to I3, SECTOR 4 = I3 to FL, DIFF = Difference To Personal Best Lap

P1		25 M3		Mike BROUWERS				Honda - Joma / Brouwersracingteam				
IDEAL LAP TIME : 1:38.343		BEST LAP TIME : 1:38.382				DIFFERENCE : 0.039						
LAP	SECTOR 1	SECTOR 2		SECTOR 3		SECTOR 4		LAP TIME	MPH	DIFF	TIME OF DAY	
1 -	OUTLAP	83.7	19.968	120.4	28.043	71.3	24.936	119.1	1:49.180	80.23	10.798	09:02:20.246
2 -	33.804	97.3	18.701	122.0	27.899	78.3	24.469	117.7	1:44.873	83.52	6.491	09:04:05.119
3 -	33.087	99.2	18.690	122.0	27.148	78.3	24.352	117.9	1:43.277	84.81	4.895	09:05:48.396
4 -	35.338	80.2	19.760	106.6	29.244	79.5	IN PIT		6:42.598	P 21.75	5:04.216	09:12:30.994
5 -	OUTLAP	94.3	19.175	120.9	27.459	79.4	24.898	116.5	1:46.384	82.34	8.002	09:14:17.378
6 -	32.505	97.9	19.376	121.1	26.938	78.5	24.142	119.4	1:42.961	85.07	4.579	09:16:00.339
7 -	32.247	98.8	18.554	121.5	26.109	86.4	23.879	118.5	1:40.789	86.91	2.407	09:17:41.128
8 -	31.651	100.0	18.281	122.9	25.868	88.0	23.435	120.2	1:39.235	(3) 88.27	0.853	09:19:20.363
9 -	31.422	101.3	18.003	123.3	25.559	89.4	23.398	120.2	1:38.382	(1) 89.03		09:20:58.745
10 -	31.390	101.0	18.293	123.8	25.914	86.8	23.659	118.1	1:39.256	88.25	0.874	09:22:38.001
11 -	31.421	101.0	18.086	126.3	26.598	84.9	23.600	118.3	1:39.705	87.85	1.323	09:24:17.706
12 -	31.383	100.6	18.057	123.1	25.644	88.7	23.468	118.1	1:38.552	(2) 88.88	0.170	09:25:56.258

P2		6		Taz TAYLOR				Honda - RS Racing				
IDEAL LAP TIME : 1:37.971		BEST LAP TIME : 1:38.452				DIFFERENCE : 0.481						
LAP	SECTOR 1	SECTOR 2		SECTOR 3		SECTOR 4		LAP TIME	MPH	DIFF	TIME OF DAY	
1 -	OUTLAP	91.1	19.209	127.3	28.625	70.0	25.724	120.6	1:52.320	77.99	13.868	09:08:34.115
2 -	34.943	96.8	18.807	128.0	27.750	75.9	25.095	120.9	1:46.595	82.17	8.143	09:10:20.710
3 -	33.552	98.6	18.461	127.3	26.461	78.3	24.418	122.6	1:42.892	85.13	4.440	09:12:03.602
4 -	32.521	101.8	18.147	128.8	26.678	77.4	24.235	121.3	1:41.581	86.23	3.129	09:13:45.183
5 -	32.332	101.9	18.202	128.0	26.500	75.2	24.467	122.9	1:41.501	86.30	3.049	09:15:26.684
6 -	31.826	103.8	17.964	129.5	26.385	77.2	23.739	123.3	1:39.914	87.67	1.462	09:17:06.598
7 -	31.472	102.7	17.963	129.3	25.785	80.5	23.640	123.8	1:38.860	(2) 88.60	0.408	09:18:45.458
8 -	31.317	103.0	18.619	129.3	26.675	81.7	23.726	125.6	1:40.337	87.30	1.885	09:20:25.795
9 -	31.442	103.5	17.998	128.0	25.861	85.2	23.605	124.9	1:38.906	(3) 88.56	0.454	09:22:04.701
10 -	31.552	104.0	17.792	128.8	25.533	84.2	23.575	125.9	1:38.452	(1) 88.97		09:23:43.153
11 -	31.260	104.3	17.603	129.8	26.414	82.2	24.037	122.4	1:39.314	88.20	0.862	09:25:22.467

P3		26 M3		Dani SAEZ				Repli-Cast Moto 3 - Repli-Cast - Armstrong				
IDEAL LAP TIME : 1:38.596		BEST LAP TIME : 1:38.723				DIFFERENCE : 0.127						
LAP	SECTOR 1	SECTOR 2		SECTOR 3		SECTOR 4		LAP TIME	MPH	DIFF	TIME OF DAY	
1 -	OUTLAP	82.2	19.924	115.1	31.008	76.2	24.968	122.2	1:54.106	76.76	15.383	09:02:31.789
2 -	33.708	95.5	18.645	126.6	28.032	75.6	24.646	121.7	1:45.031	83.40	6.308	09:04:16.820
3 -	32.548	99.7	18.220	127.0	26.890	85.2	24.206	122.4	1:41.864	85.99	3.141	09:05:58.684
4 -	32.857	99.7	18.509	126.8	27.288	80.1	24.398	121.7	1:43.052	85.00	4.329	09:07:41.736
5 -	32.179	101.5	18.369	126.6	26.377	86.0	23.880	122.4	1:40.805	86.89	2.082	09:09:22.541
6 -	31.767	100.7	18.209	126.1	26.667	89.1	24.051	120.6	1:40.694	86.99	1.971	09:11:03.235
7 -	31.797	100.1	18.126	126.1	26.409	87.9	23.997	121.3	1:40.329	87.31	1.606	09:12:43.564
8 -	31.530	101.8	18.069	126.3	26.222	85.0	24.284	120.6	1:40.105	(2) 87.50	1.382	09:14:23.669
9 -	31.749	101.8	18.147	126.3	26.413	84.9	23.901	120.9	1:40.210	87.41	1.487	09:16:03.879
10 -	31.547	102.7	17.887	126.8	28.048	84.4	IN PIT		4:13.090	P 34.61	2:34.367	09:20:16.969
11 -	OUTLAP	101.0	18.492	125.9	26.851	86.8	27.939	117.7	1:46.858	81.97	8.135	09:22:03.827
12 -	31.390	102.9	19.117	104.8	26.093	92.0	23.574	123.3	1:40.174	(3) 87.44	1.451	09:23:44.001
13 -	31.143	103.5	17.827	126.6	26.052	89.7	23.701	123.5	1:38.723	(1) 88.73		09:25:22.724

P4		95 M3		Scott DEROUÉ				KTM - Redline KTM				
IDEAL LAP TIME : 1:38.517		BEST LAP TIME : 1:38.964				DIFFERENCE : 0.447						
LAP	SECTOR 1	SECTOR 2		SECTOR 3		SECTOR 4		LAP TIME	MPH	DIFF	TIME OF DAY	
1 -	OUTLAP	90.9	18.797	129.5	28.228	79.7	24.602	124.9	1:46.089	82.57	7.125	09:02:31.174
2 -	32.868	102.7	17.955	130.3	27.513	82.0	24.250	124.2	1:42.586	85.39	3.622	09:04:13.760
3 -	32.331	105.5	17.853	130.8	27.143	82.7	24.214	124.9	1:41.541	86.26	2.577	09:05:55.301
4 -	32.661	105.0	17.859	130.0	27.122	78.2	24.115	123.5	1:41.757	86.08	2.793	09:07:37.058
5 -	31.889	106.0	17.730	129.3	26.771	84.7	23.932	123.5	1:40.322	(3) 87.31	1.358	09:09:17.380
6 -	32.999	96.6	18.819	120.4	28.775	81.8	IN PIT		7:34.560	P 19.27	5:55.596	09:16:51.940
7 -	OUTLAP	102.4	18.067	131.0	28.376	74.6	25.281	123.8	1:47.231	81.69	8.267	09:18:39.171
8 -	32.478	104.6	18.148	130.0	27.691	85.5	24.218	124.0	1:42.535	85.43	3.571	09:20:21.706
9 -	32.213	105.0	18.213	130.0	27.083	85.7	23.983	124.2	1:41.492	86.31	2.528	09:22:03.198

Brands Hatch GP
 Circuit Length = 2.4332 miles
 Start: 09:00 Flag 09:25 End: 09:26

Weather / Track : Cloudy / Drying

MCRCB BULLETIN TK069

2015 MCE British Superbike Championship - Round 12

2015 HEL British Motostar Championship

QUALIFYING - SECTOR ANALYSIS

SECTOR 1 = FL to I1, SECTOR 2 = I1 to I2 SECTOR 3 = I2 to I3, SECTOR 4 = I3 to FL, DIFF = Difference To Personal Best Lap

10 - 31.535 106.0 17.881 130.5 **26.653 87.8** 23.796 **125.2** 1:39.865 (2) 87.71 0.901 09:23:43.063
 11 - **30.998 107.0** **17.348 132.1** 27.100 82.7 **23.518** 124.9 **1:38.964 (1) 88.51** **09:25:22.027**

P5 86 M3 Charlie NESBITT		Repli-Cast Moto 3 - Repli-Cast UK										
IDEAL LAP TIME : 1:39.156		BEST LAP TIME : 1:39.237		DIFFERENCE : 0.081								
LAP	SECTOR 1	SECTOR 2	SECTOR 3	SECTOR 4	LAP TIME	MPH	DIFF	TIME OF DAY				
1 -	OUTLAP	75.3	20.775	116.5	31.168	62.6	IN PIT	6:47.611 P	21.49	5:08.374	09:07:32.260	
2 -	OUTLAP	93.5	19.151	119.8	28.097	74.1	25.363	115.3	1:50.433	79.32	11.196	09:09:22.693
3 -	33.343	96.4	18.760	119.4	27.439	78.9	24.758	114.9	1:44.300	83.98	5.063	09:11:06.993
4 -	33.153	98.5	18.637	118.7	27.104	80.6	24.496	114.1	1:43.390	84.72	4.153	09:12:50.383
5 -	32.461	98.1	18.568	119.8	26.898	80.5	24.500	114.5	1:42.427	85.52	3.190	09:14:32.810
6 -	32.217	97.3	18.477	120.9	26.584	85.3	23.968	114.1	1:41.246	86.52	2.009	09:16:14.056
7 -	31.701	98.9	18.210	120.6	26.487	75.9	24.825	114.7	1:41.223	86.54	1.986	09:17:55.279
8 -	32.022	99.5	18.258	120.2	26.292	86.1	24.090	114.3	1:40.662	87.02	1.425	09:19:35.941
9 -	31.617	99.8	18.210	119.1	27.016	86.2	24.108	114.3	1:40.951	86.77	1.714	09:21:16.892
10 -	31.600	99.2	18.302	118.3	26.433	89.3	23.980	114.3	1:40.315 (3)	87.32	1.078	09:22:57.207
11 -	31.462	100.3	18.073	119.8	26.189	86.4	23.810	115.1	1:39.534 (2)	88.00	0.297	09:24:36.741
12 -	31.543	100.4	18.051	120.2	25.991	86.4	23.652	118.1	1:39.237 (1)	88.27		09:26:15.978

P6 62 M3 Vasco VAN DER VALK		Honda - Team ILR / Vasco62.nl										
IDEAL LAP TIME : 1:39.323		BEST LAP TIME : 1:39.331		DIFFERENCE : 0.008								
LAP	SECTOR 1	SECTOR 2	SECTOR 3	SECTOR 4	LAP TIME	MPH	DIFF	TIME OF DAY				
1 -	OUTLAP	75.9	20.110	117.1	31.116	66.4	25.683	120.6	1:56.273	75.33	16.942	09:02:20.435
2 -	34.485	96.0	18.627	123.5	29.159	71.6	25.195	120.0	1:47.466	81.51	8.135	09:04:07.901
3 -	34.065	95.3	18.610	125.2	28.920	67.0	IN PIT		7:36.784 P	19.17	5:57.453	09:11:44.685
4 -	OUTLAP	87.4	19.091	123.8	28.409	76.5	25.064	119.4	1:51.692	78.42	12.361	09:13:36.377
5 -	33.111	99.4	18.419	126.3	27.800	68.6	25.010	118.7	1:44.340	83.95	5.009	09:15:20.717
6 -	32.569	100.1	18.319	125.2	27.745	77.4	24.500	119.8	1:43.133	84.93	3.802	09:17:03.850
7 -	32.713	95.7	18.317	125.2	27.537	84.6	23.789	121.7	1:42.356	85.58	3.025	09:18:46.206
8 -	31.412	103.5	18.000	126.1	27.262	73.9	24.608	120.9	1:41.282	86.48	1.951	09:20:27.488
9 -	31.823	101.9	17.925	125.9	26.834	82.5	23.861	122.6	1:40.443 (2)	87.21	1.112	09:22:07.931
10 -	31.747	100.7	17.982	125.9	27.005	81.2	23.835	120.2	1:40.569 (3)	87.10	1.238	09:23:48.500
11 -	31.420	101.8	17.881	125.2	26.342	86.7	23.688	121.1	1:39.331 (1)	88.18		09:25:27.831

P7 47 M3 Jake ARCHER		Honda - RS Racing										
IDEAL LAP TIME : 1:39.504		BEST LAP TIME : 1:39.624		DIFFERENCE : 0.120								
LAP	SECTOR 1	SECTOR 2	SECTOR 3	SECTOR 4	LAP TIME	MPH	DIFF	TIME OF DAY				
1 -	OUTLAP	91.0	18.495	129.0	28.196	72.1	24.896	123.1	1:46.388	82.33	6.764	09:08:14.684
2 -	33.276	93.8	18.390	129.3	27.832	77.5	24.401	124.5	1:43.899	84.31	4.275	09:09:58.583
3 -	32.959	96.9	18.033	130.3	28.003	72.8	24.363	123.5	1:43.358	84.75	3.734	09:11:41.941
4 -	32.662	99.4	18.108	131.5	27.362	76.6	24.259	123.8	1:42.391	85.55	2.767	09:13:24.332
5 -	32.222	99.7	18.067	129.3	26.984	80.8	24.041	123.5	1:41.314	86.46	1.690	09:15:05.646
6 -	32.246	99.2	18.047	129.3	28.357	72.8	24.516	124.0	1:43.166	84.91	3.542	09:16:48.812
7 -	32.177	98.5	18.077	129.3	26.790	82.5	24.011	124.0	1:41.055	86.68	1.431	09:18:29.867
8 -	32.124	95.3	18.226	129.0	26.872	83.2	23.930	124.0	1:41.152	86.60	1.528	09:20:11.019
9 -	31.630	102.2	18.022	127.8	26.878	83.1	23.760	124.2	1:40.290 (3)	87.34	0.666	09:21:51.309
10 -	31.700	100.6	17.850	129.0	26.687	83.7	23.885	123.5	1:40.122 (2)	87.49	0.498	09:23:31.431
11 -	31.474	101.3	17.970	129.5	26.476	86.2	23.704	123.8	1:39.624 (1)	87.92		09:25:11.055

P8 28 Bradley RAY		EE125 - FAB-Racing										
IDEAL LAP TIME : 1:39.693		BEST LAP TIME : 1:39.693		DIFFERENCE : 0.000								
LAP	SECTOR 1	SECTOR 2	SECTOR 3	SECTOR 4	LAP TIME	MPH	DIFF	TIME OF DAY				
1 -	OUTLAP	76.7	21.432	105.1	31.673	62.3	27.432	107.2	2:04.284	70.48	24.591	09:02:10.433
2 -	37.890	84.8	20.431	112.9	29.725	68.5	26.392	115.9	1:54.438	76.54	14.745	09:04:04.871
3 -	35.689	88.7	19.153	119.6	29.531	69.9	IN PIT		2:53.018 P	50.62	1:13.325	09:06:57.889
4 -	OUTLAP	93.0	18.698	124.5	28.232	71.6	24.999	120.9	1:47.365	81.58	7.672	09:08:45.254
5 -	33.201	98.2	18.325	126.6	27.504	78.3	24.505	121.7	1:43.535	84.60	3.842	09:10:28.789
6 -	32.653	98.1	18.085	126.6	27.199	80.9	24.134	122.6	1:42.071 (3)	85.82	2.378	09:12:10.860
7 -	33.275	96.9	18.294	125.9	28.307	76.3	IN PIT		5:13.752 P	27.91	3:34.059	09:17:24.612
8 -	OUTLAP	87.6	22.840	106.3	27.791	77.8	24.476	122.9	1:52.074	78.16	12.381	09:19:16.686

Weather / Track : Cloudy / Drying

Brands Hatch GP
 Circuit Length = 2.4332 miles
 Start: 09:00 Flag 09:25 End: 09:26

MCRCB BULLETIN TK069

2015 MCE British Superbike Championship - Round 12

2015 HEL British Motostar Championship

QUALIFYING - SECTOR ANALYSIS

SECTOR 1 = FL to I1, SECTOR 2 = I1 to I2 SECTOR 3 = I2 to I3, SECTOR 4 = I3 to FL, DIFF = Difference To Personal Best Lap

9 -	32.025	99.8	18.207	127.5	26.596	80.6	24.113	122.9	1:40.941 (2)	86.78	1.248	09:20:57.627
10 -	34.230	94.9	19.234	113.1	28.850	72.7	24.209	123.1	1:46.523	82.23	6.830	09:22:44.150
11 -	31.951	99.7	17.995	128.0	26.321	81.1	23.426	125.4	1:39.693 (1)	87.86		09:24:23.843
12 -	32.884	96.5	18.371	127.3	27.315	76.6	23.702	124.2	1:42.272	85.65	2.579	09:26:06.115

P9 52 M3 Jorel BOERBOOM		Kalex KTM - FPW Racing												
IDEAL LAP TIME : 1:40.482		BEST LAP TIME : 1:40.482					DIFFERENCE : 0.000							
LAP	SECTOR 1	SECTOR 2	SECTOR 3	SECTOR 4	LAP TIME	MPH	DIFF	TIME OF DAY						
1 -	34.706	93.0	18.880	122.0	28.601	77.3	24.766	121.1	1:46.953	81.90	6.471	09:03:44.933		
2 -	33.624	95.5	18.684	125.9	27.683	77.5	24.522	121.1	1:44.513	83.81	4.031	09:05:29.446		
3 -	33.310	95.0	18.518	126.1	27.226	81.3	24.661	120.4	1:43.715	84.46	3.233	09:07:13.161		
4 -	33.025	97.9	18.372	125.9	27.512	80.0	24.508	120.2	1:43.417	84.70	2.935	09:08:56.578		
5 -	32.988	96.6	18.290	126.1	27.493	83.5	24.485	120.2	1:43.256	84.83	2.774	09:10:39.834		
6 -	35.316	85.4	18.936	123.8	28.197	78.5	IN PIT		4:55.627 P	29.63	3:15.145	09:15:35.461		
7 -	OUTLAP	85.7	19.177	124.9	29.007	79.3	25.578	119.4	1:53.754	77.00	13.272	09:17:29.215		
8 -	34.305	97.1	18.374	126.3	27.568	83.1	24.703	120.4	1:44.950	83.46	4.468	09:19:14.165		
9 -	33.396	101.5	18.169	127.0	27.450	82.6	24.378	122.2	1:43.393	84.72	2.911	09:20:57.558		
10 -	33.172	101.6	18.087	128.8	26.980	87.2	23.900	121.7	1:42.139 (3)	85.76	1.657	09:22:39.697		
11 -	32.413	101.9	18.038	127.3	26.992	86.3	23.870	124.2	1:41.313 (2)	86.46	0.831	09:24:21.010		
12 -	32.055	102.2	17.957	129.0	26.600	87.1	23.870	122.2	1:40.482 (1)	87.17		09:26:01.492		

P10 35 M3 Elliot LODGE		Honda - Essential Team Racing / SP125												
IDEAL LAP TIME : 1:40.439		BEST LAP TIME : 1:40.529					DIFFERENCE : 0.090							
LAP	SECTOR 1	SECTOR 2	SECTOR 3	SECTOR 4	LAP TIME	MPH	DIFF	TIME OF DAY						
1 -	OUTLAP	75.3	21.444	115.1	31.525	62.3	26.572	112.7	2:00.781	72.52	20.252	09:02:09.219		
2 -	36.253	89.3	19.106	119.1	28.428	70.4	25.488	119.1	1:49.275	80.16	8.746	09:03:58.494		
3 -	33.258	99.1	18.396	123.8	28.830	70.5	24.824	118.5	1:45.308	83.18	4.779	09:05:43.802		
4 -	33.170	98.5	18.566	121.7	28.263	76.2	24.798	118.1	1:44.797	83.58	4.268	09:07:28.599		
5 -	33.614	98.6	18.415	125.9	27.687	75.9	24.416	119.4	1:44.132	84.12	3.603	09:09:12.731		
6 -	32.858	98.3	18.290	124.2	26.917	80.6	24.113	119.4	1:42.178	85.73	1.649	09:10:54.909		
7 -	32.325	99.2	18.040	124.5	26.989	78.3	24.418	119.8	1:41.772	86.07	1.243	09:12:36.681		
8 -	32.483	99.5	18.653	124.9	27.139	80.0	24.129	119.6	1:42.404	85.54	1.875	09:14:19.085		
9 -	32.299	99.1	18.326	124.2	26.765	79.6	23.980	121.3	1:41.370 (3)	86.41	0.841	09:16:00.455		
10 -	33.768	89.2	19.019	122.6	27.588	78.3	24.649	118.9	1:45.024	83.40	4.495	09:17:45.479		
11 -	36.180	87.0	19.549	120.6	28.217	76.2	IN PIT		2:13.260 P	65.73	32.731	09:19:58.739		
12 -	OUTLAP	92.3	18.901	122.6	28.363	78.1	24.297	118.7	1:47.297	81.64	6.768	09:21:46.036		
13 -	32.235	102.4	18.049	124.0	27.047	78.9	24.034	118.7	1:41.365 (2)	86.41	0.836	09:23:27.401		
14 -	31.968	99.2	18.130	124.0	26.584	84.3	23.847	119.4	1:40.529 (1)	87.13		09:25:07.930		

P11 65 Josh OWENS		Honda - JPL Racing												
IDEAL LAP TIME : 1:40.926		BEST LAP TIME : 1:41.086					DIFFERENCE : 0.160							
LAP	SECTOR 1	SECTOR 2	SECTOR 3	SECTOR 4	LAP TIME	MPH	DIFF	TIME OF DAY						
1 -	OUTLAP	71.6	21.043	118.3	29.910	65.3	26.919	113.5	2:01.183	72.28	20.097	09:02:35.806		
2 -	35.699	83.8	19.647	118.7	28.540	70.1	25.963	113.7	1:49.849	79.74	8.763	09:04:25.655		
3 -	34.316	90.4	19.186	120.0	28.010	71.4	25.638	114.1	1:47.150	81.75	6.064	09:06:12.805		
4 -	34.351	92.1	19.138	119.8	27.730	74.0	IN PIT		5:17.781 P	27.56	3:36.695	09:11:30.586		
5 -	OUTLAP	86.2	19.467	118.9	28.659	74.6	25.603	114.5	1:53.654	77.07	12.568	09:13:24.240		
6 -	34.289	88.4	19.380	119.1	28.409	75.4	25.315	115.9	1:47.393	81.56	6.307	09:15:11.633		
7 -	33.386	95.5	19.658	118.7	27.725	78.9	24.778	116.3	1:45.547	82.99	4.461	09:16:57.180		
8 -	32.894	96.4	18.658	122.9	27.922	76.6	24.952	117.1	1:44.426	83.88	3.340	09:18:41.606		
9 -	33.090	94.9	18.670	123.3	27.278	79.1	24.705	116.5	1:43.743	84.43	2.657	09:20:25.349		
10 -	32.427	96.2	18.424	121.3	27.172	80.4	24.429	115.9	1:42.452 (3)	85.50	1.366	09:22:07.801		
11 -	32.185	97.1	18.402	121.3	26.751	84.2	23.929	117.7	1:41.267 (2)	86.50	0.181	09:23:49.068		
12 -	31.949	96.5	18.395	120.4	26.653	81.3	24.089	116.7	1:41.086 (1)	86.65		09:25:30.154		

P12 1 M3 Edward RENDELL		Ten Kate Honda - Banks Racing												
IDEAL LAP TIME : 1:40.672		BEST LAP TIME : 1:41.101					DIFFERENCE : 0.429							
LAP	SECTOR 1	SECTOR 2	SECTOR 3	SECTOR 4	LAP TIME	MPH	DIFF	TIME OF DAY						
1 -	OUTLAP	75.1	20.518	119.8	31.224	62.0	28.225	108.2	1:57.861	74.32	16.760	09:02:55.364		
2 -	35.250	86.5	19.164	122.6	28.269	74.5	24.904	120.0	1:47.587	81.42	6.486	09:04:42.951		

Weather / Track : Cloudy / Drying

Brands Hatch GP
Circuit Length = 2.4332 miles
Start: 09:00 Flag 09:25 End: 09:26

MCRCB BULLETIN TK069

2015 MCE British Superbike Championship - Round 12

2015 HEL British Motostar Championship

QUALIFYING - SECTOR ANALYSIS

SECTOR 1 = FL to I1, SECTOR 2 = I1 to I2 SECTOR 3 = I2 to I3, SECTOR 4 = I3 to FL, DIFF = Difference To Personal Best Lap

3 -	33.622	92.3	18.466	124.5	27.681	80.7	24.287	119.4	1:44.056	84.18	2.955	09:06:27.007
4 -	33.049	95.1	18.509	123.5	27.130	83.1	24.072	119.4	1:42.760 (3)	85.24	1.659	09:08:09.767
5 -	32.103	98.6	18.171	124.7	26.781	81.5	24.274	122.2	1:41.329 (2)	86.44	0.228	09:09:51.096
6 -	31.951	99.4	18.169	123.1	26.879	81.9	24.102	119.1	1:41.101 (1)	86.64		09:11:32.197
7 -	31.818	99.5	18.001	125.2	26.886	83.8	IN PIT		5:55.953 P	24.60	4:14.852	09:17:28.150
8 -	OUTLAP	99.2	18.170	124.0	26.788	78.0	IN PIT		2:03.553 P	70.89	22.452	09:19:31.703

P13	79 M3	Chris TAYLOR					KTM - Hodges Racing						
IDEAL LAP TIME : 1:40.838			BEST LAP TIME : 1:41.191			DIFFERENCE : 0.353							
LAP	SECTOR 1	SECTOR 2	SECTOR 3	SECTOR 4	LAP TIME	MPH	DIFF	TIME OF DAY					
1 -	OUTLAP	78.7	20.373	120.4	30.588	64.3	26.256	121.5	1:56.445	75.22	15.254	09:02:09.869	
2 -	36.444	89.2	19.091	124.0	28.340	69.3	25.055	121.5	1:48.930	80.41	7.739	09:03:58.799	
3 -	33.663	89.0	18.785	126.3	28.084	64.9	24.924	122.9	1:45.456	83.06	4.265	09:05:44.255	
4 -	33.187	95.7	18.430	124.5	28.356	73.4	24.728	120.9	1:44.701	83.66	3.510	09:07:28.956	
5 -	33.082	97.2	18.388	125.9	27.452	77.2	24.371	121.7	1:43.293	84.80	2.102	09:09:12.249	
6 -	32.620	97.3	18.284	124.9	27.043	80.8	24.282	121.1	1:42.229	85.68	1.038	09:10:54.478	
7 -	32.220	96.1	18.212	125.6	27.120	79.5	24.316	121.1	1:41.868	85.99	0.677	09:12:36.346	
8 -	32.580	96.9	18.435	125.4	27.064	80.1	24.160	121.5	1:42.239	85.68	1.048	09:14:18.585	
9 -	32.302	96.1	18.274	126.8	26.880	79.7	24.054	120.9	1:41.510 (2)	86.29	0.319	09:16:00.095	
10 -	33.267	92.6	19.419	121.3	27.770	78.6	IN PIT		4:56.244 P	29.56	3:15.053	09:20:56.339	
11 -	OUTLAP	91.6	18.480	128.0	27.500	81.6	23.914	123.1	1:46.028	82.61	4.837	09:22:42.367	
12 -	32.318	96.9	18.202	127.3	26.689	79.5	23.982	123.5	1:41.191 (1)	86.56		09:24:23.558	
13 -	32.192	98.9	18.069	127.8	27.702	80.6	23.888	122.2	1:41.851 (3)	86.00	0.660	09:26:05.409	

P14	2 M3	Joe THOMAS					Honda - Team ILR						
IDEAL LAP TIME : 1:42.008			BEST LAP TIME : 1:42.008			DIFFERENCE : 0.000							
LAP	SECTOR 1	SECTOR 2	SECTOR 3	SECTOR 4	LAP TIME	MPH	DIFF	TIME OF DAY					
1 -	OUTLAP	67.5	20.792	120.4	32.307	59.2	28.076	115.1	2:01.421	72.14	19.413	09:02:54.996	
2 -	36.732	84.0	19.803	122.4	30.664	63.1	27.231	117.5	1:54.430	76.55	12.422	09:04:49.426	
3 -	36.366	82.7	19.911	119.1	30.150	70.9	26.936	117.5	1:53.363	77.27	11.355	09:06:42.789	
4 -	35.701	88.4	19.468	122.2	29.603	67.2	26.337	117.3	1:51.109	78.84	9.101	09:08:33.898	
5 -	34.774	94.5	19.231	122.2	28.973	74.9	25.978	117.9	1:48.956	80.39	6.948	09:10:22.854	
6 -	34.391	90.1	19.072	123.1	28.597	72.8	25.728	117.9	1:47.788	81.26	5.780	09:12:10.642	
7 -	34.152	95.1	18.893	123.5	29.014	69.1	25.586	117.7	1:47.645	81.37	5.637	09:13:58.287	
8 -	34.327	95.7	19.111	122.2	28.345	75.4	25.409	118.3	1:47.192	81.72	5.184	09:15:45.479	
9 -	33.644	92.6	18.920	123.1	27.997	77.0	25.078	118.9	1:45.639	82.92	3.631	09:17:31.118	
10 -	33.363	95.4	18.762	123.5	27.512	77.8	24.853	119.4	1:44.490	83.83	2.482	09:19:15.608	
11 -	32.924	97.5	18.489	125.2	27.141	80.9	24.434	120.2	1:42.988 (2)	85.05	0.980	09:20:58.596	
12 -	33.132	99.1	18.461	124.0	27.102	80.0	24.326	121.5	1:43.021 (3)	85.02	1.013	09:22:41.617	
13 -	32.279	98.3	18.346	123.8	27.060	77.6	24.323	120.2	1:42.008 (1)	85.87		09:24:23.625	
14 -	32.452	98.1	18.347	123.8	28.022	71.9	24.501	120.4	1:43.322	84.78	1.314	09:26:06.947	

P15	70 M3	Ryan LONGSHAW					Kalex KTM - FPW Racing						
IDEAL LAP TIME : 1:42.050			BEST LAP TIME : 1:42.310			DIFFERENCE : 0.260							
LAP	SECTOR 1	SECTOR 2	SECTOR 3	SECTOR 4	LAP TIME	MPH	DIFF	TIME OF DAY					
1 -	OUTLAP	84.2	19.255	124.2	31.031	69.1	26.000	116.1	1:56.201	75.38	13.891	09:02:00.553	
2 -	35.536	98.2	19.012	126.3	29.217	73.3	26.165	117.1	1:49.930	79.68	7.620	09:03:50.483	
3 -	34.535	95.7	18.633	128.0	28.731	76.9	IN PIT		2:38.419 P	55.29	56.109	09:06:28.902	
4 -	OUTLAP	93.3	20.591	116.5	31.445	66.0	IN PIT		3:39.665 P	39.87	1:57.355	09:10:08.567	
5 -	OUTLAP	93.8	18.610	128.3	28.674	79.0	25.119	120.0	1:47.256	81.67	4.946	09:11:55.823	
6 -	32.859	96.6	18.375	128.8	28.019	77.9	24.522	120.6	1:43.775	84.41	1.465	09:13:39.598	
7 -	33.275	98.2	18.421	129.0	28.279	76.2	24.916	121.1	1:44.891	83.51	2.581	09:15:24.489	
8 -	32.997	96.9	18.347	129.3	28.061	78.8	24.735	121.3	1:44.140	84.11	1.830	09:17:08.629	
9 -	32.740	98.3	18.203	128.8	27.857	83.1	24.425	121.3	1:43.225	84.86	0.915	09:18:51.854	
10 -	32.564	96.5	18.011	128.5	27.821	79.4	24.546	120.9	1:42.942 (2)	85.09	0.632	09:20:34.796	
11 -	32.475	96.4	18.280	127.5	27.913	80.5	24.472	121.5	1:43.140 (3)	84.93	0.830	09:22:17.936	
12 -	32.953	95.7	18.239	129.0	27.315	85.9	24.925	119.1	1:43.432	84.69	1.122	09:24:01.368	
13 -	32.367	97.6	17.989	129.0	27.575	79.8	24.379	122.0	1:42.310 (1)	85.62		09:25:43.678	

Weather / Track : Cloudy / Drying

Brands Hatch GP
 Circuit Length = 2.4332 miles
 Start: 09:00 Flag 09:25 End: 09:26

MCRCB BULLETIN TK069

2015 MCE British Superbike Championship - Round 12

2015 HEL British Motostar Championship

QUALIFYING - SECTOR ANALYSIS

SECTOR 1 = FL to I1, SECTOR 2 = I1 to I2 SECTOR 3 = I2 to I3, SECTOR 4 = I3 to FL, DIFF = Difference To Personal Best Lap

P16 34		Liam DELVES				Honda - Crucials Sauce / Banks Racing						
IDEAL LAP TIME : 1:42.340		BEST LAP TIME : 1:42.340				DIFFERENCE : 0.000						
LAP	SECTOR 1	SECTOR 2		SECTOR 3		SECTOR 4		LAP TIME	MPH	DIFF	TIME OF DAY	
1 -	OUTLAP	74.8	20.593	117.5	31.228	58.9	28.264	114.1	2:00.751	72.54	18.411	09:02:45.680
2 -	36.287	84.9	19.970	119.4	29.059	67.6	26.115	116.1	1:51.431	78.61	9.091	09:04:37.111
3 -	34.811	89.2	19.680	120.2	28.449	71.6	25.604	115.3	1:48.544	80.70	6.204	09:06:25.655
4 -	34.529	86.1	19.460	119.8	28.521	72.2	25.643	115.3	1:48.153	80.99	5.813	09:08:13.808
5 -	33.947	92.1	19.240	120.6	27.903	75.6	24.955	116.5	1:46.045	82.60	3.705	09:09:59.853
6 -	34.557	88.4	19.329	120.4	28.542	72.0	25.870	115.9	1:48.298	80.88	5.958	09:11:48.151
7 -	33.494	92.8	19.104	120.0	27.887	72.0	25.243	115.3	1:45.728	82.85	3.388	09:13:33.879
8 -	33.602	93.7	19.342	119.4	28.737	70.2	26.116	115.7	1:47.797	81.26	5.457	09:15:21.676
9 -	33.994	92.3	18.873	121.7	27.981	77.9	24.576	117.9	1:45.424	83.09	3.084	09:17:07.100
10 -	32.650	95.3	18.762	120.6	27.420	80.1	24.423	117.7	1:43.255 (2)	84.83	0.915	09:18:50.355
11 -	32.732	96.1	18.788	119.8	27.258	77.3	24.700	116.5	1:43.478	84.65	1.138	09:20:33.833
12 -	32.737	97.5	18.773	120.2	27.369	78.6	24.561	117.9	1:43.440 (3)	84.68	1.100	09:22:17.273
13 -	32.936	96.9	18.875	120.2	27.955	79.7	24.580	117.7	1:44.346	83.94	2.006	09:24:01.619
14 -	32.374	95.4	18.662	121.7	27.061	80.2	24.243	118.7	1:42.340 (1)	85.59		09:25:43.959

P17 8 M3		TJ TOMS				Repli-Cast Moto 3 - Repli-Cast UK						
IDEAL LAP TIME : 1:42.980		BEST LAP TIME : 1:43.064				DIFFERENCE : 0.084						
LAP	SECTOR 1	SECTOR 2		SECTOR 3		SECTOR 4		LAP TIME	MPH	DIFF	TIME OF DAY	
1 -	OUTLAP	82.8	19.735	120.4	31.208	67.1	26.396	115.5	2:00.897	72.45	17.833	09:06:34.686
2 -	35.726	89.0	18.831	121.7	29.297	70.4	25.637	117.7	1:49.491	80.00	6.427	09:08:24.177
3 -	35.050	95.4	18.570	121.7	30.081	72.4	25.185	117.9	1:48.886	80.44	5.822	09:10:13.063
4 -	34.552	94.5	18.535	121.3	28.767	75.2	25.172	117.9	1:47.026	81.84	3.962	09:12:00.089
5 -	34.506	93.9	19.157	120.9	28.555	74.4	25.006	118.7	1:47.224	81.69	4.160	09:13:47.313
6 -	34.520	88.3	19.146	122.4	28.326	74.4	24.720	118.1	1:46.712	82.08	3.648	09:15:34.025
7 -	33.707	96.8	18.860	122.9	28.072	79.6	24.487	119.1	1:45.126	83.32	2.062	09:17:19.151
8 -	33.657	91.9	18.851	123.1	28.589	77.6	24.713	119.4	1:45.810	82.78	2.746	09:19:04.961
9 -	34.748	85.5	19.091	121.7	28.041	78.5	24.419	118.5	1:46.299	82.40	3.235	09:20:51.260
10 -	33.305	97.2	18.567	122.4	27.981	80.5	24.478	118.7	1:44.331 (3)	83.96	1.267	09:22:35.591
11 -	33.259	95.1	18.646	122.6	27.878	82.0	24.266	119.8	1:44.049 (2)	84.18	0.985	09:24:19.640
12 -	32.820	94.3	18.619	122.4	27.451	83.4	24.174	119.8	1:43.064 (1)	84.99		09:26:02.704

P18 3		Mark CLAYTON				Honda - SP125 / Refined Recruitment						
IDEAL LAP TIME : 1:42.750		BEST LAP TIME : 1:43.146				DIFFERENCE : 0.396						
LAP	SECTOR 1	SECTOR 2		SECTOR 3		SECTOR 4		LAP TIME	MPH	DIFF	TIME OF DAY	
1 -	OUTLAP	79.0	22.376	112.9	32.142	62.3	27.368	114.7	2:04.529	70.34	21.383	09:02:46.532
2 -	37.052	93.5	19.596	118.3	30.333	69.1	26.384	114.3	1:53.365	77.27	10.219	09:04:39.897
3 -	35.074	96.6	19.033	120.0	29.355	74.3	25.673	115.1	1:49.135	80.26	5.989	09:06:29.032
4 -	34.263	95.0	19.091	120.0	28.666	76.7	25.335	114.9	1:47.355	81.59	4.209	09:08:16.387
5 -	33.413	98.5	18.629	119.6	28.281	83.3	24.955	115.1	1:45.278	83.20	2.132	09:10:01.665
6 -	32.987	96.6	19.185	120.4	28.705	74.2	25.695	117.5	1:46.572	82.19	3.426	09:11:48.237
7 -	33.574	94.3	19.096	119.8	28.331	78.6	25.282	116.1	1:46.283	82.41	3.137	09:13:34.520
8 -	34.167	95.1	19.248	119.4	28.615	73.9	25.160	116.5	1:47.190	81.72	4.044	09:15:21.710
9 -	33.371	97.3	18.650	119.1	28.287	82.5	24.696	115.7	1:45.004 (3)	83.42	1.858	09:17:06.714
10 -	32.369	99.2	18.540	120.6	27.763	84.2	24.584	116.9	1:43.256 (2)	84.83	0.110	09:18:49.970
11 -	33.768	96.8	18.841	119.1	28.317	80.4	25.084	117.5	1:46.010	82.63	2.864	09:20:35.980
12 -	32.113	100.1	18.631	121.3	27.513	81.5	24.889	117.3	1:43.146 (1)	84.92		09:22:19.126
13 -	32.636	94.2	18.999	121.3	29.155	74.1	28.144	108.9	1:48.934	80.41	5.788	09:24:08.060
14 -	35.541	92.5	19.279	120.2	28.356	79.1	25.310	115.5	1:48.486	80.74	5.340	09:25:56.546

P19 71 M3		Christoph BEINLICH				Honda - Beinlich Racing Team						
IDEAL LAP TIME : 1:42.565		BEST LAP TIME : 1:43.178				DIFFERENCE : 0.613						
LAP	SECTOR 1	SECTOR 2		SECTOR 3		SECTOR 4		LAP TIME	MPH	DIFF	TIME OF DAY	
1 -	OUTLAP	93.5	18.853	123.8	29.263	74.1	25.050	118.9	1:51.438	78.60	8.260	09:01:55.461
2 -	32.951	99.1	18.275	124.7	27.551	76.5	24.897	118.3	1:43.674 (2)	84.49	0.496	09:03:39.135
3 -	32.827	100.4	18.167	123.1	27.822	79.7	24.362	117.9	1:43.178 (1)	84.90		09:05:22.313
4 -	32.654	100.9	18.844	122.2	28.221	83.5	24.843	116.9	1:44.562 (3)	83.77	1.384	09:07:06.875

Weather / Track : Cloudy / Drying

Brands Hatch GP
Circuit Length = 2.4332 miles
Start: 09:00 Flag 09:25 End: 09:26

MCRCB BULLETIN TK069

2015 MCE British Superbike Championship - Round 12

2015 HEL British Motostar Championship

QUALIFYING - SECTOR ANALYSIS

SECTOR 1 = FL to I1, SECTOR 2 = I1 to I2 SECTOR 3 = I2 to I3, SECTOR 4 = I3 to FL, DIFF = Difference To Personal Best Lap

P20		44 M3		Edmund BEST				Honda - SymCirrus Motorsport				
IDEAL LAP TIME : 1:42.899		BEST LAP TIME : 1:43.359				DIFFERENCE : 0.460						
LAP	SECTOR 1	SECTOR 2		SECTOR 3		SECTOR 4		LAP TIME	MPH	DIFF	TIME OF DAY	
1 -	34.425	90.5	19.495	117.5	28.696	71.7	24.818	117.1	1:47.434	81.53	4.075	09:03:46.200
2 -	33.874	96.5	18.875	117.5	28.275	69.1	25.082	116.5	1:46.106	82.55	2.747	09:05:32.306
3 -	33.605	97.9	18.748	117.3	28.163	69.1	25.193	116.3	1:45.709	82.86	2.350	09:07:18.015
4 -	33.294	98.6	18.760	117.3	28.173	72.5	25.377	116.1	1:45.604	82.94	2.245	09:09:03.619
5 -	33.607	94.3	19.070	117.3	28.322	69.8	IN PIT		5:49.292	P 25.07	4:05.933	09:14:52.911
6 -	OUTLAP	95.0	19.245	117.7	28.839	71.4	25.450	115.1	1:50.544	79.24	7.185	09:16:43.455
7 -	33.691	97.2	18.786	118.3	28.052	72.9	24.911	117.1	1:45.440	83.07	2.081	09:18:28.895
8 -	33.039	96.6	18.608	118.9	27.881	74.4	24.701	117.7	1:44.229	84.04	0.870	09:20:13.124
9 -	32.367	100.7	18.360	118.9	28.110	75.0	24.522	117.9	1:43.359 (1)	84.75		09:21:56.483
10 -	32.693	99.5	18.530	117.9	27.715	76.0	24.769	116.5	1:43.707	(3) 84.46	0.348	09:23:40.190
11 -	32.699	100.0	18.403	118.5	27.650	77.8	24.694	117.9	1:43.446	(2) 84.68	0.087	09:25:23.636

P21		42 M3		Brian SLOOTEN				Honda - Bakker Frames Holland				
IDEAL LAP TIME : 1:42.942		BEST LAP TIME : 1:43.529				DIFFERENCE : 0.587						
LAP	SECTOR 1	SECTOR 2		SECTOR 3		SECTOR 4		LAP TIME	MPH	DIFF	TIME OF DAY	
1 -	OUTLAP	79.5	21.929	90.4	31.492	64.4	28.182	97.8	2:04.833	70.17	21.304	09:02:09.122
2 -	38.990	78.8	21.075	101.5	30.495	69.0	26.277	115.5	1:56.837	74.97	13.308	09:04:05.959
3 -	35.401	89.3	19.567	108.2	29.431	70.7	26.329	112.0	1:50.728	79.11	7.199	09:05:56.687
4 -	34.962	88.1	19.677	103.2	29.150	74.4	25.584	117.3	1:49.373	80.09	5.844	09:07:46.060
5 -	34.945	88.5	19.629	102.6	29.460	72.3	25.667	108.7	1:49.701	79.85	6.172	09:09:35.761
6 -	33.964	93.4	18.814	121.7	28.830	72.7	25.399	113.9	1:47.007	81.86	3.478	09:11:22.768
7 -	33.394	93.0	18.929	102.4	30.033	76.0	25.297	108.0	1:47.653	81.37	4.124	09:13:10.421
8 -	33.681	91.4	18.888	118.3	27.906	77.9	25.121	107.7	1:45.596	82.95	2.067	09:14:56.017
9 -	34.026	93.7	19.233	101.9	28.907	69.8	25.508	111.6	1:47.674	81.35	4.145	09:16:43.691
10 -	33.039	95.0	18.572	120.0	28.009	78.5	25.076	110.7	1:44.696	83.66	1.167	09:18:28.387
11 -	33.386	92.6	18.639	119.4	27.614	80.5	24.495	117.1	1:44.134	84.12	0.605	09:20:12.521
12 -	32.485	97.5	18.596	113.1	27.900	81.9	24.703	111.2	1:43.684	(2) 84.48	0.155	09:21:56.205
13 -	33.198	97.9	18.357	120.0	27.788	75.8	24.770	112.9	1:44.113	(3) 84.13	0.584	09:23:40.318
14 -	32.686	96.6	18.348	122.4	27.735	79.4	24.760	115.7	1:43.529 (1)	84.61		09:25:23.847

P22		17		Wesley JONKER				Luyten Honda - Racing Family				
IDEAL LAP TIME : 1:43.451		BEST LAP TIME : 1:43.612				DIFFERENCE : 0.161						
LAP	SECTOR 1	SECTOR 2		SECTOR 3		SECTOR 4		LAP TIME	MPH	DIFF	TIME OF DAY	
1 -	OUTLAP	79.4	20.789	115.5	30.764	65.4	26.271	115.7	1:59.241	73.46	15.629	09:02:06.240
2 -	35.950	86.4	20.403	117.9	28.527	71.2	25.349	116.5	1:50.229	79.46	6.617	09:03:56.469
3 -	33.909	96.8	19.290	119.6	28.091	78.5	25.057	116.5	1:46.347	82.37	2.735	09:05:42.816
4 -	33.365	94.9	19.420	119.1	28.683	69.6	25.405	117.3	1:46.873	81.96	3.261	09:07:29.689
5 -	34.247	94.6	19.343	119.8	29.269	66.4	IN PIT		6:40.429	P 21.87	4:56.817	09:14:10.118
6 -	OUTLAP	83.7	20.446	120.9	28.886	73.7	25.487	117.3	1:53.966	76.86	10.354	09:16:04.084
7 -	34.163	94.7	19.487	120.4	28.369	79.0	25.072	116.7	1:47.091	81.79	3.479	09:17:51.175
8 -	34.105	96.1	19.248	120.4	27.967	78.5	25.076	116.5	1:46.396	82.33	2.784	09:19:37.571
9 -	33.784	97.1	19.152	120.4	29.299	79.1	24.846	116.5	1:47.081	81.80	3.469	09:21:24.652
10 -	34.180	95.8	19.598	121.1	27.615	81.0	24.708	117.3	1:46.101	(3) 82.56	2.489	09:23:10.753
11 -	33.196	95.8	19.016	121.3	27.091	81.9	24.454	118.3	1:43.757	(2) 84.42	0.145	09:24:54.510
12 -	32.984	95.7	19.049	121.3	26.997	81.4	24.582	118.7	1:43.612 (1)	84.54		09:26:38.122

P23		24		Tasia RODINK				Honda - Promemo Racing				
IDEAL LAP TIME : 1:43.516		BEST LAP TIME : 1:43.697				DIFFERENCE : 0.181						
LAP	SECTOR 1	SECTOR 2		SECTOR 3		SECTOR 4		LAP TIME	MPH	DIFF	TIME OF DAY	
1 -	OUTLAP	72.6	20.699	117.9	31.295	63.0	26.929	114.5	1:59.091	73.55	15.394	09:02:27.393
2 -	35.647	83.4	19.517	119.4	29.330	70.0	25.478	117.3	1:49.972	79.65	6.275	09:04:17.365
3 -	34.177	88.8	19.124	119.1	29.244	71.9	25.959	114.7	1:48.504	80.73	4.807	09:06:05.869
4 -	34.768	85.4	19.461	118.5	29.910	70.0	IN PIT		5:55.286	P 24.65	4:11.589	09:12:01.155
5 -	OUTLAP	81.6	19.703	117.9	29.679	76.0	26.352	114.5	1:57.543	74.52	13.846	09:13:58.698
6 -	34.701	91.6	19.051	120.4	28.987	73.5	25.644	114.5	1:48.383	80.82	4.686	09:15:47.081
7 -	34.169	92.6	19.265	118.9	28.853	74.7	25.082	114.9	1:47.369	81.58	3.672	09:17:34.450
8 -	33.721	92.9	18.906	120.0	28.308	75.8	24.800	115.1	1:45.735	82.84	2.038	09:19:20.185

Brands Hatch GP
Circuit Length = 2.4332 miles
Start: 09:00 Flag 09:25 End: 09:26

Weather / Track : Cloudy / Drying

MCRCB BULLETIN TK069

2015 MCE British Superbike Championship - Round 12

2015 HEL British Motostar Championship

QUALIFYING - SECTOR ANALYSIS

SECTOR 1 = FL to I1, SECTOR 2 = I1 to I2 SECTOR 3 = I2 to I3, SECTOR 4 = I3 to FL, DIFF = Difference To Personal Best Lap

9 -	33.204	97.9	18.631	120.4	27.940	78.3	24.511	116.9	1:44.286	83.99	0.589	09:21:04.471
10 -	32.919	97.1	18.649	120.2	27.858	79.5	24.636	115.7	1:44.062 (3)	84.17	0.365	09:22:48.533
11 -	32.833	95.4	18.472	120.4	28.057	82.7	24.526	116.9	1:43.888 (2)	84.32	0.191	09:24:32.421
12 -	32.868	98.3	18.618	120.2	27.772	78.9	24.439	118.3	1:43.697 (1)	84.47		09:26:16.118

P24 11		Stephen CAMPBELL				Honda - Campbell Racing						
IDEAL LAP TIME : 1:43.497		BEST LAP TIME : 1:43.786				DIFFERENCE : 0.289						
LAP	SECTOR 1	SECTOR 2		SECTOR 3		SECTOR 4		LAP TIME	MPH	DIFF	TIME OF DAY	
1 -	OUTLAP	73.0	21.816	115.5	30.780	62.6	26.462	112.5	1:58.482	73.93	14.696	09:02:30.113
2 -	36.089	89.7	20.286	116.9	29.499	66.2	25.971	113.1	1:51.845	78.32	8.059	09:04:21.958
3 -	35.459	86.7	19.947	115.9	29.397	63.4	25.985	112.7	1:50.788	79.06	7.002	09:06:12.746
4 -	35.491	83.5	19.948	119.4	28.833	69.6	25.493	112.4	1:49.765	79.80	5.979	09:08:02.511
5 -	34.487	90.3	19.489	118.3	29.163	70.0	25.483	113.5	1:48.622	80.64	4.836	09:09:51.133
6 -	33.942	94.9	19.419	118.9	28.216	74.6	25.056	113.5	1:46.633	82.14	2.847	09:11:37.766
7 -	33.776	95.7	19.006	118.7	27.826	75.4	24.906	113.3	1:45.514	83.02	1.728	09:13:23.280
8 -	33.233	96.9	19.005	119.6	27.483	75.3	24.916	114.1	1:44.637	83.71	0.851	09:15:07.917
9 -	33.171	96.6	18.889	118.3	27.764	73.8	24.796	115.1	1:44.620	83.73	0.834	09:16:52.537
10 -	33.178	98.2	18.672	119.6	29.227	72.1	25.447	112.7	1:46.524	82.23	2.738	09:18:39.061
11 -	33.411	97.5	18.877	118.7	27.737	77.3	24.609	114.3	1:44.634	83.71	0.848	09:20:23.695
12 -	32.843	95.5	19.057	117.3	27.979	78.3	24.660	115.7	1:44.539 (3)	83.79	0.753	09:22:08.234
13 -	32.873	99.2	18.779	118.5	27.573	78.3	24.614	113.5	1:43.839 (2)	84.35	0.053	09:23:52.073
14 -	32.759	96.1	18.834	118.9	27.610	78.5	24.583	114.5	1:43.786 (1)	84.40		09:25:35.859

P25 21 M3		Richard KERR				Honda - Bob Wylie Racing						
IDEAL LAP TIME : 1:43.700		BEST LAP TIME : 1:44.007				DIFFERENCE : 0.307						
LAP	SECTOR 1	SECTOR 2		SECTOR 3		SECTOR 4		LAP TIME	MPH	DIFF	TIME OF DAY	
1 -	OUTLAP	82.3	20.629	112.5	30.465	70.1	26.942	111.6	1:58.933	73.65	14.926	09:02:03.571
2 -	35.167	91.3	19.589	119.8	28.411	75.1	25.971	115.9	1:49.138	80.26	5.131	09:03:52.709
3 -	35.271	92.6	19.463	119.8	28.152	69.9	25.804	115.7	1:48.690	80.59	4.683	09:05:41.399
4 -	34.302	88.7	19.339	118.9	28.410	73.4	25.606	115.9	1:47.657	81.36	3.650	09:07:29.056
5 -	34.353	96.8	19.243	118.7	28.535	72.8	IN PIT		3:17.697 P	44.30	1:33.690	09:10:46.753
6 -	OUTLAP	79.8	21.117	112.5	27.827	75.9	25.383	116.3	1:52.157	78.10	8.150	09:12:38.910
7 -	33.418	97.6	19.135	120.0	27.597	75.2	25.293	114.5	1:45.443	83.07	1.436	09:14:24.353
8 -	33.588	96.5	19.116	118.9	27.535	74.2	25.575	113.9	1:45.814	82.78	1.807	09:16:10.167
9 -	33.770	87.6	19.014	119.8	27.425	76.9	25.108	116.7	1:45.317	83.17	1.310	09:17:55.484
10 -	33.249	98.2	18.820	120.4	27.288	78.0	25.238	114.3	1:44.595	83.75	0.588	09:19:40.079
11 -	33.490	89.2	18.957	119.8	27.702	73.3	25.115	117.3	1:45.264	83.21	1.257	09:21:25.343
12 -	33.152	98.2	19.063	119.8	27.246	80.6	24.967	116.1	1:44.428 (3)	83.88	0.421	09:23:09.771
13 -	33.129	96.4	18.906	119.8	27.291	80.2	24.970	116.3	1:44.296 (2)	83.99	0.289	09:24:54.067
14 -	33.063	89.2	19.127	119.8	26.993	82.2	24.824	116.1	1:44.007 (1)	84.22		09:26:38.074

P26 27 M3		Georgina POLDEN				KTM - RS Racing						
IDEAL LAP TIME : 1:43.932		BEST LAP TIME : 1:44.125				DIFFERENCE : 0.193						
LAP	SECTOR 1	SECTOR 2		SECTOR 3		SECTOR 4		LAP TIME	MPH	DIFF	TIME OF DAY	
1 -	OUTLAP	85.3	19.548	124.2	29.482	71.3	26.185	118.9	1:54.069	76.79	9.944	09:08:36.677
2 -	35.477	96.5	18.906	124.9	29.615	70.4	25.745	119.4	1:49.743	79.82	5.618	09:10:26.420
3 -	34.477	96.1	18.674	124.2	28.301	78.2	24.901	120.0	1:46.353	82.36	2.228	09:12:12.773
4 -	34.300	96.8	18.760	125.6	28.086	77.7	25.009	120.0	1:46.155	82.51	2.030	09:13:58.928
5 -	34.568	92.3	18.763	126.6	28.232	77.1	25.130	114.7	1:46.693	82.10	2.568	09:15:45.621
6 -	33.659	93.0	18.891	120.9	28.082	75.1	24.994	117.5	1:45.626 (3)	82.93	1.501	09:17:31.247
7 -	33.450	93.0	18.630	122.6	27.673	78.6	IN PIT		3:26.338 P	42.45	1:42.213	09:20:57.585
8 -	OUTLAP	92.8	18.807	126.1	27.786	78.6	24.597	120.9	1:47.948	81.14	3.823	09:22:45.533
9 -	33.343	97.6	19.078	124.5	27.550	80.6	24.769	121.7	1:44.740 (2)	83.63	0.615	09:24:30.273
10 -	33.478	94.9	18.488	125.6	27.608	78.9	24.551	120.4	1:44.125 (1)	84.12		09:26:14.398

P27 13 M3		Sam BURMAN				Honda - WNT / Burman Racing						
IDEAL LAP TIME : 1:43.794		BEST LAP TIME : 1:44.325				DIFFERENCE : 0.531						
LAP	SECTOR 1	SECTOR 2		SECTOR 3		SECTOR 4		LAP TIME	MPH	DIFF	TIME OF DAY	
1 -	OUTLAP	88.0	19.711	120.0	29.635	70.7	25.654	118.1	1:53.664	77.06	9.339	09:08:03.101
2 -	34.888	92.9	19.150	123.8	29.305	71.6	25.869	117.5	1:49.212	80.20	4.887	09:09:52.313

Weather / Track : Cloudy / Drying

Brands Hatch GP
Circuit Length = 2.4332 miles
Start: 09:00 Flag 09:25 End: 09:26

MCRCB BULLETIN TK069

2015 MCE British Superbike Championship - Round 12

2015 HEL British Motostar Championship

QUALIFYING - SECTOR ANALYSIS

SECTOR 1 = FL to I1, SECTOR 2 = I1 to I2 SECTOR 3 = I2 to I3, SECTOR 4 = I3 to FL, DIFF = Difference To Personal Best Lap

3 -	34.331	97.2	18.916	123.5	28.386	72.3	25.231	119.4	1:46.864	81.97	2.539	09:11:39.177
4 -	33.727	97.1	18.791	124.5	28.101	77.5	25.162	119.8	1:45.781	82.81	1.456	09:13:24.958
5 -	33.799	94.6	18.950	124.2	28.216	76.6	25.295	118.1	1:46.260	82.43	1.935	09:15:11.218
6 -	33.627	97.1	18.770	124.2	27.954	81.1	24.954	119.4	1:45.305	(3) 83.18	0.980	09:16:56.523
7 -	33.246	96.6	18.715	124.5	28.015	77.7	25.362	120.9	1:45.338	83.15	1.013	09:18:41.861
8 -	34.143	96.1	18.617	124.9	28.507	75.7	24.961	119.4	1:46.228	82.46	1.903	09:20:28.089
9 -	34.260	91.3	19.319	123.3	28.220	80.0	24.613	119.8	1:46.412	82.32	2.087	09:22:14.501
10 -	32.862	97.9	18.524	123.8	28.047	76.6	24.892	118.9	1:44.325	(1) 83.96		09:23:58.826
11 -	33.215	97.2	18.744	123.8	27.795	80.9	24.889	118.9	1:44.643	(2) 83.71	0.318	09:25:43.469

P28 16		Andrew SAWFORD				Aprilia - St Neots Motorcycle Co Ltd						
IDEAL LAP TIME : 1:45.081		BEST LAP TIME : 1:45.360				DIFFERENCE : 0.279						
LAP	SECTOR 1	SECTOR 2		SECTOR 3		SECTOR 4		LAP TIME	MPH	DIFF	TIME OF DAY	
1 -	OUTLAP	71.1	22.343	111.6	32.759	65.8	27.625	113.3	2:05.683	69.69	20.323	09:02:16.455
2 -	35.427	86.5	20.242	117.7	30.181	69.3	26.893	114.3	1:52.743	77.69	7.383	09:04:09.198
3 -	34.124	90.3	19.537	119.1	28.976	75.1	25.648	115.9	1:48.285	80.89	2.925	09:05:57.483
4 -	34.014	91.4	19.517	118.7	28.784	73.2	25.501	115.9	1:47.816	81.24	2.456	09:07:45.299
5 -	34.263	94.5	19.258	117.7	29.521	70.9	IN PIT		5:39.344	P 25.81	3:53.984	09:13:24.643
6 -	OUTLAP	85.4	20.393	113.7	30.150	70.5	26.336	112.4	1:56.642	75.10	11.282	09:15:21.285
7 -	33.841	92.5	19.228	119.8	28.648	72.0	25.002	116.9	1:46.719	82.08	1.359	09:17:08.004
8 -	33.459	93.7	19.238	120.2	28.958	73.8	25.423	115.7	1:47.078	81.80	1.718	09:18:55.082
9 -	33.991	94.5	19.301	118.9	29.062	76.7	25.313	114.5	1:47.667	81.36	2.307	09:20:42.749
10 -	33.439	95.3	19.209	118.9	28.729	78.3	25.141	114.3	1:46.518	(3) 82.23	1.158	09:22:29.267
11 -	33.128	96.2	19.034	118.7	28.457	78.6	25.001	115.3	1:45.620	(2) 82.93	0.260	09:24:14.887
12 -	33.379	95.3	19.062	118.7	28.030	80.2	24.889	115.1	1:45.360	(1) 83.14		09:26:00.247

P29 7		Jamie ASHBY				Honda - SP125 / JPA Racing						
IDEAL LAP TIME : 1:45.742		BEST LAP TIME : 1:45.747				DIFFERENCE : 0.005						
LAP	SECTOR 1	SECTOR 2		SECTOR 3		SECTOR 4		LAP TIME	MPH	DIFF	TIME OF DAY	
1 -	OUTLAP	79.8	20.746	112.5	30.359	65.2	26.882	114.5	2:00.491	72.70	14.744	09:03:59.887
2 -	36.744	86.0	20.137	117.7	29.427	67.3	26.435	112.5	1:52.743	77.69	6.996	09:05:52.630
3 -	35.514	88.0	19.825	118.3	28.901	72.0	25.887	114.5	1:50.127	79.54	4.380	09:07:42.757
4 -	34.988	89.8	19.534	118.7	29.495	65.4	26.112	114.1	1:50.129	79.54	4.382	09:09:32.886
5 -	36.112	88.6	19.521	116.5	29.981	72.0	25.735	114.5	1:51.349	78.67	5.602	09:11:24.235
6 -	34.975	90.4	19.367	118.9	28.660	73.0	25.495	115.7	1:48.497	80.73	2.750	09:13:12.732
7 -	34.794	91.0	19.211	119.1	29.001	72.1	25.503	113.7	1:48.509	80.72	2.762	09:15:01.241
8 -	34.594	92.1	19.300	118.7	29.296	70.2	25.439	116.9	1:48.629	80.63	2.882	09:16:49.870
9 -	34.354	88.4	19.453	114.9	30.016	71.2	25.687	114.5	1:49.510	79.99	3.763	09:18:39.380
10 -	33.911	93.9	18.985	118.9	28.092	76.5	25.134	117.1	1:46.122	(2) 82.54	0.375	09:20:25.502
11 -	33.945	93.7	19.134	118.1	28.191	76.4	25.374	114.1	1:46.644	(3) 82.14	0.897	09:22:12.146
12 -	34.182	92.3	19.218	118.5	28.234	74.2	25.333	116.1	1:46.967	81.89	1.220	09:23:59.113
13 -	33.837	95.1	18.990	119.1	27.934	76.4	24.986	115.3	1:45.747	(1) 82.83		09:25:44.860

P30 87		Jamie EDWARDS				Nykos - Kinpac Racing						
IDEAL LAP TIME : 1:45.964		BEST LAP TIME : 1:45.964				DIFFERENCE : 0.000						
LAP	SECTOR 1	SECTOR 2		SECTOR 3		SECTOR 4		LAP TIME	MPH	DIFF	TIME OF DAY	
1 -	OUTLAP	77.5	20.404	117.1	30.427	70.1	26.240	116.7	1:57.101	74.80	11.137	09:02:20.199
2 -	35.640	93.3	19.472	113.9	29.765	72.0	26.180	116.1	1:51.057	78.87	5.093	09:04:11.256
3 -	35.120	93.3	19.273	118.3	29.590	76.0	25.474	115.1	1:49.457	80.02	3.493	09:06:00.713
4 -	34.787	92.1	19.457	116.9	29.034	79.2	25.338	116.1	1:48.616	80.64	2.652	09:07:49.329
5 -	34.420	96.2	19.196	118.1	29.548	79.7	25.406	115.7	1:48.570	80.68	2.606	09:09:37.899
6 -	34.518	96.0	19.350	117.9	29.218	74.7	25.826	115.1	1:48.912	80.43	2.948	09:11:26.811
7 -	35.098	92.1	19.609	118.5	29.164	74.4	25.805	113.9	1:49.676	79.87	3.712	09:13:16.487
8 -	34.243	96.0	18.999	118.3	28.781	79.8	25.239	115.7	1:47.262	(2) 81.66	1.298	09:15:03.749
9 -	34.141	96.6	19.060	119.4	29.015	78.2	25.225	116.1	1:47.441	(3) 81.53	1.477	09:16:51.190
10 -	33.895	97.5	19.127	118.7	29.194	75.4	25.917	113.7	1:48.133	81.00	2.169	09:18:39.323
11 -	36.895	91.9	19.830	103.8	29.262	81.8	IN PIT		3:50.123	P 38.06	2:04.159	09:22:29.446
12 -	OUTLAP	86.2	20.229	116.5	29.308	78.7	25.002	116.9	1:51.598	78.49	5.634	09:24:21.044
13 -	33.640	97.1	18.872	119.4	28.565	80.9	24.887	118.1	1:45.964	(1) 82.66		09:26:07.008

Weather / Track : Cloudy / Drying

Brands Hatch GP

Circuit Length = 2.4332 miles

Start: 09:00 Flag 09:25 End: 09:26

MCRCB BULLETIN TK069

2015 MCE British Superbike Championship - Round 12

2015 HEL British Motostar Championship

QUALIFYING - SECTOR ANALYSIS

SECTOR 1 = FL to I1, SECTOR 2 = I1 to I2 SECTOR 3 = I2 to I3, SECTOR 4 = I3 to FL, DIFF = Difference To Personal Best Lap

P31 4		Louis VALLELEY				KTM - CM Racing						
IDEAL LAP TIME : 1:46.368		BEST LAP TIME : 1:46.885				DIFFERENCE : 0.517						
LAP	SECTOR 1	SECTOR 2		SECTOR 3		SECTOR 4		LAP TIME	MPH	DIFF	TIME OF DAY	
1 -	OUTLAP	75.2	22.776	109.2	33.713	59.4	29.941	106.6	2:09.539	67.62	22.654	09:02:45.563
2 -	38.488	85.3	20.938	114.9	30.229	70.2	27.280	111.1	1:56.935	74.91	10.050	09:04:42.498
3 -	36.196	87.7	20.220	118.1	29.725	71.0	27.022	108.4	1:53.163	77.40	6.278	09:06:35.661
4 -	37.730	88.3	20.476	115.5	29.699	70.4	IN PIT		3:17.338	P 44.39	1:30.453	09:09:52.999
5 -	OUTLAP	86.8	20.329	116.5	29.253	73.8	26.846	111.2	1:55.422	75.89	8.537	09:11:48.421
6 -	34.927	90.8	19.781	118.1	28.508	73.9	25.951	113.1	1:49.167	80.24	2.282	09:13:37.588
7 -	35.726	89.5	20.183	117.1	28.667	77.2	25.820	113.5	1:50.396	79.34	3.511	09:15:27.984
8 -	34.644	90.6	20.003	117.5	28.891	77.0	25.810	112.4	1:49.348	80.10	2.463	09:17:17.332
9 -	34.416	91.8	19.841	116.5	29.034	78.5	25.504	113.5	1:48.795	80.51	1.910	09:19:06.127
10 -	34.193	87.9	19.595	118.1	28.388	79.3	25.555	112.2	1:47.731	81.31	0.846	09:20:53.858
11 -	34.579	92.3	19.633	117.5	28.310	82.2	25.089	113.5	1:47.611	(3) 81.40	0.726	09:22:41.469
12 -	34.049	94.5	19.257	118.3	28.263	80.8	25.316	112.9	1:46.885	(1) 81.95		09:24:28.354
13 -	34.699	91.1	19.461	119.1	27.973	81.4	25.439	113.9	1:47.572	(2) 81.43	0.687	09:26:15.926

P32 18		Clint CLARKE				Honda - Mark Torrance Electrical / Kabuto Helmets						
IDEAL LAP TIME : 1:46.987		BEST LAP TIME : 1:47.207				DIFFERENCE : 0.220						
LAP	SECTOR 1	SECTOR 2		SECTOR 3		SECTOR 4		LAP TIME	MPH	DIFF	TIME OF DAY	
1 -	OUTLAP	78.4	20.619	100.3	32.496	59.6	27.750	107.8	2:00.997	72.39	13.790	09:03:50.762
2 -	37.606	87.3	19.868	108.2	30.821	60.1	26.396	110.5	1:54.691	76.37	7.484	09:05:45.453
3 -	37.292	87.1	19.803	108.7	30.749	61.0	26.177	110.9	1:54.021	76.82	6.814	09:07:39.474
4 -	35.736	88.8	19.723	108.2	31.576	64.2	26.310	108.9	1:53.345	77.28	6.138	09:09:32.819
5 -	35.501	92.6	19.309	112.0	29.434	67.4	25.972	110.5	1:50.216	79.47	3.009	09:11:23.035
6 -	34.793	94.9	19.145	113.1	29.247	66.9	25.759	109.6	1:48.944	80.40	1.737	09:13:11.979
7 -	34.781	93.2	19.179	112.0	30.901	66.2	25.746	110.5	1:50.607	79.19	3.400	09:15:02.586
8 -	34.578	91.4	19.372	111.4	29.363	68.4	25.728	111.4	1:49.041	80.33	1.834	09:16:51.627
9 -	34.864	92.1	19.175	112.4	28.847	68.8	25.585	112.0	1:48.471	(3) 80.75	1.264	09:18:40.098
10 -	34.517	88.7	19.333	110.3	28.788	73.7	25.404	110.0	1:48.042	(2) 81.07	0.835	09:20:28.140
11 -	34.494	90.8	19.685	112.9	29.213	70.1	25.291	111.4	1:48.683	80.59	1.476	09:22:16.823
12 -	34.737	87.2	19.269	111.2	29.277	71.2	26.432	109.8	1:49.715	79.84	2.508	09:24:06.538
13 -	34.203	93.7	19.267	112.7	28.348	72.3	25.389	108.0	1:47.207	(1) 81.70		09:25:53.745

P33 10 M3		Justin WARING				Honda - Cresswell Racing						
IDEAL LAP TIME : 1:47.353		BEST LAP TIME : 1:48.210				DIFFERENCE : 0.857						
LAP	SECTOR 1	SECTOR 2		SECTOR 3		SECTOR 4		LAP TIME	MPH	DIFF	TIME OF DAY	
1 -	OUTLAP	69.9	21.240	112.0	31.478	67.1	26.970	113.5	2:01.079	72.34	12.869	09:02:08.697
2 -	36.830	83.5	19.951	112.9	30.109	71.2	26.040	115.3	1:52.930	77.56	4.720	09:04:01.627
3 -	35.237	80.8	20.204	107.0	29.859	73.7	25.980	114.9	1:51.280	78.71	3.070	09:05:52.907
4 -	35.598	78.9	19.634	111.2	30.076	74.1	25.552	115.5	1:50.860	79.01	2.650	09:07:43.767
5 -	34.739	83.6	19.504	118.1	29.794	73.1	25.642	116.9	1:49.679	79.86	1.469	09:09:33.446
6 -	35.624	85.9	19.426	116.5	29.617	74.0	25.373	116.3	1:50.040	79.60	1.830	09:11:23.486
7 -	34.773	82.7	19.292	111.4	29.374	74.0	25.466	116.5	1:48.905	80.43	0.695	09:13:12.391
8 -	34.543	90.4	19.061	119.8	29.271	76.1	25.335	115.5	1:48.210	(1) 80.95		09:15:00.601
9 -	34.699	82.4	19.437	115.9	29.390	76.3	25.580	116.7	1:49.106	80.28	0.896	09:16:49.707
10 -	34.244	89.2	19.599	113.1	29.555	76.2	26.129	112.0	1:49.527	79.97	1.317	09:18:39.234
11 -	34.980	81.2	19.082	120.0	28.876	75.4	25.585	114.3	1:48.523	(3) 80.71	0.313	09:20:27.757
12 -	34.438	83.5	19.548	112.4	29.224	74.9	25.172	115.3	1:48.382	(2) 80.82	0.172	09:22:16.139

P34 9		David WALES				Honda - TAD Racing						
IDEAL LAP TIME : 1:48.951		BEST LAP TIME : 1:49.656				DIFFERENCE : 0.705						
LAP	SECTOR 1	SECTOR 2		SECTOR 3		SECTOR 4		LAP TIME	MPH	DIFF	TIME OF DAY	
1 -	OUTLAP	65.2	21.607	113.3	33.623	56.3	28.142	109.2	2:04.903	70.13	15.247	09:02:14.685
2 -	37.799	76.6	20.634	112.2	31.825	60.0	27.119	110.5	1:57.377	74.62	7.721	09:04:12.062
3 -	35.901	81.4	20.287	115.1	30.689	63.2	27.078	107.7	1:53.955	76.87	4.299	09:06:06.017
4 -	35.937	80.7	20.038	115.7	30.237	68.5	26.384	110.7	1:52.596	77.79	2.940	09:07:58.613
5 -	35.152	83.3	20.409	112.4	31.436	66.1	26.615	112.0	1:53.612	77.10	3.956	09:09:52.225
6 -	35.162	88.4	20.067	114.9	29.643	70.8	26.133	111.4	1:51.005	78.91	1.349	09:11:43.230
7 -	34.988	83.7	20.115	113.9	29.886	70.6	26.090	110.9	1:51.079	78.86	1.423	09:13:34.309

Brands Hatch GP
Circuit Length = 2.4332 miles
Start: 09:00 Flag 09:25 End: 09:26

Weather / Track : Cloudy / Drying

MCRCB BULLETIN TK069

2015 MCE British Superbike Championship - Round 12

2015 HEL British Motostar Championship

QUALIFYING - SECTOR ANALYSIS

SECTOR 1 = FL to I1, SECTOR 2 = I1 to I2 SECTOR 3 = I2 to I3, SECTOR 4 = I3 to FL, DIFF = Difference To Personal Best Lap

8 -	34.338	85.9	19.786	118.1	29.673	72.2	26.061	110.3	1:49.858	(3)	79.73	0.202	09:15:24.167
9 -	34.837	90.0	19.683	115.5	29.281	74.3	26.076	109.6	1:49.877		79.72	0.221	09:17:14.044
10 -	34.478	84.2	20.093	113.5	29.414	69.7	26.255	108.9	1:50.240		79.46	0.584	09:19:04.284
11 -	35.173	84.3	19.722	115.9	29.941	70.7	25.775	112.9	1:50.611		79.19	0.955	09:20:54.895
12 -	34.561	85.1	20.045	116.9	29.866	72.3	25.649	112.9	1:50.121		79.54	0.465	09:22:45.016
13 -	34.507	86.3	19.687	114.3	29.618	72.3	25.845	111.8	1:49.657	(2)	79.88	0.001	09:24:34.673
14 -	34.624	87.6	19.695	115.1	29.463	74.3	25.874	110.3	1:49.656	(1)	79.88		09:26:24.329

P35	57	Roman RAJEK	Honda - Moto UK Racing										
IDEAL LAP TIME : 1:49.344			BEST LAP TIME : 1:50.338				DIFFERENCE : 0.994						

LAP	SECTOR 1	SECTOR 2	SECTOR 3	SECTOR 4	LAP TIME	MPH	DIFF	TIME OF DAY					
1 -	OUTLAP	69.9	21.174	112.7	31.589	63.1	27.019	109.1	2:02.520	71.49	12.182	09:02:09.166	
2 -	37.172	86.8	19.673	120.4	30.372	64.4	25.732	117.3	1:52.949	77.55	2.611	09:04:02.115	
3 -	36.125	81.6	19.554	118.7	29.760	69.7	25.832	117.9	1:51.271	(3)	78.72	0.933	09:05:53.386
4 -	35.917	80.4	19.676	114.7	30.233	70.9	25.630	116.5	1:51.456		78.59	1.118	09:07:44.842
5 -	35.252	87.7	19.361	116.9	30.233	71.0	26.171	113.9	1:51.017	(2)	78.90	0.679	09:09:35.859
6 -	35.493	84.6	19.361	119.1	30.142	74.4	25.342	117.1	1:50.338	(1)	79.39		09:11:26.197

MCRCB BULLETIN TK070**2015 MCE British Superbike Championship - Round 12****2015 HEL British Motostar Championship****QUALIFYING - BEST SPEEDS**

POS	INTERMEDIATE 1			INTERMEDIATE 2			INTERMEDIATE 3			FINISH LINE		
	NO	NAME	MPH	NO	NAME	MPH	NO	NAME	MPH	NO	NAME	MPH
1	95	DEROUE	107.0	95	DEROUE	132.1	26	SAEZ	92.0	6	TAYLOR	125.9
2	6	TAYLOR	104.3	47	ARCHER	131.5	25	BROUWERS	89.4	28	RAY	125.4
3	26	SAEZ	103.5	6	TAYLOR	129.8	86	NESBITT	89.3	95	DEROUE	125.2
4	62	VAN DER VALK	103.5	70	LONGSHAW	129.3	95	DEROUE	87.8	47	ARCHER	124.5
5	35	LODGE	102.4	52	BOERBOOM	129.0	52	BOERBOOM	87.2	52	BOERBOOM	124.2
6	47	ARCHER	102.2	28	RAY	128.0	62	VAN DER VALK	86.7	26	SAEZ	123.5
7	52	BOERBOOM	102.2	79	TAYLOR	128.0	47	ARCHER	86.2	79	TAYLOR	123.5
8	25	BROUWERS	101.3	26	SAEZ	127.0	70	LONGSHAW	85.9	62	VAN DER VALK	122.6
9	71	BEINLICH	100.9	27	POLDEN	126.6	6	TAYLOR	85.2	1	RENDELL	122.2
10	44	BEST	100.7	25	BROUWERS	126.3	35	LODGE	84.3	70	LONGSHAW	122.0
11	86	NESBITT	100.4	62	VAN DER VALK	126.3	3	CLAYTON	84.2	27	POLDEN	121.7
12	3	CLAYTON	100.1	35	LODGE	125.9	65	OWENS	84.2	2	THOMAS	121.5
13	28	RAY	99.8	1	RENDELL	125.2	1	RENDELL	83.8	35	LODGE	121.3
14	1	RENDELL	99.5	2	THOMAS	125.2	71	BEINLICH	83.5	13	BURMAN	120.9
15	11	CAMPBELL	99.2	13	BURMAN	124.9	8	TOMS	83.4	25	BROUWERS	120.2
16	2	THOMAS	99.1	71	BEINLICH	124.7	24	RODINK	82.7	8	TOMS	119.8
17	79	TAYLOR	98.9	65	OWENS	123.3	4	VALLELEY	82.2	71	BEINLICH	118.9
18	24	RODINK	98.3	8	TOMS	123.1	21	KERR	82.2	17	JONKER	118.7
19	70	LONGSHAW	98.3	42	SLOOTEN	122.4	17	JONKER	81.9	34	DELVES	118.7
20	21	KERR	98.2	34	DELVES	121.7	42	SLOOTEN	81.9	24	RODINK	118.3
21	13	BURMAN	97.9	3	CLAYTON	121.3	87	EDWARDS	81.8	87	EDWARDS	118.1
22	42	SLOOTEN	97.9	17	JONKER	121.3	79	TAYLOR	81.6	86	NESBITT	118.1
23	27	POLDEN	97.6	86	NESBITT	120.9	13	BURMAN	81.1	44	BEST	117.9
24	34	DELVES	97.5	57	RAJEK	120.6	28	RAY	81.1	57	RAJEK	117.9
25	87	EDWARDS	97.5	21	KERR	120.4	2	THOMAS	80.9	65	OWENS	117.7
26	8	TOMS	97.2	24	RODINK	120.4	27	POLDEN	80.6	3	CLAYTON	117.5
27	17	JONKER	97.1	98	DE VRIES	120.4	16	SAWFORD	80.2	21	KERR	117.3
28	65	OWENS	97.1	16	SAWFORD	120.2	34	DELVES	80.2	42	SLOOTEN	117.3
29	16	SAWFORD	96.2	10	WARING	120.0	11	CAMPBELL	78.5	7	ASHBY	117.1
30	7	ASHBY	95.1	11	CAMPBELL	119.6	44	BEST	77.8	10	WARING	116.9
31	18	CLARKE	94.9	87	EDWARDS	119.4	7	ASHBY	76.5	16	SAWFORD	116.9
32	4	VALLELEY	94.5	4	VALLELEY	119.1	10	WARING	76.3	11	CAMPBELL	115.7
33	10	WARING	90.4	7	ASHBY	119.1	57	RAJEK	74.4	4	VALLELEY	113.9
34	9	WALES	90.0	44	BEST	118.9	9	WALES	74.3	9	WALES	112.9
35	57	RAJEK	89.1	9	WALES	118.1	18	CLARKE	73.7	18	CLARKE	112.0
36	98	DE VRIES	88.1	18	CLARKE	113.1						

Weather / Track : Cloudy / Drying

Results can be found at www.tsl-timing.com

Brands Hatch GP

Circuit Length = 2.4332 miles

Start: 09:00 Flag 09:25 End: 09:26

Printed - 09:29 Saturday, 17 October 2015

MCRCB BULLETIN TK071

2015 MCE British Superbike Championship - Round 12

2015 HEL British Motostar Championship

QUALIFYING - BEST SECTORS

SECTOR 1				SECTOR 2		SECTOR 3		SECTOR 4		IDEAL / BEST COMPARISON								
POS	NO	NAME	TIME	NO	NAME	TIME	NO	NAME	TIME	POS	NO	NAME	IDEAL	BEST	DIFF			
													PERFECT LAP	1:37.277				
1	95	DEROUE	30.998	95	DEROUE	17.348	6	TAYLOR	25.533	25	BROUWER	23.398	1	6	TAYLOR	1:37.971	1:38.452	0.481
2	26	SAEZ	31.143	6	TAYLOR	17.603	25	BROUWER	25.559	28	RAY	23.426	2	25	BROUWERS	1:38.343	1:38.382	0.039
3	6	TAYLOR	31.260	26	SAEZ	17.827	86	NESBITT	25.991	95	DEROUE	23.518	3	95	DEROUE	1:38.517	1:38.964	0.447
4	25	BROUWER	31.383	47	ARCHER	17.850	26	SAEZ	26.052	26	SAEZ	23.574	4	26	SAEZ	1:38.596	1:38.723	0.127
5	62	VAN DER	31.412	62	VAN DER	17.881	28	RAY	26.321	6	TAYLOR	23.575	5	86	NESBITT	1:39.156	1:39.237	0.081
6	86	NESBITT	31.462	52	BOERBOO	17.957	62	VAN DER	26.342	86	NESBITT	23.652	6	62	VAN DER VALK	1:39.323	1:39.331	0.008
7	47	ARCHER	31.474	70	LONGSHA	17.989	47	ARCHER	26.476	62	VAN DER	23.688	7	47	ARCHER	1:39.504	1:39.624	0.120
8	1	RENDELL	31.818	28	RAY	17.995	35	LODGE	26.584	47	ARCHER	23.704	8	28	RAY	1:39.693	1:39.693	0.000
9	65	OWENS	31.949	1	RENDELL	18.001	52	BOERBOO	26.600	35	LODGE	23.847	9	35	LODGE	1:40.439	1:40.529	0.090
10	28	RAY	31.951	25	BROUWER	18.003	65	OWENS	26.653	52	BOERBOO	23.870	10	52	BOERBOOM	1:40.482	1:40.482	0.000
11	35	LODGE	31.968	35	LODGE	18.040	95	DEROUE	26.653	79	TAYLOR	23.888	11	1	RENDELL	1:40.672	1:41.101	0.429
12	52	BOERBOO	32.055	86	NESBITT	18.051	79	TAYLOR	26.689	65	OWENS	23.929	12	79	TAYLOR	1:40.838	1:41.191	0.353
13	3	CLAYTON	32.113	79	TAYLOR	18.069	1	RENDELL	26.781	1	RENDELL	24.072	13	65	OWENS	1:40.926	1:41.086	0.160
14	79	TAYLOR	32.192	71	BEINLIC	18.167	21	KERR	26.993	8	TOMS	24.174	14	2	THOMAS	1:42.008	1:42.008	0.000
15	2	THOMAS	32.279	2	THOMAS	18.346	17	JONKER	26.997	34	DELVES	24.243	15	70	LONGSHAW	1:42.050	1:42.310	0.260
16	44	BEST	32.367	42	SLOOTEN	18.348	2	THOMAS	27.060	2	THOMAS	24.323	16	34	DELVES	1:42.340	1:42.340	0.000
17	70	LONGSHA	32.367	44	BEST	18.360	34	DELVES	27.061	71	BEINLIC	24.362	17	71	BEINLICH	1:42.565	1:43.178	0.613
18	34	DELVES	32.374	65	OWENS	18.395	70	LONGSHA	27.315	70	LONGSHA	24.379	18	3	CLAYTON	1:42.750	1:43.146	0.396
19	42	SLOOTEN	32.485	24	RODINK	18.472	8	TOMS	27.451	24	RODINK	24.439	19	44	BEST	1:42.899	1:43.359	0.460
20	71	BEINLIC	32.485	27	POLDEN	18.488	11	CAMPBEL	27.483	17	JONKER	24.454	20	42	SLOOTEN	1:42.942	1:43.529	0.587
21	11	CAMPBEL	32.759	13	BURMAN	18.524	3	CLAYTON	27.513	42	SLOOTEN	24.495	21	8	TOMS	1:42.980	1:43.064	0.084
22	8	TOMS	32.820	8	TOMS	18.535	27	POLDEN	27.550	44	BEST	24.522	22	17	JONKER	1:43.451	1:43.612	0.161
23	24	RODINK	32.833	3	CLAYTON	18.540	71	BEINLIC	27.551	27	POLDEN	24.551	23	11	CAMPBELL	1:43.497	1:43.786	0.289
24	13	BURMAN	32.862	34	DELVES	18.662	42	SLOOTEN	27.614	11	CAMPBEL	24.583	24	24	RODINK	1:43.516	1:43.697	0.181
25	17	JONKER	32.984	11	CAMPBEL	18.672	44	BEST	27.650	3	CLAYTON	24.584	25	21	KERR	1:43.700	1:44.007	0.307
26	21	KERR	33.063	21	KERR	18.820	24	RODINK	27.772	13	BURMAN	24.613	26	13	BURMAN	1:43.794	1:44.325	0.531
27	16	SAWFORD	33.128	87	EDWARDS	18.872	13	BURMAN	27.795	21	KERR	24.824	27	27	POLDEN	1:43.932	1:44.125	0.193
28	27	POLDEN	33.343	7	ASHBY	18.985	7	ASHBY	27.934	87	EDWARDS	24.887	28	16	SAWFORD	1:45.081	1:45.360	0.279
29	87	EDWARDS	33.640	17	JONKER	19.016	4	VALLELE	27.973	16	SAWFORD	24.889	29	7	ASHBY	1:45.742	1:45.747	0.005
30	7	ASHBY	33.837	16	SAWFORD	19.034	16	SAWFORD	28.030	7	ASHBY	24.986	30	87	EDWARDS	1:45.964	1:45.964	0.000
31	4	VALLELE	34.049	10	WARING	19.061	18	CLARKE	28.348	4	VALLELE	25.089	31	4	VALLELEY	1:46.368	1:46.885	0.517
32	18	CLARKE	34.203	18	CLARKE	19.145	87	EDWARDS	28.565	10	WARING	25.172	32	18	CLARKE	1:46.987	1:47.207	0.220
33	10	WARING	34.244	4	VALLELE	19.257	10	WARING	28.876	18	CLARKE	25.291	33	10	WARING	1:47.353	1:48.210	0.857
34	9	WALES	34.338	57	RAJEK	19.361	9	WALES	29.281	57	RAJEK	25.342	34	9	WALES	1:48.951	1:49.656	0.705
35	57	RAJEK	35.252	98	DE VRIE	19.383	57	RAJEK	29.389	9	WALES	25.649	35	57	RAJEK	1:49.344	1:50.338	0.994
36				9	WALES	19.683												

Weather / Track : Cloudy / Drying

Results can be found at www.tsl-timing.com

Brands Hatch GP

Circuit Length = 2.4332 miles

Start: 09:00 Flag 09:25 End: 09:26

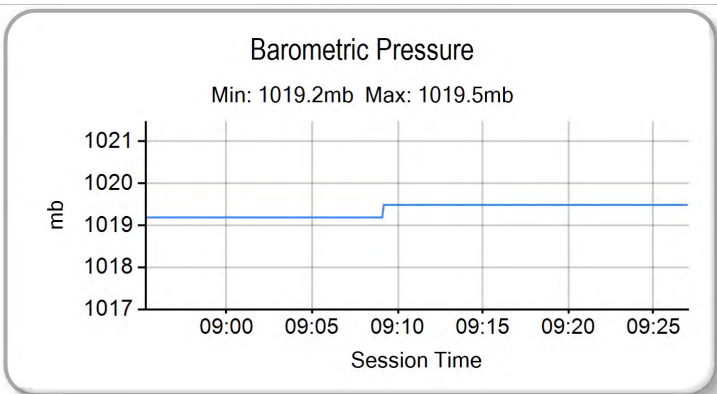
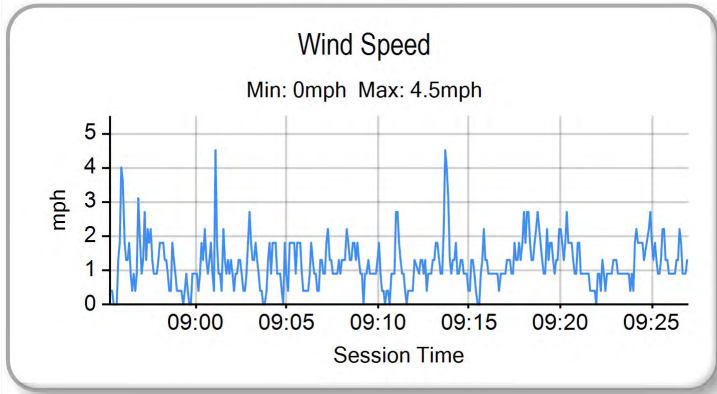
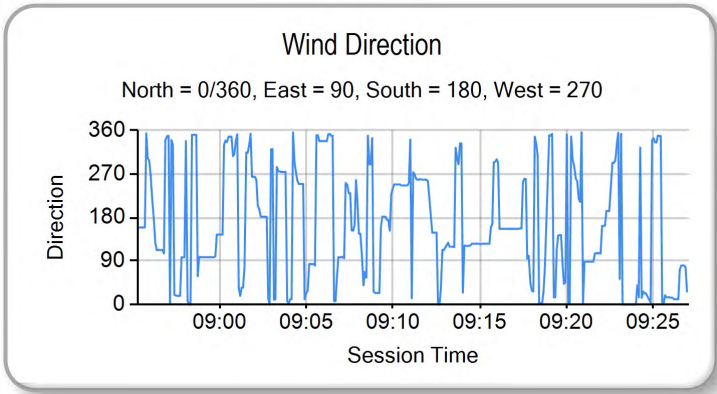
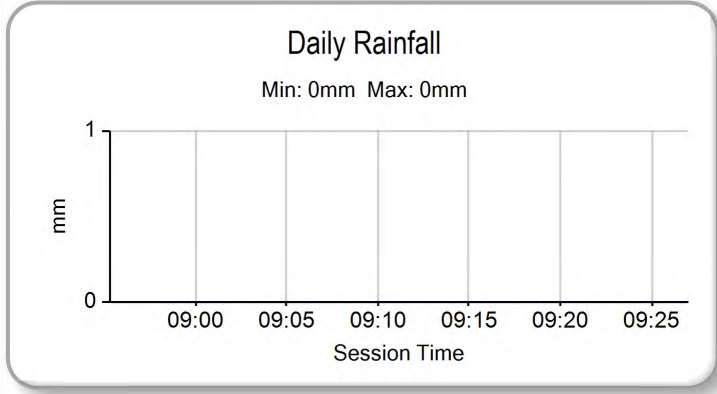
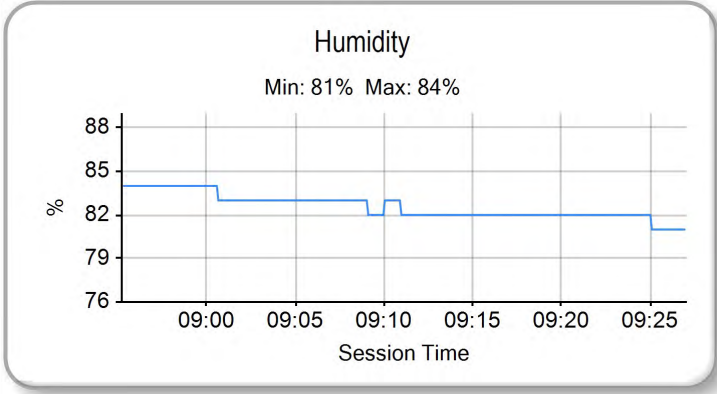
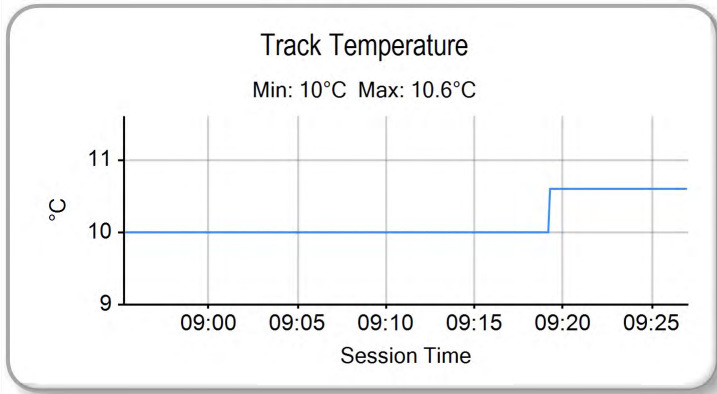
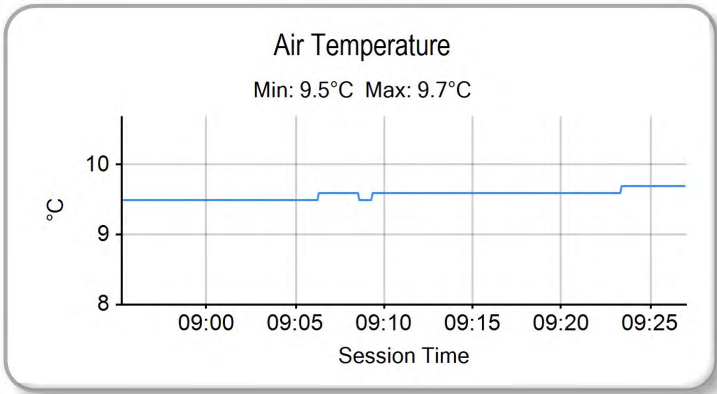
Printed - 09:29 Saturday, 17 October 2015

MCRCB BULLETIN TK072

2015 MCE British Superbike Championship - Round 12

2015 HEL British Motostar Championship

QUALIFYING - WEATHER CONDITIONS



Weather / Track : Cloudy / Drying

Results can be found at www.tsl-timing.com

Brands Hatch GP
Circuit Length = 2.4332 miles
Start: 09:00 Flag 09:25 End: 09:26

Printed - 09:27 Saturday, 17 October 2015



ROW 12	36	98	Tomas DE VRIES	1:50.338	35	57	Roman RAJEK	1:49.656	34	9	David WALES
ROW 11				1:48.210	33	10	Justin WARING	1:47.207	32	18	Clint CLARKE
									31	4	Louis VALLELEY
ROW 10	30	87	Jamie EDWARDS	1:45.964	29	7	Jamie ASHBY	1:45.747	28	16	Andrew SAWFORD
ROW 9				1:44.325	27	13	Sam BURMAN	1:44.125	26	27	Georgina POLDEN
									25	21	Richard KERR
ROW 8	24	11	Stephen CAMPBELL	1:43.786	23	24	Tasia RODINK	1:43.697	22	17	Wesley JONKER
ROW 7				1:43.529	21	42	Brian SLOOTEN	1:43.359	20	44	Edmund BEST
									19	71	Christoph BEINLICH
ROW 6	18	3	Mark CLAYTON	1:43.146	17	8	TJ TOMS	1:43.064	16	34	Liam DELVES
ROW 5				1:42.310	15	70	Ryan LONGSHAW	1:42.008	14	2	Joe THOMAS
									13	79	Chris TAYLOR
ROW 4	12	1	Edward RENDELL	1:41.101	11	65	Josh OWENS	1:41.086	10	35	Elliot LODGE
ROW 3				1:40.482	9	52	Jorel BOERBOOM	1:39.693	8	28	Bradley RAY
									7	47	Jake ARCHER
ROW 2	6	62	Vasco VAN DER VALK	1:39.331	5	86	Charlie NESBITT	1:39.237	4	95	Scott DEROUÉ
ROW 1				1:38.723	3	26	Dani SAEZ	1:38.452	2	6	Taz TAYLOR
									1	25	Mike BROUWERS
											Pole

#71 Re-instated

Brands Hatch GP
Circuit Length = 2.4332 miles

These results are provisional until the conclusion of any judicial and technical matters.

Race Director :	Stewards :	Timekeeper :
-----------------	------------	--------------

Results can be found at www.britishsuperbike.com

Printed - 13:00 Saturday, 17 October 2015





POS	NO	CL	PIC NAME	ENTRY	LAPS	TIME	GAP	DIFF	MPH	BEST	ON
1	6		1 Taz TAYLOR	Honda - RS Racing	10	16:02.625			90.99	1:34.795	3
2	95	M3	1 Scott DEROUE	KTM - Redline KTM	10	16:02.627	0.002	0.002	90.99	1:34.719	8
3	26	M3	2 Dani SAEZ	Repli-Cast Moto 3 - Repli-Cast - Armstrong	10	16:06.747	4.122	4.120	90.61	1:35.111	7
4	1	M3	3 Edward RENDELL	Ten Kate Honda - Banks Racing	10	16:06.879	4.254	0.132	90.59	1:35.344	7
5	25	M3	4 Mike BROUWERS	Honda - Joma / Brouwersracingteam	10	16:06.904	4.279	0.025	90.59	1:35.314	7
6	47	M3	5 Jake ARCHER	Honda - RS Racing	10	16:13.058	10.433	6.154	90.02	1:35.703	10
7	62	M3	6 Vasco VAN DER VALK	Honda - Team ILR / Vasco62.nl	10	16:13.181	10.556	0.123	90.01	1:35.886	10
8	52	M3	7 Jorel BOERBOOM	Kalex KTM - FPW Racing	10	16:21.166	18.541	7.985	89.27	1:36.835	4
9	35	M3	8 Elliot LODGE	Honda - Essential Team Racing / SP125	10	16:21.245	18.620	0.079	89.27	1:36.423	5
10	79	M3	9 Chris TAYLOR	KTM - Hodges Racing	10	16:30.482	27.857	9.237	88.44	1:37.084	10
11	86	M3	10 Charlie NESBITT	Repli-Cast Moto 3 - Repli-Cast UK	10	16:30.534	27.909	0.052	88.43	1:37.421	10
12	28		2 Bradley RAY	EE125 - FAB-Racing	10	16:32.072	29.447	1.538	88.29	1:37.701	9
13	42	M3	11 Brian SLOOTEN	Honda - Bakker Frames Holland	10	16:43.484	40.859	11.412	87.29	1:38.669	8
14	70	M3	12 Ryan LONGSHAW	Kalex KTM - FPW Racing	10	16:45.161	42.536	1.677	87.14	1:38.628	9
15	71	M3	13 Christoph BEINLICH	Honda - Beinlich Racing Team	10	16:45.573	42.948	0.412	87.11	1:38.911	6
16	44	M3	14 Edmund BEST	Honda - SymCirrus Motorsport	10	16:45.633	43.008	0.060	87.10	1:38.774	10
17	2	M3	15 Joe THOMAS	Honda - Team ILR	10	16:45.732	43.107	0.099	87.09	1:38.798	10
18	65		3 Josh OWENS	Honda - JPL Racing	10	16:45.876	43.251	0.144	87.08	1:38.755	10
19	98	M3	16 Tomas DE VRIES	Honda - DAT Racing	10	16:46.996	44.371	1.120	86.98	1:37.631	9
20	27	M3	17 Georgina POLDEN	KTM - RS Racing	10	16:51.552	48.927	4.556	86.59	1:39.192	10
21	21	M3	18 Richard KERR	Honda - Bob Wylie Racing	10	16:51.694	49.069	0.142	86.58	1:39.515	9
22	8	M3	19 TJ TOMS	Repli-Cast Moto 3 - Repli-Cast UK	10	16:57.750	55.125	6.056	86.07	1:40.246	8
23	17		4 Wesley JONKER	Luyten Honda - Racing Family	10	17:02.363	59.738	4.613	85.68	1:39.836	4
24	34		5 Liam DELVES	Honda - Crucials Sauce / Banks Racing	10	17:08.527	1:05.902	6.164	85.16	1:40.773	5
25	11		6 Stephen CAMPBELL	Honda - Campbell Racing	10	17:08.752	1:06.127	0.225	85.15	1:40.556	10
26	16		7 Andrew SAWFORD	Aprilia - St Neots Motorcycle Co Ltd	10	17:08.870	1:06.245	0.118	85.14	1:40.171	7
27	3		8 Mark CLAYTON	Honda - SP125 / Refined Recruitment	10	17:10.025	1:07.400	1.155	85.04	1:41.061	10
28	24		9 Tasia RODINK	Honda - Promemo Racing	10	17:10.218	1:07.593	0.193	85.02	1:41.016	4
29	87		10 Jamie EDWARDS	Nykos - Kinpac Racing	10	17:12.034	1:09.409	1.816	84.87	1:40.830	7
30	7		11 Jamie ASHBY	Honda - SP125 / JPA Racing	10	17:26.492	1:23.867	14.458	83.70	1:43.113	10
31	18		12 Clint CLARKE	Honda - Mark Torrance Electrical / Kabuto Helmets	10	17:27.553	1:24.928	1.061	83.62	1:43.043	3
32	10	M3	20 Justin WARING	Honda - Cresswell Racing	9	16:05.262	1 Lap	1 Lap	81.67	1:45.397	2
33	9		13 David WALES	Honda - TAD Racing	9	16:44.926	1 Lap	39.664	78.45	1:49.488	5

NOT CLASSIFIED

DNF	13	M3	Sam BURMAN	Honda - WNT / Burman Racing	8	13:46.295	2 Laps	1 Lap	84.81	1:40.803	4
DNF	57		Roman RAJEK	Honda - Moto UK Racing	7	12:28.118	3 Laps	1 Lap	81.96	1:43.622	7
DNF	4		Louis VALLELEY	KTM - CM Racing	3	5:20.027	7 Laps	4 Laps	82.11	1:42.208	3

FASTEST LAP

	95	M3	Scott DEROUE	KTM - Redline KTM	8	1:34.719			92.48 mph	148.83 kph	
	6		Taz TAYLOR	Honda - RS Racing	3	1:34.795			92.40 mph	148.71 kph	

Brands Hatch GP

Circuit Length = 2.4332 miles

Start: 14:28 Flag 14:44 End: 14:46

Weather / Track : Cloudy / Dry

These results are provisional until the conclusion of any judicial and technical matters.

Race Director :	Stewards :	Timekeeper :
-----------------	------------	--------------

Results can be found at www.britishsuperbike.com

Printed - 14:46 Saturday, 17 October 2015

MCRCB BULLETIN TK130

2015 MCE British Superbike Championship - Round 12

2015 HEL British Motostar Championship

RACE 2 - LAP CHART

LAP 1 @ 14:30:05.236		
NO	BEHIND	LAP TIME

95		1:42.256
25	0.239	1:42.495
26	0.556	1:42.812
1	1.397	1:43.653
62	2.214	1:44.470
47	2.940	1:45.196
52	2.996	1:45.252
6	3.631	1:45.887
28	3.702	1:45.958
35	3.755	1:46.011
86	4.814	1:47.070
79	4.996	1:47.252
70	5.663	1:47.919
2	6.053	1:48.309
44	6.327	1:48.583
42	6.458	1:48.714
21	7.367	1:49.623
65	7.566	1:49.822
71	7.879	1:50.135
8	8.637	1:50.893
3	9.310	1:51.566
13	9.575	1:51.831
27	10.158	1:52.414
34	10.182	1:52.438
11	10.520	1:52.776
98	10.724	1:52.980
17	10.935	1:53.191
18	11.725	1:53.981
4	12.151	1:54.407
7	12.568	1:54.824
87	12.617	1:54.873
24	13.463	1:55.719
10	13.612	1:55.868
57	13.918	1:56.174
16	14.144	1:56.400
9	17.810	2:00.066

LAP 2 @ 14:31:42.185		
NO	BEHIND	LAP TIME

95		1:36.949
25	0.292	1:37.002
26	0.418	1:36.811
1	0.494	1:36.046
62	1.904	1:36.639
47	3.468	1:37.477
6	3.558	1:36.876
52	3.770	1:37.723
35	4.142	1:37.336
28	5.604	1:38.851
86	5.759	1:37.894
79	7.085	1:39.038
70	9.184	1:40.470
44	9.544	1:40.166
2	9.587	1:40.483
42	9.684	1:40.175
71	10.926	1:39.996
65	11.419	1:40.802
21	12.240	1:41.822
8	13.196	1:41.508
27	13.416	1:40.207
13	14.771	1:42.145
3	14.810	1:42.449

98	14.844	1:41.069
34	15.067	1:41.834
17	15.783	1:41.797
11	16.529	1:42.958
87	18.513	1:42.845
4	18.614	1:43.412
18	19.041	1:44.265
24	19.094	1:42.580
7	20.045	1:44.426
16	20.094	1:42.899
10	22.060	1:45.397
57	22.280	1:45.311
9	30.903	1:50.042

LAP 3 @ 14:33:18.381		
NO	BEHIND	LAP TIME

95		1:36.196
1	0.377	1:36.079
25	0.436	1:36.340
26	1.117	1:36.895
6	2.157	1:34.795
62	2.221	1:36.513
47	3.668	1:36.396
52	4.443	1:36.869
35	5.530	1:37.584
28	8.167	1:38.759
86	8.323	1:38.760
79	9.577	1:38.688
70	13.271	1:40.283
2	13.612	1:40.221
42	13.691	1:40.203
44	13.797	1:40.449
71	14.230	1:39.500
65	15.090	1:39.867
27	17.330	1:40.110
21	17.520	1:41.476
8	18.377	1:41.377
13	19.770	1:41.195
98	19.847	1:41.199
17	20.993	1:41.406
3	21.094	1:42.480
34	21.151	1:42.280
11	22.454	1:42.121
87	24.273	1:41.956
4	24.626	1:42.208
16	25.191	1:41.293
24	25.814	1:42.916
18	25.888	1:43.043
7	27.415	1:43.566
10	31.659	1:45.795
57	31.929	1:45.845
9	44.606	1:49.899

LAP 4 @ 14:34:54.325		
NO	BEHIND	LAP TIME

95		1:35.944
1	0.381	1:35.948
25	0.624	1:36.132
26	0.863	1:35.690
6	1.035	1:34.822
62	2.471	1:36.194
47	4.189	1:36.465
52	5.334	1:36.835
35	6.614	1:37.028

28	10.766	1:38.543
86	10.853	1:38.474
79	12.302	1:38.669
2	17.345	1:39.677
42	17.478	1:39.731
70	17.536	1:40.209
44	17.864	1:40.011
71	17.916	1:39.630
65	18.104	1:38.958
27	21.196	1:39.810
21	21.917	1:40.341
8	22.886	1:40.453
98	23.008	1:39.105
13	24.629	1:40.803
17	24.885	1:39.836
34	26.002	1:40.795
3	27.019	1:41.869
11	28.850	1:42.340
87	29.901	1:41.572
16	30.118	1:40.871
24	30.886	1:41.016
18	33.239	1:43.295
7	34.929	1:43.458
10	42.677	1:46.962
57	43.021	1:47.036
9	59.387	1:50.725

LAP 5 @ 14:36:30.344		
NO	BEHIND	LAP TIME

6		1:34.984
95	0.032	1:36.051
1	0.115	1:35.753
25	0.378	1:35.773
26	1.073	1:36.229
62	2.858	1:36.406
47	4.754	1:36.584
52	6.631	1:37.316
35	7.018	1:36.423
28	13.193	1:38.446
86	13.345	1:38.511
79	14.608	1:38.325
2	21.058	1:39.732
70	21.109	1:39.592
42	21.152	1:39.693
44	21.561	1:39.716
71	21.733	1:39.836
65	21.992	1:39.907
27	25.106	1:39.929
21	25.858	1:39.960
98	26.035	1:39.046
8	27.677	1:40.810
13	30.411	1:41.801
17	30.531	1:41.665
34	30.756	1:40.773
3	32.873	1:41.873
87	35.459	1:41.577
16	35.513	1:41.414
24	35.979	1:41.112
11	36.321	1:43.490
18	40.956	1:43.736
7	42.464	1:43.554
57	52.450	1:45.448
10	53.612	1:46.954
9	1:12.856	1:49.488

LAP 6 @ 14:38:05.172		
NO	BEHIND	LAP TIME

6		1:34.828
95	0.446	1:35.242
1	1.111	1:35.824
25	1.332	1:35.782
26	1.608	1:35.363
62	4.909	1:36.879
47	6.229	1:36.303
52	8.978	1:37.175
35	9.065	1:36.875
28	16.862	1:38.497
86	16.960	1:38.443
79	17.624	1:37.844
70	25.243	1:38.962
2	25.421	1:39.191
42	25.607	1:39.283
71	25.816	1:38.911
44	26.113	1:39.380
65	26.268	1:39.104
27	30.010	1:39.732
98	30.182	1:38.975
21	30.752	1:39.722
8	33.206	1:40.357
17	37.003	1:41.300
13	39.069	1:43.486
34	39.264	1:43.336
3	40.041	1:41.996
16	42.126	1:41.441
87	42.155	1:41.524
24	42.334	1:41.183
11	42.917	1:41.424
18	50.373	1:44.245
7	50.779	1:43.143
57	1:02.304	1:44.682
10	1:04.790	1:46.006
9	1:27.856	1:49.828

LAP 7 @ 14:39:40.016		
NO	BEHIND	LAP TIME

6		1:34.844
95	0.524	1:34.922
1	1.611	1:35.344
25	1.802	1:35.314
26	1.875	1:35.111
62	6.974	1:36.909
47	7.729	1:36.344
52	11.472	1:37.338
35	11.565	1:37.344
86	20.528	1:38.412
28	20.878	1:38.860
79	20.971	1:38.191
2	29.877	1:39.300
42	30.035	1:39.272
71	30.076	1:39.104
70	30.212	1:39.813
44	30.805	1:39.536
65	30.935	1:39.511
98	35.159	1:39.821
27	35.261	1:40.095
21	35.433	1:39.525
8	38.912	1:40.550
17	43.068	1:40.909
13	46.883	1:42.658

34	47.007	1:42.587
3	47.351	1:42.154
16	47.453	1:40.171
87	48.141	1:40.830
24	48.508	1:41.018
11	48.783	1:40.710
7	59.202	1:43.267
18	59.635	1:44.106
57	1:11.082	1:43.622
10	1:15.446	1:45.500

LAP 8 @ 14:41:15.165		
NO	BEHIND	LAP TIME

6		1:35.149
95	0.094	1:34.719
25	2.405	1:35.752
1	2.430	1:35.968
26	2.759	1:36.033
62	8.388	1:36.563
47	8.691	1:36.111
9	1 Lap	1:51.279
52	13.306	1:36.983
35	13.372	1:36.956
86	23.172	1:37.793
79	23.680	1:37.858
28	23.885	1:38.156
42	33.555	1:38.669
2	34.555	1:39.827
71	35.255	1:40.328
70	35.417	1:40.354
44	35.484	1:39.828
65	35.711	1:39.925
98	38.868	1:38.858
21	40.029	1:39.745
27	40.327	1:40.215
8	44.009	1:40.246
17	48.281	1:40.362
34	53.591	1:41.733
13	54.110	1:42.376
3	54.331	1:42.129
24	54.472	1:41.113
11	54.534	1:40.900
16	54.718	1:42.414
87	55.045	1:42.053
7	1:07.788	1:43.735
18	1:08.531	1:44.045
10	1:26.616	1:46.319

LAP 9 @ 14:42:49.962		
NO	BEHIND	LAP TIME

6		1:34.797
95	0.281	1:34.984
1	3.573	1:35.940
25	3.640	1:36.032
26	3.738	1:35.776
62	10.313	1:36.722
47	10.373	1:36.479
52	16.585	1:38.076
35	16.663	1:38.088
86	26.131	1:37.756
9	1 Lap	1:51.822
79	26.416	1:37.533
28	26.789	1:37.701
42	37.619	1:38.861

Brands Hatch GP

Circuit Length = 2.4332 miles

Start: 14:28 Flag 14:44 End: 14:46

Weather / Track : Cloudy / Dry

MCRCB BULLETIN TK130

2015 MCE British Superbike Championship - Round 12

2015 HEL British Motostar Championship

RACE 2 - LAP CHART

70	39.248	1:38.628
71	39.649	1:39.191
44	39.877	1:39.190
2	39.952	1:40.194
65	40.139	1:39.225
98	41.702	1:37.631
21	44.747	1:39.515
27	45.378	1:39.848
8	49.640	1:40.428
17	54.034	1:40.550
34	1:00.158	1:41.364
11	1:01.214	1:41.477
16	1:01.480	1:41.559
3	1:01.982	1:42.448
24	1:02.034	1:42.359
87	1:02.877	1:42.629
7	1:16.397	1:43.406
18	1:17.378	1:43.644

LAP 10 @ 14:44:25.605

NO	BEHIND	LAP TIME
6		1:35.643
95	0.002	1:35.364
10	1 Lap	1:46.461
26	4.122	1:36.027
1	4.254	1:36.324
25	4.279	1:36.282
47	10.433	1:35.703
62	10.556	1:35.886
52	18.541	1:37.599
35	18.620	1:37.600
79	27.857	1:37.084
86	27.909	1:37.421
28	29.447	1:38.301
42	40.859	1:38.883
9	1 Lap	1:51.777
70	42.536	1:38.931
71	42.948	1:38.942
44	43.008	1:38.774
2	43.107	1:38.798
65	43.251	1:38.755
98	44.371	1:38.312
27	48.927	1:39.192
21	49.069	1:39.965
8	55.125	1:41.128
17	59.738	1:41.347
34	1:05.902	1:41.387
11	1:06.127	1:40.556
16	1:06.245	1:40.408
3	1:07.400	1:41.061
24	1:07.593	1:41.202
87	1:09.409	1:42.175
7	1:23.867	1:43.113
18	1:24.928	1:43.193

Weather / Track : Cloudy / Dry

Results can be found at www.tsl-timing.com

Page 2 of 2

Brands Hatch GP
Circuit Length = 2.4332 miles
Start: 14:28 Flag 14:44 End: 14:46

Printed - 14:47 Saturday, 17 October 2015

MCRCB BULLETIN TK131

2015 MCE British Superbike Championship - Round 12

2015 HEL British Motostar Championship

RACE 2 - POSITION CHART

No	Name	Lap Pos	Lap										
			1	2	3	4	5	6	7	8	9	10	
25	BROUWERS	1	95	95	95	95	6	6	6	6	6	6	6
6	TAYLOR	2	25	25	1	1	95	95	95	95	95	95	95
26	SAEZ	3	26	26	25	25	1	1	1	25	1	26	
95	DEROUE	4	1	1	26	26	25	25	25	1	25	1	
86	NESBITT	5	62	62	6	6	26	26	26	26	26	25	
62	VAN DER VALK	6	47	47	62	62	62	62	62	62	62	47	
47	ARCHER	7	52	6	47	47	47	47	47	47	47	62	
28	RAY	8	6	52	52	52	52	52	52	52	52	52	
52	BOERBOOM	9	28	35	35	35	35	35	35	35	35	35	
35	LODGE	10	35	28	28	28	28	28	86	86	86	79	
65	OWENS	11	86	86	86	86	86	86	28	79	79	86	
1	RENDELL	12	79	79	79	79	79	79	79	28	28	28	
79	TAYLOR	13	70	70	70	2	2	70	2	42	42	42	
2	THOMAS	14	2	44	2	42	70	2	42	2	70	70	
70	LONGSHAW	15	44	2	42	70	42	42	71	71	71	71	
34	DELVES	16	42	42	44	44	44	71	70	70	44	44	
8	TOMS	17	21	71	71	71	71	44	44	44	2	2	
3	CLAYTON	18	65	65	65	65	65	65	65	65	65	65	
71	BEINLICH	19	71	21	27	27	27	27	98	98	98	98	
44	BEST	20	8	8	21	21	21	98	27	21	21	27	
42	SLOOTEN	21	3	27	8	8	98	21	21	27	27	21	
17	JONKER	22	13	13	13	98	8	8	8	8	8	8	
24	RODINK	23	27	3	98	13	13	17	17	17	17	17	
11	CAMPBELL	24	34	98	17	17	17	13	13	34	34	34	
21	KERR	25	11	34	3	34	34	34	34	13	11	11	
27	POLDEN	26	98	17	34	3	3	3	3	3	16	16	
13	BURMAN	27	17	11	11	11	87	16	16	24	3	3	
16	SAWFORD	28	18	87	87	87	16	87	87	11	24	24	
7	ASHBY	29	4	4	4	16	24	24	24	16	87	87	
87	EDWARDS	30	7	18	16	24	11	11	11	87	7	7	
4	VALLELEY	31	87	24	24	18	18	18	7	7	18	18	
18	CLARKE	32	24	7	18	7	7	7	18	18	10		
10	WARING	33	10	16	7	10	57	57	57	10	9		
9	WALES	34	57	10	10	57	10	10	10	9			
57	RAJEK	35	16	57	57	9	9	9	9				
98	DE VRIES	36	9	9	9								

Weather / Track : Cloudy / Dry

Results can be found at www.tsl-timing.com

Brands Hatch GP
 Circuit Length = 2.4332 miles
 Start: 14:28 Flag 14:44 End: 14:46

Printed - 14:48 Saturday, 17 October 2015

MCRCB BULLETIN TK132

2015 MCE British Superbike Championship - Round 12

2015 HEL British Motostar Championship

RACE 2 - SECTOR ANALYSIS

SECTOR 1 = FL to I1, SECTOR 2 = I1 to I2 SECTOR 3 = I2 to I3, SECTOR 4 = I3 to FL, DIFF = Difference To Personal Best Lap

P1		6		Taz TAYLOR		Honda - RS Racing						
IDEAL LAP TIME : 1:34.361		BEST LAP TIME : 1:34.795		DIFFERENCE : 0.434								
LAP	SECTOR 1	SECTOR 2	SECTOR 3	SECTOR 4	LAP TIME	MPH	DIFF	TIME OF DAY				
1 -		102.9	17.949	130.5	25.484	79.8	23.350	125.4	1:45.887	82.72	11.092	14:30:08.867
2 -	30.585	105.5	17.651	131.3	25.464	85.1	23.176	124.5	1:36.876	90.42	2.081	14:31:45.743
3 -	29.980	106.5	17.443	130.0	24.706	87.3	22.666	126.8	1:34.795 (1)	92.40		14:33:20.538
4 -	30.085	105.6	17.367	130.0	24.703	87.1	22.667	128.0	1:34.822 (3)	92.38	0.027	14:34:55.360
5 -	29.909	106.8	17.488	130.0	24.655	87.0	22.932	123.3	1:34.984	92.22	0.189	14:36:30.344
6 -	29.768	105.6	17.440	128.0	24.842	87.0	22.778	124.5	1:34.828	92.37	0.033	14:38:05.172
7 -	29.710	105.5	17.452	128.3	24.867	86.4	22.815	123.1	1:34.844	92.36	0.049	14:39:40.016
8 -	29.777	106.0	17.531	128.3	25.024	86.1	22.817	123.8	1:35.149	92.06	0.354	14:41:15.165
9 -	29.925	105.6	17.401	128.3	24.703	89.9	22.768	124.2	1:34.797 (2)	92.40	0.002	14:42:49.962
10 -	29.801	106.5	17.330	128.0	25.635	81.2	22.877	127.5	1:35.643	91.58	0.848	14:44:25.605

P2		95 M3		Scott DEROUÉ		KTM - Redline KTM						
IDEAL LAP TIME : 1:34.311		BEST LAP TIME : 1:34.719		DIFFERENCE : 0.408								
LAP	SECTOR 1	SECTOR 2	SECTOR 3	SECTOR 4	LAP TIME	MPH	DIFF	TIME OF DAY				
1 -		106.1	17.659	129.5	25.665	88.6	23.407	124.7	1:42.256	85.66	7.537	14:30:05.236
2 -	30.800	106.1	17.436	130.0	25.404	89.2	23.309	124.9	1:36.949	90.35	2.230	14:31:42.185
3 -	30.306	106.8	17.326	130.3	25.411	88.3	23.153	124.9	1:36.196	91.06	1.477	14:33:18.381
4 -	30.201	106.8	17.325	129.3	25.178	88.1	23.240	124.0	1:35.944	91.30	1.225	14:34:54.325
5 -	30.066	106.5	17.428	127.8	25.378	87.1	23.179	123.1	1:36.051	91.19	1.332	14:36:30.376
6 -	30.053	107.7	17.185	131.3	25.157	90.9	22.847	125.4	1:35.242	91.97	0.523	14:38:05.618
7 -	30.042	107.0	17.128	130.0	24.984	89.8	22.768	125.6	1:34.922 (2)	92.28	0.203	14:39:40.540
8 -	29.819	107.8	17.298	130.8	24.873	89.3	22.729	127.8	1:34.719 (1)	92.48		14:41:15.259
9 -	29.932	105.6	17.360	128.0	24.977	89.9	22.715	125.9	1:34.984 (3)	92.22	0.265	14:42:50.243
10 -	29.595	108.7	17.285	132.3	25.515	85.7	22.969	121.7	1:35.364	91.85	0.645	14:44:25.607

P3		26 M3		Dani SAEZ		Repli-Cast Moto 3 - Repli-Cast - Armstrong						
IDEAL LAP TIME : 1:34.993		BEST LAP TIME : 1:35.111		DIFFERENCE : 0.118								
LAP	SECTOR 1	SECTOR 2	SECTOR 3	SECTOR 4	LAP TIME	MPH	DIFF	TIME OF DAY				
1 -		104.3	17.592	128.3	25.624	87.6	23.366	122.4	1:42.812	85.20	7.701	14:30:05.792
2 -	30.953	103.4	17.501	125.9	25.195	91.5	23.162	124.0	1:36.811	90.48	1.700	14:31:42.603
3 -	30.726	104.8	17.627	127.8	25.361	90.1	23.181	122.9	1:36.895	90.40	1.784	14:33:19.498
4 -	30.180	104.5	17.431	129.3	24.983	92.8	23.096	124.5	1:35.690 (3)	91.54	0.579	14:34:55.188
5 -	30.467	105.0	17.485	129.0	25.133	90.9	23.144	123.5	1:36.229	91.03	1.118	14:36:31.417
6 -	29.966	105.0	17.363	129.5	24.995	92.8	23.039	124.5	1:35.363 (2)	91.85	0.252	14:38:06.780
7 -	30.034	104.6	17.284	129.8	25.033	91.8	22.760	120.6	1:35.111 (1)	92.10		14:39:41.891
8 -	30.156	105.0	17.415	123.8	25.547	90.9	22.915	123.5	1:36.033	91.21	0.922	14:41:17.924
9 -	30.283	105.3	17.471	126.8	25.203	92.4	22.819	123.8	1:35.776	91.46	0.665	14:42:53.700
10 -	30.194	105.0	17.655	123.8	25.291	88.8	22.887	123.1	1:36.027	91.22	0.916	14:44:29.727

P4		1 M3		Edward RENDELL		Ten Kate Honda - Banks Racing						
IDEAL LAP TIME : 1:35.317		BEST LAP TIME : 1:35.344		DIFFERENCE : 0.027								
LAP	SECTOR 1	SECTOR 2	SECTOR 3	SECTOR 4	LAP TIME	MPH	DIFF	TIME OF DAY				
1 -		100.9	17.787	125.4	25.347	90.5	23.122	121.3	1:43.653	84.51	8.309	14:30:06.633
2 -	30.211	101.3	17.647	126.6	25.038	90.9	23.150	124.7	1:36.046	91.20	0.702	14:31:42.679
3 -	30.313	103.2	17.508	125.9	25.358	87.1	22.900	121.5	1:36.079	91.17	0.735	14:33:18.758
4 -	30.050	103.8	17.596	125.4	25.023	93.3	23.279	121.5	1:35.948	91.29	0.604	14:34:54.706
5 -	29.948	103.2	17.557	124.0	25.096	90.0	23.152	123.5	1:35.753 (2)	91.48	0.409	14:36:30.459
6 -	30.301	103.0	17.622	125.9	25.008	92.9	22.893	120.2	1:35.824 (3)	91.41	0.480	14:38:06.283
7 -	29.971	102.9	17.493	125.2	25.012	90.8	22.868	121.1	1:35.344 (1)	91.87		14:39:41.627
8 -	29.985	103.0	17.533	125.2	25.581	90.6	22.869	121.7	1:35.968	91.27	0.624	14:41:17.595
9 -	30.394	103.2	17.523	124.9	25.127	92.6	22.896	120.2	1:35.940	91.30	0.596	14:42:53.535
10 -	30.061	102.2	17.766	126.1	25.212	94.3	23.285	117.1	1:36.324	90.94	0.980	14:44:29.859

P5		25 M3		Mike BROUWERS		Honda - Joma / Brouwersracingteam					
IDEAL LAP TIME : 1:35.098		BEST LAP TIME : 1:35.314		DIFFERENCE : 0.216							
LAP	SECTOR 1	SECTOR 2	SECTOR 3	SECTOR 4	LAP TIME	MPH	DIFF	TIME OF DAY			

Weather / Track : Cloudy / Dry

Brands Hatch GP
Circuit Length = 2.4332 miles
Start: 14:28 Flag 14:44 End: 14:46

MCRCB BULLETIN TK132

2015 MCE British Superbike Championship - Round 12

2015 HEL British Motostar Championship

RACE 2 - SECTOR ANALYSIS

SECTOR 1 = FL to I1, SECTOR 2 = I1 to I2 SECTOR 3 = I2 to I3, SECTOR 4 = I3 to FL, DIFF = Difference To Personal Best Lap

1 -	101.5	17.875	123.5	25.347	88.0	23.301	120.2	1:42.495	85.46	7.181	14:30:05.475
2 -	30.776	101.3	17.859	123.1	24.909	88.7	23.458	1:37.002	90.30	1.688	14:31:42.477
3 -	30.381	102.2	17.638	123.1	25.215	87.9	23.106	1:36.340	90.92	1.026	14:33:18.817
4 -	30.233	102.9	17.640	125.2	25.175	90.4	23.084	1:36.132	91.12	0.818	14:34:54.949
5 -	30.275	101.6	17.733	123.3	24.822	89.7	22.943	1:35.773 (3)	91.46	0.459	14:36:30.722
6 -	30.096	103.0	17.606	126.1	25.147	87.8	22.933	1:35.782	91.45	0.468	14:38:06.504
7 -	29.917	103.7	17.434	126.3	24.972	88.8	22.991	1:35.314 (1)	91.90		14:39:41.818
8 -	29.909	103.4	17.537	127.0	25.274	89.0	23.032	1:35.752 (2)	91.48	0.438	14:41:17.570
9 -	30.343	102.2	17.576	122.9	24.973	91.0	23.140	1:36.032	91.21	0.718	14:42:53.602
10 -	30.072	103.2	17.686	122.6	25.261	93.3	23.263	1:36.282	90.98	0.968	14:44:29.884

P6 47 M3 Jake ARCHER		Honda - RS Racing									
IDEAL LAP TIME : 1:35.698		BEST LAP TIME : 1:35.703				DIFFERENCE : 0.005					
LAP	SECTOR 1	SECTOR 2	SECTOR 3	SECTOR 4	LAP TIME	MPH	DIFF	TIME OF DAY			
1 -	97.1	17.827	131.5	26.136	82.3	23.288	124.9	1:45.196	83.27	9.493	14:30:08.176
2 -	31.082	101.3	17.634	131.5	25.613	86.9	23.148	1:37.477	89.86	1.774	14:31:45.653
3 -	30.532	104.6	17.456	131.0	25.444	89.1	22.964	1:36.396	90.87	0.693	14:33:22.049
4 -	30.399	104.0	17.438	131.3	25.594	89.7	23.034	1:36.465	90.80	0.762	14:34:58.514
5 -	30.425	103.7	17.579	129.3	25.516	89.1	23.064	1:36.584	90.69	0.881	14:36:35.098
6 -	30.261	103.0	17.552	130.3	25.470	89.5	23.020	1:36.303 (3)	90.96	0.600	14:38:11.401
7 -	30.373	105.3	17.684	129.8	25.400	87.1	22.887	1:36.344	90.92	0.641	14:39:47.745
8 -	30.255	103.7	17.473	129.8	25.422	89.0	22.961	1:36.111 (2)	91.14	0.408	14:41:23.856
9 -	30.487	103.8	17.505	131.5	25.500	86.7	22.987	1:36.479	90.79	0.776	14:43:00.335
10 -	30.045	105.8	17.376	128.8	25.390	87.2	22.892	1:35.703 (1)	91.53		14:44:36.038

P7 62 M3 Vasco VAN DER VALK		Honda - Team ILR / Vasco62.nl									
IDEAL LAP TIME : 1:35.634		BEST LAP TIME : 1:35.886				DIFFERENCE : 0.252					
LAP	SECTOR 1	SECTOR 2	SECTOR 3	SECTOR 4	LAP TIME	MPH	DIFF	TIME OF DAY			
1 -	103.2	17.851	125.9	26.674	88.1	23.319	121.7	1:44.470	83.84	8.584	14:30:07.450
2 -	30.404	102.4	17.715	126.1	25.342	88.1	23.178	1:36.639	90.64	0.753	14:31:44.089
3 -	30.316	103.7	17.640	126.1	25.373	87.8	23.184	1:36.513	90.76	0.627	14:33:20.602
4 -	30.300	103.7	17.573	127.3	25.212	89.3	23.109	1:36.194 (2)	91.06	0.308	14:34:56.796
5 -	30.146	102.9	17.631	125.4	25.356	90.6	23.273	1:36.406 (3)	90.86	0.520	14:36:33.202
6 -	30.346	101.2	17.750	125.2	25.486	87.1	23.297	1:36.879	90.42	0.993	14:38:10.081
7 -	30.496	102.9	17.715	124.2	25.447	85.7	23.251	1:36.909	90.39	1.023	14:39:46.990
8 -	30.392	103.0	17.646	125.2	25.346	90.1	23.179	1:36.563	90.71	0.677	14:41:23.553
9 -	30.377	102.4	17.723	123.8	25.451	88.6	23.171	1:36.722	90.56	0.836	14:43:00.275
10 -	30.398	104.2	17.526	126.1	25.072	85.8	22.890	1:35.886 (1)	91.35		14:44:36.161

P8 52 M3 Jorel BOERBOOM		Kalex KTM - FPW Racing										
IDEAL LAP TIME : 1:36.592		BEST LAP TIME : 1:36.835				DIFFERENCE : 0.243						
LAP	SECTOR 1	SECTOR 2	SECTOR 3	SECTOR 4	LAP TIME	MPH	DIFF	TIME OF DAY				
1 -	99.1	17.881	130.0	25.947	84.4	23.574	122.4	1:45.252	83.22	8.417	14:30:08.232	
2 -	30.936	103.2	17.808	127.0	25.890	87.1	23.089	1:37.723	89.63	0.888	14:31:45.955	
3 -	30.611	104.3	17.608	128.8	25.463	89.7	23.187	1:36.869	(2)	90.42	0.034	14:33:22.824
4 -	30.522	104.0	17.518	128.5	25.493	91.1	23.302	1:36.835 (1)	90.46		14:34:59.659	
5 -	30.677	104.0	17.657	127.5	25.644	91.6	23.338	1:37.316	90.01	0.481	14:36:36.975	
6 -	30.567	103.8	17.690	127.5	25.650	92.1	23.268	1:37.175	90.14	0.340	14:38:14.150	
7 -	30.631	103.2	17.766	126.3	25.650	90.1	23.291	1:37.338	89.99	0.503	14:39:51.488	
8 -	30.550	104.3	17.635	126.8	25.564	90.1	23.234	1:36.983 (3)	90.32	0.148	14:41:28.471	
9 -	30.919	90.9	18.128	125.2	25.736	89.3	23.293	1:38.076	89.31	1.241	14:43:06.547	
10 -	30.667	103.5	17.767	125.4	25.868	89.0	23.297	1:37.599	89.75	0.764	14:44:44.146	

P9 35 M3 Elliot LODGE		Honda - Essential Team Racing / SP125									
IDEAL LAP TIME : 1:36.260		BEST LAP TIME : 1:36.423				DIFFERENCE : 0.163					
LAP	SECTOR 1	SECTOR 2	SECTOR 3	SECTOR 4	LAP TIME	MPH	DIFF	TIME OF DAY			
1 -	99.2	17.954	127.5	26.285	79.9	23.679	120.9	1:46.011	82.63	9.588	14:30:08.991
2 -	30.617	103.8	17.725	127.3	25.762	85.5	23.232	1:37.336	89.99	0.913	14:31:46.327
3 -	30.887	102.2	17.636	125.4	25.764	85.4	23.297	1:37.584	89.76	1.161	14:33:23.911
4 -	30.414	103.4	17.609	125.2	25.667	89.5	23.338	1:37.028	90.28	0.605	14:35:00.939

Weather / Track : Cloudy / Dry

Brands Hatch GP
Circuit Length = 2.4332 miles
Start: 14:28 Flag 14:44 End: 14:46

MCRCB BULLETIN TK132

2015 MCE British Superbike Championship - Round 12

2015 HEL British Motostar Championship

RACE 2 - SECTOR ANALYSIS

SECTOR 1 = FL to I1, SECTOR 2 = I1 to I2 SECTOR 3 = I2 to I3, SECTOR 4 = I3 to FL, DIFF = Difference To Personal Best Lap

5 -	30.309	103.5	17.540	125.2	25.435	87.6	23.139	121.3	1:36.423 (1)	90.84		14:36:37.362	
6 -	30.454	101.9	17.500	126.6	25.808	88.0	23.113	121.5	1:36.875	(2)	90.42	0.452	14:38:14.237
7 -	30.760	102.2	17.620	126.1	25.814	85.3	23.150	121.3	1:37.344		89.98	0.921	14:39:51.581
8 -	30.645	103.5	17.520	126.8	25.696	86.7	23.095	121.7	1:36.956	(3)	90.34	0.533	14:41:28.537
9 -	30.668	100.3	18.557	116.3	25.847	88.8	23.016	123.1	1:38.088		89.30	1.665	14:43:06.625
10 -	30.727	102.7	17.673	124.7	25.986	85.8	23.214	123.1	1:37.600		89.75	1.177	14:44:44.225

P10 79 M3 Chris TAYLOR			KTM - Hodges Racing												
IDEAL LAP TIME : 1:36.986			BEST LAP TIME : 1:37.084			DIFFERENCE : 0.098									
LAP	SECTOR 1	SECTOR 2	SECTOR 3	SECTOR 4	LAP TIME	MPH	DIFF	TIME OF DAY							
1 -		98.5	18.117	128.8	26.647	82.1	23.556	124.5	1:47.252	81.67	10.168	14:30:10.232			
2 -	31.274	100.1	17.878	126.6	26.286	81.4	23.600	122.0	1:39.038	88.44	1.954	14:31:49.270			
3 -	31.201	99.8	17.895	126.3	26.128	82.6	23.464	122.0	1:38.688	88.76	1.604	14:33:27.958			
4 -	31.207	99.4	17.893	126.1	26.104	84.2	23.465	122.2	1:38.669	88.78	1.585	14:35:06.627			
5 -	30.884	101.5	17.744	123.8	26.278	84.2	23.419	122.0	1:38.325	89.09	1.241	14:36:44.952			
6 -	30.843	100.4	17.757	126.3	25.916	84.2	23.328	122.6	1:37.844	(3)	89.52	0.760	14:38:22.796		
7 -	30.947	99.4	17.652	127.0	26.404	82.8	23.188	124.0	1:38.191	89.21	1.107	14:40:00.987			
8 -	30.998	99.1	17.596	125.9	26.036	86.8	23.228	122.2	1:37.858	89.51	0.774	14:41:38.845			
9 -	30.668	101.6	17.628	128.0	26.123	87.1	23.114	123.3	1:37.533	(2)	89.81	0.449	14:43:16.378		
10 -	30.766	102.6	17.497	126.8	25.768	86.0	23.053	123.5	1:37.084	(1)	90.22		14:44:53.462		

P11 86 M3 Charlie NESBITT			Repli-Cast Moto 3 - Repli-Cast UK												
IDEAL LAP TIME : 1:37.251			BEST LAP TIME : 1:37.421			DIFFERENCE : 0.170									
LAP	SECTOR 1	SECTOR 2	SECTOR 3	SECTOR 4	LAP TIME	MPH	DIFF	TIME OF DAY							
1 -		97.6	18.355	124.2	26.316	86.9	23.577	119.6	1:47.070	81.81	9.649	14:30:10.050			
2 -	30.779	100.4	17.947	123.1	25.547	83.6	23.621	121.1	1:37.894	89.48	0.473	14:31:47.944			
3 -	31.190	100.9	17.997	122.2	26.000	83.9	23.573	120.9	1:38.760	88.69	1.339	14:33:26.704			
4 -	30.950	101.3	17.903	124.7	26.232	84.2	23.389	121.5	1:38.474	88.95	1.053	14:35:05.178			
5 -	31.113	100.3	17.996	121.3	25.956	82.9	23.446	120.0	1:38.511	88.92	1.090	14:36:43.689			
6 -	31.160	100.7	17.926	122.9	25.963	83.4	23.394	121.5	1:38.443	88.98	1.022	14:38:22.132			
7 -	31.114	101.0	17.987	121.5	25.758	89.8	23.553	115.3	1:38.412	89.01	0.991	14:40:00.544			
8 -	30.714	101.0	18.005	122.0	25.582	89.0	23.492	116.3	1:37.793	(3)	89.57	0.372	14:41:38.337		
9 -	30.658	101.0	18.097	122.0	25.517	90.5	23.484	118.3	1:37.756	(2)	89.60	0.335	14:43:16.093		
10 -	30.496	101.5	17.869	121.3	25.687	87.0	23.369	116.5	1:37.421	(1)	89.91		14:44:53.514		

P12 28 Bradley RAY			EE125 - FAB-Racing												
IDEAL LAP TIME : 1:37.659			BEST LAP TIME : 1:37.701			DIFFERENCE : 0.042									
LAP	SECTOR 1	SECTOR 2	SECTOR 3	SECTOR 4	LAP TIME	MPH	DIFF	TIME OF DAY							
1 -		98.6	18.189	124.7	26.448	80.5	23.746	121.5	1:45.958	82.67	8.257	14:30:08.938			
2 -	31.419	102.1	17.867	127.5	25.988	85.3	23.577	122.4	1:38.851	88.61	1.150	14:31:47.789			
3 -	31.187	102.7	17.867	126.6	26.180	85.0	23.525	122.4	1:38.759	88.69	1.058	14:33:26.548			
4 -	30.942	102.1	17.984	126.6	26.154	87.6	23.463	121.7	1:38.543	88.89	0.842	14:35:05.091			
5 -	31.020	102.1	17.927	125.9	26.046	86.9	23.453	121.5	1:38.446	88.98	0.745	14:36:43.537			
6 -	31.170	102.2	17.912	125.6	26.005	86.3	23.410	122.2	1:38.497	88.93	0.796	14:38:22.034			
7 -	31.354	100.6	17.863	125.4	26.297	86.4	23.346	122.6	1:38.860	88.60	1.159	14:40:00.894			
8 -	30.925	102.7	17.773	126.1	26.214	83.0	23.244	123.1	1:38.156	(2)	89.24	0.455	14:41:39.050		
9 -	30.951	102.9	17.733	127.8	25.826	84.0	23.191	124.0	1:37.701	(1)	89.65		14:43:16.751		
10 -	31.436	102.2	17.753	126.8	25.810	86.7	23.302	122.6	1:38.301	(3)	89.11	0.600	14:44:55.052		

P13 42 M3 Brian SLOOTEN			Honda - Bakker Frames Holland												
IDEAL LAP TIME : 1:38.339			BEST LAP TIME : 1:38.669			DIFFERENCE : 0.330									
LAP	SECTOR 1	SECTOR 2	SECTOR 3	SECTOR 4	LAP TIME	MPH	DIFF	TIME OF DAY							
1 -		95.5	18.342	124.9	26.684	78.0	24.109	122.4	1:48.714	80.57	10.045	14:30:11.694			
2 -	31.415	100.6	18.083	125.4	26.690	82.9	23.987	121.7	1:40.175	87.44	1.506	14:31:51.869			
3 -	31.375	102.4	18.134	124.2	26.727	80.2	23.967	118.9	1:40.203	87.42	1.534	14:33:32.072			
4 -	31.352	102.2	17.985	125.9	26.344	85.1	24.050	118.1	1:39.731	87.83	1.062	14:35:11.803			
5 -	31.385	100.3	17.979	123.3	26.277	84.2	24.052	121.3	1:39.693	87.86	1.024	14:36:51.496			
6 -	31.401	101.0	18.142	124.9	26.160	83.7	23.580	121.7	1:39.283	88.23	0.614	14:38:30.779			
7 -	31.166	100.9	18.175	124.5	26.150	83.9	23.781	118.9	1:39.272	88.24	0.603	14:40:10.051			
8 -	30.993	100.9	17.715	123.1	26.207	84.2	23.754	117.9	1:38.669	(1)	88.78		14:41:48.720		

Weather / Track : Cloudy / Dry

Brands Hatch GP

Circuit Length = 2.4332 miles

Start: 14:28 Flag 14:44 End: 14:46

MCRCB BULLETIN TK132

2015 MCE British Superbike Championship - Round 12

2015 HEL British Motostar Championship

RACE 2 - SECTOR ANALYSIS

SECTOR 1 = FL to I1, SECTOR 2 = I1 to I2 SECTOR 3 = I2 to I3, SECTOR 4 = I3 to FL, DIFF = Difference To Personal Best Lap

9 -	31.104	99.8	17.862	122.2	26.125	83.5	23.770	118.3	1:38.861 (2)	88.60	0.192	14:43:27.581
10 -	31.034	97.5	18.035	122.6	26.051	84.5	23.763	117.9	1:38.883 (3)	88.58	0.214	14:45:06.464

P14 70 M3 Ryan LONGSHAW		Kalex KTM - FPW Racing										
IDEAL LAP TIME : 1:38.268		BEST LAP TIME : 1:38.628				DIFFERENCE : 0.360						
LAP	SECTOR 1	SECTOR 2	SECTOR 3	SECTOR 4	LAP TIME	MPH	DIFF	TIME OF DAY				
1 -		101.0	18.043	131.5	27.301	75.0	24.086	124.7	1:47.919	81.16	9.291	14:30:10.899
2 -	31.605	100.3	18.015	130.0	26.844	86.3	24.006	122.9	1:40.470	87.18	1.842	14:31:51.369
3 -	31.566	103.8	18.018	129.3	26.851	84.6	23.848	123.1	1:40.283	87.35	1.655	14:33:31.652
4 -	31.526	103.4	17.832	129.0	27.128	82.2	23.723	124.5	1:40.209	87.41	1.581	14:35:11.861
5 -	31.546	102.6	17.811	131.5	26.661	82.3	23.574	123.3	1:39.592	87.95	0.964	14:36:51.453
6 -	31.145	102.7	17.834	128.5	26.436	86.4	23.547	123.5	1:38.962 (3)	88.51	0.334	14:38:30.415
7 -	32.051	102.4	17.948	130.8	26.482	84.5	23.332	126.8	1:39.813	87.76	1.185	14:40:10.228
8 -	31.488	100.1	17.924	131.0	26.701	86.5	24.241	122.2	1:40.354	87.28	1.726	14:41:50.582
9 -	31.026	103.4	17.696	129.8	26.323	85.4	23.583	123.5	1:38.628 (1)	88.81		14:43:29.210
10 -	30.932	104.0	17.866	128.5	26.308	86.9	23.825	124.0	1:38.931 (2)	88.54	0.303	14:45:08.141

P15 71 M3 Christoph BEINLICH		Honda - Beinlich Racing Team										
IDEAL LAP TIME : 1:38.373		BEST LAP TIME : 1:38.911				DIFFERENCE : 0.538						
LAP	SECTOR 1	SECTOR 2	SECTOR 3	SECTOR 4	LAP TIME	MPH	DIFF	TIME OF DAY				
1 -		101.2	18.455	126.8	26.922	85.1	23.750	122.2	1:50.135	79.53	11.224	14:30:13.115
2 -	31.513	101.8	18.274	125.4	26.565	85.4	23.644	121.1	1:39.996	87.60	1.085	14:31:53.111
3 -	31.183	101.8	17.815	126.3	26.620	80.1	23.882	121.7	1:39.500	88.03	0.589	14:33:32.611
4 -	31.395	101.6	17.784	128.8	26.847	80.9	23.604	122.4	1:39.630	87.92	0.719	14:35:12.241
5 -	31.741	103.0	17.873	128.0	26.525	82.6	23.697	122.4	1:39.836	87.74	0.925	14:36:52.077
6 -	31.212	101.6	17.943	127.3	26.204	83.5	23.552	122.0	1:38.911 (1)	88.56		14:38:30.988
7 -	31.283	101.9	17.885	127.0	26.344	83.4	23.592	121.7	1:39.104 (3)	88.39	0.193	14:40:10.092
8 -	31.789	101.0	18.148	126.6	26.434	84.3	23.957	120.6	1:40.328	87.31	1.417	14:41:50.420
9 -	31.025	102.9	17.920	123.8	26.440	84.0	23.806	121.1	1:39.191	88.31	0.280	14:43:29.611
10 -	30.833	102.7	17.940	125.9	26.251	86.4	23.918	121.7	1:38.942 (2)	88.53	0.031	14:45:08.553

P16 44 M3 Edmund BEST		Honda - SymCirrus Motorsport										
IDEAL LAP TIME : 1:38.500		BEST LAP TIME : 1:38.774				DIFFERENCE : 0.274						
LAP	SECTOR 1	SECTOR 2	SECTOR 3	SECTOR 4	LAP TIME	MPH	DIFF	TIME OF DAY				
1 -		98.2	18.280	125.2	26.710	76.9	24.104	120.9	1:48.583	80.67	9.809	14:30:11.563
2 -	31.348	101.6	18.194	123.8	26.521	82.7	24.103	120.2	1:40.166	87.45	1.392	14:31:51.729
3 -	31.713	102.4	18.074	124.2	26.867	76.8	23.795	122.0	1:40.449	87.20	1.675	14:33:32.178
4 -	31.580	102.7	17.990	124.2	26.642	80.4	23.799	121.3	1:40.011	87.58	1.237	14:35:12.189
5 -	31.507	101.8	17.962	124.9	26.399	80.0	23.848	120.9	1:39.716	87.84	0.942	14:36:51.905
6 -	31.612	102.4	17.856	124.9	26.417	80.6	23.495	120.4	1:39.380 (3)	88.14	0.606	14:38:31.285
7 -	31.482	101.3	18.060	124.2	26.345	82.8	23.649	120.6	1:39.536	88.00	0.762	14:40:10.821
8 -	31.376	101.5	17.965	125.2	26.483	81.8	24.004	120.9	1:39.828	87.74	1.054	14:41:50.649
9 -	31.181	104.0	17.865	124.2	26.367	81.5	23.777	121.3	1:39.190 (2)	88.31	0.416	14:43:29.839
10 -	30.901	103.4	17.759	125.2	26.401	84.3	23.713	122.9	1:38.774 (1)	88.68		14:45:08.613

P17 2 M3 Joe THOMAS		Honda - Team ILR										
IDEAL LAP TIME : 1:38.542		BEST LAP TIME : 1:38.798				DIFFERENCE : 0.256						
LAP	SECTOR 1	SECTOR 2	SECTOR 3	SECTOR 4	LAP TIME	MPH	DIFF	TIME OF DAY				
1 -		98.2	18.657	126.1	26.445	80.2	24.198	121.1	1:48.309	80.87	9.511	14:30:11.289
2 -	31.472	98.9	18.353	125.9	26.593	83.4	24.065	123.1	1:40.483	87.17	1.685	14:31:51.772
3 -	31.394	101.0	18.129	125.9	26.692	80.0	24.006	120.6	1:40.221	87.40	1.423	14:33:31.993
4 -	31.329	101.3	17.976	126.6	26.228	82.2	24.144	118.9	1:39.677	87.88	0.879	14:35:11.670
5 -	31.330	101.0	18.161	122.4	26.168	84.2	24.073	119.6	1:39.732	87.83	0.934	14:36:51.402
6 -	31.363	99.4	18.204	125.2	26.094	81.4	23.530	122.2	1:39.191 (2)	88.31	0.393	14:38:30.593
7 -	31.263	100.9	18.188	123.3	26.102	83.0	23.747	119.6	1:39.300 (3)	88.21	0.502	14:40:09.893
8 -	31.649	100.0	18.105	123.1	26.291	84.2	23.782	119.8	1:39.827	87.75	1.029	14:41:49.720
9 -	31.353	99.5	18.950	122.9	26.167	81.1	23.724	123.8	1:40.194	87.42	1.396	14:43:29.914
10 -	31.017	101.3	17.901	125.6	26.212	83.2	23.668	122.9	1:38.798 (1)	88.66		14:45:08.712

Weather / Track : Cloudy / Dry

Brands Hatch GP
Circuit Length = 2.4332 miles
Start: 14:28 Flag 14:44 End: 14:46

MCRCB BULLETIN TK132

2015 MCE British Superbike Championship - Round 12

2015 HEL British Motostar Championship

RACE 2 - SECTOR ANALYSIS

SECTOR 1 = FL to I1, SECTOR 2 = I1 to I2 SECTOR 3 = I2 to I3, SECTOR 4 = I3 to FL, DIFF = Difference To Personal Best Lap

P18 65		Josh OWENS				Honda - JPL Racing						
IDEAL LAP TIME : 1:38.183		BEST LAP TIME : 1:38.755				DIFFERENCE : 0.572						
LAP	SECTOR 1	SECTOR 2	SECTOR 3	SECTOR 4	LAP TIME	MPH	DIFF	TIME OF DAY				
1 -		96.2	18.757	124.0	26.576	81.2	24.362	117.3	1:49.822	79.76	11.067	14:30:12.802
2 -	31.838	96.8	18.771	122.0	26.519	83.3	23.674	118.5	1:40.802	86.90	2.047	14:31:53.604
3 -	31.178	98.8	18.269	121.5	25.932	81.6	24.488	118.5	1:39.867	87.71	1.112	14:33:33.471
4 -	31.151	97.6	18.208	122.0	26.064	81.8	23.535	120.9	1:38.958 (2)	88.52	0.203	14:35:12.429
5 -	31.482	99.7	18.351	123.5	26.340	81.7	23.734	119.6	1:39.907	87.67	1.152	14:36:52.336
6 -	31.435	100.1	17.952	123.8	26.133	80.8	23.584	119.8	1:39.104 (3)	88.39	0.349	14:38:31.440
7 -	31.496	100.7	18.123	123.8	26.208	81.2	23.684	119.8	1:39.511	88.02	0.756	14:40:10.951
8 -	31.086	100.4	18.317	124.7	26.273	84.3	24.249	118.7	1:39.925	87.66	1.170	14:41:50.876
9 -	31.180	100.6	17.995	120.2	26.278	80.5	23.772	119.8	1:39.225	88.28	0.470	14:43:30.101
10 -	31.312	99.5	18.097	122.2	25.610	82.6	23.736	121.7	1:38.755 (1)	88.70		14:45:08.856

P19 98 M3		Tomas DE VRIES				Honda - DAT Racing						
IDEAL LAP TIME : 1:37.557		BEST LAP TIME : 1:37.631				DIFFERENCE : 0.074						
LAP	SECTOR 1	SECTOR 2	SECTOR 3	SECTOR 4	LAP TIME	MPH	DIFF	TIME OF DAY				
1 -		96.8	18.975	125.9	27.335	78.2	24.284	122.2	1:52.980	77.53	15.349	14:30:15.960
2 -	32.384	98.3	18.190	126.1	26.629	77.5	23.866	120.6	1:41.069	86.67	3.438	14:31:57.029
3 -	32.099	99.2	18.132	126.3	26.918	81.0	24.050	123.1	1:41.199	86.56	3.568	14:33:38.228
4 -	31.717	101.2	18.001	124.9	25.823	85.8	23.564	120.6	1:39.105	88.38	1.474	14:35:17.333
5 -	31.757	101.5	17.894	125.6	25.869	84.3	23.526	121.5	1:39.046	88.44	1.415	14:36:56.379
6 -	31.367	99.7	18.035	125.2	25.939	83.4	23.634	120.4	1:38.975	88.50	1.344	14:38:35.354
7 -	31.642	101.0	18.018	125.6	26.068	87.2	24.093	120.2	1:39.821	87.75	2.190	14:40:15.175
8 -	31.336	101.6	17.889	124.2	26.068	84.6	23.565	119.4	1:38.858 (3)	88.61	1.227	14:41:54.033
9 -	30.771	102.1	17.778	124.2	25.722	86.4	23.360	120.6	1:37.631 (1)	89.72		14:43:31.664
10 -	31.506	101.6	17.798	124.7	25.702	87.6	23.306	121.5	1:38.312 (2)	89.10	0.681	14:45:09.976

P20 27 M3		Georgina POLDEN				KTM - RS Racing						
IDEAL LAP TIME : 1:39.036		BEST LAP TIME : 1:39.192				DIFFERENCE : 0.156						
LAP	SECTOR 1	SECTOR 2	SECTOR 3	SECTOR 4	LAP TIME	MPH	DIFF	TIME OF DAY				
1 -		92.3	18.754	126.1	27.714	77.3	23.993	123.5	1:52.414	77.92	13.222	14:30:15.394
2 -	32.003	99.5	17.934	127.3	26.558	79.3	23.712	123.8	1:40.207	87.41	1.015	14:31:55.601
3 -	31.608	101.2	18.105	127.5	26.315	80.8	24.082	121.3	1:40.110	87.50	0.918	14:33:35.711
4 -	31.544	101.8	17.953	125.6	26.303	79.2	24.010	120.6	1:39.810 (3)	87.76	0.618	14:35:15.521
5 -	31.838	100.1	18.009	125.6	26.349	81.4	23.733	121.7	1:39.929	87.66	0.737	14:36:55.450
6 -	31.631	100.1	17.932	125.9	26.380	82.7	23.789	121.1	1:39.732 (2)	87.83	0.540	14:38:35.182
7 -	31.579	99.2	17.927	125.9	26.387	82.5	24.202	120.2	1:40.095	87.51	0.903	14:40:15.277
8 -	31.949	97.3	18.050	124.0	26.448	82.0	23.768	122.4	1:40.215	87.41	1.023	14:41:55.492
9 -	31.749	98.6	18.087	127.3	26.438	82.9	23.574	122.6	1:39.848	87.73	0.656	14:43:35.340
10 -	31.336	100.4	18.083	126.8	26.263	81.2	23.510	122.0	1:39.192 (1)	88.31		14:45:14.532

P21 21 M3		Richard KERR				Honda - Bob Wylie Racing						
IDEAL LAP TIME : 1:39.088		BEST LAP TIME : 1:39.515				DIFFERENCE : 0.427						
LAP	SECTOR 1	SECTOR 2	SECTOR 3	SECTOR 4	LAP TIME	MPH	DIFF	TIME OF DAY				
1 -		96.9	18.834	122.6	26.440	81.0	24.403	119.1	1:49.623	79.90	10.108	14:30:12.603
2 -	31.883	97.2	18.844	122.6	26.834	80.5	24.261	119.1	1:41.822	86.03	2.307	14:31:54.425
3 -	31.990	97.1	18.460	120.9	26.357	83.0	24.669	118.9	1:41.476	86.32	1.961	14:33:35.901
4 -	31.859	97.6	18.230	122.0	26.148	85.1	24.104	118.1	1:40.341	87.30	0.826	14:35:16.242
5 -	31.631	97.3	18.320	122.6	25.970	86.0	24.039	118.5	1:39.960	87.63	0.445	14:36:56.202
6 -	31.494	97.5	18.141	120.0	26.152	84.3	23.935	119.6	1:39.722 (3)	87.84	0.207	14:38:35.924
7 -	31.567	98.1	18.253	122.4	25.820	83.9	23.885	121.5	1:39.525 (2)	88.01	0.010	14:40:15.449
8 -	31.530	97.6	18.239	121.3	26.018	83.6	23.958	118.7	1:39.745	87.82	0.230	14:41:55.194
9 -	31.340	97.5	18.266	121.5	25.975	87.0	23.934	118.1	1:39.515 (1)	88.02		14:43:34.709
10 -	31.242	97.1	18.336	120.9	26.255	81.6	24.132	117.9	1:39.965	87.62	0.450	14:45:14.674

P22 8 M3		TJ TOMS				Repli-Cast Moto 3 - Repli-Cast UK			
IDEAL LAP TIME : 1:39.867		BEST LAP TIME : 1:40.246				DIFFERENCE : 0.379			
LAP	SECTOR 1	SECTOR 2	SECTOR 3	SECTOR 4	LAP TIME	MPH	DIFF	TIME OF DAY	

Weather / Track : Cloudy / Dry

Brands Hatch GP
Circuit Length = 2.4332 miles
Start: 14:28 Flag 14:44 End: 14:46

MCRCB BULLETIN TK132

2015 MCE British Superbike Championship - Round 12

2015 HEL British Motostar Championship

RACE 2 - SECTOR ANALYSIS

SECTOR 1 = FL to I1, SECTOR 2 = I1 to I2 SECTOR 3 = I2 to I3, SECTOR 4 = I3 to FL, DIFF = Difference To Personal Best Lap

1 -	92.6	19.001	125.6	27.186	82.1	24.105	120.6	1:50.893	78.99	10.647	14:30:13.873	
2 -	32.106	98.3	18.252	123.8	27.056	81.3	24.094	120.6	1:41.508	86.29	1.262	14:31:55.381
3 -	32.306	99.1	18.115	124.0	26.851	80.3	24.105	121.1	1:41.377	86.40	1.131	14:33:36.758
4 -	31.759	100.4	17.918	125.4	26.806	85.9	23.970	121.1	1:40.453	87.20	0.207	14:35:17.211
5 -	32.142	98.5	17.890	126.3	26.905	85.7	23.873	119.6	1:40.810	86.89	0.564	14:36:58.021
6 -	31.574	100.0	17.968	123.8	26.890	84.0	23.925	119.6	1:40.357 (2)	87.28	0.111	14:38:38.378
7 -	31.695	100.1	18.021	123.5	26.892	82.8	23.942	119.6	1:40.550	87.11	0.304	14:40:18.928
8 -	31.658	100.0	18.045	122.4	26.638	83.7	23.905	119.6	1:40.246 (1)	87.38		14:41:59.174
9 -	31.466	99.8	18.075	122.9	26.914	86.3	23.973	119.6	1:40.428 (3)	87.22	0.182	14:43:39.602
10 -	31.854	99.8	18.071	121.5	27.041	85.1	24.162	119.4	1:41.128	86.62	0.882	14:45:20.730

P23	17	Wesley JONKER					Luyten Honda - Racing Family					
IDEAL LAP TIME : 1:39.810			BEST LAP TIME : 1:39.836			DIFFERENCE : 0.026						
LAP	SECTOR 1	SECTOR 2	SECTOR 3	SECTOR 4	LAP TIME	MPH	DIFF	TIME OF DAY				
1 -	95.0	18.803	123.3	28.108	77.0	24.281	121.3	1:53.191	77.38	13.355	14:30:16.171	
2 -	32.620	99.2	18.654	123.8	26.455	82.6	24.068	120.6	1:41.797	86.05	1.961	14:31:57.968
3 -	31.983	99.2	18.571	123.1	26.559	82.0	24.293	119.4	1:41.406	86.38	1.570	14:33:39.374
4 -	31.582	101.5	18.291	123.3	25.935	82.8	24.028	120.9	1:39.836 (1)	87.74		14:35:19.210
5 -	32.051	100.9	18.413	123.8	26.935	82.5	24.266	121.1	1:41.665	86.16	1.829	14:37:00.875
6 -	32.037	100.0	18.609	121.1	26.342	80.0	24.312	118.5	1:41.300	86.47	1.464	14:38:42.175
7 -	31.911	98.5	18.567	121.3	26.263	82.4	24.168	118.5	1:40.909	86.80	1.073	14:40:23.084
8 -	31.843	100.7	18.411	121.1	25.909	84.7	24.199	117.9	1:40.362 (2)	87.28	0.526	14:42:03.446
9 -	31.814	100.0	18.431	121.5	26.168	84.5	24.137	118.3	1:40.550 (3)	87.11	0.714	14:43:43.996
10 -	31.937	100.3	18.568	120.4	26.581	79.2	24.261	118.7	1:41.347	86.43	1.511	14:45:25.343

P24	34	Liam DELVES					Honda - Crucials Sauce / Banks Racing					
IDEAL LAP TIME : 1:40.421			BEST LAP TIME : 1:40.773			DIFFERENCE : 0.352						
LAP	SECTOR 1	SECTOR 2	SECTOR 3	SECTOR 4	LAP TIME	MPH	DIFF	TIME OF DAY				
1 -	92.5	19.559	121.7	27.674	79.4	24.343	118.7	1:52.438	77.90	11.665	14:30:15.418	
2 -	32.048	93.3	18.842	121.3	26.668	78.9	24.276	119.1	1:41.834	86.02	1.061	14:31:57.252
3 -	32.458	96.8	18.473	122.0	27.016	77.1	24.333	118.9	1:42.280	85.64	1.507	14:33:39.532
4 -	31.804	98.2	18.461	121.7	26.357	82.6	24.173	117.7	1:40.795 (2)	86.90	0.022	14:35:20.327
5 -	31.555	97.3	18.579	121.3	26.591	79.2	24.048	120.0	1:40.773 (1)	86.92		14:37:01.100
6 -	32.512	95.3	19.048	121.1	27.200	77.1	24.576	118.7	1:43.336	84.77	2.563	14:38:44.436
7 -	32.374	95.7	18.896	120.6	27.041	79.3	24.276	120.4	1:42.587	85.38	1.814	14:40:27.023
8 -	31.793	98.2	18.717	118.9	26.816	80.1	24.407	115.7	1:41.733	86.10	0.960	14:42:08.756
9 -	31.825	97.1	18.607	119.6	26.649	82.8	24.283	115.7	1:41.364 (3)	86.41	0.591	14:43:50.120
10 -	31.818	98.2	18.522	119.4	26.709	80.6	24.338	116.1	1:41.387	86.40	0.614	14:45:31.507

P25	11	Stephen CAMPBELL					Honda - Campbell Racing					
IDEAL LAP TIME : 1:40.309			BEST LAP TIME : 1:40.556			DIFFERENCE : 0.247						
LAP	SECTOR 1	SECTOR 2	SECTOR 3	SECTOR 4	LAP TIME	MPH	DIFF	TIME OF DAY				
1 -	95.5	19.345	120.4	27.984	78.3	24.428	117.7	1:52.776	77.67	12.220	14:30:15.756	
2 -	32.799	98.5	18.569	120.6	27.203	77.9	24.387	115.9	1:42.958	85.08	2.402	14:31:58.714
3 -	32.324	98.6	18.634	119.4	26.877	78.5	24.286	116.1	1:42.121	85.77	1.565	14:33:40.835
4 -	32.431	96.0	18.668	119.1	26.976	78.8	24.265	115.3	1:42.340	85.59	1.784	14:35:23.175
5 -	32.498	96.9	18.716	119.4	26.991	76.2	25.285	115.9	1:43.490	84.64	2.934	14:37:06.665
6 -	32.039	98.6	18.565	120.6	26.733	76.7	24.087	117.9	1:41.424	86.36	0.868	14:38:48.089
7 -	31.947	99.2	18.330	121.5	26.544	78.3	23.889	117.9	1:40.710 (2)	86.98	0.154	14:40:28.799
8 -	31.817	99.8	18.471	120.6	26.708	76.4	23.904	118.7	1:40.900 (3)	86.81	0.344	14:42:09.699
9 -	31.775	100.7	18.378	120.6	27.322	80.8	24.002	115.3	1:41.477	86.32	0.921	14:43:51.176
10 -	31.644	99.1	18.535	118.9	26.446	79.1	23.931	115.9	1:40.556 (1)	87.11		14:45:31.732

P26	16	Andrew SAWFORD					Aprilia - St Neots Motorcycle Co Ltd					
IDEAL LAP TIME : 1:40.051			BEST LAP TIME : 1:40.171			DIFFERENCE : 0.120						
LAP	SECTOR 1	SECTOR 2	SECTOR 3	SECTOR 4	LAP TIME	MPH	DIFF	TIME OF DAY				
1 -	89.0	20.634	115.9	28.456	74.0	24.911	120.0	1:56.400	75.25	16.229	14:30:19.380	
2 -	32.845	97.1	18.831	120.9	26.832	80.5	24.391	118.5	1:42.899	85.13	2.728	14:32:02.279
3 -	31.647	94.6	18.625	122.4	26.653	84.8	24.368	117.7	1:41.293	86.48	1.122	14:33:43.572
4 -	31.859	97.3	18.507	122.0	26.526	84.2	23.979	119.8	1:40.871 (3)	86.84	0.700	14:35:24.443

Weather / Track : Cloudy / Dry

Brands Hatch GP
Circuit Length = 2.4332 miles
Start: 14:28 Flag 14:44 End: 14:46

MCRCB BULLETIN TK132

2015 MCE British Superbike Championship - Round 12

2015 HEL British Motostar Championship

RACE 2 - SECTOR ANALYSIS

SECTOR 1 = FL to I1, SECTOR 2 = I1 to I2 SECTOR 3 = I2 to I3, SECTOR 4 = I3 to FL, DIFF = Difference To Personal Best Lap

5 -	31.808	99.4	18.620	122.4	26.756	76.9	24.230	120.0	1:41.414	86.37	1.243	14:37:05.857	
6 -	31.974	98.5	18.564	121.7	26.913	83.1	23.990	118.3	1:41.441	86.35	1.270	14:38:47.298	
7 -	31.298	97.9	18.577	120.6	26.420	83.4	23.876	120.6	1:40.171 (1)	87.44		14:40:27.469	
8 -	32.463	96.2	18.850	118.1	26.812	77.5	24.289	120.4	1:42.414	85.53	2.243	14:42:09.883	
9 -	31.955	99.8	18.459	122.2	27.148	83.5	23.997	118.7	1:41.559	86.25	1.388	14:43:51.442	
10 -	31.600	98.3	18.507	121.1	26.427	82.7	23.874	119.6	1:40.408	(2)	87.24	0.237	14:45:31.850

P27 3		Mark CLAYTON				Honda - SP125 / Refined Recruitment							
IDEAL LAP TIME : 1:41.031		BEST LAP TIME : 1:41.061				DIFFERENCE : 0.030							
LAP	SECTOR 1	SECTOR 2	SECTOR 3	SECTOR 4	LAP TIME	MPH	DIFF	TIME OF DAY					
1 -		96.2	18.966	121.5	27.620	81.8	24.589	117.9	1:51.566	78.51	10.505	14:30:14.546	
2 -	32.101	98.6	18.502	121.1	27.313	81.1	24.533	116.9	1:42.449	85.50	1.388	14:31:56.995	
3 -	32.322	100.1	18.453	122.4	27.226	83.4	24.479	117.7	1:42.480	85.47	1.419	14:33:39.475	
4 -	32.125	98.5	18.360	121.1	26.984	82.3	24.400	116.9	1:41.869	(2)	85.99	0.808	14:35:21.344
5 -	31.816	99.8	18.594	120.6	27.105	82.8	24.358	117.1	1:41.873	(3)	85.98	0.812	14:37:03.217
6 -	31.846	98.6	18.438	120.6	27.154	80.8	24.558	117.3	1:41.996		85.88	0.935	14:38:45.213
7 -	31.815	98.5	18.817	120.4	27.085	80.1	24.437	118.7	1:42.154		85.75	1.093	14:40:27.367
8 -	32.403	98.2	18.518	122.6	26.950	83.5	24.258	119.1	1:42.129		85.77	1.068	14:42:09.496
9 -	32.161	99.4	18.387	122.6	27.586	79.9	24.314	118.7	1:42.448		85.50	1.387	14:43:51.944
10 -	31.617	100.3	18.390	122.0	26.867	84.4	24.187	117.3	1:41.061 (1)	86.67		14:45:33.005	

P28 24		Tasia RODINK				Honda - Promemo Racing							
IDEAL LAP TIME : 1:40.527		BEST LAP TIME : 1:41.016				DIFFERENCE : 0.489							
LAP	SECTOR 1	SECTOR 2	SECTOR 3	SECTOR 4	LAP TIME	MPH	DIFF	TIME OF DAY					
1 -		88.1	19.431	122.0	28.362	78.6	24.807	117.5	1:55.719	75.69	14.703	14:30:18.699	
2 -	32.668	94.3	18.615	122.0	27.129	78.3	24.168	117.7	1:42.580	85.39	1.564	14:32:01.279	
3 -	32.568	91.5	18.794	120.6	27.370	79.7	24.184	117.3	1:42.916	85.11	1.900	14:33:44.195	
4 -	31.900	96.6	18.388	121.5	26.670	84.0	24.058	117.7	1:41.016 (1)	86.71		14:35:25.211	
5 -	31.909	97.2	18.376	121.3	26.779	81.6	24.048	117.9	1:41.112	(3)	86.63	0.096	14:37:06.323
6 -	32.027	97.9	18.410	120.2	26.890	80.7	23.856	117.7	1:41.183		86.57	0.167	14:38:47.506
7 -	32.011	97.1	18.270	121.7	26.882	83.6	23.855	118.9	1:41.018	(2)	86.71	0.002	14:40:28.524
8 -	31.777	96.0	18.466	119.8	26.707	78.5	24.163	117.9	1:41.113		86.63	0.097	14:42:09.637
9 -	32.476	96.9	18.373	122.0	27.393	76.7	24.117	117.5	1:42.359		85.57	1.343	14:43:51.996
10 -	32.054	98.5	18.225	122.2	26.715	81.9	24.208	117.3	1:41.202		86.55	0.186	14:45:33.198

P29 87		Jamie EDWARDS				Nykos - Kinpac Racing							
IDEAL LAP TIME : 1:40.652		BEST LAP TIME : 1:40.830				DIFFERENCE : 0.178							
LAP	SECTOR 1	SECTOR 2	SECTOR 3	SECTOR 4	LAP TIME	MPH	DIFF	TIME OF DAY					
1 -		95.1	19.417	120.0	27.706	83.0	24.904	109.4	1:54.873	76.25	14.043	14:30:17.853	
2 -	32.551	98.9	18.741	115.7	27.055	83.7	24.498	116.9	1:42.845	85.17	2.015	14:32:00.698	
3 -	32.121	98.5	18.593	118.5	26.983	84.8	24.259	116.7	1:41.956	85.91	1.126	14:33:42.654	
4 -	31.998	99.1	18.581	118.9	26.900	84.6	24.093	116.5	1:41.572	(3)	86.24	0.742	14:35:24.226
5 -	31.920	98.5	18.603	119.1	26.723	81.9	24.331	115.9	1:41.577		86.23	0.747	14:37:05.803
6 -	31.774	98.3	18.660	117.5	26.839	86.0	24.251	115.1	1:41.524	(2)	86.28	0.694	14:38:47.327
7 -	31.952	98.3	18.447	119.4	26.569	86.5	23.862	118.5	1:40.830 (1)	86.87		14:40:28.157	
8 -	31.853	99.7	18.834	112.7	27.183	83.0	24.183	119.1	1:42.053		85.83	1.223	14:42:10.210
9 -	32.194	98.8	18.478	120.0	27.161	83.1	24.796	116.7	1:42.629		85.35	1.799	14:43:52.839
10 -	32.107	98.1	18.685	118.9	27.033	83.4	24.350	116.7	1:42.175		85.73	1.345	14:45:35.014

P30 7		Jamie ASHBY				Honda - SP125 / JPA Racing							
IDEAL LAP TIME : 1:42.897		BEST LAP TIME : 1:43.113				DIFFERENCE : 0.216							
LAP	SECTOR 1	SECTOR 2	SECTOR 3	SECTOR 4	LAP TIME	MPH	DIFF	TIME OF DAY					
1 -		91.4	19.428	116.7	28.129	76.0	25.107	115.1	1:54.824	76.28	11.711	14:30:17.804	
2 -	33.350	96.1	18.855	119.8	27.493	77.7	24.728	117.1	1:44.426	83.88	1.313	14:32:02.230	
3 -	32.887	96.4	18.825	119.8	27.133	81.3	24.721	116.1	1:43.566	84.58	0.453	14:33:45.796	
4 -	32.694	97.2	18.734	119.4	27.359	79.4	24.671	115.5	1:43.458	84.67	0.345	14:35:29.254	
5 -	32.907	97.1	18.804	118.7	27.125	83.5	24.718	115.5	1:43.554	84.59	0.441	14:37:12.808	
6 -	32.658	97.5	18.646	119.4	27.105	80.1	24.734	114.7	1:43.143	(2)	84.92	0.030	14:38:55.951
7 -	32.698	95.7	18.827	117.9	27.059	82.9	24.683	113.9	1:43.267	(3)	84.82	0.154	14:40:39.218
8 -	32.767	96.9	18.862	117.5	27.305	80.9	24.801	112.7	1:43.735		84.44	0.622	14:42:22.953

Weather / Track : Cloudy / Dry

Brands Hatch GP

Circuit Length = 2.4332 miles

Start: 14:28 Flag 14:44 End: 14:46

MCRCB BULLETIN TK132

2015 MCE British Superbike Championship - Round 12

2015 HEL British Motostar Championship

RACE 2 - SECTOR ANALYSIS

SECTOR 1 = FL to I1, SECTOR 2 = I1 to I2 SECTOR 3 = I2 to I3, SECTOR 4 = I3 to FL, DIFF = Difference To Personal Best Lap

9 - 32.731 96.2 18.809 117.5 27.146 82.5 24.720 114.3 1:43.406 84.71 0.293 14:44:06.359
10 - 32.731 97.2 18.789 117.5 27.002 83.1 24.591 114.9 1:43.113 (1) 84.95 14:45:49.472

P31 18		Clint CLARKE				Honda - Mark Torrance Electrical / Kabuto Helmets						
IDEAL LAP TIME : 1:42.718		BEST LAP TIME : 1:43.043				DIFFERENCE : 0.325						
LAP	SECTOR 1	SECTOR 2		SECTOR 3		SECTOR 4		LAP TIME	MPH	DIFF	TIME OF DAY	
1 -		91.9	19.255	111.8	27.574	76.8	24.887	112.4	1:53.981	76.85	10.938	14:30:16.961
2 -	33.088	95.5	19.034	113.7	27.532	76.6	24.611	112.9	1:44.265	84.01	1.222	14:32:01.226
3 -	32.399	94.6	18.834	114.9	27.153	79.7	24.657	112.5	1:43.043 (1)	85.01		14:33:44.269
4 -	32.638	96.6	18.752	114.3	27.235	76.6	24.670	110.7	1:43.295 (3)	84.80	0.252	14:35:27.564
5 -	32.685	95.3	18.902	113.5	27.365	77.9	24.784	109.6	1:43.736	84.44	0.693	14:37:11.300
6 -	33.120	94.9	18.927	112.7	27.416	78.0	24.782	110.9	1:44.245	84.03	1.202	14:38:55.545
7 -	32.882	95.0	19.257	113.7	27.184	79.9	24.783	111.8	1:44.106	84.14	1.063	14:40:39.651
8 -	32.915	94.2	18.887	113.1	27.140	79.7	25.103	111.1	1:44.045	84.19	1.002	14:42:23.696
9 -	32.805	95.4	18.860	113.3	27.195	76.1	24.784	110.3	1:43.644	84.51	0.601	14:44:07.340
10 -	32.610	95.5	18.866	113.1	26.956	80.3	24.761	110.3	1:43.193 (2)	84.88	0.150	14:45:50.533

P32 10 M3		Justin WARING				Honda - Cresswell Racing						
IDEAL LAP TIME : 1:44.966		BEST LAP TIME : 1:45.397				DIFFERENCE : 0.431						
LAP	SECTOR 1	SECTOR 2		SECTOR 3		SECTOR 4		LAP TIME	MPH	DIFF	TIME OF DAY	
1 -		89.8	19.270	122.9	28.575	81.0	25.151	117.9	1:55.868	75.60	10.471	14:30:18.848
2 -	33.400	91.6	18.764	123.1	28.372	80.0	24.861	117.9	1:45.397 (1)	83.11		14:32:04.245
3 -	33.112	96.2	19.113	119.1	28.661	79.1	24.909	117.1	1:45.795 (3)	82.80	0.398	14:33:50.040
4 -	33.266	92.5	18.973	115.9	29.188	75.7	25.535	116.5	1:46.962	81.89	1.565	14:35:37.002
5 -	33.788	90.5	19.011	116.9	29.105	79.1	25.050	116.5	1:46.954	81.90	1.557	14:37:23.956
6 -	33.117	85.3	19.135	118.3	28.504	79.8	25.250	116.1	1:46.006	82.63	0.609	14:39:09.962
7 -	32.969	93.2	19.055	118.3	28.483	76.9	24.993	117.9	1:45.500 (2)	83.03	0.103	14:40:55.462
8 -	33.006	86.5	19.040	116.5	29.090	77.7	25.183	116.1	1:46.319	82.39	0.922	14:42:41.781
9 -	33.209	89.1	19.014	115.3	29.164	74.3	25.074	115.5	1:46.461	82.28	1.064	14:44:28.242

P33 9		David WALES				Honda - TAD Racing						
IDEAL LAP TIME : 1:48.972		BEST LAP TIME : 1:49.488				DIFFERENCE : 0.516						
LAP	SECTOR 1	SECTOR 2		SECTOR 3		SECTOR 4		LAP TIME	MPH	DIFF	TIME OF DAY	
1 -		88.1	19.694	115.5	29.255	75.9	26.185	109.1	2:00.066	72.95	10.578	14:30:23.046
2 -	34.673	83.2	19.865	114.1	29.328	72.9	26.176	108.5	1:50.042	79.60	0.554	14:32:13.088
3 -	34.478	84.9	19.863	113.9	29.560	71.8	25.998	109.8	1:49.899 (3)	79.70	0.411	14:34:02.987
4 -	34.630	84.8	19.751	113.1	30.286	72.3	26.058	110.7	1:50.725	79.11	1.237	14:35:53.712
5 -	34.326	82.6	19.623	113.3	29.547	73.1	25.992	108.7	1:49.488 (1)	80.00		14:37:43.200
6 -	34.658	86.5	19.806	113.1	29.320	70.1	26.044	108.5	1:49.828 (2)	79.75	0.340	14:39:33.028
7 -	34.564	87.0	20.904	109.4	30.043	72.4	25.768	110.3	1:51.279	78.71	1.791	14:41:24.307
8 -	34.954	84.2	19.844	114.7	30.211	70.9	26.813	108.9	1:51.822	78.33	2.334	14:43:16.129
9 -	35.405	86.2	19.965	111.6	30.127	72.8	26.280	108.2	1:51.777	78.36	2.289	14:45:07.906

P34 13 M3		Sam BURMAN				Honda - WNT / Burman Racing						
IDEAL LAP TIME : 1:40.572		BEST LAP TIME : 1:40.803				DIFFERENCE : 0.231						
LAP	SECTOR 1	SECTOR 2		SECTOR 3		SECTOR 4		LAP TIME	MPH	DIFF	TIME OF DAY	
1 -		96.5	18.750	125.4	27.252	83.9	24.277	121.1	1:51.831	78.33	11.028	14:30:14.811
2 -	32.356	100.9	18.277	125.2	27.219	81.0	24.293	119.6	1:42.145	85.75	1.342	14:31:56.956
3 -	32.008	100.4	18.202	125.2	26.831	83.8	24.154	120.6	1:41.195 (2)	86.56	0.392	14:33:38.151
4 -	32.212	100.6	18.091	125.9	26.465	87.7	24.035	119.8	1:40.803 (1)	86.90		14:35:18.954
5 -	32.056	100.7	18.402	122.6	27.007	84.7	24.336	119.4	1:41.801 (3)	86.04	0.998	14:37:00.755
6 -	32.734	96.9	18.643	122.6	27.575	79.8	24.534	119.1	1:43.486	84.64	2.683	14:38:44.241
7 -	32.407	96.1	18.594	121.7	27.333	82.2	24.324	119.6	1:42.658	85.33	1.855	14:40:26.899
8 -	32.626	98.5	18.447	124.0	26.884	80.2	24.419	119.1	1:42.376	85.56	1.573	14:42:09.275

P35 57		Roman RAJEK				Honda - Moto UK Racing						
IDEAL LAP TIME : 1:43.610		BEST LAP TIME : 1:43.622				DIFFERENCE : 0.012						
LAP	SECTOR 1	SECTOR 2		SECTOR 3		SECTOR 4		LAP TIME	MPH	DIFF	TIME OF DAY	
1 -		88.0	19.382	121.1	28.599	77.8	24.863	118.9	1:56.174	75.40	12.552	14:30:19.154

Weather / Track : Cloudy / Dry

Brands Hatch GP
 Circuit Length = 2.4332 miles
 Start: 14:28 Flag 14:44 End: 14:46

MCRCB BULLETIN TK132

2015 MCE British Superbike Championship - Round 12

2015 HEL British Motostar Championship

RACE 2 - SECTOR ANALYSIS

SECTOR 1 = FL to I1, SECTOR 2 = I1 to I2 SECTOR 3 = I2 to I3, SECTOR 4 = I3 to FL, DIFF = Difference To Personal Best Lap

2 -	33.567	96.1	18.809	123.3	28.189	80.3	24.746	118.1	1:45.311	(3)	83.18	1.689	14:32:04.465
3 -	33.611	95.5	19.058	122.2	28.232	76.1	24.944	118.5	1:45.845		82.76	2.223	14:33:50.310
4 -	33.841	92.8	18.747	122.4	28.899	78.0	25.549	118.1	1:47.036		81.84	3.414	14:35:37.346
5 -	33.742	96.1	18.727	121.7	28.157	81.4	24.822	116.7	1:45.448		83.07	1.826	14:37:22.794
6 -	33.041	95.4	18.651	120.4	28.307	78.4	24.683	117.5	1:44.682	(2)	83.68	1.060	14:39:07.476
7 -	32.686	97.6	18.663	121.3	27.757	77.7	24.516	116.9	1:43.622	(1)	84.53		14:40:51.098

P36		4		Louis VALLELEY				KTM - CM Racing							
IDEAL LAP TIME : 1:41.693				BEST LAP TIME : 1:42.208				DIFFERENCE : 0.515							
LAP	SECTOR 1	SECTOR 2	SECTOR 3	SECTOR 4	LAP TIME	MPH	DIFF	TIME OF DAY							
1 -		95.4	19.619	120.0	27.323	82.9	24.748	115.1	1:54.407	76.56	12.199	14:30:17.387			
2 -	32.463	94.9	19.228	118.7	26.992	81.7	24.729	114.1	1:43.412	(2)	84.70	1.204	14:32:00.799		
3 -	32.268	96.4	18.949	118.5	26.685	85.3	24.306	115.5	1:42.208	(1)	85.70		14:33:43.007		

MCRCB BULLETIN TK133**2015 MCE British Superbike Championship - Round 12****2015 HEL British Motostar Championship****RACE 2 - BEST SPEEDS**

POS	INTERMEDIATE 1			INTERMEDIATE 2			INTERMEDIATE 3			FINISH LINE		
	NO	NAME	MPH	NO	NAME	MPH	NO	NAME	MPH	NO	NAME	MPH
1	95	DEROUE	108.7	95	DEROUE	132.3	1	RENDELL	94.3	6	TAYLOR	128.0
2	6	TAYLOR	106.8	47	ARCHER	131.5	25	BROUWERS	93.3	95	DEROUE	127.8
3	47	ARCHER	105.8	70	LONGSHAW	131.5	26	SAEZ	92.8	70	LONGSHAW	126.8
4	26	SAEZ	105.3	6	TAYLOR	131.3	52	BOERBOOM	92.1	47	ARCHER	126.3
5	52	BOERBOOM	104.3	52	BOERBOOM	130.0	95	DEROUE	90.9	1	RENDELL	124.7
6	62	VAN DER VALK	104.2	26	SAEZ	129.8	62	VAN DER VALK	90.6	26	SAEZ	124.5
7	44	BEST	104.0	71	BEINLICH	128.8	86	NESBITT	90.5	79	TAYLOR	124.5
8	70	LONGSHAW	104.0	79	TAYLOR	128.8	6	TAYLOR	89.9	28	RAY	124.0
9	1	RENDELL	103.8	28	RAY	127.8	47	ARCHER	89.7	52	BOERBOOM	124.0
10	35	LODGE	103.8	27	POLDEN	127.5	35	LODGE	89.5	2	THOMAS	123.8
11	25	BROUWERS	103.7	35	LODGE	127.5	13	BURMAN	87.7	27	POLDEN	123.8
12	71	BEINLICH	103.0	62	VAN DER VALK	127.3	28	RAY	87.6	35	LODGE	123.1
13	28	RAY	102.9	25	BROUWERS	127.0	98	DE VRIES	87.6	98	DE VRIES	123.1
14	79	TAYLOR	102.6	1	RENDELL	126.6	79	TAYLOR	87.1	44	BEST	122.9
15	42	SLOOTEN	102.4	2	THOMAS	126.6	21	KERR	87.0	25	BROUWERS	122.4
16	98	DE VRIES	102.1	8	TOMS	126.3	70	LONGSHAW	86.9	42	SLOOTEN	122.4
17	27	POLDEN	101.8	98	DE VRIES	126.3	87	EDWARDS	86.5	71	BEINLICH	122.4
18	17	JONKER	101.5	13	BURMAN	125.9	71	BEINLICH	86.4	62	VAN DER VALK	122.2
19	86	NESBITT	101.5	42	SLOOTEN	125.9	8	TOMS	86.3	65	OWENS	121.7
20	2	THOMAS	101.3	44	BEST	125.2	4	VALLELEY	85.3	21	KERR	121.5
21	13	BURMAN	100.9	65	OWENS	124.7	42	SLOOTEN	85.1	86	NESBITT	121.5
22	11	CAMPBELL	100.7	86	NESBITT	124.7	16	SAWFORD	84.8	17	JONKER	121.3
23	65	OWENS	100.7	17	JONKER	123.8	17	JONKER	84.7	8	TOMS	121.1
24	8	TOMS	100.4	57	RAJEK	123.3	3	CLAYTON	84.4	13	BURMAN	121.1
25	3	CLAYTON	100.3	10	WARING	123.1	44	BEST	84.3	16	SAWFORD	120.6
26	16	SAWFORD	99.8	3	CLAYTON	122.6	65	OWENS	84.3	34	DELVES	120.4
27	87	EDWARDS	99.7	21	KERR	122.6	2	THOMAS	84.2	3	CLAYTON	119.1
28	24	RODINK	98.5	16	SAWFORD	122.4	24	RODINK	84.0	87	EDWARDS	119.1
29	34	DELVES	98.2	24	RODINK	122.2	7	ASHBY	83.5	24	RODINK	118.9
30	4	VALLELEY	98.1	34	DELVES	122.0	27	POLDEN	82.9	57	RAJEK	118.9
31	21	KERR	98.1	11	CAMPBELL	121.5	34	DELVES	82.8	11	CAMPBELL	118.7
32	57	RAJEK	97.6	4	VALLELEY	120.0	57	RAJEK	81.4	10	WARING	117.9
33	7	ASHBY	97.5	87	EDWARDS	120.0	10	WARING	81.0	7	ASHBY	117.1
34	18	CLARKE	96.6	7	ASHBY	119.8	11	CAMPBELL	80.8	4	VALLELEY	115.5
35	10	WARING	96.2	9	WALES	115.5	18	CLARKE	80.3	18	CLARKE	112.9
36	9	WALES	88.1	18	CLARKE	114.9	9	WALES	75.9	9	WALES	110.7

Weather / Track : Cloudy / Dry

Brands Hatch GP

Circuit Length = 2.4332 miles

Start: 14:28 Flag 14:44 End: 14:46

Results can be found at www.tsl-timing.com

Printed - 14:49 Saturday, 17 October 2015

MCRCB BULLETIN TK134

2015 MCE British Superbike Championship - Round 12

2015 HEL British Motostar Championship

RACE 2 - BEST SECTORS

SECTOR 1				SECTOR 2		SECTOR 3		SECTOR 4		IDEAL / BEST COMPARISON								
POS	NO	NAME	TIME	NO	NAME	TIME	NO	NAME	TIME	POS	NO	NAME	IDEAL	BEST	DIFF			
													PERFECT LAP	1:34.044				
1	95	DEROUE	29.595	95	DEROUE	17.128	6	TAYLOR	24.655	6	TAYLOR	22.666	1	95	DEROUE	1:34.311	1:34.719	0.408
2	6	TAYLOR	29.710	26	SAEZ	17.284	25	BROUWER	24.822	95	DEROUE	22.715	2	6	TAYLOR	1:34.361	1:34.795	0.434
3	25	BROUWER	29.909	6	TAYLOR	17.330	95	DEROUE	24.873	26	SAEZ	22.760	3	26	SAEZ	1:34.993	1:35.111	0.118
4	1	RENDELL	29.948	47	ARCHER	17.376	26	SAEZ	24.983	1	RENDELL	22.868	4	25	BROUWERS	1:35.098	1:35.314	0.216
5	26	SAEZ	29.966	25	BROUWER	17.434	1	RENDELL	25.008	47	ARCHER	22.887	5	1	RENDELL	1:35.317	1:35.344	0.027
6	47	ARCHER	30.045	1	RENDELL	17.493	62	VAN DER	25.072	62	VAN DER	22.890	6	62	VAN DER VALK	1:35.634	1:35.886	0.252
7	62	VAN DER	30.146	79	TAYLOR	17.497	47	ARCHER	25.390	25	BROUWER	22.933	7	47	ARCHER	1:35.698	1:35.703	0.005
8	35	LODGE	30.309	35	LODGE	17.500	35	LODGE	25.435	35	LODGE	23.016	8	35	LODGE	1:36.260	1:36.423	0.163
9	86	NESBITT	30.496	52	BOERBOO	17.518	52	BOERBOO	25.463	79	TAYLOR	23.053	9	52	BOERBOOM	1:36.592	1:36.835	0.243
10	52	BOERBOO	30.522	62	VAN DER	17.526	86	NESBITT	25.517	52	BOERBOO	23.089	10	79	TAYLOR	1:36.986	1:37.084	0.098
11	79	TAYLOR	30.668	70	LONGSHA	17.696	65	OWENS	25.610	28	RAY	23.191	11	86	NESBITT	1:37.251	1:37.421	0.170
12	98	DE VRIE	30.771	42	SLOOTEN	17.715	98	DE VRIE	25.702	98	DE VRIE	23.306	12	98	DE VRIES	1:37.557	1:37.631	0.074
13	71	BEINLIC	30.833	28	RAY	17.733	79	TAYLOR	25.768	70	LONGSHA	23.332	13	28	RAY	1:37.659	1:37.701	0.042
14	44	BEST	30.901	44	BEST	17.759	28	RAY	25.810	86	NESBITT	23.369	14	65	OWENS	1:38.183	1:38.755	0.572
15	28	RAY	30.925	98	DE VRIE	17.778	21	KERR	25.820	44	BEST	23.495	15	70	LONGSHAW	1:38.268	1:38.628	0.360
16	70	LONGSHA	30.932	71	BEINLIC	17.784	17	JONKER	25.909	27	POLDEN	23.510	16	42	SLOOTEN	1:38.339	1:38.669	0.330
17	42	SLOOTEN	30.993	86	NESBITT	17.869	42	SLOOTEN	26.051	2	THOMAS	23.530	17	71	BEINLICH	1:38.373	1:38.911	0.538
18	2	THOMAS	31.017	8	TOMS	17.890	2	THOMAS	26.094	65	OWENS	23.535	18	44	BEST	1:38.500	1:38.774	0.274
19	65	OWENS	31.086	2	THOMAS	17.901	71	BEINLIC	26.204	71	BEINLIC	23.552	19	2	THOMAS	1:38.542	1:38.798	0.256
20	21	KERR	31.242	27	POLDEN	17.927	27	POLDEN	26.263	42	SLOOTEN	23.580	20	27	POLDEN	1:39.036	1:39.192	0.156
21	16	SAWFORD	31.298	65	OWENS	17.952	70	LONGSHA	26.308	24	RODINK	23.855	21	21	KERR	1:39.088	1:39.515	0.427
22	27	POLDEN	31.336	13	BURMAN	18.091	44	BEST	26.345	87	EDWARDS	23.862	22	17	JONKER	1:39.810	1:39.836	0.026
23	8	TOMS	31.466	21	KERR	18.141	34	DELVES	26.357	8	TOMS	23.873	23	8	TOMS	1:39.867	1:40.246	0.379
24	34	DELVES	31.555	24	RODINK	18.225	16	SAWFORD	26.420	16	SAWFORD	23.874	24	16	SAWFORD	1:40.051	1:40.171	0.120
25	17	JONKER	31.582	17	JONKER	18.291	11	CAMPBEL	26.446	21	KERR	23.885	25	11	CAMPBELL	1:40.309	1:40.556	0.247
26	3	CLAYTON	31.617	11	CAMPBEL	18.330	13	BURMAN	26.465	11	CAMPBEL	23.889	26	34	DELVES	1:40.421	1:40.773	0.352
27	11	CAMPBEL	31.644	3	CLAYTON	18.360	87	EDWARDS	26.569	17	JONKER	24.028	27	24	RODINK	1:40.527	1:41.016	0.489
28	87	EDWARDS	31.774	87	EDWARDS	18.447	8	TOMS	26.638	13	BURMAN	24.035	28	13	BURMAN	1:40.572	1:40.803	0.231
29	24	RODINK	31.777	16	SAWFORD	18.459	24	RODINK	26.670	34	DELVES	24.048	29	87	EDWARDS	1:40.652	1:40.830	0.178
30	4	VALLELE	31.871	34	DELVES	18.461	4	VALLELE	26.685	3	CLAYTON	24.187	30	3	CLAYTON	1:41.031	1:41.061	0.030
31	13	BURMAN	31.981	7	ASHBY	18.646	3	CLAYTON	26.867	4	VALLELE	24.306	31	4	VALLELEY	1:41.693	1:42.208	0.515
32	18	CLARKE	32.399	57	RAJEK	18.651	18	CLARKE	26.956	57	RAJEK	24.516	32	18	CLARKE	1:42.718	1:43.043	0.325
33	7	ASHBY	32.658	18	CLARKE	18.752	7	ASHBY	27.002	7	ASHBY	24.591	33	7	ASHBY	1:42.897	1:43.113	0.216
34	57	RAJEK	32.686	10	WARING	18.764	57	RAJEK	27.757	18	CLARKE	24.611	34	57	RAJEK	1:43.610	1:43.622	0.012
35	10	WARING	32.969	4	VALLELE	18.831	10	WARING	28.372	10	WARING	24.861	35	10	WARING	1:44.966	1:45.397	0.431
36	9	WALES	34.326	9	WALES	19.623	9	WALES	29.255	9	WALES	25.768	36	9	WALES	1:48.972	1:49.488	0.516

Weather / Track : Cloudy / Dry

Results can be found at www.tsl-timing.com

Brands Hatch GP

Circuit Length = 2.4332 miles

Start: 14:28 Flag 14:44 End: 14:46

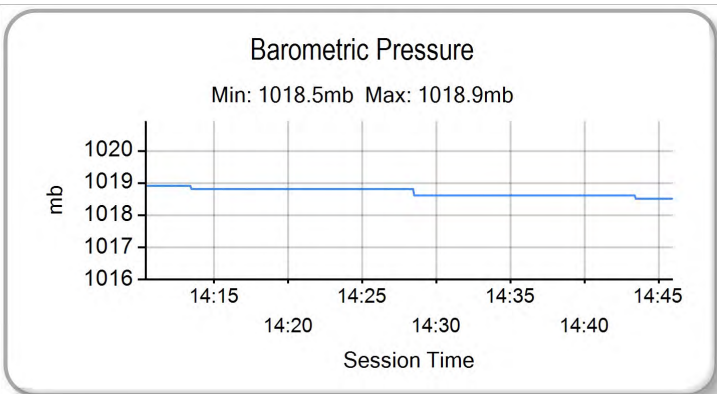
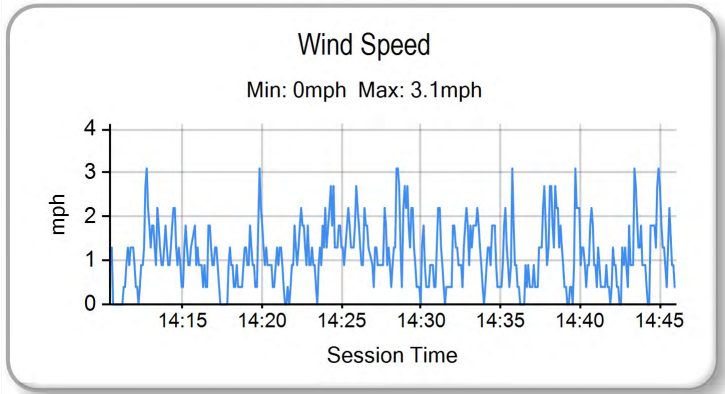
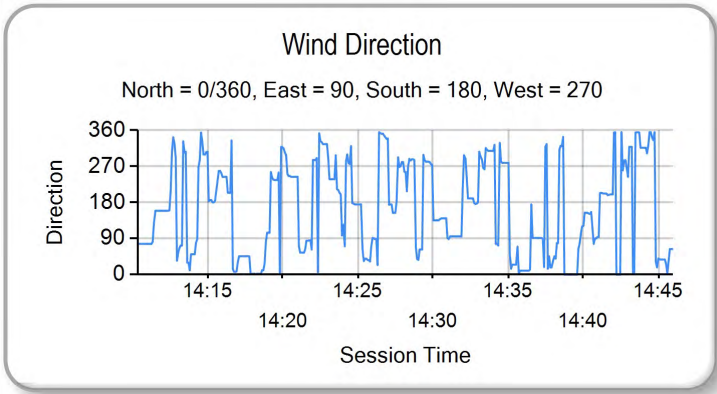
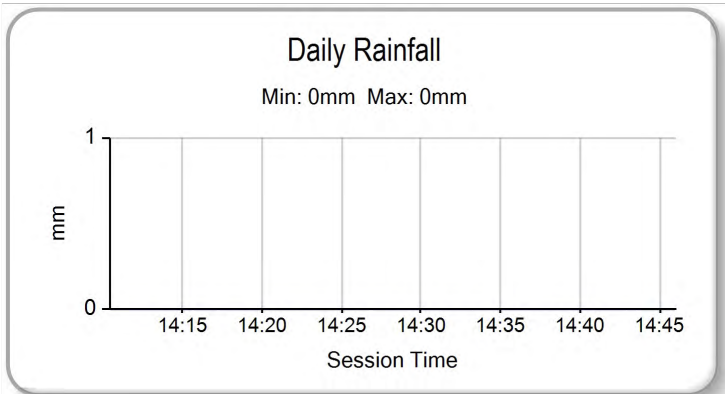
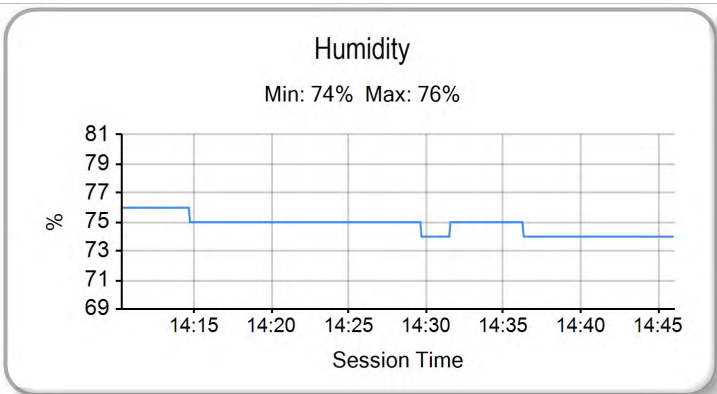
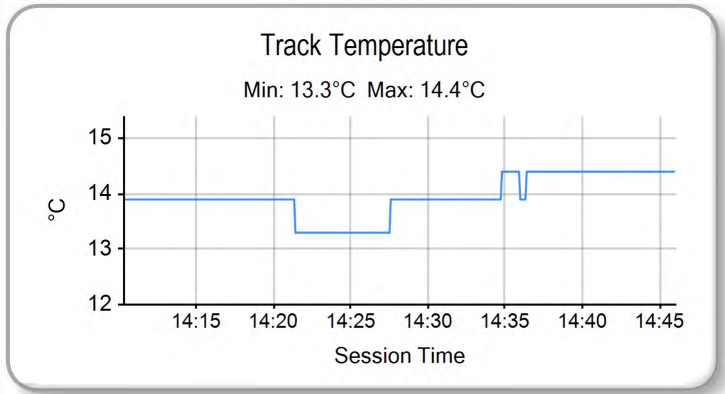
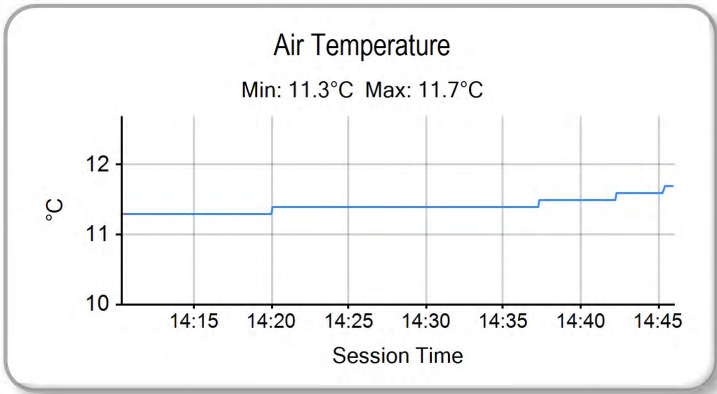
Printed - 14:50 Saturday, 17 October 2015

MCRCB BULLETIN TK135

2015 MCE British Superbike Championship - Round 12

2015 HEL British Motostar Championship

RACE 2 - WEATHER CONDITIONS



Weather / Track : Cloudy / Dry

Results can be found at www.tsl-timing.com

Brands Hatch GP
Circuit Length = 2.4332 miles
Start: 14:28 Flag 14:44 End: 14:46

Printed - 14:50 Saturday, 17 October 2015

MCRCB BULLETIN TK136

2015 HEL Performance British Motostar Championship

MOTO 3 POINTS AFTER ROUND 21

	TOTAL	GAP	DIFF	4th-6th April Donington Park	17th-19th April Brands Hatch Indy	2nd-4th May Oulton Park	19th-21st June Snetterton	3rd-5th July Knockhill	17th-19th July Brands Hatch GP	31st July-2nd August Thruxton	21st-23rd August Cadwell Park	4th-6th Sept Oulton Park	18th-20th September Assen	2nd-4th October Silverstone	16th-18th October Brands Hatch - GP
Scott DEROUÉ	448			25	20 25	13	25 20	20 20	20 25	20 25	20 25	25	20 25	25 25	25
Taz TAYLOR	354	94		20 16	25 20	25	25	25 25	25 20	25 13	25		25	20 20	
Edward RENDELL	262	186	92	16 13	16 16	20	16 16	13 16	8 16		11		10 7 20	16 16	16
Dani SAEZ	208	240	54	11	8 9	8	20 8	16 10	13 13	16 16		13	16 11		20
Jorel BOERBOOM	206	242	2	10	10 13	10		13	13	11 11	6 8	11 20	11	10 16	11 13 9
Jake ARCHER	162	286	44	3	7 6	11			1 9	11 10	13 13	20	11 13	13 10	11
Charlie NESBITT	161	287	1	8	13	7	10 11	11 8	16	13 20	16	16	6		6
Vasco VAN DER VALK	147	301	14	9 4	1 2	1	4 7	8 9	7 7	5 4	10 11	9	8 10	10 11	10
Elliot LODGE	133	315	14	8 6	5 5	6	9	10 7	6 9	4 3	7 9	5	2 6	9 9	8
Mike BROUWERS	119	329	14	3	1		6 3	4	5 10	8 7	8 10	8	9 9	8 7	13
Georgina POLDEN	115	333	4	13	8	9	8	2 6	4 8	10 6	5 8	7	1 8	6 6	
Alex PERSSON	106	342	9		9 11	16	13 9	9 11	10	9 9					
Brian SLOOTEN	96	352	10	7 7	4 7	3	5 6		3 5	2	6 5	6	5 5	7 8	5
Joe THOMAS	63	385	33	11 9	2 4	2	2 2	6	2 6	3 2	3		3	2 3	1
Christoph BEINLICH	52	396	11		11 10	4	11 10						3		3
Richard KERR	48	400	4	4				7 5		1 1	3 16	3		3 5	
Edmund BEST	47	401	1	2			4	1 3	1	7 5	9 6			5 2	2
Brad RAY	45	403	2	25 20											
Tomas DE VRIES	38	410	7	5 1			3 1	3 2	4		4 7			4 4	
Joseph THOMPSON	30	418	8	10 5	3		7 5								
Joel MARKLUND	26	422	4	6	6	5		5 4							
Ernst DUBBINK	20	428	6										13 7		
TJ TOMS	11	437	9				1		3		2 4			1	
Sam BURMAN	9	439	2						2		1 2	4			
Chris TAYLOR	7	441	2												7
Dennis KOOPMAN	6	442	1										4 2		
Ryan LONGSHAW	5	443	1											1	4
Walid SOPPE	4	444	1										4		
Asher DURHAM	3	445	1		3										
Sven GREVINK	1	447	2										1		

MCRCB BULLETIN TK137

2015 HEL Performance British Motostar Championship 125GP POINTS AFTER ROUND 21

	TOTAL	GAP	DIFF	4th-6th April Donington Park	17th-19th April Brands Hatch Indy	2nd-4th May Oulton Park	19th-21st June Snetterton	3rd-5th July Knockhill	17th-19th July Brands Hatch GP	31st July-2nd August Thruxton	21st-23rd August Cadwell Park	4th-6th Sept Oulton Park	18th-20th September Assen	2nd-4th October Silverstone	16th-18th October Brands Hatch - GP
Josh OWENS	419			10 25	25 25	25	25 25	25 20	25 20	25	20 25	13	20	25 25	16
Mark CLAYTON	262	157		16 10	16 13	20	10 20	13 13	13 13	16	13 16	11	20 13	8	8
Andrew SAWFORD	244	175	18	25 20	20	16	13 13	20	9 11	20 9	16 20	10 13			9
Liam DELVES	243	176	1	11 13	7 8	10	7 9	16 16	7 8	8 20	9 10	16 16	9	16 16	11
Wesley JONKER	233	186	10	13 16	9 10	11	20 16		8	9 13	10 9	20	16	20 20	13
Cameron HORSMAN	228	191	5	6 7	9		11	25	20 25	25	25	25	25 25		
Tasia RODINK	173	246	55	8 8	11 7	5	9 8	10 9	10 10	10 11	11 7	8	11	13	7
Stephen CAMPBELL	169	250	4	9	8 11	7	6	11 10	11	13 10	13	9	11 10	9 11	10
Jamie EDWARDS	160	259	9	4 11	13 16	9	11 10	8 8	9	11 16	11	7		10	6
Jamie ASHBY	138	281	22	7 6	5 6	6	8 7	9 7	6 7	7 8	8 8	6	9	8 5	5
Ryan LONGSHAW	131	288	7	20 9	10 20	13	16	11	16 16						
Louis VALLELEY	54	365	77	5	6	8					6	5	10 8	6	
David WALES	44	375	10				5 5		5 6		5 5			6 4	3
Taz TAYLOR	25	394	19												25
Roman RAKEK	24	395	1											11 13	
Bradley RAY	20	399	4												20
Clint CLARKE	18	401	2										7	7	4
Adam MOORE	14	405	4	3	5	6									
Edgar MACHADO	13	406	1								7 6				
Steve LAWTON	8	411	5										8		
Sam LLEWELLYN	7	412	1											7	
Bryn OWEN	5	414	2	5											
Alex WOOD	5	414	0											5	



ROW 12	36	1:49.488	9 David WALES	35	1:45.397	10 Justin WARING	34	1:43.622	57 Roman RAJEK		
ROW 11			33	1:43.113	7 Jamie ASHBY	32	1:43.043	18 Clint CLARKE	31	1:42.208	4 Louis VALLELEY
ROW 10	30	1:41.061	3 Mark CLAYTON	29	1:41.016	24 Tasia RODINK	28	1:40.830	87 Jamie EDWARDS		
ROW 9			27	1:40.803	13 Sam BURMAN	26	1:40.773	34 Liam DELVES	25	1:40.556	11 Stephen CAMPBELL
ROW 8	24	1:40.246	8 TJ TOMS	23	1:40.171	16 Andrew SAWFORD	22	1:39.836	17 Wesley JONKER		
ROW 7			21	1:39.515	21 Richard KERR	20	1:39.192	27 Georgina POLDEN	19	1:38.911	71 Christoph BEINLICH
ROW 6	18	1:38.798	2 Joe THOMAS	17	1:38.774	44 Edmund BEST	16	1:38.755	65 Josh OWENS		
ROW 5			15	1:38.669	42 Brian SLOOTEN	14	1:38.628	70 Ryan LONGSHAW	13	1:37.701	28 Bradley RAY
ROW 4	12	1:37.631	98 Tomas DE VRIES	11	1:37.421	86 Charlie NESBITT	10	1:37.084	79 Chris TAYLOR		
ROW 3			9	1:36.835	52 Jorel BOERBOOM	8	1:36.423	35 Elliot LODGE	7	1:35.886	62 Vasco VAN DER VALK
ROW 2	6	1:35.703	47 Jake ARCHER	5	1:35.344	1 Edward RENDELL	4	1:35.314	25 Mike BROUWERS		
ROW 1			3	1:35.111	26 Dani SAEZ	2	1:34.795	6 Taz TAYLOR	1	1:34.719	95 Scott DEROUÉ

Pole

Brands Hatch GP
Circuit Length = 2.4332 miles

These results are provisional until the conclusion of any judicial and technical matters.

Race Director :	Stewards :	Timekeeper :
-----------------	------------	--------------

Results can be found at www.britishsuperbike.com

Printed - 14:47 Saturday, 17 October 2015





POS	NO	CL	PIC NAME	ENTRY	TIME	ON	LAPS	GAP	DIFF	MPH
1	21	M3	1 Richard KERR	Honda - Bob Wylie Racing	1:47.162	4	5			81.74
2	52	M3	2 Jorel BOERBOOM	Kalex KTM - FPW Racing	1:47.196	4	4	0.034	0.034	81.71
3	86	M3	3 Charlie NESBITT	Repli-Cast Moto 3 - Repli-Cast UK	1:47.347	4	4	0.185	0.151	81.60
4	95	M3	4 Scott DEROUÉ	KTM - Redline KTM	1:47.718	5	5	0.556	0.371	81.32
5	62	M3	5 Vasco VAN DER VALK	Honda - Team ILR / Vasco62.nl	1:48.100	4	4	0.938	0.382	81.03
6	28		1 Bradley RAY	EE125 - FAB-Racing	1:48.227	4	4	1.065	0.127	80.93
7	79	M3	6 Chris TAYLOR	KTM - Hodges Racing	1:48.245	4	4	1.083	0.018	80.92
8	44	M3	7 Edmund BEST	Honda - SymCirrus Motorsport	1:48.594	5	5	1.432	0.349	80.66
9	11		2 Stephen CAMPBELL	Honda - Campbell Racing	1:49.248	4	4	2.086	0.654	80.18
10	42	M3	8 Brian SLOOTEN	Honda - Bakker Frames Holland	1:49.291	4	4	2.129	0.043	80.15
11	70	M3	9 Ryan LONGSHAW	Kalex KTM - FPW Racing	1:49.707	4	4	2.545	0.416	79.84
12	3		3 Mark CLAYTON	Honda - SP125 / Refined Recruitment	1:50.512	3	5	3.350	0.805	79.26
13	98	M3	10 Tomas DE VRIES	Honda - DAT Racing	1:50.533	4	4	3.371	0.021	79.25
14	4		4 Louis VALLELEY	KTM - CM Racing	1:50.746	4	4	3.584	0.213	79.09
15	13	M3	11 Sam BURMAN	Honda - WNT / Burman Racing	1:50.787	3	5	3.625	0.041	79.06
16	34		5 Liam DELVES	Honda - Crucials Sauce / Banks Racing	1:51.164	4	4	4.002	0.377	78.80
17	71	M3	12 Christoph BEINLICH	Honda - Beinlich Racing Team	1:51.196	4	4	4.034	0.032	78.77
18	65		6 Josh OWENS	Honda - JPL Racing	1:51.752	4	4	4.590	0.556	78.38
19	87		7 Jamie EDWARDS	Nykos - Kinpac Racing	1:52.778	4	4	5.616	1.026	77.67
20	18		8 Clint CLARKE	Honda - Mark Torrance Electrical / Kabuto Helmets	1:52.977	4	4	5.815	0.199	77.53
21	26	M3	13 Dani SAEZ	Repli-Cast Moto 3 - Repli-Cast - Armstrong	1:53.265	2	2	6.103	0.288	77.33
22	17		9 Wesley JONKER	Luyten Honda - Racing Family	1:53.438	4	4	6.276	0.173	77.22
23	2	M3	14 Joe THOMAS	Honda - Team ILR	1:54.044	2	4	6.882	0.606	76.81
24	24		10 Tasia RODINK	Honda - Promemo Racing	1:54.239	4	4	7.077	0.195	76.67
25	57		11 Roman RAJEK	Honda - Moto UK Racing	1:55.314	4	4	8.152	1.075	75.96
26	16		12 Andrew SAWFORD	Aprilia - St Neots Motorcycle Co Ltd	1:57.352	4	4	10.190	2.038	74.64
27	9		13 David WALES	Honda - TAD Racing	2:04.740	4	4	17.578	7.388	70.22
28	8	M3	15 TJ TOMS	Repli-Cast Moto 3 - Repli-Cast UK			3			
29	7		14 Jamie ASHBY	Honda - SP125 / JPA Racing			3			
30	25	M3	16 Mike BROUWERS	Honda - Joma / Brouwersracingteam			0			

Brands Hatch GP

Circuit Length = 2.4332 miles

Start: 10:28 Flag 10:36 End: 10:38

Weather / Track : Cloudy / Damp

These results are provisional until the conclusion of any judicial and technical matters.

Race Director :	Stewards :	Timekeeper :
-----------------	------------	--------------

Results can be found at www.britishsuperbike.com

Printed - 10:39 Sunday, 18 October 2015



MCRCB BULLETIN TK198

2015 MCE British Superbike Championship - Round 12

2015 HEL British Motostar Championship

WARM-UP - SECTOR ANALYSIS

SECTOR 1 = FL to I1, SECTOR 2 = I1 to I2 SECTOR 3 = I2 to I3, SECTOR 4 = I3 to FL, DIFF = Difference To Personal Best Lap

P1		21 M3		Richard KERR				Honda - Bob Wylie Racing				
IDEAL LAP TIME : 1:46.804		BEST LAP TIME : 1:47.162				DIFFERENCE : 0.358						
LAP	SECTOR 1	SECTOR 2		SECTOR 3		SECTOR 4		LAP TIME	MPH	DIFF	TIME OF DAY	
1 -	OUTLAP	84.4	21.101	115.5	29.875	73.6	26.695	114.1	1:56.072	75.46	8.910	10:30:26.835
2 -	35.606	92.4	20.161	122.9	29.326	78.0	26.280	114.9	1:51.373	78.65	4.211	10:32:18.208
3 -	35.053	93.4	19.676	119.6	28.455	77.5	25.884	115.3	1:49.068 (3)	80.31	1.906	10:34:07.276
4 -	34.184	94.3	19.557	119.8	27.941	79.7	25.480	116.3	1:47.162 (1)	81.74		10:35:54.438
5 -	34.064	94.2	19.345	120.2	28.325	83.6	25.454	116.1	1:47.188 (2)	81.72	0.026	10:37:41.626

P2		52 M3		Jorel BOERBOOM				Kalex KTM - FPW Racing				
IDEAL LAP TIME : 1:47.196		BEST LAP TIME : 1:47.196				DIFFERENCE : 0.000						
LAP	SECTOR 1	SECTOR 2		SECTOR 3		SECTOR 4		LAP TIME	MPH	DIFF	TIME OF DAY	
1 -	OUTLAP	80.4	20.725	109.4	30.950	72.3	26.484	118.3	1:57.454	74.58	10.258	10:30:39.638
2 -	35.895	85.2	19.618	124.5	29.213	78.7	25.898	120.0	1:50.624 (3)	79.18	3.428	10:32:30.262
3 -	34.781	92.6	19.483	124.5	28.574	79.7	25.788	117.3	1:48.626 (2)	80.64	1.430	10:34:18.888
4 -	34.211	94.6	19.238	124.5	28.166	78.2	25.581	118.5	1:47.196 (1)	81.71		10:36:06.084

P3		86 M3		Charlie NESBITT				Repli-Cast Moto 3 - Repli-Cast UK				
IDEAL LAP TIME : 1:47.347		BEST LAP TIME : 1:47.347				DIFFERENCE : 0.000						
LAP	SECTOR 1	SECTOR 2		SECTOR 3		SECTOR 4		LAP TIME	MPH	DIFF	TIME OF DAY	
1 -	OUTLAP	80.5	20.619	119.8	30.010	62.3	27.051	115.3	1:56.607	75.12	9.260	10:30:37.363
2 -	36.583	85.0	19.924	120.2	29.395	70.7	26.074	115.1	1:51.976 (3)	78.22	4.629	10:32:29.339
3 -	35.092	88.1	19.872	122.2	28.813	73.9	25.999	115.7	1:49.776 (2)	79.79	2.429	10:34:19.115
4 -	34.793	94.3	19.529	119.6	27.634	77.4	25.391	115.5	1:47.347 (1)	81.60		10:36:06.462

P4		95 M3		Scott DEROUÉ				KTM - Redline KTM				
IDEAL LAP TIME : 1:47.480		BEST LAP TIME : 1:47.718				DIFFERENCE : 0.238						
LAP	SECTOR 1	SECTOR 2		SECTOR 3		SECTOR 4		LAP TIME	MPH	DIFF	TIME OF DAY	
1 -	OUTLAP	95.0	19.733	124.7	29.745	72.8	26.862	119.8	1:51.625	78.47	3.907	10:30:19.808
2 -	34.942	97.3	19.393	126.3	29.026	72.3	26.498	120.6	1:49.859 (3)	79.73	2.141	10:32:09.667
3 -	34.635	98.6	19.284	127.3	28.324	75.1	26.165	120.9	1:48.408 (2)	80.80	0.690	10:33:58.075
4 -	38.466	50.1	25.041	110.5	29.573	71.9	26.227	122.0	1:59.307	73.42	11.589	10:35:57.382
5 -	34.231	97.9	19.522	128.3	28.229	78.1	25.736	121.5	1:47.718 (1)	81.32		10:37:45.100

P5		62 M3		Vasco VAN DER VALK				Honda - Team ILR / Vasco62.nl				
IDEAL LAP TIME : 1:48.100		BEST LAP TIME : 1:48.100				DIFFERENCE : 0.000						
LAP	SECTOR 1	SECTOR 2		SECTOR 3		SECTOR 4		LAP TIME	MPH	DIFF	TIME OF DAY	
1 -	OUTLAP	76.6	21.221	117.3	31.891	64.5	27.478	115.7	2:00.365	72.77	12.265	10:30:36.524
2 -	36.489	89.2	19.876	123.3	29.279	72.7	26.313	115.7	1:51.957 (3)	78.24	3.857	10:32:28.481
3 -	35.862	87.4	19.843	120.2	28.836	73.9	26.184	119.1	1:50.725 (2)	79.11	2.625	10:34:19.206
4 -	34.885	90.1	19.588	122.9	28.235	77.1	25.392	119.4	1:48.100 (1)	81.03		10:36:07.306

P6		28		Bradley RAY				EE125 - FAB-Racing				
IDEAL LAP TIME : 1:48.227		BEST LAP TIME : 1:48.227				DIFFERENCE : 0.000						
LAP	SECTOR 1	SECTOR 2		SECTOR 3		SECTOR 4		LAP TIME	MPH	DIFF	TIME OF DAY	
1 -	OUTLAP	79.1	21.313	115.1	31.733	62.8	27.671	116.5	2:00.625	72.62	12.398	10:30:36.445
2 -	36.138	90.8	19.937	122.9	29.334	71.3	26.525	116.3	1:51.934 (3)	78.25	3.707	10:32:28.379
3 -	35.757	90.1	19.831	123.3	28.787	75.6	26.073	118.3	1:50.448 (2)	79.31	2.221	10:34:18.827
4 -	34.990	92.5	19.781	123.5	27.822	73.7	25.634	118.9	1:48.227 (1)	80.93		10:36:07.054

P7		79 M3		Chris TAYLOR				KTM - Hodges Racing				
IDEAL LAP TIME : 1:48.245		BEST LAP TIME : 1:48.245				DIFFERENCE : 0.000						
LAP	SECTOR 1	SECTOR 2		SECTOR 3		SECTOR 4		LAP TIME	MPH	DIFF	TIME OF DAY	
1 -	OUTLAP	87.0	20.728	119.6	30.903	67.6	27.004	117.1	1:57.340	74.65	9.095	10:31:53.588
2 -	36.194	89.1	20.200	121.3	29.932	73.1	26.118	118.1	1:52.444 (3)	77.90	4.199	10:33:46.032
3 -	36.003	89.9	19.459	122.6	29.163	75.7	25.883	117.5	1:50.508 (2)	79.26	2.263	10:35:36.540
4 -	34.710	92.0	19.267	123.1	28.537	74.2	25.731	119.6	1:48.245 (1)	80.92		10:37:24.785

Weather / Track : Cloudy / Damp

Brands Hatch GP

Circuit Length = 2.4332 miles

Start: 10:28 Flag 10:36 End: 10:38

MCRCB BULLETIN TK198

2015 MCE British Superbike Championship - Round 12

2015 HEL British Motostar Championship

WARM-UP - SECTOR ANALYSIS

SECTOR 1 = FL to I1, SECTOR 2 = I1 to I2 SECTOR 3 = I2 to I3, SECTOR 4 = I3 to FL, DIFF = Difference To Personal Best Lap

P8 44 M3		Edmund BEST		Honda - SymCirrus Motorsport								
IDEAL LAP TIME : 1:48.579		BEST LAP TIME : 1:48.594		DIFFERENCE : 0.015								
LAP	SECTOR 1	SECTOR 2		SECTOR 3		SECTOR 4		LAP TIME	MPH	DIFF	TIME OF DAY	
1 -	OUTLAP	88.1	20.372	119.6	30.829	69.7	26.529	115.5	1:55.105	76.10	6.511	10:30:23.892
2 -	35.046	89.2	19.734	120.2	30.084	66.8	25.922	115.7	1:50.786	79.06	2.192	10:32:14.678
3 -	34.652	91.4	19.662	120.4	29.517	69.7	26.040	115.1	1:49.871 (3)	79.72	1.277	10:34:04.549
4 -	34.371	92.5	19.595	120.2	29.077	70.1	25.881	115.5	1:48.924 (2)	80.42	0.330	10:35:53.473
5 -	34.362	95.8	19.421	120.6	29.092	76.8	25.719	115.5	1:48.594 (1)	80.66		10:37:42.067

P9 11		Stephen CAMPBELL		Honda - Campbell Racing								
IDEAL LAP TIME : 1:49.248		BEST LAP TIME : 1:49.248		DIFFERENCE : 0.000								
LAP	SECTOR 1	SECTOR 2		SECTOR 3		SECTOR 4		LAP TIME	MPH	DIFF	TIME OF DAY	
1 -	OUTLAP	73.5	22.225	114.9	31.408	66.0	26.432	112.2	2:00.160	72.90	10.912	10:30:41.543
2 -	37.287	81.6	21.381	115.9	29.725	67.6	26.416	112.0	1:54.809 (3)	76.29	5.561	10:32:36.352
3 -	35.694	89.5	20.261	117.1	29.154	70.9	25.909	112.9	1:51.018 (2)	78.90	1.770	10:34:27.370
4 -	35.213	88.7	19.901	118.9	28.442	71.6	25.692	112.4	1:49.248 (1)	80.18		10:36:16.618

P10 42 M3		Brian SLOOTEN		Honda - Bakker Frames Holland								
IDEAL LAP TIME : 1:48.923		BEST LAP TIME : 1:49.291		DIFFERENCE : 0.368								
LAP	SECTOR 1	SECTOR 2		SECTOR 3		SECTOR 4		LAP TIME	MPH	DIFF	TIME OF DAY	
1 -	OUTLAP	75.0	21.410	113.3	32.570	67.3	27.794	113.1	2:02.604	71.44	13.313	10:30:36.221
2 -	36.967	86.9	19.887	117.5	30.045	72.1	26.396	115.7	1:53.295 (3)	77.31	4.004	10:32:29.516
3 -	35.796	87.1	19.426	118.7	29.292	74.2	25.630	117.3	1:50.144 (2)	79.53	0.853	10:34:19.660
4 -	34.629	89.4	19.638	118.5	29.238	75.4	25.786	114.7	1:49.291 (1)	80.15		10:36:08.951

P11 70 M3		Ryan LONGSHAW		Kalex KTM - FPW Racing								
IDEAL LAP TIME : 1:49.704		BEST LAP TIME : 1:49.707		DIFFERENCE : 0.003								
LAP	SECTOR 1	SECTOR 2		SECTOR 3		SECTOR 4		LAP TIME	MPH	DIFF	TIME OF DAY	
1 -	OUTLAP	77.8	21.012	120.4	31.037	68.3	26.073	120.9	1:58.396	73.98	8.689	10:30:40.224
2 -	35.716	90.1	19.574	120.6	30.076	73.3	26.111	120.2	1:51.477 (2)	78.57	1.770	10:32:31.701
3 -	36.058	87.0	19.375	120.9	30.275	69.6	26.132	118.9	1:51.840 (3)	78.32	2.133	10:34:23.541
4 -	35.367	87.4	19.378	129.8	29.294	76.6	25.668	119.8	1:49.707 (1)	79.84		10:36:13.248

P12 3		Mark CLAYTON		Honda - SP125 / Refined Recruitment								
IDEAL LAP TIME : 1:50.337		BEST LAP TIME : 1:50.512		DIFFERENCE : 0.175								
LAP	SECTOR 1	SECTOR 2		SECTOR 3		SECTOR 4		LAP TIME	MPH	DIFF	TIME OF DAY	
1 -	OUTLAP	86.0	21.095	118.7	30.731	69.4	27.369	112.2	1:56.772	75.01	6.260	10:30:25.873
2 -	36.263	89.3	20.446	119.4	29.880	71.3	26.775	114.3	1:53.364	77.27	2.852	10:32:19.237
3 -	35.160	87.9	20.072	119.1	28.996	74.4	26.284	115.7	1:50.512 (1)	79.26		10:34:09.749
4 -	35.572	88.1	20.239	120.4	29.317	70.2	26.651	114.5	1:51.779 (3)	78.36	1.267	10:36:01.528
5 -	35.484	87.1	20.144	120.6	29.395	79.3	26.109	114.1	1:51.132 (2)	78.82	0.620	10:37:52.660

P13 98 M3		Tomas DE VRIES		Honda - DAT Racing								
IDEAL LAP TIME : 1:50.458		BEST LAP TIME : 1:50.533		DIFFERENCE : 0.075								
LAP	SECTOR 1	SECTOR 2		SECTOR 3		SECTOR 4		LAP TIME	MPH	DIFF	TIME OF DAY	
1 -	OUTLAP	75.1	21.665	114.5	32.342	61.1	28.349	114.1	2:04.423	70.40	13.890	10:30:37.431
2 -	38.576	84.0	20.177	120.2	30.212	67.3	26.441	116.9	1:55.406 (3)	75.90	4.873	10:32:32.837
3 -	35.999	87.0	19.694	124.7	29.122	71.0	26.449	116.7	1:51.264 (2)	78.73	0.731	10:34:24.101
4 -	35.391	89.4	19.511	124.5	29.197	69.6	26.434	118.3	1:50.533 (1)	79.25		10:36:14.634

P14 4		Louis VALLELEY		KTM - CM Racing								
IDEAL LAP TIME : 1:50.706		BEST LAP TIME : 1:50.746		DIFFERENCE : 0.040								
LAP	SECTOR 1	SECTOR 2		SECTOR 3		SECTOR 4		LAP TIME	MPH	DIFF	TIME OF DAY	
1 -	OUTLAP	81.2	21.467	113.1	31.458	59.3	28.004	110.9	2:00.867	72.47	10.121	10:30:38.390
2 -	37.672	84.7	20.914	113.7	29.715	67.5	27.138	111.8	1:55.439 (3)	75.88	4.693	10:32:33.829
3 -	36.034	88.0	20.288	116.3	29.214	75.0	26.436	111.1	1:51.972 (2)	78.23	1.226	10:34:25.801

Weather / Track : Cloudy / Damp

Brands Hatch GP

Circuit Length = 2.4332 miles

Start: 10:28 Flag 10:36 End: 10:38

MCRCB BULLETIN TK198

2015 MCE British Superbike Championship - Round 12

2015 HEL British Motostar Championship

WARM-UP - SECTOR ANALYSIS

SECTOR 1 = FL to I1, SECTOR 2 = I1 to I2 SECTOR 3 = I2 to I3, SECTOR 4 = I3 to FL, DIFF = Difference To Personal Best Lap

4- **35.213** 88.3 20.184 116.7 28.873 69.4 26.476 112.7 1:50.746 (1) 79.09 10:36:16.547

P15 13 M3 Sam BURMAN		Honda - WNT / Burman Racing										
IDEAL LAP TIME : 1:50.705		BEST LAP TIME : 1:50.787				DIFFERENCE : 0.082						
LAP	SECTOR 1	SECTOR 2		SECTOR 3		SECTOR 4		LAP TIME	MPH	DIFF	TIME OF DAY	
1 -	OUTLAP	87.7	20.445	120.4	31.495	67.3	26.998	116.1	1:56.692	75.06	5.905	10:30:24.756
2 -	36.779	86.0	20.291	119.8	30.320	71.2	26.394	118.1	1:53.784	76.98	2.997	10:32:18.540
3 -	35.633	92.8	19.655	122.4	29.337	73.5	26.162	116.9	1:50.787 (1)	79.06		10:34:09.327
4 -	35.551	89.8	20.076	120.9	29.721	72.9	26.290	117.3	1:51.638 (2)	78.46	0.851	10:36:00.965
5 -	35.857	89.1	20.063	118.9	30.151	71.6	26.464	116.3	1:52.535 (3)	77.84	1.748	10:37:53.500

P16 34 Liam DELVES		Honda - Crucials Sauce / Banks Racing										
IDEAL LAP TIME : 1:50.897		BEST LAP TIME : 1:51.164				DIFFERENCE : 0.267						
LAP	SECTOR 1	SECTOR 2		SECTOR 3		SECTOR 4		LAP TIME	MPH	DIFF	TIME OF DAY	
1 -	OUTLAP	80.4	21.192	112.7	30.273	63.2	27.154	116.3	1:57.373	74.63	6.209	10:30:37.837
2 -	37.463	80.3	20.656	116.1	29.952	70.4	26.304	115.5	1:54.375 (3)	76.58	3.211	10:32:32.212
3 -	36.112	84.5	20.131	118.3	29.687	71.0	27.016	113.1	1:52.946 (2)	77.55	1.782	10:34:25.158
4 -	35.216	86.7	20.236	117.3	29.246	73.9	26.466	113.3	1:51.164 (1)	78.80		10:36:16.322

P17 71 M3 Christoph BEINLICH		Honda - Beinlich Racing Team										
IDEAL LAP TIME : 1:51.171		BEST LAP TIME : 1:51.196				DIFFERENCE : 0.025						
LAP	SECTOR 1	SECTOR 2		SECTOR 3		SECTOR 4		LAP TIME	MPH	DIFF	TIME OF DAY	
1 -	OUTLAP	78.9	21.018	110.1	32.192	63.6	27.757	113.7	2:00.136	72.91	8.940	10:30:37.499
2 -	37.332	84.9	20.009	117.7	29.975	71.4	26.695	115.9	1:54.011 (3)	76.83	2.815	10:32:31.510
3 -	35.806	88.5	19.641	120.6	29.761	73.1	26.363	114.5	1:51.571 (2)	78.51	0.375	10:34:23.081
4 -	35.592	87.3	19.666	120.0	29.674	73.4	26.264	115.9	1:51.196 (1)	78.77		10:36:14.277

P18 65 Josh OWENS		Honda - JPL Racing										
IDEAL LAP TIME : 1:51.752		BEST LAP TIME : 1:51.752				DIFFERENCE : 0.000						
LAP	SECTOR 1	SECTOR 2		SECTOR 3		SECTOR 4		LAP TIME	MPH	DIFF	TIME OF DAY	
1 -	OUTLAP	76.0	22.036	112.7	32.736	63.2	28.570	108.9	2:09.122	67.84	17.370	10:31:17.492
2 -	38.264	79.3	21.524	115.3	30.546	67.2	27.079	110.3	1:57.413 (3)	74.60	5.661	10:33:14.905
3 -	36.938	82.3	20.778	117.1	29.481	70.7	26.636	112.4	1:53.833 (2)	76.95	2.081	10:35:08.738
4 -	36.056	88.1	20.506	117.5	28.888	73.6	26.302	114.1	1:51.752 (1)	78.38		10:37:00.490

P19 87 Jamie EDWARDS		Nykos - Kinpac Racing										
IDEAL LAP TIME : 1:52.656		BEST LAP TIME : 1:52.778				DIFFERENCE : 0.122						
LAP	SECTOR 1	SECTOR 2		SECTOR 3		SECTOR 4		LAP TIME	MPH	DIFF	TIME OF DAY	
1 -	OUTLAP	79.3	21.914	112.4	33.054	65.7	27.450	113.5	2:03.055	71.18	10.277	10:30:44.960
2 -	36.900	85.2	20.481	115.9	29.966	68.3	27.121	111.4	1:54.468 (3)	76.52	1.690	10:32:39.428
3 -	36.231	90.6	20.583	115.3	30.318	69.6	26.966	111.4	1:54.098 (2)	76.77	1.320	10:34:33.526
4 -	35.903	92.4	20.603	109.6	29.508	71.9	26.764	111.6	1:52.778 (1)	77.67		10:36:26.304

P20 18 Clint CLARKE		Honda - Mark Torrance Electrical / Kabuto Helmets										
IDEAL LAP TIME : 1:52.749		BEST LAP TIME : 1:52.977				DIFFERENCE : 0.228						
LAP	SECTOR 1	SECTOR 2		SECTOR 3		SECTOR 4		LAP TIME	MPH	DIFF	TIME OF DAY	
1 -	OUTLAP	74.7	21.636	107.5	31.534	64.0	27.531	109.4	2:00.351	72.78	7.374	10:30:43.972
2 -	36.917	87.4	20.522	111.1	30.625	61.7	27.072	109.6	1:55.136 (3)	76.08	2.159	10:32:39.108
3 -	36.374	87.8	20.221	111.6	30.096	64.8	26.649	108.9	1:53.340 (2)	77.28	0.363	10:34:32.448
4 -	36.056	81.4	20.449	110.7	29.840	65.2	26.632	108.2	1:52.977 (1)	77.53		10:36:25.425

P21 26 M3 Dani SAEZ		Repli-Cast Moto 3 - Repli-Cast - Armstrong										
IDEAL LAP TIME : 1:50.409		BEST LAP TIME : 1:53.265				DIFFERENCE : 2.856						
LAP	SECTOR 1	SECTOR 2		SECTOR 3		SECTOR 4		LAP TIME	MPH	DIFF	TIME OF DAY	
1 -	OUTLAP	71.5	22.079	113.3	32.927	62.4	27.366	119.6	2:03.554	70.89	10.289	10:30:36.687
2 -	37.563	86.1	19.911	117.5	29.618	68.1	26.173	121.5	1:53.265 (1)	77.33		10:32:29.952

Weather / Track : Cloudy / Damp

Brands Hatch GP

Circuit Length = 2.4332 miles

Start: 10:28 Flag 10:36 End: 10:38

MCRCB BULLETIN TK198

2015 MCE British Superbike Championship - Round 12

2015 HEL British Motostar Championship

WARM-UP - SECTOR ANALYSIS

SECTOR 1 = FL to I1, SECTOR 2 = I1 to I2 SECTOR 3 = I2 to I3, SECTOR 4 = I3 to FL, DIFF = Difference To Personal Best Lap

P22 17 Wesley JONKER		Luyten Honda - Racing Family										
IDEAL LAP TIME : 1:53.438		BEST LAP TIME : 1:53.438					DIFFERENCE : 0.000					
LAP	SECTOR 1	SECTOR 2		SECTOR 3		SECTOR 4		LAP TIME	MPH	DIFF	TIME OF DAY	
1 -	OUTLAP	73.1	23.983	109.8	34.529	58.2	28.904	112.0	2:10.219	67.27	16.781	10:30:50.459
2 -	39.632	75.5	21.996	110.1	32.483	65.3	27.713	112.4	2:01.824 (3)	71.90	8.386	10:32:52.283
3 -	36.881	86.1	20.850	116.1	30.757	69.6	26.782	114.5	1:55.270 (2)	75.99	1.832	10:34:47.553
4 -	36.361	87.4	20.732	118.9	29.748	68.4	26.597	115.7	1:53.438 (1)	77.22		10:36:40.991

P23 2 M3 Joe THOMAS		Honda - Team ILR										
IDEAL LAP TIME : 1:53.017		BEST LAP TIME : 1:54.044					DIFFERENCE : 1.027					
LAP	SECTOR 1	SECTOR 2		SECTOR 3		SECTOR 4		LAP TIME	MPH	DIFF	TIME OF DAY	
1 -	OUTLAP	69.6	21.511	114.9	32.343	63.5	27.786	115.5	2:02.025	71.78	7.981	10:30:36.400
2 -	37.282	84.0	19.721	121.3	30.166	66.9	26.875	118.1	1:54.044 (1)	76.81		10:32:30.444
3 -	36.332	79.9	20.197	119.4	30.089	71.2	IN PIT		2:32.727 P	57.35	38.683	10:35:03.171
4 -	OUTLAP	71.5	20.632	116.3	31.096	63.0	27.878	111.6	1:56.972	74.88	2.928	10:37:00.143

P24 24 Tasia RODINK		Honda - Promemo Racing										
IDEAL LAP TIME : 1:54.239		BEST LAP TIME : 1:54.239					DIFFERENCE : 0.000					
LAP	SECTOR 1	SECTOR 2		SECTOR 3		SECTOR 4		LAP TIME	MPH	DIFF	TIME OF DAY	
1 -	OUTLAP	75.7	21.581	111.6	33.676	58.6	28.477	114.1	2:04.836	70.17	10.597	10:30:50.228
2 -	38.161	82.1	20.621	115.7	31.782	64.5	27.869	112.5	1:58.433 (3)	73.96	4.194	10:32:48.661
3 -	37.276	85.4	20.527	114.7	31.223	68.0	27.140	112.9	1:56.166 (2)	75.40	1.927	10:34:44.827
4 -	36.792	84.7	20.293	115.7	30.429	67.9	26.725	114.1	1:54.239 (1)	76.67		10:36:39.066

P25 57 Roman RAJEK		Honda - Moto UK Racing										
IDEAL LAP TIME : 1:54.818		BEST LAP TIME : 1:55.314					DIFFERENCE : 0.496					
LAP	SECTOR 1	SECTOR 2		SECTOR 3		SECTOR 4		LAP TIME	MPH	DIFF	TIME OF DAY	
1 -	OUTLAP	76.2	21.740	115.3	33.602	58.4	28.658	112.7	2:03.235	71.08	7.921	10:30:50.801
2 -	38.395	85.1	20.272	114.5	31.697	63.7	27.959	113.1	1:58.323 (3)	74.03	3.009	10:32:49.124
3 -	37.751	84.6	19.975	115.5	31.595	68.1	27.097	112.2	1:56.418 (2)	75.24	1.104	10:34:45.542
4 -	37.239	82.3	20.471	118.3	30.650	66.7	26.954	113.7	1:55.314 (1)	75.96		10:36:40.856

P26 16 Andrew SAWFORD		Aprilia - St Neots Motorcycle Co Ltd										
IDEAL LAP TIME : 1:57.352		BEST LAP TIME : 1:57.352					DIFFERENCE : 0.000					
LAP	SECTOR 1	SECTOR 2		SECTOR 3		SECTOR 4		LAP TIME	MPH	DIFF	TIME OF DAY	
1 -	OUTLAP	70.9	23.014	98.5	34.642	61.2	29.054	110.5	2:10.965	66.88	13.613	10:31:00.752
2 -	38.341	79.1	21.824	112.0	32.521	65.4	28.839	111.2	2:01.525 (3)	72.08	4.173	10:33:02.277
3 -	37.818	79.3	21.276	110.7	32.324	66.7	28.172	111.4	1:59.590 (2)	73.24	2.238	10:35:01.867
4 -	37.009	84.7	21.028	111.2	31.723	67.2	27.592	111.8	1:57.352 (1)	74.64		10:36:59.219

P27 9 David WALES		Honda - TAD Racing										
IDEAL LAP TIME : 2:04.740		BEST LAP TIME : 2:04.740					DIFFERENCE : 0.000					
LAP	SECTOR 1	SECTOR 2		SECTOR 3		SECTOR 4		LAP TIME	MPH	DIFF	TIME OF DAY	
1 -	OUTLAP	67.9	23.906	96.4	36.526	56.5	29.579	105.3	2:15.205	64.78	10.465	10:30:47.807
2 -	41.648	72.8	22.043	101.5	35.161	56.9	29.776	103.4	2:08.628 (3)	68.10	3.888	10:32:56.435
3 -	40.895	72.0	22.693	98.6	34.895	57.1	29.549	103.5	2:08.032 (2)	68.41	3.292	10:35:04.467
4 -	40.682	71.5	21.793	108.5	33.473	62.9	28.792	104.0	2:04.740 (1)	70.22		10:37:09.207

P28 8 M3 TJ TOMS		Repli-Cast Moto 3 - Repli-Cast UK										
IDEAL LAP TIME : 1:54.286		BEST LAP TIME :					DIFFERENCE :					
LAP	SECTOR 1	SECTOR 2		SECTOR 3		SECTOR 4		LAP TIME	MPH	DIFF	TIME OF DAY	
1 -	OUTLAP	74.1	21.208	106.6	32.490	61.9	27.272	116.7	2:00.894	72.45		10:30:37.445
2 -	37.702	81.0	19.957	108.9	31.374	63.1	IN PIT		2:42.276 P	53.98		10:33:19.721
3 -	OUTLAP	84.9	20.053	108.7	31.379	64.8	26.859	114.9	1:58.278	74.06		10:35:17.999

Weather / Track : Cloudy / Damp

Brands Hatch GP
Circuit Length = 2.4332 miles
Start: 10:28 Flag 10:36 End: 10:38

MCRCB BULLETIN TK198

2015 MCE British Superbike Championship - Round 12

2015 HEL British Motostar Championship

WARM-UP - SECTOR ANALYSIS

SECTOR 1 = FL to I1, SECTOR 2 = I1 to I2 SECTOR 3 = I2 to I3, SECTOR 4 = I3 to FL, DIFF = Difference To Personal Best Lap

P29		7		Jamie ASHBY				Honda - SP125 / JPA Racing				
IDEAL LAP TIME : 1:54.857		BEST LAP TIME :				DIFFERENCE :						
LAP	SECTOR 1	SECTOR 2		SECTOR 3		SECTOR 4		LAP TIME	MPH	DIFF	TIME OF DAY	
1 -	OUTLAP	77.3	21.333	110.3	33.715	63.6	27.885	112.4	2:03.086	71.16	10:30:45.976	
2 -	37.173	83.5	20.640	114.7	30.031	68.6	IN PIT		3:54.294 P	37.38	10:34:40.270	
3 -	OUTLAP	79.8	20.770	114.1	30.259	68.5	27.013	110.5	1:56.937	74.91	10:36:37.207	

Weather / Track : Cloudy / Damp

Results can be found at www.tsl-timing.com

Page 5 of 5

Brands Hatch GP
Circuit Length = 2.4332 miles
Start: 10:28 Flag 10:36 End: 10:38

Printed - 10:39 Sunday, 18 October 2015

MCRCB BULLETIN TK199**2015 MCE British Superbike Championship - Round 12****2015 HEL British Motostar Championship****WARM-UP - BEST SPEEDS**

POS	INTERMEDIATE 1			INTERMEDIATE 2			INTERMEDIATE 3			FINISH LINE		
	NO	NAME	MPH	NO	NAME	MPH	NO	NAME	MPH	NO	NAME	MPH
1	95	DEROUE	98.6	70	LONGSHAW	129.8	21	KERR	83.6	95	DEROUE	122.0
2	44	BEST	95.8	95	DEROUE	128.3	52	BOERBOOM	79.7	26	SAEZ	121.5
3	52	BOERBOOM	94.6	98	DE VRIES	124.7	3	CLAYTON	79.3	70	LONGSHAW	120.9
4	21	KERR	94.3	52	BOERBOOM	124.5	95	DEROUE	78.1	52	BOERBOOM	120.0
5	86	NESBITT	94.3	28	RAY	123.5	86	NESBITT	77.4	79	TAYLOR	119.6
6	13	BURMAN	92.8	62	VAN DER VALK	123.3	62	VAN DER VALK	77.1	62	VAN DER VALK	119.4
7	28	RAY	92.5	79	TAYLOR	123.1	44	BEST	76.8	28	RAY	118.9
8	26	SAEZ	92.4	21	KERR	122.9	70	LONGSHAW	76.6	98	DE VRIES	118.3
9	87	EDWARDS	92.4	13	BURMAN	122.4	79	TAYLOR	75.7	2	THOMAS	118.1
10	79	TAYLOR	92.0	86	NESBITT	122.2	28	RAY	75.6	13	BURMAN	118.1
11	62	VAN DER VALK	90.1	2	THOMAS	121.3	42	SLOOTEN	75.4	42	SLOOTEN	117.3
12	70	LONGSHAW	90.1	3	CLAYTON	120.6	4	VALLELEY	75.0	8	TOMS	116.7
13	11	CAMPBELL	89.5	26	SAEZ	120.6	26	SAEZ	74.8	21	KERR	116.3
14	42	SLOOTEN	89.4	44	BEST	120.6	34	DELVES	73.9	34	DELVES	116.3
15	98	DE VRIES	89.4	71	BEINLICH	120.6	65	OWENS	73.6	71	BEINLICH	115.9
16	3	CLAYTON	89.3	11	CAMPBELL	118.9	13	BURMAN	73.5	3	CLAYTON	115.7
17	71	BEINLICH	88.5	17	JONKER	118.9	71	BEINLICH	73.4	17	JONKER	115.7
18	4	VALLELEY	88.3	42	SLOOTEN	118.7	87	EDWARDS	71.9	44	BEST	115.7
19	65	OWENS	88.1	34	DELVES	118.3	11	CAMPBELL	71.6	86	NESBITT	115.7
20	18	CLARKE	87.8	57	RAJEK	118.3	2	THOMAS	71.2	24	RODINK	114.1
21	17	JONKER	87.4	65	OWENS	117.5	98	DE VRIES	71.0	65	OWENS	114.1
22	34	DELVES	86.7	4	VALLELEY	116.7	17	JONKER	69.6	57	RAJEK	113.7
23	24	RODINK	85.4	87	EDWARDS	115.9	7	ASHBY	68.6	87	EDWARDS	113.5
24	57	RAJEK	85.1	24	RODINK	115.7	57	RAJEK	68.1	11	CAMPBELL	112.9
25	8	TOMS	84.9	7	ASHBY	114.7	24	RODINK	68.0	4	VALLELEY	112.7
26	16	SAWFORD	84.7	8	TOMS	113.5	16	SAWFORD	67.2	7	ASHBY	112.4
27	2	THOMAS	84.0	16	SAWFORD	112.0	18	CLARKE	65.2	16	SAWFORD	111.8
28	7	ASHBY	83.5	18	CLARKE	111.6	8	TOMS	64.8	18	CLARKE	109.6
29	9	WALES	72.8	9	WALES	108.5	9	WALES	62.9	9	WALES	105.3
30												

Weather / Track : Cloudy / Damp

Results can be found at www.tsl-timing.com

Brands Hatch GP

Circuit Length = 2.4332 miles

Start: 10:28 Flag 10:36 End: 10:38

Printed - 10:40 Sunday, 18 October 2015

MCRCB BULLETIN TK200**2015 MCE British Superbike Championship - Round 12****2015 HEL British Motostar Championship****WARM-UP - BEST SECTORS**

SECTOR 1			SECTOR 2			SECTOR 3			SECTOR 4			IDEAL / BEST COMPARISON						
POS	NO	NAME	TIME	NO	NAME	TIME	NO	NAME	TIME	NO	NAME	TIME	POS	NO	NAME	IDEAL	BEST	DIFF
															PERFECT LAP	1:46.327		
1	21	KERR	34.064	52	BOERBOO	19.238	86	NESBITT	27.634	86	NESBITT	25.391	1	21	KERR	1:46.804	1:47.162	0.358
2	52	BOERBOO	34.211	79	TAYLOR	19.267	28	RAY	27.822	62	VAN DER	25.392	2	52	BOERBOOM	1:47.196	1:47.196	0.000
3	95	DEROUE	34.231	95	DEROUE	19.284	21	KERR	27.941	21	KERR	25.454	3	86	NESBITT	1:47.347	1:47.347	0.000
4	44	BEST	34.362	21	KERR	19.345	52	BOERBOO	28.166	52	BOERBOO	25.581	4	95	DEROUE	1:47.480	1:47.718	0.238
5	42	SLOOTEN	34.629	70	LONGSHA	19.375	95	DEROUE	28.229	42	SLOOTEN	25.630	5	62	VAN DER VALK	1:48.100	1:48.100	0.000
6	79	TAYLOR	34.710	44	BEST	19.421	62	VAN DER	28.235	28	RAY	25.634	6	28	RAY	1:48.227	1:48.227	0.000
7	86	NESBITT	34.793	42	SLOOTEN	19.426	11	CAMPBEL	28.442	70	LONGSHA	25.668	7	79	TAYLOR	1:48.245	1:48.245	0.000
8	62	VAN DER	34.885	98	DE VRIE	19.511	79	TAYLOR	28.537	11	CAMPBEL	25.692	8	44	BEST	1:48.579	1:48.594	0.015
9	28	RAY	34.990	86	NESBITT	19.529	26	SAEZ	28.637	44	BEST	25.719	9	42	SLOOTEN	1:48.923	1:49.291	0.368
10	3	CLAYTON	35.160	62	VAN DER	19.588	4	VALLELE	28.873	79	TAYLOR	25.731	10	11	CAMPBELL	1:49.248	1:49.248	0.000
11	4	VALLELE	35.213	71	BEINLIC	19.641	65	OWENS	28.888	95	DEROUE	25.736	11	70	LONGSHAW	1:49.704	1:49.707	0.003
12	11	CAMPBEL	35.213	13	BURMAN	19.655	3	CLAYTON	28.996	3	CLAYTON	26.109	12	3	CLAYTON	1:50.337	1:50.512	0.175
13	34	DELVES	35.216	8	TOMS	19.714	44	BEST	29.077	13	BURMAN	26.162	13	26	SAEZ	1:50.409	1:53.265	2.856
14	70	LONGSHA	35.367	2	THOMAS	19.721	98	DE VRIE	29.122	26	SAEZ	26.173	14	98	DE VRIES	1:50.458	1:50.533	0.075
15	98	DE VRIE	35.391	28	RAY	19.781	42	SLOOTEN	29.238	71	BEINLIC	26.264	15	13	BURMAN	1:50.705	1:50.787	0.082
16	13	BURMAN	35.551	11	CAMPBEL	19.901	34	DELVES	29.246	65	OWENS	26.302	16	4	VALLELEY	1:50.706	1:50.746	0.040
17	71	BEINLIC	35.592	26	SAEZ	19.911	70	LONGSHA	29.294	34	DELVES	26.304	17	34	DELVES	1:50.897	1:51.164	0.267
18	26	SAEZ	35.688	57	RAJEK	19.975	13	BURMAN	29.337	98	DE VRIE	26.434	18	71	BEINLICH	1:51.171	1:51.196	0.025
19	87	EDWARDS	35.903	3	CLAYTON	20.072	87	EDWARDS	29.508	4	VALLELE	26.436	19	65	OWENS	1:51.752	1:51.752	0.000
20	18	CLARKE	36.056	34	DELVES	20.131	71	BEINLIC	29.674	17	JONKER	26.597	20	87	EDWARDS	1:52.656	1:52.778	0.122
21	65	OWENS	36.056	4	VALLELE	20.184	17	JONKER	29.748	18	CLARKE	26.632	21	18	CLARKE	1:52.749	1:52.977	0.228
22	2	THOMAS	36.332	18	CLARKE	20.221	18	CLARKE	29.840	24	RODINK	26.725	22	2	THOMAS	1:53.017	1:54.044	1.027
23	17	JONKER	36.361	24	RODINK	20.293	7	ASHBY	30.031	87	EDWARDS	26.764	23	17	JONKER	1:53.438	1:53.438	0.000
24	8	TOMS	36.438	87	EDWARDS	20.481	2	THOMAS	30.089	8	TOMS	26.859	24	24	RODINK	1:54.239	1:54.239	0.000
25	24	RODINK	36.792	65	OWENS	20.506	24	RODINK	30.429	2	THOMAS	26.875	25	8	TOMS	1:54.286		
26	16	SAWFORD	37.009	7	ASHBY	20.640	57	RAJEK	30.650	57	RAJEK	26.954	26	57	RAJEK	1:54.818	1:55.314	0.496
27	7	ASHBY	37.173	17	JONKER	20.732	8	TOMS	31.275	7	ASHBY	27.013	27	7	ASHBY	1:54.857		
28	57	RAJEK	37.239	16	SAWFORD	21.028	16	SAWFORD	31.723	16	SAWFORD	27.592	28	16	SAWFORD	1:57.352	1:57.352	0.000
29	9	WALES	40.682	9	WALES	21.793	9	WALES	33.473	9	WALES	28.792	29	9	WALES	2:04.740	2:04.740	0.000
30																		

Weather / Track : Cloudy / Damp

Brands Hatch GP

Circuit Length = 2.4332 miles

Start: 10:28 Flag 10:36 End: 10:38

Results can be found at www.tsl-timing.com

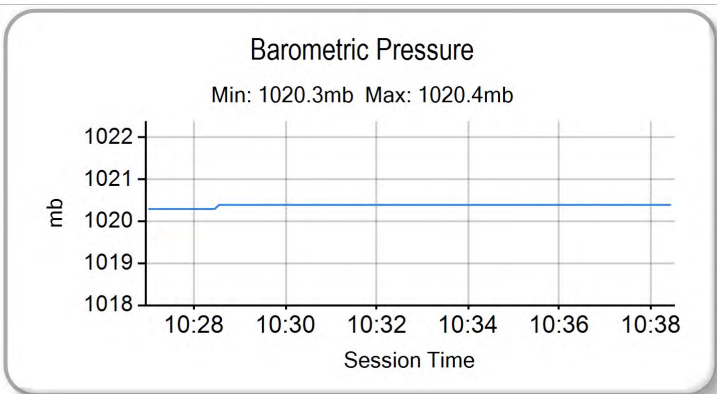
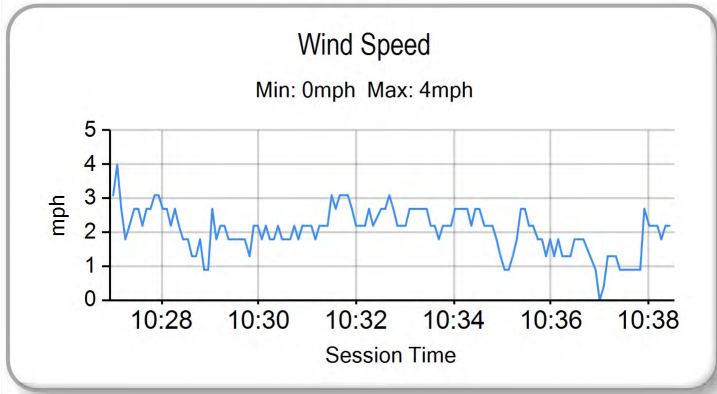
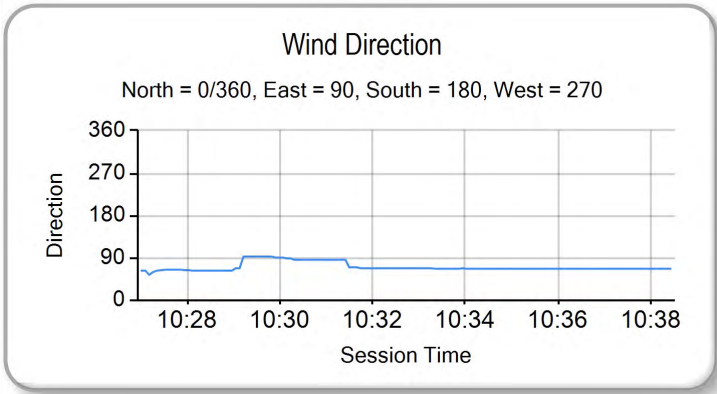
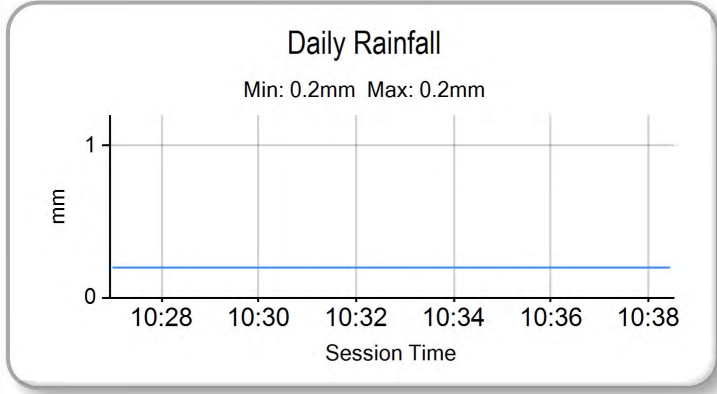
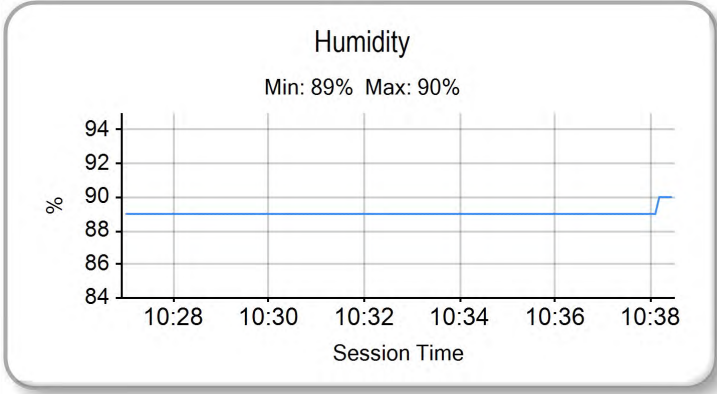
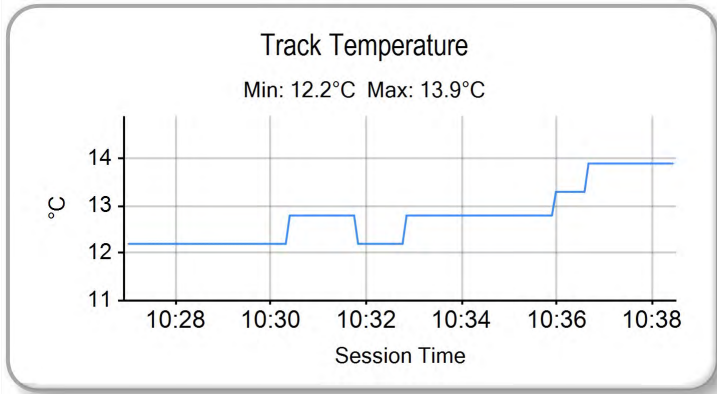
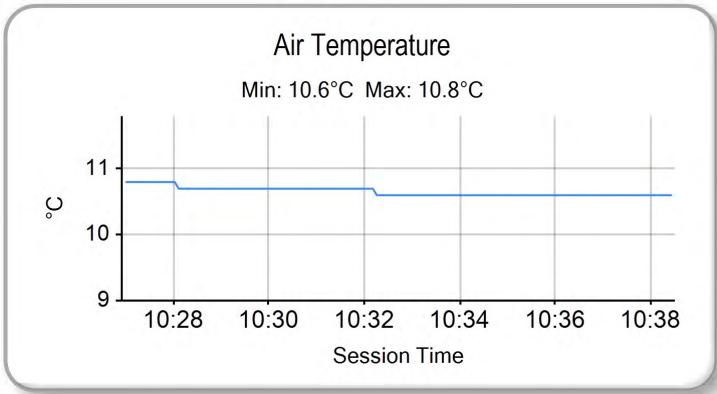
Printed - 10:40 Sunday, 18 October 2015

MCRCB BULLETIN TK201

2015 MCE British Superbike Championship - Round 12

2015 HEL British Motostar Championship

WARM-UP - WEATHER CONDITIONS



Weather / Track : Cloudy / Damp

Results can be found at www.tsl-timing.com

Brands Hatch GP
Circuit Length = 2.4332 miles
Start: 10:28 Flag 10:36 End: 10:38

Printed - 10:41 Sunday, 18 October 2015



ROW 12	36	1:49.488	9 David WALES	35	1:45.397	10 Justin WARING	34	1:43.622	57 Roman RAJEK		
ROW 11			33	1:43.113	7 Jamie ASHBY	32	1:43.043	18 Clint CLARKE	31	1:42.208	4 Louis VALLELEY
ROW 10	30	1:41.061	3 Mark CLAYTON	29	1:41.016	24 Tasia RODINK	28	1:40.830	87 Jamie EDWARDS		
ROW 9			27	1:40.803	13 Sam BURMAN	26	1:40.773	34 Liam DELVES	25	1:40.556	11 Stephen CAMPBELL
ROW 8	24	1:40.246	8 TJ TOMS	23	1:40.171	16 Andrew SAWFORD	22	1:39.836	17 Wesley JONKER		
ROW 7			21	1:39.515	21 Richard KERR	20	1:39.192	27 Georgina POLDEN	19	1:38.911	71 Christoph BEINLICH
ROW 6	18	1:38.798	2 Joe THOMAS	17	1:38.774	44 Edmund BEST	16	1:38.755	65 Josh OWENS		
ROW 5			15	1:38.669	42 Brian SLOOTEN	14	1:38.628	70 Ryan LONGSHAW	13	1:37.701	28 Bradley RAY
ROW 4	12	1:37.631	98 Tomas DE VRIES	11	1:37.421	86 Charlie NESBITT	10	1:37.084	79 Chris TAYLOR		
ROW 3			9	1:36.835	52 Jorel BOERBOOM	8	1:36.423	35 Elliot LODGE	7	1:35.886	62 Vasco VAN DER VALK
ROW 2	6	1:35.703	47 Jake ARCHER	5	1:35.344	1 Edward RENDELL	4	1:35.314	25 Mike BROUWERS		
ROW 1			3	1:35.111	26 Dani SAEZ	2	1:34.795	6 Taz TAYLOR	1	1:34.719	95 Scott DEROUÉ

Pole

Brands Hatch GP
Circuit Length = 2.4332 miles

These results are provisional until the conclusion of any judicial and technical matters.

Race Director :	Stewards :	Timekeeper :
-----------------	------------	--------------

Results can be found at www.britishsuperbike.com

Printed - 10:39 Sunday, 18 October 2015





POS	NO	CL	PIC NAME	ENTRY	LAPS	TIME	GAP	DIFF	MPH	BEST	ON
1	95	M3	1 Scott DEROUE	KTM - Redline KTM	12	19:05.532			91.76	1:34.537	10
2	6		1 Taz TAYLOR	Honda - RS Racing	12	19:07.083	1.551	1.551	91.63	1:33.605	11
3	26	M3	2 Dani SAEZ	Repli-Cast Moto 3 - Repli-Cast - Armstrong	12	19:16.221	10.689	9.138	90.91	1:35.311	6
4	52	M3	3 Jorel BOERBOOM	Kalex KTM - FPW Racing	12	19:18.490	12.958	2.269	90.73	1:35.563	5
5	86	M3	4 Charlie NESBITT	Repli-Cast Moto 3 - Repli-Cast UK	12	19:18.650	13.118	0.160	90.72	1:35.464	10
6	62	M3	5 Vasco VAN DER VALK	Honda - Team ILR / Vasco62.nl	12	19:18.703	13.171	0.053	90.72	1:35.557	5
7	35	M3	6 Elliot LODGE	Honda - Essential Team Racing / SP125	12	19:25.315	19.783	6.612	90.20	1:35.957	3
8	28		2 Bradley RAY	EE125 - FAB-Racing	12	19:29.139	23.607	3.824	89.91	1:36.063	9
9	42	M3	7 Brian SLOOTEN	Honda - Bakker Frames Holland	12	19:29.795	24.263	0.656	89.86	1:36.196	9
10	79	M3	8 Chris TAYLOR	KTM - Hodges Racing	12	19:44.205	38.673	14.410	88.76	1:37.422	8
11	70	M3	9 Ryan LONGSHAW	Kalex KTM - FPW Racing	12	19:48.646	43.114	4.441	88.43	1:37.637	12
12	27	M3	10 Georgina POLDEN	KTM - RS Racing	12	19:48.762	43.230	0.116	88.42	1:37.822	8
13	98	M3	11 Tomas DE VRIES	Honda - DAT Racing	12	19:48.902	43.370	0.140	88.41	1:37.633	9
14	65		3 Josh OWENS	Honda - JPL Racing	12	19:49.113	43.581	0.211	88.40	1:37.587	5
15	2	M3	12 Joe THOMAS	Honda - Team ILR	12	19:52.466	46.934	3.353	88.15	1:37.945	11
16	21	M3	13 Richard KERR	Honda - Bob Wylie Racing	12	19:52.956	47.424	0.490	88.11	1:37.623	12
17	44	M3	14 Edmund BEST	Honda - SymCirrus Motorsport	12	19:56.609	51.077	3.653	87.84	1:38.405	10
18	17		4 Wesley JONKER	Luyten Honda - Racing Family	12	20:01.434	55.902	4.825	87.49	1:38.550	8
19	13	M3	15 Sam BURMAN	Honda - WNT / Burman Racing	12	20:02.280	56.748	0.846	87.43	1:38.861	7
20	8	M3	16 TJ TOMS	Repli-Cast Moto 3 - Repli-Cast UK	12	20:12.362	1:06.830	10.082	86.70	1:39.693	7
21	16		5 Andrew SAWFORD	Aprilia - St Neots Motorcycle Co Ltd	12	20:19.065	1:13.533	6.703	86.22	1:40.459	10
22	11		6 Stephen CAMPBELL	Honda - Campbell Racing	12	20:19.154	1:13.622	0.089	86.22	1:39.981	10
23	4		7 Louis VALLELEY	KTM - CM Racing	12	20:24.466	1:18.934	5.312	85.84	1:40.584	6
24	3		8 Mark CLAYTON	Honda - SP125 / Refined Recruitment	12	20:30.211	1:24.679	5.745	85.44	1:40.716	12
25	87		9 Jamie EDWARDS	Nykos - Kinpac Racing	12	20:30.289	1:24.757	0.078	85.44	1:40.853	11
26	34		10 Liam DELVES	Honda - Crucials Sauce / Banks Racing	12	20:30.872	1:25.340	0.583	85.40	1:40.964	11
27	57		11 Roman RAJEK	Honda - Moto UK Racing	12	20:38.429	1:32.897	7.557	84.88	1:41.638	12
28	18		12 Clint CLARKE	Honda - Mark Torrance Electrical / Kabuto Helmets	12	20:46.029	1:40.497	7.600	84.36	1:42.335	7
29	7		13 Jamie ASHBY	Honda - SP125 / JPA Racing	11	19:07.399	1 Lap	1 Lap	83.97	1:42.620	11
30	9		14 David WALES	Honda - TAD Racing	11	19:59.066	1 Lap	51.667	80.36	1:47.503	11

NOT CLASSIFIED

DNF	1	M3	Edward RENDELL	Ten Kate Honda - Banks Racing	11	17:31.059	1 Lap		91.67	1:34.484	9
DNF	47	M3	Jake ARCHER	Honda - RS Racing	11	17:42.861	1 Lap	11.802	90.65	1:35.604	10
DNF	24		Tasia RODINK	Honda - Promemo Racing	9	15:21.453	3 Laps	2 Laps	85.55	1:40.284	7
DNF	71	M3	Christoph BEINLICH	Honda - Beinlich Racing Team	8	13:21.036	4 Laps	1 Lap	87.48	1:38.639	4
DNF	10	M3	Justin WARING	Honda - Cresswell Racing	4	6:57.235	8 Laps	4 Laps	83.97	1:41.413	4
DNF	25	M3	Mike BROUWERS	Honda - Joma / Brouwersracingteam	0						

FASTEST LAP

6			Taz TAYLOR	Honda - RS Racing	11	1:33.605			93.58 mph	150.60 kph	
1	M3		Edward RENDELL	Ten Kate Honda - Banks Racing	9	1:34.484			92.71 mph	149.20 kph	

Brands Hatch GP

Circuit Length = 2.4332 miles

Start: 14:17 Flag 14:36 End: 14:38

Weather / Track : Cloudy / Dry

These results are provisional until the conclusion of any judicial and technical matters.

Race Director :	Stewards :	Timekeeper :
-----------------	------------	--------------

Results can be found at www.britishsuperbike.com

Printed - 14:39 Sunday, 18 October 2015



MCRCB BULLETIN TK247

2015 MCE British Superbike Championship - Round 12

2015 HEL British Motostar Championship

RACE 11 - LAP CHART

17	40.585	1:39.277	70	40.188	1:38.680
13	42.341	1:39.297	98	40.243	1:38.434
8	50.479	1:40.394	65	40.349	1:38.440
16	55.662	1:41.159	9	1 Lap	1:48.001
11	57.355	1:40.345	2	43.339	1:37.945
4	59.044	1:41.059	21	44.512	1:38.102
24	59.850	1:41.977	44	46.448	1:38.975
3	1:05.215	1:42.187	17	50.651	1:39.991
87	1:05.273	1:41.898	13	52.136	1:39.489
34	1:05.364	1:41.908	8	1:01.379	1:40.037
57	1:11.450	1:42.067	16	1:07.700	1:40.797
18	1:15.526	1:43.220	11	1:08.191	1:40.073
7	1:20.522	1:43.420	4	1:12.226	1:41.239

LAP 10 @ 14:33:27.439

NO	BEHIND	LAP TIME
----	--------	----------

95		1:34.537
1	0.119	1:34.547
6	1.713	1:34.199
26	8.035	1:35.962
47	10.425	1:35.604
52	10.554	1:35.673
86	10.663	1:35.464
62	10.870	1:35.891
35	15.909	1:36.513
28	20.075	1:36.545
42	20.177	1:36.241
9	1 Lap	1:47.516
79	32.877	1:37.549
70	36.189	1:38.271
27	36.427	1:38.249
98	36.490	1:38.150
65	36.590	1:38.143
2	40.075	1:38.141
21	41.091	1:38.487
44	42.154	1:38.405
17	45.341	1:39.293
13	47.328	1:39.524
8	56.023	1:40.081
16	1:01.584	1:40.459
11	1:02.799	1:39.981
4	1:05.668	1:41.161
87	1:12.023	1:41.287
3	1:12.308	1:41.630
34	1:12.547	1:41.720
57	1:18.658	1:41.745
18	1:23.874	1:42.885
7	1:28.639	1:42.654

LAP 12 @ 14:36:36.831

NO	BEHIND	LAP TIME
----	--------	----------

95		1:34.711
6	1.551	1:35.625
7	1 Lap	1:42.620
26	10.689	1:36.144
52	12.958	1:35.708
86	13.118	1:35.745
62	13.171	1:35.722
35	19.783	1:36.829
28	23.607	1:36.109
42	24.263	1:36.822
79	38.673	1:37.677
70	43.114	1:37.637
27	43.230	1:37.949
98	43.370	1:37.838
65	43.581	1:37.943
2	46.934	1:38.306
21	47.424	1:37.623
44	51.077	1:39.340
9	1 Lap	1:47.503
17	55.902	1:39.962
13	56.748	1:39.323
8	1:06.830	1:40.162
16	1:13.533	1:40.544
11	1:13.622	1:40.142
4	1:18.934	1:41.419
3	1:24.679	1:40.716
87	1:24.757	1:41.273
34	1:25.340	1:41.221
57	1:32.897	1:41.638
18	1:40.497	1:43.122

LAP 11 @ 14:35:02.120

NO	BEHIND	LAP TIME
----	--------	----------

95		1:34.681
1	0.238	1:34.800
6	0.637	1:33.605
26	9.256	1:35.902
52	11.961	1:36.088
47	12.040	1:36.296
86	12.084	1:36.102
62	12.160	1:35.971
35	17.665	1:36.437
42	22.152	1:36.656
28	22.209	1:36.815
79	35.707	1:37.511
27	39.992	1:38.246

Weather / Track : Cloudy / Dry

MCRCB BULLETIN TK248

2015 MCE British Superbike Championship - Round 12

2015 HEL British Motostar Championship

RACE 11 - POSITION CHART

No	Name	Lap Pos	Lap												
			1	2	3	4	5	6	7	8	9	10	11	12	
95	DEROUE	1	95	95	95	95	95	1	95	95	95	95	95	95	95
6	TAYLOR	2	1	1	1	1	1	95	1	1	1	1	1	1	6
26	SAEZ	3	26	26	26	6	6	6	6	6	6	6	6	6	26
25	BROUWERS	4	47	6	6	26	26	26	26	26	26	26	26	26	52
1	RENDELL	5	62	47	47	47	47	47	47	47	47	47	47	52	86
47	ARCHER	6	6	62	62	52	52	52	52	52	52	52	52	47	62
62	VAN DER VALK	7	35	35	35	62	62	62	62	86	62	86	86	35	
35	LODGE	8	52	52	52	86	86	86	86	62	86	62	62	28	
52	BOERBOOM	9	86	86	86	35	35	35	35	35	35	35	35	42	
79	TAYLOR	10	42	42	28	28	28	28	28	28	28	28	42	79	
86	NESBITT	11	70	28	42	42	42	42	42	42	42	42	28	70	
98	DE VRIES	12	79	70	70	79	79	79	79	79	79	79	79	27	
28	RAY	13	28	79	79	70	27	70	70	70	70	70	27	98	
70	LONGSHAW	14	44	27	27	27	70	27	27	27	27	27	70	65	
42	SLOOTEN	15	21	44	44	44	98	65	65	65	98	98	98	2	
65	OWENS	16	98	98	98	98	65	98	98	98	65	65	65	21	
44	BEST	17	27	21	71	71	44	2	2	2	2	2	2	44	
2	THOMAS	18	2	2	2	65	71	44	21	21	21	21	21	17	
71	BEINLICH	19	71	71	65	2	2	71	71	71	44	44	44	13	
27	POLDEN	20	65	65	21	21	21	21	44	44	17	17	17	8	
21	KERR	21	13	13	13	13	17	17	17	17	13	13	13	16	
17	JONKER	22	17	17	17	17	13	13	13	13	8	8	8	11	
16	SAWFORD	23	16	16	8	8	8	8	8	8	16	16	16	4	
8	TOMS	24	8	8	16	16	16	16	16	16	11	11	11	3	
11	CAMPBELL	25	11	11	11	11	11	11	11	11	4	4	4	87	
34	DELVES	26	24	24	4	24	24	24	24	24	24	87	87	34	
13	BURMAN	27	3	4	24	4	4	4	4	4	3	3	3	57	
87	EDWARDS	28	4	10	10	10	3	3	3	3	87	34	34	18	
24	RODINK	29	10	3	87	87	87	87	34	87	34	57	57		
3	CLAYTON	30	87	87	3	3	34	34	87	34	57	18	18		
4	VALLELEY	31	18	34	34	34	57	57	57	57	18	7	7		
18	CLARKE	32	34	18	18	18	18	18	18	18	7	9	9		
7	ASHBY	33	7	57	57	57	7	7	7	7	9				
57	RAJEK	34	57	7	7	7	9	9	9	9					
10	WARING	35	9	9	9	9									
9	WALES	36													

Weather / Track : Cloudy / Dry

Results can be found at www.tsl-timing.com

Brands Hatch GP
 Circuit Length = 2.4332 miles
 Start: 14:17 Flag 14:36 End: 14:38

Printed - 14:41 Sunday, 18 October 2015

MCRCB BULLETIN TK249

2015 MCE British Superbike Championship - Round 12

2015 HEL British Motostar Championship

RACE 11 - SECTOR ANALYSIS

SECTOR 1 = FL to I1, SECTOR 2 = I1 to I2 SECTOR 3 = I2 to I3, SECTOR 4 = I3 to FL, DIFF = Difference To Personal Best Lap

P1		95 M3		Scott DEROUE				KTM - Redline KTM					
IDEAL LAP TIME : 1:34.306		BEST LAP TIME : 1:34.537				DIFFERENCE : 0.231							
LAP	SECTOR 1	SECTOR 2		SECTOR 3		SECTOR 4		LAP TIME	MPH	DIFF	TIME OF DAY		
1 -		106.0	17.552	128.5	25.117	87.1	23.228	122.9	1:41.076	86.66	6.539	14:19:12.375	
2 -	30.012	107.0	17.473	127.8	25.103	89.0	23.009	123.1	1:35.597	91.63	1.060	14:20:47.972	
3 -	29.896	107.2	17.433	127.8	24.948	91.8	22.945	122.9	1:35.222	91.99	0.685	14:22:23.194	
4 -	29.798	107.5	17.476	127.5	25.008	92.1	22.994	123.3	1:35.276	91.94	0.739	14:23:58.470	
5 -	29.762	107.5	17.249	128.5	24.921	91.5	22.836	123.8	1:34.768	92.43	0.231	14:25:33.238	
6 -	30.005	107.3	17.766	123.8	25.095	92.9	22.766	124.5	1:35.632	91.59	1.095	14:27:08.870	
7 -	29.597	107.3	17.253	128.5	24.890	91.6	22.860	123.8	1:34.600 (2)	92.59	0.063	14:28:43.470	
8 -	29.590	107.5	17.216	128.8	24.806	92.8	23.065	123.1	1:34.677 (3)	92.52	0.140	14:30:18.147	
9 -	29.562	107.7	17.534	128.3	24.860	93.0	22.799	123.8	1:34.755	92.44	0.218	14:31:52.902	
10 -	29.640	107.8	17.255	128.5	24.920	92.8	22.722	123.8	1:34.537 (1)	92.66		14:33:27.439	
11 -	29.766	107.5	17.239	128.5	24.859	92.0	22.817	124.5	1:34.681	92.51	0.144	14:35:02.120	
12 -	29.576	107.8	17.266	128.5	24.862	91.3	23.007	124.7	1:34.711	92.49	0.174	14:36:36.831	

P2		6		Taz TAYLOR				Honda - RS Racing					
IDEAL LAP TIME : 1:33.565		BEST LAP TIME : 1:33.605				DIFFERENCE : 0.040							
LAP	SECTOR 1	SECTOR 2		SECTOR 3		SECTOR 4		LAP TIME	MPH	DIFF	TIME OF DAY		
1 -		97.6	18.112	129.0	25.024	86.8	22.960	128.5	1:43.081	84.97	9.476	14:19:14.380	
2 -	30.188	104.2	17.647	130.8	25.377	85.0	22.966	123.3	1:36.178	91.07	2.573	14:20:50.558	
3 -	29.995	105.6	17.543	128.0	24.636	87.4	22.880	125.4	1:35.054	92.15	1.449	14:22:25.612	
4 -	29.879	105.3	17.652	127.8	24.697	88.6	22.910	123.8	1:35.138	92.07	1.533	14:24:00.750	
5 -	29.975	105.8	17.465	128.0	24.739	88.3	22.795	123.3	1:34.974	92.23	1.369	14:25:35.724	
6 -	30.513	104.6	17.460	128.5	24.620	90.0	22.812	122.9	1:35.405	91.81	1.800	14:27:11.129	
7 -	29.817	105.6	17.395	128.3	24.555	89.2	22.742	123.8	1:34.509 (3)	92.68	0.904	14:28:45.638	
8 -	29.630	106.6	17.383	128.8	24.903	89.1	22.728	124.7	1:34.644	92.55	1.039	14:30:20.282	
9 -	29.936	105.5	17.474	127.5	24.596	90.6	22.665	124.0	1:34.671	92.52	1.066	14:31:54.953	
10 -	29.664	107.3	17.283	128.8	24.551	89.5	22.701	124.5	1:34.199 (2)	92.99	0.594	14:33:29.152	
11 -	29.670	107.0	17.174	129.3	24.281	91.6	22.480	125.4	1:33.605 (1)	93.58		14:35:02.757	
12 -	30.975	106.5	17.252	128.8	24.448	92.1	22.950	122.6	1:35.625	91.60	2.020	14:36:38.382	

P3		26 M3		Dani SAEZ				Repli-Cast Moto 3 - Repli-Cast - Armstrong					
IDEAL LAP TIME : 1:35.209		BEST LAP TIME : 1:35.311				DIFFERENCE : 0.102							
LAP	SECTOR 1	SECTOR 2		SECTOR 3		SECTOR 4		LAP TIME	MPH	DIFF	TIME OF DAY		
1 -		103.2	17.638	127.3	25.068	88.7	23.769	120.4	1:42.202	85.71	6.891	14:19:13.501	
2 -	30.308	104.8	17.635	127.8	25.037	90.3	23.124	122.6	1:36.104	91.14	0.793	14:20:49.605	
3 -	29.991	104.0	17.660	126.8	25.042	88.7	23.182	122.4	1:35.875	91.36	0.564	14:22:25.480	
4 -	30.366	105.1	17.538	128.3	24.988	89.1	23.054	123.1	1:35.946	91.29	0.635	14:24:01.426	
5 -	30.103	105.1	17.469	127.5	24.895	90.9	23.054	122.6	1:35.521	91.70	0.210	14:25:36.947	
6 -	29.956	105.3	17.456	128.0	24.895	92.4	23.004	122.0	1:35.311 (1)	91.90		14:27:12.258	
7 -	29.951	104.8	17.517	126.8	24.924	92.4	23.027	122.4	1:35.419 (2)	91.80	0.108	14:28:47.677	
8 -	29.854	104.5	17.533	126.1	25.044	92.6	23.084	122.4	1:35.515 (3)	91.71	0.204	14:30:23.192	
9 -	30.136	104.0	17.718	125.9	25.257	90.5	23.209	120.0	1:36.320	90.94	1.009	14:31:59.512	
10 -	30.177	104.8	17.548	125.9	25.175	91.1	23.062	121.7	1:35.962	91.28	0.651	14:33:35.474	
11 -	29.919	104.5	17.638	125.9	25.146	91.6	23.199	120.9	1:35.902	91.34	0.591	14:35:11.376	
12 -	29.982	105.0	17.540	125.4	25.247	90.3	23.375	111.8	1:36.144	91.11	0.833	14:36:47.520	

P4		52 M3		Jorel BOERBOOM				Kalex KTM - FPW Racing					
IDEAL LAP TIME : 1:35.297		BEST LAP TIME : 1:35.563				DIFFERENCE : 0.266							
LAP	SECTOR 1	SECTOR 2		SECTOR 3		SECTOR 4		LAP TIME	MPH	DIFF	TIME OF DAY		
1 -		99.1	18.028	127.3	25.458	88.7	23.131	123.5	1:44.010	84.22	8.447	14:19:15.309	
2 -	30.342	104.5	17.653	127.8	25.292	90.1	22.930	124.9	1:36.217	91.04	0.654	14:20:51.526	
3 -	30.221	104.6	17.540	129.0	25.229	89.8	22.818	124.9	1:35.808	91.43	0.245	14:22:27.334	
4 -	30.136	105.3	17.571	127.3	25.220	89.9	22.949	123.1	1:35.876	91.36	0.313	14:24:03.210	
5 -	29.998	105.0	17.485	128.3	25.230	90.9	22.850	125.2	1:35.563 (1)	91.66		14:25:38.773	
6 -	30.049	104.5	17.536	127.0	25.230	91.4	22.853	124.0	1:35.668 (2)	91.56	0.105	14:27:14.441	
7 -	30.202	104.5	17.582	127.8	25.255	90.0	22.953	124.0	1:35.992	91.25	0.429	14:28:50.433	
8 -	30.238	104.3	17.651	127.8	25.160	91.1	22.770	125.2	1:35.819	91.42	0.256	14:30:26.252	
9 -	30.010	104.5	17.510	126.1	25.525	91.9	23.023	121.5	1:36.068	91.18	0.505	14:32:02.320	

Weather / Track : Cloudy / Dry

Brands Hatch GP

Circuit Length = 2.4332 miles

Start: 14:17 Flag 14:36 End: 14:38

MCRCB BULLETIN TK249

2015 MCE British Superbike Championship - Round 12

2015 HEL British Motostar Championship

RACE 11 - SECTOR ANALYSIS

SECTOR 1 = FL to I1, SECTOR 2 = I1 to I2 SECTOR 3 = I2 to I3, SECTOR 4 = I3 to FL, DIFF = Difference To Personal Best Lap

10 -	30.073	104.3	17.519	125.9	25.223	90.4	22.858	123.1	1:35.673 (3)	91.56	0.110	14:33:37.993
11 -	30.052	103.7	17.630	124.9	25.336	90.9	23.070	121.7	1:36.088	91.16	0.525	14:35:14.081
12 -	29.882	104.2	17.542	124.7	25.265	92.1	23.019	122.4	1:35.708	91.52	0.145	14:36:49.789

P5		86 M3		Charlie NESBITT				Repli-Cast Moto 3 - Repli-Cast UK				
IDEAL LAP TIME : 1:35.084		BEST LAP TIME : 1:35.464				DIFFERENCE : 0.380						
LAP	SECTOR 1	SECTOR 2	SECTOR 3	SECTOR 4	LAP TIME	MPH	DIFF	TIME OF DAY				
1 -		97.6	18.282	125.4	25.783	86.0	23.148	122.0	1:44.365	83.93	8.901	14:19:15.664
2 -	30.279	100.6	17.571	126.6	25.234	85.8	23.036	123.3	1:36.120	91.13	0.656	14:20:51.784
3 -	30.188	100.7	17.543	126.1	25.203	85.7	22.752	123.5	1:35.686 (3)	91.54	0.222	14:22:27.470
4 -	30.175	100.9	17.643	128.3	25.325	84.0	22.944	123.3	1:36.087	91.16	0.623	14:24:03.557
5 -	29.997	104.5	17.525	127.0	25.146	84.3	23.001	123.1	1:35.669 (2)	91.56	0.205	14:25:39.226
6 -	30.122	105.0	17.670	127.0	25.111	86.8	22.812	122.4	1:35.715	91.52	0.251	14:27:14.941
7 -	30.066	101.0	17.542	126.3	25.259	86.4	22.937	122.9	1:35.804	91.43	0.340	14:28:50.745
8 -	30.159	103.4	17.491	125.9	25.248	91.0	22.855	122.2	1:35.753	91.48	0.289	14:30:26.498
9 -	30.338	103.8	17.575	128.0	25.509	89.2	22.718	123.8	1:36.140	91.11	0.676	14:32:02.638
10 -	30.297	102.4	17.423	126.8	25.085	90.8	22.659	120.6	1:35.464 (1)	91.76		14:33:38.102
11 -	30.294	103.4	17.540	126.1	25.366	89.9	22.902	121.3	1:36.102	91.15	0.638	14:35:14.204
12 -	29.917	103.8	17.448	125.2	25.329	88.7	23.051	119.6	1:35.745	91.49	0.281	14:36:49.949

P6		62 M3		Vasco VAN DER VALK				Honda - Team ILR / Vasco62.nl				
IDEAL LAP TIME : 1:35.240		BEST LAP TIME : 1:35.557				DIFFERENCE : 0.317						
LAP	SECTOR 1	SECTOR 2	SECTOR 3	SECTOR 4	LAP TIME	MPH	DIFF	TIME OF DAY				
1 -		96.0	17.960	125.4	25.240	88.3	22.960	123.3	1:43.017	85.03	7.460	14:19:14.316
2 -	30.488	104.3	17.690	127.3	25.352	82.2	23.020	122.6	1:36.550	90.72	0.993	14:20:50.866
3 -	30.390	104.0	17.632	126.3	25.067	85.8	22.862	123.3	1:35.951	91.29	0.394	14:22:26.817
4 -	30.578	103.2	17.778	128.0	25.299	87.7	22.866	124.5	1:36.521	90.75	0.964	14:24:03.338
5 -	30.124	104.2	17.543	126.8	25.125	86.5	22.765	125.2	1:35.557 (1)	91.67		14:25:38.895
6 -	30.386	104.0	17.543	126.3	25.111	87.8	22.764	122.4	1:35.804 (3)	91.43	0.247	14:27:14.699
7 -	30.163	104.3	17.541	127.5	25.322	86.9	22.789	123.5	1:35.815	91.42	0.258	14:28:50.514
8 -	30.490	101.6	17.479	127.8	25.386	86.7	22.658	122.9	1:36.013	91.23	0.456	14:30:26.527
9 -	30.162	104.3	17.602	126.8	25.400	86.4	22.727	123.5	1:35.891	91.35	0.334	14:32:02.418
10 -	30.362	105.0	17.473	126.3	25.346	86.7	22.710	122.0	1:35.891	91.35	0.334	14:33:38.309
11 -	30.297	104.0	17.489	127.3	25.429	87.6	22.756	124.7	1:35.971	91.27	0.414	14:35:14.280
12 -	30.144	105.1	17.391	125.4	25.207	88.7	22.980	121.7	1:35.722 (2)	91.51	0.165	14:36:50.002

P7		35 M3		Elliot LODGE				Honda - Essential Team Racing / SP125				
IDEAL LAP TIME : 1:35.753		BEST LAP TIME : 1:35.957				DIFFERENCE : 0.204						
LAP	SECTOR 1	SECTOR 2	SECTOR 3	SECTOR 4	LAP TIME	MPH	DIFF	TIME OF DAY				
1 -		91.5	18.270	124.5	25.339	86.7	23.069	122.4	1:43.550	84.59	7.593	14:19:14.849
2 -	30.275	101.2	17.640	126.8	25.359	84.6	23.065	122.0	1:36.339 (2)	90.92	0.382	14:20:51.188
3 -	30.197	103.4	17.587	126.6	25.286	88.7	22.887	122.2	1:35.957 (1)	91.28		14:22:27.145
4 -	30.650	103.0	17.735	126.3	25.270	85.1	22.907	123.5	1:36.562	90.71	0.605	14:24:03.707
5 -	30.232	102.2	17.762	124.9	25.397	89.9	23.235	120.4	1:36.626	90.65	0.669	14:25:40.333
6 -	30.344	103.4	17.652	124.5	25.301	89.5	23.337	119.1	1:36.634	90.64	0.677	14:27:16.967
7 -	30.133	103.4	17.707	124.0	25.444	90.3	23.384	118.5	1:36.668	90.61	0.711	14:28:53.635
8 -	30.179	103.2	17.778	123.8	25.452	87.8	23.250	119.1	1:36.659	90.62	0.702	14:30:30.294
9 -	30.162	102.7	17.746	123.1	25.377	90.3	23.256	119.4	1:36.541	90.73	0.584	14:32:06.835
10 -	30.232	103.5	17.742	124.0	25.146	88.1	23.393	117.3	1:36.513	90.76	0.556	14:33:43.348
11 -	30.198	102.2	17.689	123.8	25.309	89.4	23.241	119.6	1:36.437 (3)	90.83	0.480	14:35:19.785
12 -	30.139	103.8	17.609	123.5	25.533	90.4	23.548	118.5	1:36.829	90.46	0.872	14:36:56.614

P8		28		Bradley RAY				EE125 - FAB-Racing				
IDEAL LAP TIME : 1:35.871		BEST LAP TIME : 1:36.063				DIFFERENCE : 0.192						
LAP	SECTOR 1	SECTOR 2	SECTOR 3	SECTOR 4	LAP TIME	MPH	DIFF	TIME OF DAY				
1 -		99.7	18.395	127.0	26.407	82.7	23.672	123.1	1:46.419	82.31	10.356	14:19:17.718
2 -	30.689	101.5	17.779	126.1	25.576	84.6	23.188	122.2	1:37.232	90.09	1.169	14:20:54.950
3 -	30.612	103.0	17.512	127.5	25.786	85.3	23.236	121.1	1:37.146	90.17	1.083	14:22:32.096
4 -	30.445	103.5	17.720	125.9	25.557	87.2	23.146	121.5	1:36.868	90.43	0.805	14:24:08.964
5 -	30.413	104.2	17.554	126.1	25.700	87.6	23.168	121.3	1:36.835	90.46	0.772	14:25:45.799

Weather / Track : Cloudy / Dry

Brands Hatch GP

Circuit Length = 2.4332 miles

Start: 14:17 Flag 14:36 End: 14:38

MCRCB BULLETIN TK249

2015 MCE British Superbike Championship - Round 12

2015 HEL British Motostar Championship

RACE 11 - SECTOR ANALYSIS

SECTOR 1 = FL to I1, SECTOR 2 = I1 to I2 SECTOR 3 = I2 to I3, SECTOR 4 = I3 to FL, DIFF = Difference To Personal Best Lap

6 -	30.254	103.5	17.628	125.9	25.532	89.5	23.206	122.0	1:36.620	90.66	0.557	14:27:22.419
7 -	30.217	104.5	17.563	125.9	25.413	90.8	23.047	121.7	1:36.240 (3)	91.02	0.177	14:28:58.659
8 -	30.249	104.3	17.514	126.3	25.422	88.4	23.062	121.5	1:36.247	91.01	0.184	14:30:34.906
9 -	30.193	104.5	17.555	126.1	25.368	89.8	22.947	122.0	1:36.063 (1)	91.18		14:32:10.969
10 -	30.522	103.5	17.635	126.3	25.392	89.4	22.996	121.1	1:36.545	90.73	0.482	14:33:47.514
11 -	30.489	102.9	17.628	125.9	25.502	87.4	23.196	120.9	1:36.815	90.48	0.752	14:35:24.329
12 -	30.349	104.6	17.540	126.1	25.219	91.9	23.001	121.7	1:36.109 (2)	91.14	0.046	14:37:00.438

P9	42 M3	Brian SLOOTEN						Honda - Bakker Frames Holland					
IDEAL LAP TIME : 1:35.821			BEST LAP TIME : 1:36.196			DIFFERENCE : 0.375							
LAP	SECTOR 1	SECTOR 2	SECTOR 3	SECTOR 4	LAP TIME	MPH	DIFF	TIME OF DAY					
1 -	98.3	18.432	126.8	26.073	88.4	23.371	120.2	1:45.681	82.88	9.485	14:19:16.980		
2 -	30.428	100.9	17.996	123.5	25.790	88.7	23.376	119.4	1:37.590	89.76	1.394	14:20:54.570	
3 -	30.604	100.3	17.912	123.5	25.936	85.1	23.263	120.6	1:37.715	89.64	1.519	14:22:32.285	
4 -	30.479	102.4	17.750	126.1	25.494	85.2	23.109	121.3	1:36.832	90.46	0.636	14:24:09.117	
5 -	30.461	103.0	17.588	125.9	25.597	84.9	23.266	120.9	1:36.912	90.38	0.716	14:25:46.029	
6 -	30.244	102.9	17.650	125.9	25.424	87.4	23.131	121.5	1:36.449	90.82	0.253	14:27:22.478	
7 -	30.333	103.5	17.580	126.3	25.464	86.8	23.094	120.4	1:36.471	90.80	0.275	14:28:58.949	
8 -	30.144	104.3	17.511	126.3	25.372	89.7	23.203	120.2	1:36.230 (2)	91.03	0.034	14:30:35.179	
9 -	30.229	103.4	17.601	125.6	25.316	90.0	23.050	121.1	1:36.196 (1)	91.06		14:32:11.375	
10 -	30.281	103.4	17.794	125.9	25.211	88.3	22.955	122.2	1:36.241 (3)	91.01	0.045	14:33:47.616	
11 -	30.209	102.2	17.691	125.2	25.467	89.7	23.289	119.4	1:36.656	90.62	0.460	14:35:24.272	
12 -	30.585	103.8	17.604	125.2	25.284	89.7	23.349	119.6	1:36.822	90.47	0.626	14:37:01.094	

P10	79 M3	Chris TAYLOR						KTM - Hodges Racing					
IDEAL LAP TIME : 1:37.245			BEST LAP TIME : 1:37.422			DIFFERENCE : 0.177							
LAP	SECTOR 1	SECTOR 2	SECTOR 3	SECTOR 4	LAP TIME	MPH	DIFF	TIME OF DAY					
1 -	100.9	18.396	127.8	26.661	80.3	23.490	122.6	1:46.392	82.33	8.970	14:19:17.691		
2 -	31.258	100.3	17.920	129.5	26.432	81.5	23.545	124.0	1:39.155	88.34	1.733	14:20:56.846	
3 -	30.934	100.4	17.621	129.3	26.432	82.4	23.662	119.6	1:38.649	88.79	1.227	14:22:35.495	
4 -	31.191	102.4	18.035	121.5	26.213	85.9	23.345	120.2	1:38.784	88.67	1.362	14:24:14.279	
5 -	30.868	102.6	17.775	123.5	25.994	85.9	23.413	121.3	1:38.050	89.34	0.628	14:25:52.329	
6 -	30.629	103.0	17.673	124.2	25.846	86.8	23.410	120.6	1:37.558	89.79	0.136	14:27:29.887	
7 -	30.664	102.9	17.847	123.5	26.030	86.7	23.431	120.9	1:37.972	89.41	0.550	14:29:07.859	
8 -	30.612	103.0	17.696	124.5	25.788	86.5	23.326	120.4	1:37.422 (1)	89.91		14:30:45.281	
9 -	30.659	102.9	17.658	123.3	25.880	86.0	23.289	121.1	1:37.486 (2)	89.85	0.064	14:32:22.767	
10 -	30.613	103.2	17.789	123.8	25.853	87.3	23.294	120.4	1:37.549	89.79	0.127	14:34:00.316	
11 -	30.547	101.5	17.787	124.7	25.857	88.0	23.320	119.6	1:37.511 (3)	89.83	0.089	14:35:37.827	
12 -	30.582	102.6	17.803	123.1	25.876	86.1	23.416	121.1	1:37.677	89.68	0.255	14:37:15.504	

P11	70 M3	Ryan LONGSHAW						Kalex KTM - FPW Racing					
IDEAL LAP TIME : 1:37.472			BEST LAP TIME : 1:37.637			DIFFERENCE : 0.165							
LAP	SECTOR 1	SECTOR 2	SECTOR 3	SECTOR 4	LAP TIME	MPH	DIFF	TIME OF DAY					
1 -	95.1	18.378	130.0	26.637	86.1	23.550	124.5	1:46.196	82.48	8.559	14:19:17.495		
2 -	31.265	101.9	18.008	129.8	26.389	84.4	23.476	124.0	1:39.138	88.36	1.501	14:20:56.633	
3 -	30.919	105.1	17.768	129.3	26.413	85.3	23.731	122.2	1:38.831	88.63	1.194	14:22:35.464	
4 -	30.997	103.8	18.106	127.5	26.642	83.2	23.272	124.7	1:39.017	88.46	1.380	14:24:14.481	
5 -	30.998	103.7	17.980	129.0	26.331	83.0	23.350	124.9	1:38.659	88.78	1.022	14:25:53.140	
6 -	30.875	104.3	17.812	129.8	26.214	85.2	23.482	122.9	1:38.383	89.03	0.746	14:27:31.523	
7 -	30.671	104.2	17.760	129.0	26.131	89.2	23.569	122.9	1:38.131	89.26	0.494	14:29:09.654	
8 -	30.584	104.8	17.674	128.5	26.283	85.4	23.278	123.5	1:37.819 (2)	89.55	0.182	14:30:47.473	
9 -	30.689	104.6	17.756	127.8	26.152	89.8	23.287	122.6	1:37.884 (3)	89.49	0.247	14:32:25.357	
10 -	30.669	104.8	17.781	128.5	26.099	89.8	23.722	122.9	1:38.271	89.13	0.634	14:34:03.628	
11 -	30.827	104.3	17.724	128.3	26.136	85.8	23.993	120.2	1:38.680	88.77	1.043	14:35:42.308	
12 -	30.672	101.8	17.618	129.8	25.998	87.6	23.349	123.1	1:37.637 (1)	89.71		14:37:19.945	

P12	27 M3	Georgina POLDEN						KTM - RS Racing					
IDEAL LAP TIME : 1:37.441			BEST LAP TIME : 1:37.822			DIFFERENCE : 0.381							
LAP	SECTOR 1	SECTOR 2	SECTOR 3	SECTOR 4	LAP TIME	MPH	DIFF	TIME OF DAY					
1 -	102.4	17.996	129.3	26.591	81.0	23.809	124.2	1:47.784	81.27	9.962	14:19:19.083		

Weather / Track : Cloudy / Dry

Brands Hatch GP
Circuit Length = 2.4332 miles
Start: 14:17 Flag 14:36 End: 14:38

MCRCB BULLETIN TK249

2015 MCE British Superbike Championship - Round 12

2015 HEL British Motostar Championship

RACE 11 - SECTOR ANALYSIS

SECTOR 1 = FL to I1, SECTOR 2 = I1 to I2 SECTOR 3 = I2 to I3, SECTOR 4 = I3 to FL, DIFF = Difference To Personal Best Lap

2 -	31.043	101.3	17.945	128.3	25.910	80.2	23.636	122.4	1:38.534	88.90	0.712	14:20:57.617	
3 -	31.020	101.9	17.878	126.6	26.199	82.6	23.518	121.7	1:38.615	88.82	0.793	14:22:36.232	
4 -	30.925	102.9	17.914	126.3	26.275	80.2	23.307	124.9	1:38.421	89.00	0.599	14:24:14.653	
5 -	31.034	101.2	17.910	127.5	26.031	84.7	23.460	121.3	1:38.435	88.99	0.613	14:25:53.088	
6 -	31.155	101.3	17.930	127.3	25.956	81.6	23.505	123.8	1:38.546	88.89	0.724	14:27:31.634	
7 -	30.737	102.2	17.858	127.5	26.002	83.9	23.576	121.7	1:38.173	89.22	0.351	14:29:09.807	
8 -	30.638	102.6	17.806	127.3	26.114	83.4	23.264	122.9	1:37.822 (1)	89.54		14:30:47.629	
9 -	30.750	102.6	17.820	127.0	25.997	83.8	23.421	122.0	1:37.988	(3)	89.39	0.166	14:32:25.617
10 -	30.580	103.2	17.687	129.8	26.147	84.8	23.835	121.1	1:38.249	89.15	0.427	14:34:03.866	
11 -	30.740	102.9	17.757	128.3	26.044	84.7	23.705	120.6	1:38.246	89.16	0.424	14:35:42.112	
12 -	30.677	101.6	17.804	124.0	26.130	84.3	23.338	122.4	1:37.949	(2)	89.43	0.127	14:37:20.061

P13 98 M3		Tomas DE VRIES		Honda - DAT Racing									
IDEAL LAP TIME : 1:37.288		BEST LAP TIME : 1:37.633		DIFFERENCE : 0.345									
LAP	SECTOR 1	SECTOR 2	SECTOR 3	SECTOR 4	LAP TIME	MPH	DIFF	TIME OF DAY					
1 -	99.7	18.280	126.3	26.541	77.2	23.754	122.2	1:47.336	81.61	9.703	14:19:18.635		
2 -	31.264	101.9	18.258	122.4	26.231	80.0	23.513	122.4	1:39.266	88.24	1.633	14:20:57.901	
3 -	31.151	100.9	18.015	126.6	26.260	80.8	23.586	121.3	1:39.012	88.47	1.379	14:22:36.913	
4 -	31.092	102.2	17.813	126.1	26.223	79.5	23.614	120.9	1:38.742	88.71	1.109	14:24:15.655	
5 -	30.777	103.4	17.793	124.9	25.726	81.3	23.510	120.4	1:37.806	(2)	89.56	0.173	14:25:53.461
6 -	31.035	101.0	18.017	126.1	25.833	81.3	23.671	121.7	1:38.556	88.88	0.923	14:27:32.017	
7 -	30.788	102.1	17.896	122.2	25.830	82.5	23.540	116.3	1:38.054	89.33	0.421	14:29:10.071	
8 -	30.738	101.3	17.976	122.6	25.862	81.6	23.499	122.0	1:38.075	89.31	0.442	14:30:48.146	
9 -	30.716	102.4	17.754	124.7	25.673	82.6	23.490	121.7	1:37.633 (1)	89.72		14:32:25.779	
10 -	30.658	101.5	17.811	126.1	25.932	82.5	23.749	118.1	1:38.150	89.24	0.517	14:34:03.929	
11 -	30.874	101.3	17.796	125.6	25.868	85.4	23.896	118.7	1:38.434	88.99	0.801	14:35:42.363	
12 -	30.924	101.2	17.793	124.2	25.918	86.2	23.203	122.0	1:37.838	(3)	89.53	0.205	14:37:20.201

P14 65		Josh OWENS		Honda - JPL Racing									
IDEAL LAP TIME : 1:37.177		BEST LAP TIME : 1:37.587		DIFFERENCE : 0.410									
LAP	SECTOR 1	SECTOR 2	SECTOR 3	SECTOR 4	LAP TIME	MPH	DIFF	TIME OF DAY					
1 -	97.5	18.768	122.6	25.950	79.1	24.104	118.7	1:48.243	80.92	10.656	14:19:19.542		
2 -	31.174	100.3	18.281	124.2	26.111	79.9	23.533	121.3	1:39.099	88.39	1.512	14:20:58.641	
3 -	31.519	100.6	17.953	124.5	26.009	81.6	23.585	120.2	1:39.066	88.42	1.479	14:22:37.707	
4 -	30.619	102.4	17.908	123.5	26.068	80.9	23.668	121.3	1:38.263	89.14	0.676	14:24:15.970	
5 -	30.784	101.2	18.015	121.3	25.365	83.3	23.423	119.8	1:37.587 (1)	89.76		14:25:53.557	
6 -	30.967	100.0	18.122	124.7	25.476	85.2	23.676	120.0	1:38.241	89.16	0.654	14:27:31.798	
7 -	30.851	100.6	18.061	120.9	25.649	82.0	23.647	118.9	1:38.208	89.19	0.621	14:29:10.006	
8 -	30.748	100.3	17.966	122.0	25.764	82.6	23.591	118.3	1:38.069	89.32	0.482	14:30:48.075	
9 -	30.596	100.6	18.025	121.1	25.699	81.4	23.491	120.6	1:37.811	(2)	89.55	0.224	14:32:25.886
10 -	30.712	100.4	18.025	122.4	25.671	81.2	23.735	117.9	1:38.143	89.25	0.556	14:34:04.029	
11 -	30.984	100.7	18.050	122.2	25.550	83.1	23.856	117.3	1:38.440	88.98	0.853	14:35:42.469	
12 -	30.873	99.7	18.048	121.1	25.714	84.8	23.308	119.8	1:37.943	(3)	89.43	0.356	14:37:20.412

P15 2 M3		Joe THOMAS		Honda - Team ILR									
IDEAL LAP TIME : 1:37.667		BEST LAP TIME : 1:37.945		DIFFERENCE : 0.278									
LAP	SECTOR 1	SECTOR 2	SECTOR 3	SECTOR 4	LAP TIME	MPH	DIFF	TIME OF DAY					
1 -	98.8	18.603	126.1	26.312	79.2	24.019	121.3	1:47.834	81.23	9.889	14:19:19.133		
2 -	31.469	98.3	18.152	127.0	25.975	84.5	23.826	120.2	1:39.422	88.10	1.477	14:20:58.555	
3 -	31.380	100.3	17.992	126.3	26.069	85.5	23.579	121.7	1:39.020	88.46	1.075	14:22:37.575	
4 -	31.325	102.1	18.071	124.5	25.815	84.7	23.658	120.9	1:38.869	88.60	0.924	14:24:16.444	
5 -	31.652	99.5	17.962	124.5	25.701	83.1	23.566	121.7	1:38.881	88.58	0.936	14:25:55.325	
6 -	31.039	101.0	17.768	125.4	25.990	86.4	23.622	120.2	1:38.419	89.00	0.474	14:27:33.744	
7 -	31.086	102.1	18.147	123.1	25.925	86.9	23.647	119.6	1:38.805	88.65	0.860	14:29:12.549	
8 -	30.938	101.5	18.054	122.9	25.649	86.0	23.551	118.9	1:38.192	(3)	89.21	0.247	14:30:50.741
9 -	31.133	101.5	18.036	122.6	25.829	87.3	23.634	118.7	1:38.632	88.81	0.687	14:32:29.373	
10 -	31.007	101.9	17.958	123.3	25.705	86.4	23.471	119.6	1:38.141	(2)	89.25	0.196	14:34:07.514
11 -	30.880	101.5	17.964	122.9	25.548	85.3	23.553	119.4	1:37.945 (1)	89.43		14:35:45.459	
12 -	30.974	101.6	18.038	122.4	25.730	87.7	23.564	118.9	1:38.306	89.10	0.361	14:37:23.765	

Weather / Track : Cloudy / Dry

Brands Hatch GP
 Circuit Length = 2.4332 miles
 Start: 14:17 Flag 14:36 End: 14:38

MCRCB BULLETIN TK249

2015 MCE British Superbike Championship - Round 12

2015 HEL British Motostar Championship

RACE 11 - SECTOR ANALYSIS

SECTOR 1 = FL to I1, SECTOR 2 = I1 to I2 SECTOR 3 = I2 to I3, SECTOR 4 = I3 to FL, DIFF = Difference To Personal Best Lap

P16		21 M3		Richard KERR				Honda - Bob Wylie Racing				
IDEAL LAP TIME : 1:37.495		BEST LAP TIME : 1:37.623				DIFFERENCE : 0.128						
LAP	SECTOR 1	SECTOR 2		SECTOR 3		SECTOR 4		LAP TIME	MPH	DIFF	TIME OF DAY	
1 -		100.0	18.373	125.4	26.375	77.4	23.903	120.0	1:47.302	81.63	9.679	14:19:18.601
2 -	30.987	101.0	18.732	124.7	26.267	83.6	23.711	120.4	1:39.697	87.86	2.074	14:20:58.298
3 -	31.277	101.3	18.092	121.3	26.631	82.3	23.729	120.4	1:39.729	87.83	2.106	14:22:38.027
4 -	31.134	100.7	18.204	122.4	25.864	87.4	23.694	118.7	1:38.896	88.57	1.273	14:24:16.923
5 -	31.063	100.9	18.128	122.2	25.880	84.7	23.521	120.9	1:38.592	88.84	0.969	14:25:55.515
6 -	31.174	101.9	18.075	123.3	25.858	84.0	23.751	120.0	1:38.858	88.61	1.235	14:27:34.373
7 -	30.946	102.2	18.114	126.1	26.040	86.1	24.103	116.9	1:39.203	88.30	1.580	14:29:13.576
8 -	30.736	101.3	18.080	120.9	25.808	88.3	23.714	117.1	1:38.338	89.07	0.715	14:30:51.914
9 -	30.693	101.3	18.037	121.3	25.716	87.2	23.683	117.3	1:38.129 (3)	89.26	0.506	14:32:30.043
10 -	30.912	99.8	18.100	121.7	25.713	86.4	23.762	117.7	1:38.487	88.94	0.864	14:34:08.530
11 -	30.695	100.3	18.040	121.5	25.811	87.8	23.556	118.3	1:38.102 (2)	89.29	0.479	14:35:46.632
12 -	30.518	101.3	18.165	121.3	25.530	88.5	23.410	119.8	1:37.623 (1)	89.73		14:37:24.255

P17		44 M3		Edmund BEST				Honda - SymCirrus Motorsport				
IDEAL LAP TIME : 1:38.225		BEST LAP TIME : 1:38.405				DIFFERENCE : 0.180						
LAP	SECTOR 1	SECTOR 2		SECTOR 3		SECTOR 4		LAP TIME	MPH	DIFF	TIME OF DAY	
1 -		99.1	18.436	125.4	26.614	78.6	23.723	119.8	1:47.033	81.84	8.628	14:19:18.332
2 -	31.340	102.4	18.487	121.7	26.097	81.4	23.545	121.7	1:39.469	88.06	1.064	14:20:57.801
3 -	31.116	101.3	18.063	125.6	26.222	81.7	23.648	120.0	1:39.049	88.43	0.644	14:22:36.850
4 -	31.024	102.1	17.922	124.5	26.141	79.2	23.661	120.0	1:38.748	88.70	0.343	14:24:15.598
5 -	31.356	103.0	18.079	128.0	26.141	84.9	23.784	120.0	1:39.360	88.16	0.955	14:25:54.958
6 -	30.957	101.3	18.131	123.3	26.348	86.5	23.529	120.2	1:38.965	88.51	0.560	14:27:33.923
7 -	31.192	103.0	17.909	127.0	26.309	84.4	24.551	118.5	1:39.961	87.63	1.556	14:29:13.884
8 -	31.016	102.6	17.852	126.1	26.083	84.2	23.610	121.3	1:38.561 (2)	88.87	0.156	14:30:52.445
9 -	30.980	102.1	17.930	123.8	26.147	83.9	23.686	118.7	1:38.743 (3)	88.71	0.338	14:32:31.188
10 -	30.764	102.4	17.938	123.8	26.080	86.0	23.623	118.5	1:38.405 (1)	89.01		14:34:09.593
11 -	30.791	101.6	17.970	123.8	26.426	85.4	23.788	117.9	1:38.975	88.50	0.570	14:35:48.568
12 -	30.898	102.4	18.017	122.2	26.581	85.5	23.844	116.7	1:39.340	88.18	0.935	14:37:27.908

P18		17		Wesley JONKER				Luyten Honda - Racing Family				
IDEAL LAP TIME : 1:38.390		BEST LAP TIME : 1:38.550				DIFFERENCE : 0.160						
LAP	SECTOR 1	SECTOR 2		SECTOR 3		SECTOR 4		LAP TIME	MPH	DIFF	TIME OF DAY	
1 -		98.2	18.829	122.9	26.341	83.2	23.911	120.2	1:49.133	80.26	10.583	14:19:20.432
2 -	31.442	101.6	18.431	122.2	25.841	85.4	23.796	120.4	1:39.510	88.02	0.960	14:20:59.942
3 -	31.304	101.0	18.365	122.0	25.818	84.8	23.712	121.5	1:39.199	88.30	0.649	14:22:39.141
4 -	31.479	101.5	18.421	122.2	25.717	84.5	23.771	120.2	1:39.388	88.13	0.838	14:24:18.529
5 -	31.367	100.1	18.377	122.6	25.913	87.2	23.873	118.3	1:39.530	88.01	0.980	14:25:58.059
6 -	31.071	101.2	18.558	120.6	25.582	86.9	23.767	118.1	1:38.978 (3)	88.50	0.428	14:27:37.037
7 -	31.160	100.9	18.375	121.1	25.519	86.7	23.569	118.7	1:38.623 (2)	88.82	0.073	14:29:15.660
8 -	31.039	100.9	18.360	120.9	25.469	89.3	23.682	118.3	1:38.550 (1)	88.88		14:30:54.210
9 -	31.162	100.3	18.526	120.9	25.734	87.8	23.855	117.3	1:39.277	88.23	0.727	14:32:33.487
10 -	30.992	100.9	18.524	119.8	25.920	89.4	23.857	116.5	1:39.293	88.22	0.743	14:34:12.780
11 -	31.510	100.0	18.423	120.6	25.897	86.1	24.161	116.3	1:39.991	87.60	1.441	14:35:52.771
12 -	31.643	98.3	18.648	120.0	25.818	86.3	23.853	118.3	1:39.962	87.63	1.412	14:37:32.733

P19		13 M3		Sam BURMAN				Honda - WNT / Burman Racing				
IDEAL LAP TIME : 1:38.757		BEST LAP TIME : 1:38.861				DIFFERENCE : 0.104						
LAP	SECTOR 1	SECTOR 2		SECTOR 3		SECTOR 4		LAP TIME	MPH	DIFF	TIME OF DAY	
1 -		100.3	18.392	126.1	26.460	86.2	23.941	122.2	1:48.524	80.71	9.663	14:19:19.823
2 -	31.426	102.2	18.135	125.6	26.354	87.1	23.841	120.9	1:39.756	87.81	0.895	14:20:59.579
3 -	31.410	102.6	18.029	125.2	26.201	88.8	23.736	120.4	1:39.376	88.14	0.515	14:22:38.955
4 -	31.415	102.4	18.051	124.9	26.118	88.5	23.766	120.0	1:39.350	88.17	0.489	14:24:18.305
5 -	31.440	101.8	18.188	124.2	26.620	86.1	24.019	119.1	1:40.267	87.36	1.406	14:25:58.572
6 -	31.379	101.9	18.065	125.4	26.111	88.4	23.747	119.8	1:39.302	88.21	0.441	14:27:37.874
7 -	31.150	102.4	18.059	124.7	25.985	89.5	23.667	120.0	1:38.861 (1)	88.60		14:29:16.735
8 -	31.076	101.5	18.110	124.5	26.177	90.4	23.848	118.9	1:39.211 (2)	88.29	0.350	14:30:55.946
9 -	31.409	101.2	18.144	124.2	25.999	89.1	23.745	119.6	1:39.297 (3)	88.21	0.436	14:32:35.243

Brands Hatch GP
 Circuit Length = 2.4332 miles
 Start: 14:17 Flag 14:36 End: 14:38

Weather / Track : Cloudy / Dry

MCRCB BULLETIN TK249

2015 MCE British Superbike Championship - Round 12

2015 HEL British Motostar Championship

RACE 11 - SECTOR ANALYSIS

SECTOR 1 = FL to I1, SECTOR 2 = I1 to I2 SECTOR 3 = I2 to I3, SECTOR 4 = I3 to FL, DIFF = Difference To Personal Best Lap

10 -	31.294	100.9	18.112	123.8	26.217	89.0	23.901	118.5	1:39.524	88.01	0.663	14:34:14.767
11 -	31.300	100.9	18.139	123.8	26.076	88.6	23.974	118.9	1:39.489	88.04	0.628	14:35:54.256
12 -	31.124	101.2	18.198	124.5	26.096	89.3	23.905	119.4	1:39.323	88.19	0.462	14:37:33.579

P20	8 M3	TJ TOMS		Repli-Cast Moto 3 - Repli-Cast UK								
IDEAL LAP TIME : 1:39.487			BEST LAP TIME : 1:39.693			DIFFERENCE : 0.206						
LAP	SECTOR 1	SECTOR 2	SECTOR 3	SECTOR 4	LAP TIME	MPH	DIFF	TIME OF DAY				
1 -	98.1	19.029	125.2	26.977	77.1	24.176	119.8	1:50.626	79.18	10.933	14:19:21.925	
2 -	31.539	101.2	18.242	123.8	26.750	81.3	23.811	120.6	1:40.342	87.29	0.649	14:21:02.267
3 -	31.466	101.8	18.167	122.9	26.917	83.8	24.170	117.9	1:40.720	86.97	1.027	14:22:42.987
4 -	31.495	102.2	18.014	122.9	26.672	86.0	23.869	117.9	1:40.050	87.55	0.357	14:24:23.037
5 -	31.750	101.9	18.073	122.4	26.592	86.9	23.797	118.5	1:40.212	87.41	0.519	14:26:03.249
6 -	31.362	102.2	17.937	122.4	26.624	83.1	23.901	117.3	1:39.824 (2)	87.75	0.131	14:27:43.073
7 -	31.330	102.4	18.035	122.6	26.491	86.3	23.837	117.7	1:39.693 (1)	87.86		14:29:22.766
8 -	31.368	102.4	18.008	122.4	26.795	85.3	24.050	118.3	1:40.221	87.40	0.528	14:31:02.987
9 -	31.527	102.1	18.108	122.0	26.773	85.3	23.986	117.5	1:40.394	87.25	0.701	14:32:43.381
10 -	31.436	102.1	17.869	122.2	26.840	86.1	23.936	116.5	1:40.081	87.52	0.388	14:34:23.462
11 -	31.506	101.6	17.962	122.4	26.698	87.0	23.871	117.9	1:40.037 (3)	87.56	0.344	14:36:03.499
12 -	31.413	102.1	18.095	121.3	26.697	85.1	23.957	118.1	1:40.162	87.45	0.469	14:37:43.661

P21	16	Andrew SAWFORD		Aprilia - St Neots Motorcycle Co Ltd								
IDEAL LAP TIME : 1:40.180			BEST LAP TIME : 1:40.459			DIFFERENCE : 0.279						
LAP	SECTOR 1	SECTOR 2	SECTOR 3	SECTOR 4	LAP TIME	MPH	DIFF	TIME OF DAY				
1 -	96.4	18.732	124.5	26.473	81.0	24.061	119.6	1:49.546	79.96	9.087	14:19:20.845	
2 -	31.623	97.8	18.680	122.9	26.425	82.4	24.133	117.1	1:40.861	86.85	0.402	14:21:01.706
3 -	31.368	97.9	18.768	121.3	26.517	83.5	24.873	117.3	1:41.526	86.28	1.067	14:22:43.232
4 -	31.684	99.1	18.802	121.5	26.382	81.7	24.133	117.3	1:41.001	86.73	0.542	14:24:24.233
5 -	31.570	98.9	18.955	120.0	26.269	82.4	24.267	116.5	1:41.061	86.67	0.602	14:26:05.294
6 -	31.413	99.5	18.772	120.2	26.300	82.6	24.345	116.1	1:40.830	86.87	0.371	14:27:46.124
7 -	31.345	99.7	18.737	120.0	26.248	82.0	24.198	116.3	1:40.528 (2)	87.13	0.069	14:29:26.652
8 -	31.428	99.4	18.707	119.8	26.328	83.2	24.290	115.3	1:40.753	86.94	0.294	14:31:07.405
9 -	31.463	98.1	19.039	118.1	26.370	83.0	24.287	115.1	1:41.159	86.59	0.700	14:32:48.564
10 -	31.458	97.6	18.743	119.8	26.117	84.2	24.141	115.1	1:40.459 (1)	87.19		14:34:29.023
11 -	31.352	99.2	18.714	119.6	26.415	83.8	24.316	115.7	1:40.797	86.90	0.338	14:36:09.820
12 -	31.322	98.6	18.734	119.6	26.232	84.0	24.256	115.9	1:40.544 (3)	87.12	0.085	14:37:50.364

P22	11	Stephen CAMPBELL		Honda - Campbell Racing								
IDEAL LAP TIME : 1:39.831			BEST LAP TIME : 1:39.981			DIFFERENCE : 0.150						
LAP	SECTOR 1	SECTOR 2	SECTOR 3	SECTOR 4	LAP TIME	MPH	DIFF	TIME OF DAY				
1 -	97.3	18.990	120.4	26.907	76.4	24.609	117.7	1:50.842	79.02	10.861	14:19:22.141	
2 -	32.178	100.0	18.611	120.4	26.819	77.3	24.380	115.1	1:41.988	85.89	2.007	14:21:04.129
3 -	32.066	99.5	18.628	118.9	26.627	79.3	24.293	114.7	1:41.614	86.20	1.633	14:22:45.743
4 -	31.982	101.0	18.535	118.5	26.567	81.7	24.013	114.3	1:41.097	86.64	1.116	14:24:26.840
5 -	31.875	99.1	18.519	119.4	26.416	80.1	24.115	114.7	1:40.925	86.79	0.944	14:26:07.765
6 -	31.757	100.1	18.471	119.1	26.339	80.4	24.008	114.9	1:40.575	87.09	0.594	14:27:48.340
7 -	31.506	100.1	18.514	118.1	26.413	81.2	24.194	114.5	1:40.627	87.05	0.646	14:29:28.967
8 -	31.763	98.9	18.416	119.4	26.555	82.6	24.211	114.1	1:40.945	86.77	0.964	14:31:09.912
9 -	31.507	99.2	18.404	119.1	26.449	84.6	23.985	114.3	1:40.345	87.29	0.364	14:32:50.257
10 -	31.317	99.7	18.492	119.1	26.338	83.7	23.834	114.3	1:39.981 (1)	87.61		14:34:30.238
11 -	31.482	99.5	18.355	118.7	26.365	82.2	23.871	115.5	1:40.073 (2)	87.53	0.092	14:36:10.311
12 -	31.304	99.7	18.361	116.9	26.353	82.8	24.124	117.9	1:40.142 (3)	87.47	0.161	14:37:50.453

P23	4	Louis VALLELEY		KTM - CM Racing								
IDEAL LAP TIME : 1:40.098			BEST LAP TIME : 1:40.584			DIFFERENCE : 0.486						
LAP	SECTOR 1	SECTOR 2	SECTOR 3	SECTOR 4	LAP TIME	MPH	DIFF	TIME OF DAY				
1 -	95.8	18.977	120.2	27.205	77.4	24.420	118.1	1:51.718	78.41	11.134	14:19:23.017	
2 -	31.711	94.6	18.703	120.0	26.647	78.2	24.350	116.1	1:41.411	86.37	0.827	14:21:04.428
3 -	32.292	97.3	18.591	119.1	26.377	82.6	24.239	114.7	1:41.499	86.30	0.915	14:22:45.927
4 -	31.768	97.8	19.734	119.4	26.406	81.5	24.102	115.1	1:42.010	85.87	1.426	14:24:27.937
5 -	31.534	97.6	18.612	117.1	26.493	81.6	24.119	115.5	1:40.758 (3)	86.93	0.174	14:26:08.695

Weather / Track : Cloudy / Dry

Brands Hatch GP
Circuit Length = 2.4332 miles
Start: 14:17 Flag 14:36 End: 14:38

MCRCB BULLETIN TK249

2015 MCE British Superbike Championship - Round 12

2015 HEL British Motostar Championship

RACE 11 - SECTOR ANALYSIS

SECTOR 1 = FL to I1, SECTOR 2 = I1 to I2 SECTOR 3 = I2 to I3, SECTOR 4 = I3 to FL, DIFF = Difference To Personal Best Lap

6 -	31.874	97.1	18.567	119.6	26.174	83.2	23.969	115.5	1:40.584 (1)	87.08		14:27:49.279
7 -	31.768	98.1	18.497	119.1	26.190	83.9	24.189	114.5	1:40.644 (2)	87.03	0.060	14:29:29.923
8 -	31.635	98.6	18.421	120.4	26.861	79.2	24.047	116.7	1:40.964	86.76	0.380	14:31:10.887
9 -	31.581	97.2	18.600	118.1	26.582	85.3	24.296	112.9	1:41.059	86.68	0.475	14:32:51.946
10 -	31.830	96.8	18.694	117.3	26.366	85.4	24.271	112.5	1:41.161	86.59	0.577	14:34:33.107
11 -	31.621	97.5	18.715	116.9	26.630	84.7	24.273	112.9	1:41.239	86.52	0.655	14:36:14.346
12 -	32.000	96.6	18.790	116.5	26.413	88.0	24.216	113.1	1:41.419	86.37	0.835	14:37:55.765

P24	3	Mark CLAYTON				Honda - SP125 / Refined Recruitment						
IDEAL LAP TIME : 1:40.622		BEST LAP TIME : 1:40.716				DIFFERENCE : 0.094						
LAP	SECTOR 1	SECTOR 2	SECTOR 3	SECTOR 4	LAP TIME	MPH	DIFF	TIME OF DAY				
1 -	98.6	19.129	119.6	27.298	80.6	24.454	117.5	1:51.602	78.49	10.886	14:19:22.901	
2 -	32.025	96.1	18.707	120.9	26.964	81.5	24.530	116.5	1:42.226	85.69	1.510	14:21:05.127
3 -	32.491	96.6	18.461	120.2	27.191	83.7	24.369	117.9	1:42.512	85.45	1.796	14:22:47.639
4 -	32.000	100.1	18.474	122.4	26.893	79.6	24.303	118.1	1:41.670	86.15	0.954	14:24:29.309
5 -	31.676	99.4	18.435	120.6	26.785	85.1	24.426	116.5	1:41.322 (3)	86.45	0.606	14:26:10.631
6 -	31.797	99.8	18.599	120.4	26.878	84.3	24.404	116.3	1:41.678	86.15	0.962	14:27:52.309
7 -	31.921	99.7	18.463	119.6	27.134	84.9	24.448	115.9	1:41.966	85.90	1.250	14:29:34.275
8 -	31.818	100.1	18.501	120.0	26.993	86.3	24.343	115.9	1:41.655	86.17	0.939	14:31:15.930
9 -	31.930	99.1	18.687	119.6	27.060	85.9	24.510	116.1	1:42.187	85.72	1.471	14:32:58.117
10 -	31.906	99.8	18.329	122.0	27.102	86.5	24.293	116.9	1:41.630	86.19	0.914	14:34:39.747
11 -	31.548	99.5	18.324	120.6	26.979	86.1	24.196	117.1	1:41.047 (2)	86.69	0.331	14:36:20.794
12 -	31.393	100.7	18.248	119.1	26.875	87.9	24.200	116.9	1:40.716 (1)	86.97		14:38:01.510

P25	87	Jamie EDWARDS				Nykos - Kinpac Racing						
IDEAL LAP TIME : 1:40.508		BEST LAP TIME : 1:40.853				DIFFERENCE : 0.345						
LAP	SECTOR 1	SECTOR 2	SECTOR 3	SECTOR 4	LAP TIME	MPH	DIFF	TIME OF DAY				
1 -	97.6	18.989	120.4	27.239	84.4	24.311	118.3	1:52.182	78.08	11.329	14:19:23.481	
2 -	31.968	98.8	18.711	119.8	27.328	83.2	24.132	117.5	1:42.139	85.76	1.286	14:21:05.620
3 -	31.712	98.9	18.662	119.4	26.812	87.6	24.655	116.1	1:41.841	86.01	0.988	14:22:47.461
4 -	31.798	99.4	18.674	119.1	26.936	81.8	24.181	116.5	1:41.589	86.22	0.736	14:24:29.050
5 -	32.209	99.4	18.633	117.9	26.786	86.3	24.019	116.5	1:41.647	86.17	0.794	14:26:10.697
6 -	31.991	98.6	18.504	120.0	26.834	83.6	24.414	114.5	1:41.743	86.09	0.890	14:27:52.440
7 -	32.334	98.6	18.715	117.3	26.862	83.6	24.202	117.1	1:42.113	85.78	1.260	14:29:34.553
8 -	32.006	97.3	18.606	118.7	26.773	81.5	24.339	115.5	1:41.724	86.11	0.871	14:31:16.277
9 -	31.798	99.4	19.100	118.1	26.459	89.4	24.541	116.7	1:41.898	85.96	1.045	14:32:58.175
10 -	31.591	98.8	18.573	118.5	26.761	87.3	24.362	112.9	1:41.287 (3)	86.48	0.434	14:34:39.462
11 -	31.674	97.9	18.519	117.3	26.622	87.8	24.038	113.9	1:40.853 (1)	86.85		14:36:20.315
12 -	31.526	98.1	18.623	116.1	27.070	85.5	24.054	117.9	1:41.273 (2)	86.49	0.420	14:38:01.588

P26	34	Liam DELVES				Honda - Crucials Sauce / Banks Racing						
IDEAL LAP TIME : 1:40.718		BEST LAP TIME : 1:40.964				DIFFERENCE : 0.246						
LAP	SECTOR 1	SECTOR 2	SECTOR 3	SECTOR 4	LAP TIME	MPH	DIFF	TIME OF DAY				
1 -	93.9	19.217	121.7	26.984	77.3	24.488	118.5	1:53.057	77.48	12.093	14:19:24.356	
2 -	32.150	96.1	18.887	119.6	26.741	80.0	24.360	116.5	1:42.138	85.76	1.174	14:21:06.494
3 -	31.956	96.0	18.849	119.4	26.672	80.1	24.328	116.9	1:41.805	86.04	0.841	14:22:48.299
4 -	32.088	95.8	18.800	120.0	26.492	82.1	24.137	117.3	1:41.517	86.28	0.553	14:24:29.816
5 -	32.011	98.1	18.667	120.0	26.463	83.4	24.072	117.5	1:41.213 (2)	86.54	0.249	14:26:11.029
6 -	31.977	96.4	18.787	119.8	26.557	81.2	24.151	117.9	1:41.472	86.32	0.508	14:27:52.501
7 -	32.135	98.2	18.859	117.9	26.676	82.6	24.211	117.7	1:41.881	85.98	0.917	14:29:34.382
8 -	32.048	97.9	18.638	118.3	26.679	81.6	24.611	114.9	1:41.976	85.90	1.012	14:31:16.358
9 -	32.149	97.8	18.789	120.2	26.669	82.4	24.301	117.3	1:41.908	85.95	0.944	14:32:58.266
10 -	32.077	98.9	18.552	120.2	26.757	80.7	24.334	116.3	1:41.720	86.11	0.756	14:34:39.986
11 -	31.631	97.6	18.594	119.6	26.606	82.9	24.133	117.1	1:40.964 (1)	86.76		14:36:20.950
12 -	31.689	98.1	18.571	119.1	26.575	81.0	24.386	113.3	1:41.221 (3)	86.54	0.257	14:38:02.171

P27	57	Roman RAJEK				Honda - Moto UK Racing						
IDEAL LAP TIME : 1:41.161		BEST LAP TIME : 1:41.638				DIFFERENCE : 0.477						
LAP	SECTOR 1	SECTOR 2	SECTOR 3	SECTOR 4	LAP TIME	MPH	DIFF	TIME OF DAY				
1 -	93.5	18.975	122.4	27.895	79.7	24.925	119.1	1:54.458	76.53	12.820	14:19:25.757	

Weather / Track : Cloudy / Dry

Brands Hatch GP
Circuit Length = 2.4332 miles
Start: 14:17 Flag 14:36 End: 14:38

MCRCB BULLETIN TK249

2015 MCE British Superbike Championship - Round 12

2015 HEL British Motostar Championship

RACE 11 - SECTOR ANALYSIS

SECTOR 1 = FL to I1, SECTOR 2 = I1 to I2 SECTOR 3 = I2 to I3, SECTOR 4 = I3 to FL, DIFF = Difference To Personal Best Lap

2 -	32.246	96.6	18.697	122.6	27.343	78.1	24.322	118.3	1:42.608	85.37	0.970	14:21:08.365
3 -	32.086	97.1	18.443	123.1	27.485	79.8	24.396	117.7	1:42.410	85.53	0.772	14:22:50.775
4 -	32.411	97.6	18.673	122.9	27.480	79.9	24.271	118.3	1:42.835	85.18	1.197	14:24:33.610
5 -	32.122	96.2	18.657	122.0	27.363	78.8	24.251	117.5	1:42.393	85.55	0.755	14:26:16.003
6 -	32.056	97.1	18.498	122.4	27.357	79.7	24.316	117.5	1:42.227	85.69	0.589	14:27:58.230
7 -	31.678	96.5	19.095	120.6	27.395	81.3	24.157	117.7	1:42.325	85.60	0.687	14:29:40.555
8 -	31.742	95.5	18.611	120.6	27.291	78.8	24.086	118.1	1:41.730 (2)	86.10	0.092	14:31:22.285
9 -	31.893	97.8	18.572	122.0	27.273	76.6	24.329	118.3	1:42.067	85.82	0.429	14:33:04.352
10 -	31.945	97.2	18.481	121.5	27.166	80.8	24.153	117.5	1:41.745 (3)	86.09	0.107	14:34:46.097
11 -	31.868	96.0	18.922	120.4	27.051	81.8	24.152	118.1	1:41.993	85.88	0.355	14:36:28.090
12 -	31.581	98.6	18.478	121.1	27.375	79.2	24.204	117.9	1:41.638 (1)	86.18		14:38:09.728

P28	18	Clint CLARKE					Honda - Mark Torrance Electrical / Kabuto Helmets					
IDEAL LAP TIME : 1:42.197			BEST LAP TIME : 1:42.335			DIFFERENCE : 0.138						
LAP	SECTOR 1	SECTOR 2	SECTOR 3	SECTOR 4	LAP TIME	MPH	DIFF	TIME OF DAY				
1 -	93.4	19.168	116.1	27.394	75.5	24.648	112.9	1:52.984	77.53	10.649	14:19:24.283	
2 -	32.603	96.9	18.720	116.5	26.975	76.6	24.544	113.3	1:42.842	85.17	0.507	14:21:07.125
3 -	32.248	97.5	18.908	114.7	27.163	78.6	24.565	111.6	1:42.884	85.14	0.549	14:22:50.009
4 -	32.492	94.9	18.870	114.5	27.316	75.3	24.826	110.9	1:43.504	84.63	1.169	14:24:33.513
5 -	32.792	95.4	18.985	114.1	27.287	76.0	24.639	110.9	1:43.703	84.47	1.368	14:26:17.216
6 -	32.386	96.6	18.763	114.5	27.000	77.4	24.692	110.7	1:42.841 (3)	85.17	0.506	14:28:00.057
7 -	31.988	97.2	18.807	113.9	26.997	78.3	24.543	110.0	1:42.335 (1)	85.59		14:29:42.392
8 -	32.186	96.5	18.807	113.7	27.034	79.7	24.789	110.3	1:42.816 (2)	85.19	0.481	14:31:25.208
9 -	32.475	95.7	19.017	113.5	26.959	78.5	24.769	111.4	1:43.220	84.86	0.885	14:33:08.428
10 -	32.347	96.0	18.957	113.5	26.946	77.6	24.635	109.8	1:42.885	85.14	0.550	14:34:51.313
11 -	32.246	96.4	18.933	112.5	27.038	78.2	24.676	110.1	1:42.893	85.13	0.558	14:36:34.206
12 -	32.300	96.4	18.905	112.4	27.179	78.4	24.738	111.1	1:43.122	84.94	0.787	14:38:17.328

P29	7	Jamie ASHBY					Honda - SP125 / JPA Racing					
IDEAL LAP TIME : 1:42.320			BEST LAP TIME : 1:42.620			DIFFERENCE : 0.300						
LAP	SECTOR 1	SECTOR 2	SECTOR 3	SECTOR 4	LAP TIME	MPH	DIFF	TIME OF DAY				
1 -	91.9	19.456	120.0	27.590	74.8	24.831	116.5	1:53.891	76.91	11.271	14:19:25.190	
2 -	33.017	95.0	19.060	120.0	27.469	75.4	24.831	115.5	1:44.377	83.92	1.757	14:21:09.567
3 -	32.779	95.8	18.936	119.1	27.222	78.6	24.723	115.1	1:43.660	84.50	1.040	14:22:53.227
4 -	32.851	96.1	18.912	118.5	27.293	79.4	24.711	114.5	1:43.767	84.41	1.147	14:24:36.994
5 -	32.781	96.1	19.017	117.1	27.135	80.2	24.676	114.7	1:43.609	84.54	0.989	14:26:20.603
6 -	32.391	95.0	18.913	118.1	27.057	79.9	24.833	113.5	1:43.194	84.88	0.574	14:28:03.797
7 -	32.359	97.1	18.942	117.1	26.986	80.2	24.655	114.3	1:42.942 (3)	85.09	0.322	14:29:46.739
8 -	32.559	96.0	18.967	117.5	27.116	80.7	24.623	113.9	1:43.265	84.82	0.645	14:31:30.004
9 -	32.563	96.2	18.940	117.5	27.135	79.3	24.782	113.5	1:43.420	84.70	0.800	14:33:13.424
10 -	32.429	97.3	18.807	117.7	26.913	81.6	24.505	114.3	1:42.654 (2)	85.33	0.034	14:34:56.078
11 -	32.109	97.1	18.793	117.5	26.935	78.8	24.783	115.1	1:42.620 (1)	85.36		14:36:38.698

P30	9	David WALES					Honda - TAD Racing					
IDEAL LAP TIME : 1:47.065			BEST LAP TIME : 1:47.503			DIFFERENCE : 0.438						
LAP	SECTOR 1	SECTOR 2	SECTOR 3	SECTOR 4	LAP TIME	MPH	DIFF	TIME OF DAY				
1 -	89.4	19.798	113.3	28.828	75.8	25.405	109.8	1:59.328	73.40	11.825	14:19:30.627	
2 -	33.909	86.1	19.735	113.7	28.662	76.3	25.747	109.6	1:48.053	81.06	0.550	14:21:18.680
3 -	33.801	89.8	19.513	113.5	28.725	73.7	25.752	109.2	1:47.791	81.26	0.288	14:23:06.471
4 -	34.048	87.2	20.509	111.4	28.605	75.9	25.722	109.8	1:48.884	80.45	1.381	14:24:55.355
5 -	34.081	91.1	19.599	112.9	28.829	74.4	25.728	109.1	1:48.237	80.93	0.734	14:26:43.592
6 -	34.112	89.8	19.620	112.5	28.432	76.4	25.661	109.4	1:47.825	81.24	0.322	14:28:31.417
7 -	33.762	87.9	19.610	112.4	28.385	73.6	25.907	108.9	1:47.664 (3)	81.36	0.161	14:30:19.081
8 -	33.774	91.0	19.678	113.5	28.960	73.1	25.852	109.8	1:48.264	80.91	0.761	14:32:07.345
9 -	33.815	89.8	19.589	114.1	28.473	76.2	25.639	108.9	1:47.516 (2)	81.47	0.013	14:33:54.861
10 -	33.925	87.7	19.704	112.7	28.547	76.6	25.825	108.7	1:48.001	81.10	0.498	14:35:42.862
11 -	33.852	86.3	19.613	114.5	28.628	77.0	25.410	109.6	1:47.503 (1)	81.48		14:37:30.365

Weather / Track : Cloudy / Dry

Brands Hatch GP
Circuit Length = 2.4332 miles
Start: 14:17 Flag 14:36 End: 14:38

MCRCB BULLETIN TK249

2015 MCE British Superbike Championship - Round 12

2015 HEL British Motostar Championship

RACE 11 - SECTOR ANALYSIS

SECTOR 1 = FL to I1, SECTOR 2 = I1 to I2 SECTOR 3 = I2 to I3, SECTOR 4 = I3 to FL, DIFF = Difference To Personal Best Lap

P31		1 M3		Edward RENDELL				Ten Kate Honda - Banks Racing					
IDEAL LAP TIME : 1:34.224		BEST LAP TIME : 1:34.484				DIFFERENCE : 0.260							
LAP	SECTOR 1	SECTOR 2	SECTOR 3	SECTOR 4	LAP TIME	MPH	DIFF	TIME OF DAY					
1 -		103.0	17.717	126.3	24.871	93.5	23.615	120.0	1:42.095	85.80	7.611	14:19:13.394	
2 -	29.808	103.0	17.639	124.2	24.934	92.6	22.879	120.6	1:35.260	91.95	0.776	14:20:48.654	
3 -	29.810	103.4	17.567	124.5	24.772	92.1	22.866	120.9	1:35.015	92.19	0.531	14:22:23.669	
4 -	29.619	104.3	17.540	124.7	24.793	92.6	22.995	121.7	1:34.947	92.26	0.463	14:23:58.616	
5 -	29.826	104.6	17.467	125.6	24.684	93.0	22.741	123.3	1:34.718	(3)	92.48	0.234	14:25:33.334
6 -	29.857	103.2	17.745	123.5	24.932	95.0	22.976	118.7	1:35.510	91.71	1.026	14:27:08.844	
7 -	29.907	104.2	17.536	124.7	24.651	93.4	22.772	120.6	1:34.866	92.33	0.382	14:28:43.710	
8 -	29.842	103.2	17.475	124.9	24.657	93.8	22.843	120.4	1:34.817	92.38	0.333	14:30:18.527	
9 -	29.598	104.0	17.526	125.4	24.586	93.9	22.774	122.9	1:34.484	(1)	92.71	14:31:53.011	
10 -	29.762	104.6	17.488	125.2	24.584	93.4	22.713	122.4	1:34.547	(2)	92.65	0.063	14:33:27.558
11 -	29.823	104.3	17.520	124.9	24.596	93.0	22.861	121.7	1:34.800	92.40	0.316	14:35:02.358	

P32		47 M3		Jake ARCHER				Honda - RS Racing					
IDEAL LAP TIME : 1:35.275		BEST LAP TIME : 1:35.604				DIFFERENCE : 0.329							
LAP	SECTOR 1	SECTOR 2	SECTOR 3	SECTOR 4	LAP TIME	MPH	DIFF	TIME OF DAY					
1 -		101.5	17.798	129.5	25.489	85.7	23.120	125.9	1:42.545	85.42	6.941	14:19:13.844	
2 -	30.614	103.0	17.683	128.8	25.330	88.4	23.156	124.2	1:36.783	90.51	1.179	14:20:50.627	
3 -	30.278	104.6	17.404	131.0	25.287	88.5	22.970	125.4	1:35.939	91.30	0.335	14:22:26.566	
4 -	30.274	104.0	17.514	129.5	25.351	87.0	22.958	124.7	1:36.097	91.15	0.493	14:24:02.663	
5 -	30.223	105.6	17.512	129.0	25.291	89.4	22.982	125.2	1:36.008	91.24	0.404	14:25:38.671	
6 -	30.296	105.0	17.308	130.8	25.110	89.9	22.936	124.0	1:35.650	(2)	91.58	0.046	14:27:14.321
7 -	30.084	106.0	17.651	128.3	25.211	89.2	22.988	124.0	1:35.934	91.31	0.330	14:28:50.255	
8 -	30.201	104.8	17.558	128.5	25.248	90.1	22.914	124.7	1:35.921	(3)	91.32	0.317	14:30:26.176
9 -	30.271	105.3	17.398	130.5	25.630	87.4	22.785	124.7	1:36.084	91.16	0.480	14:32:02.260	
10 -	30.289	107.2	17.312	128.3	25.098	89.8	22.905	123.5	1:35.604	(1)	91.62	14:33:37.864	
11 -	30.367	104.0	17.532	126.3	25.411	87.0	22.986	120.0	1:36.296	90.96	0.692	14:35:14.160	

P33		24		Tasia RODINK				Honda - Promemo Racing					
IDEAL LAP TIME : 1:40.182		BEST LAP TIME : 1:40.284				DIFFERENCE : 0.102							
LAP	SECTOR 1	SECTOR 2	SECTOR 3	SECTOR 4	LAP TIME	MPH	DIFF	TIME OF DAY					
1 -		96.6	18.800	121.7	27.086	80.5	24.068	118.7	1:50.916	78.97	10.632	14:19:22.215	
2 -	32.305	96.9	18.528	120.4	26.874	79.7	24.265	117.7	1:41.972	85.90	1.688	14:21:04.187	
3 -	32.621	93.2	18.577	120.9	26.651	79.3	24.036	117.1	1:41.885	85.97	1.601	14:22:46.072	
4 -	32.198	98.1	18.869	119.4	26.473	78.6	24.045	116.9	1:41.585	86.23	1.301	14:24:27.657	
5 -	31.901	97.2	18.455	119.1	26.401	82.1	24.076	117.1	1:40.833	(3)	86.87	0.549	14:26:08.490
6 -	31.834	98.6	18.465	120.0	26.343	82.3	23.904	117.1	1:40.546	(2)	87.12	0.262	14:27:49.036
7 -	31.714	99.1	18.437	120.0	26.135	83.2	23.998	117.3	1:40.284	(1)	87.35	14:29:29.320	
8 -	32.018	98.8	18.467	119.1	26.917	81.6	24.053	116.5	1:41.455	86.34	1.171	14:31:10.775	
9 -	32.013	98.1	18.429	118.9	26.934	81.3	24.601	111.8	1:41.977	85.90	1.693	14:32:52.752	

P34		71 M3		Christoph BEINLICH				Honda - Beinlich Racing Team					
IDEAL LAP TIME : 1:38.264		BEST LAP TIME : 1:38.639				DIFFERENCE : 0.375							
LAP	SECTOR 1	SECTOR 2	SECTOR 3	SECTOR 4	LAP TIME	MPH	DIFF	TIME OF DAY					
1 -		100.4	18.543	124.9	26.802	79.9	23.826	121.1	1:48.133	81.00	9.494	14:19:19.432	
2 -	31.409	102.6	17.841	127.0	26.304	84.4	23.612	120.2	1:39.166	88.33	0.527	14:20:58.598	
3 -	31.142	102.7	17.898	126.6	26.183	88.6	23.432	121.5	1:38.655	(2)	88.79	0.016	14:22:37.253
4 -	30.908	103.0	17.790	126.8	26.259	83.3	23.682	121.5	1:38.639	(1)	88.80	14:24:15.892	
5 -	31.182	104.3	17.917	125.6	26.343	86.0	23.698	121.1	1:39.140	88.35	0.501	14:25:55.032	
6 -	31.025	102.9	18.018	124.9	26.395	87.6	23.839	120.2	1:39.277	88.23	0.638	14:27:34.309	
7 -	31.050	104.0	17.977	125.9	26.427	86.4	23.876	116.9	1:39.330	88.18	0.691	14:29:13.639	
8 -	30.859	102.1	17.948	120.4	26.223	89.5	23.666	119.4	1:38.696	(3)	88.75	0.057	14:30:52.335

P35		10 M3		Justin WARING				Honda - Cresswell Racing				
IDEAL LAP TIME : 1:41.196		BEST LAP TIME : 1:41.413				DIFFERENCE : 0.217						
LAP	SECTOR 1	SECTOR 2	SECTOR 3	SECTOR 4	LAP TIME	MPH	DIFF	TIME OF DAY				
1 -		93.5	18.917	120.9	27.376	83.1	24.068	121.7	1:51.788	78.36	10.375	14:19:23.087

Weather / Track : Cloudy / Dry

Brands Hatch GP
Circuit Length = 2.4332 miles
Start: 14:17 Flag 14:36 End: 14:38

MCRCB BULLETIN TK249

2015 MCE British Superbike Championship - Round 12

2015 HEL British Motostar Championship

RACE 11 - SECTOR ANALYSIS

SECTOR 1 = FL to I1, SECTOR 2 = I1 to I2 SECTOR 3 = I2 to I3, SECTOR 4 = I3 to FL, DIFF = Difference To Personal Best Lap													
2 -	32.167	94.1	18.498	119.4	27.521	87.4	23.819	119.1	1:42.005	(2)	85.87	0.592	14:21:05.092
3 -	31.904	93.7	18.454	117.3	27.333	81.8	24.338	118.7	1:42.029	(3)	85.85	0.616	14:22:47.121
4 -	31.590	96.8	18.485	120.0	27.395	81.5	23.943	119.4	1:41.413	(1)	86.37		14:24:28.534

MCRCB BULLETIN TK250**2015 MCE British Superbike Championship - Round 12****2015 HEL British Motostar Championship****RACE 11 - BEST SPEEDS**

POS	INTERMEDIATE 1			INTERMEDIATE 2			INTERMEDIATE 3			FINISH LINE		
	NO	NAME	MPH	NO	NAME	MPH	NO	NAME	MPH	NO	NAME	MPH
1	95	DEROUE	107.8	47	ARCHER	131.0	1	RENDELL	96.6	6	TAYLOR	128.5
2	6	TAYLOR	107.3	6	TAYLOR	130.8	95	DEROUE	93.0	47	ARCHER	125.9
3	47	ARCHER	107.2	70	LONGSHAW	130.0	26	SAEZ	92.6	52	BOERBOOM	125.2
4	26	SAEZ	105.3	27	POLDEN	129.8	52	BOERBOOM	92.1	62	VAN DER VALK	125.2
5	52	BOERBOOM	105.3	79	TAYLOR	129.5	6	TAYLOR	92.1	27	POLDEN	124.9
6	62	VAN DER VALK	105.1	52	BOERBOOM	129.0	28	RAY	91.9	70	LONGSHAW	124.9
7	70	LONGSHAW	105.1	95	DEROUE	128.8	86	NESBITT	91.0	95	DEROUE	124.7
8	86	NESBITT	105.0	26	SAEZ	128.3	13	BURMAN	90.4	79	TAYLOR	124.0
9	1	RENDELL	104.6	86	NESBITT	128.3	35	LODGE	90.4	86	NESBITT	123.8
10	28	RAY	104.6	44	BEST	128.0	47	ARCHER	90.1	35	LODGE	123.5
11	42	SLOOTEN	104.3	62	VAN DER VALK	128.0	42	SLOOTEN	90.0	1	RENDELL	123.3
12	71	BEINLICH	104.3	28	RAY	127.5	70	LONGSHAW	89.8	26	SAEZ	123.1
13	35	LODGE	103.8	2	THOMAS	127.0	71	BEINLICH	89.5	28	RAY	123.1
14	98	DE VRIES	103.4	71	BEINLICH	127.0	17	JONKER	89.4	98	DE VRIES	122.4
15	27	POLDEN	103.2	35	LODGE	126.8	87	EDWARDS	89.4	13	BURMAN	122.2
16	79	TAYLOR	103.2	42	SLOOTEN	126.8	62	VAN DER VALK	88.7	42	SLOOTEN	122.2
17	44	BEST	103.0	98	DE VRIES	126.6	21	KERR	88.5	2	THOMAS	121.7
18	13	BURMAN	102.6	1	RENDELL	126.3	4	VALLELEY	88.0	10	WARING	121.7
19	8	TOMS	102.4	13	BURMAN	126.1	79	TAYLOR	88.0	44	BEST	121.7
20	65	OWENS	102.4	21	KERR	126.1	3	CLAYTON	87.9	17	JONKER	121.5
21	21	KERR	102.2	8	TOMS	125.2	2	THOMAS	87.7	71	BEINLICH	121.5
22	2	THOMAS	102.1	65	OWENS	124.7	10	WARING	87.4	65	OWENS	121.3
23	17	JONKER	101.6	16	SAWFORD	124.5	8	TOMS	87.0	21	KERR	120.9
24	11	CAMPBELL	101.0	57	RAJEK	123.1	44	BEST	86.5	8	TOMS	120.6
25	3	CLAYTON	100.7	17	JONKER	122.9	98	DE VRIES	86.2	16	SAWFORD	119.6
26	16	SAWFORD	99.7	3	CLAYTON	122.4	65	OWENS	85.2	57	RAJEK	119.1
27	87	EDWARDS	99.4	24	RODINK	121.7	27	POLDEN	84.8	24	RODINK	118.7
28	24	RODINK	99.1	34	DELVES	121.7	11	CAMPBELL	84.6	34	DELVES	118.5
29	34	DELVES	98.9	10	WARING	120.9	16	SAWFORD	84.2	87	EDWARDS	118.3
30	4	VALLELEY	98.6	4	VALLELEY	120.4	34	DELVES	83.4	3	CLAYTON	118.1
31	57	RAJEK	98.6	11	CAMPBELL	120.4	24	RODINK	83.2	4	VALLELEY	118.1
32	18	CLARKE	97.5	87	EDWARDS	120.4	57	RAJEK	81.8	11	CAMPBELL	117.9
33	7	ASHBY	97.3	7	ASHBY	120.0	7	ASHBY	81.6	7	ASHBY	116.5
34	10	WARING	96.8	18	CLARKE	116.5	18	CLARKE	79.7	18	CLARKE	113.3
35	9	WALES	91.1	9	WALES	114.5	9	WALES	77.0	9	WALES	109.8
36	25	BROUWERS	87.0									

Weather / Track : Cloudy / Dry

Results can be found at www.tsl-timing.com

Brands Hatch GP

Circuit Length = 2.4332 miles

Start: 14:17 Flag 14:36 End: 14:38

Printed - 14:42 Sunday, 18 October 2015

MCRCB BULLETIN TK251

2015 MCE British Superbike Championship - Round 12

2015 HEL British Motostar Championship

RACE 11 - BEST SECTORS

SECTOR 1				SECTOR 2				SECTOR 3				SECTOR 4				IDEAL / BEST COMPARISON			
POS	NO	NAME	TIME	NO	NAME	TIME	NO	NAME	TIME	NO	NAME	TIME	POS	NO	NAME	IDEAL	BEST	DIFF	
																<div style="border: 1px solid black; padding: 2px; display: inline-block;"> PERFECT LAP 1:33.497 </div>			
1	95	DEROUE	29.562	6	TAYLOR	17.174	6	TAYLOR	24.281	6	TAYLOR	22.480	1	6	TAYLOR	1:33.565	1:33.605	0.040	
2	1	RENDELL	29.592	95	DEROUE	17.216	1	RENDELL	24.467	62	VAN DER	22.658	2	1	RENDELL	1:34.224	1:34.484	0.260	
3	6	TAYLOR	29.630	47	ARCHER	17.308	95	DEROUE	24.806	86	NESBITT	22.659	3	95	DEROUE	1:34.306	1:34.537	0.231	
4	26	SAEZ	29.854	62	VAN DER	17.391	26	SAEZ	24.895	1	RENDELL	22.713	4	86	NESBITT	1:35.084	1:35.464	0.380	
5	52	BOERBOO	29.882	86	NESBITT	17.423	62	VAN DER	25.067	95	DEROUE	22.722	5	26	SAEZ	1:35.209	1:35.311	0.102	
6	86	NESBITT	29.917	1	RENDELL	17.452	86	NESBITT	25.085	52	BOERBOO	22.770	6	62	VAN DER VALK	1:35.240	1:35.557	0.317	
7	47	ARCHER	30.084	26	SAEZ	17.456	47	ARCHER	25.098	47	ARCHER	22.785	7	47	ARCHER	1:35.275	1:35.604	0.329	
8	62	VAN DER	30.124	52	BOERBOO	17.485	35	LODGE	25.146	35	LODGE	22.887	8	52	BOERBOOM	1:35.297	1:35.563	0.266	
9	35	LODGE	30.133	42	SLOOTEN	17.511	52	BOERBOO	25.160	28	RAY	22.947	9	35	LODGE	1:35.753	1:35.957	0.204	
10	42	SLOOTEN	30.144	28	RAY	17.512	42	SLOOTEN	25.211	42	SLOOTEN	22.955	10	42	SLOOTEN	1:35.821	1:36.196	0.375	
11	28	RAY	30.193	35	LODGE	17.587	28	RAY	25.219	26	SAEZ	23.004	11	28	RAY	1:35.871	1:36.063	0.192	
12	21	KERR	30.518	70	LONGSHA	17.618	65	OWENS	25.365	98	DE VRIE	23.203	12	65	OWENS	1:37.177	1:37.587	0.410	
13	79	TAYLOR	30.547	79	TAYLOR	17.621	17	JONKER	25.469	27	POLDEN	23.264	13	79	TAYLOR	1:37.245	1:37.422	0.177	
14	27	POLDEN	30.580	27	POLDEN	17.687	21	KERR	25.530	70	LONGSHA	23.272	14	98	DE VRIES	1:37.288	1:37.633	0.345	
15	70	LONGSHA	30.584	98	DE VRIE	17.754	2	THOMAS	25.548	79	TAYLOR	23.289	15	27	POLDEN	1:37.441	1:37.822	0.381	
16	65	OWENS	30.596	2	THOMAS	17.768	98	DE VRIE	25.673	65	OWENS	23.308	16	70	LONGSHAW	1:37.472	1:37.637	0.165	
17	98	DE VRIE	30.658	71	BEINLIC	17.790	79	TAYLOR	25.788	21	KERR	23.410	17	21	KERR	1:37.495	1:37.623	0.128	
18	44	BEST	30.764	44	BEST	17.852	27	POLDEN	25.910	71	BEINLIC	23.432	18	2	THOMAS	1:37.667	1:37.945	0.278	
19	71	BEINLIC	30.859	8	TOMS	17.869	13	BURMAN	25.985	2	THOMAS	23.471	19	44	BEST	1:38.225	1:38.405	0.180	
20	2	THOMAS	30.880	65	OWENS	17.908	70	LONGSHA	25.998	44	BEST	23.529	20	71	BEINLICH	1:38.264	1:38.639	0.375	
21	17	JONKER	30.992	13	BURMAN	18.029	44	BEST	26.080	17	JONKER	23.569	21	17	JONKER	1:38.390	1:38.550	0.160	
22	13	BURMAN	31.076	21	KERR	18.037	16	SAWFORD	26.117	13	BURMAN	23.667	22	13	BURMAN	1:38.757	1:38.861	0.104	
23	11	CAMPBEL	31.304	3	CLAYTON	18.248	24	RODINK	26.135	8	TOMS	23.797	23	8	TOMS	1:39.487	1:39.693	0.206	
24	16	SAWFORD	31.322	11	CAMPBEL	18.355	4	VALLELE	26.174	10	WARING	23.819	24	11	CAMPBELL	1:39.831	1:39.981	0.150	
25	8	TOMS	31.330	17	JONKER	18.360	71	BEINLIC	26.183	11	CAMPBEL	23.834	25	4	VALLELEY	1:40.098	1:40.584	0.486	
26	3	CLAYTON	31.393	4	VALLELE	18.421	11	CAMPBEL	26.338	24	RODINK	23.904	26	16	SAWFORD	1:40.180	1:40.459	0.279	
27	87	EDWARDS	31.526	24	RODINK	18.429	87	EDWARDS	26.459	4	VALLELE	23.969	27	24	RODINK	1:40.182	1:40.284	0.102	
28	4	VALLELE	31.534	57	RAJEK	18.443	34	DELVES	26.463	87	EDWARDS	24.019	28	87	EDWARDS	1:40.508	1:40.853	0.345	
29	57	RAJEK	31.581	10	WARING	18.454	8	TOMS	26.491	16	SAWFORD	24.061	29	3	CLAYTON	1:40.622	1:40.716	0.094	
30	10	WARING	31.590	87	EDWARDS	18.504	3	CLAYTON	26.785	34	DELVES	24.072	30	34	DELVES	1:40.718	1:40.964	0.246	
31	34	DELVES	31.631	34	DELVES	18.552	7	ASHBY	26.913	57	RAJEK	24.086	31	57	RAJEK	1:41.161	1:41.638	0.477	
32	24	RODINK	31.714	16	SAWFORD	18.680	18	CLARKE	26.946	3	CLAYTON	24.196	32	10	WARING	1:41.196	1:41.413	0.217	
33	18	CLARKE	31.988	18	CLARKE	18.720	57	RAJEK	27.051	7	ASHBY	24.505	33	18	CLARKE	1:42.197	1:42.335	0.138	
34	7	ASHBY	32.109	7	ASHBY	18.793	10	WARING	27.333	18	CLARKE	24.543	34	7	ASHBY	1:42.320	1:42.620	0.300	
35	9	WALES	33.762	9	WALES	19.513	9	WALES	28.385	9	WALES	25.405	35	9	WALES	1:47.065	1:47.503	0.438	

Weather / Track : Cloudy / Dry

Brands Hatch GP

Circuit Length = 2.4332 miles

Start: 14:17 Flag 14:36 End: 14:38

Results can be found at www.tsl-timing.com

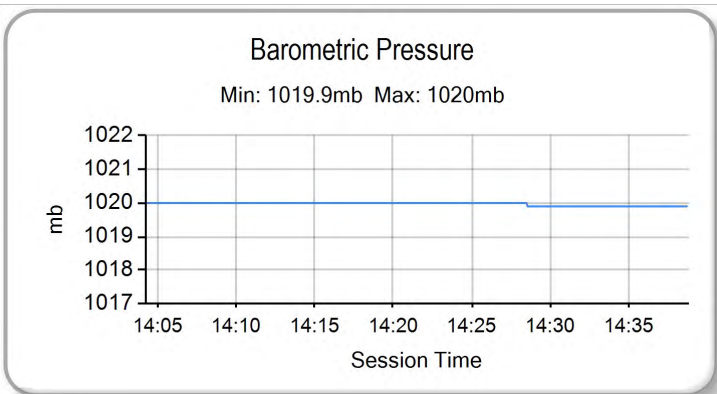
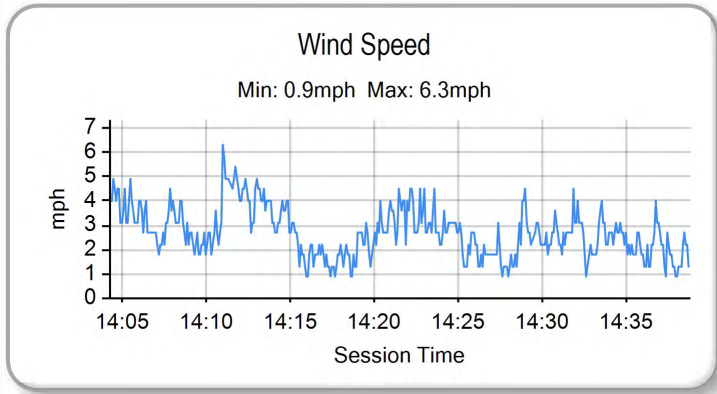
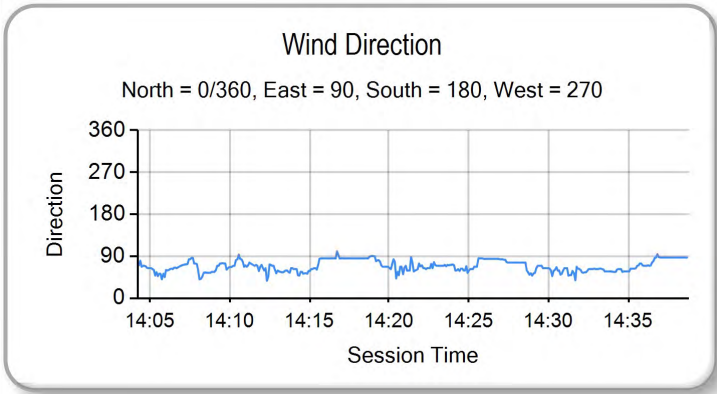
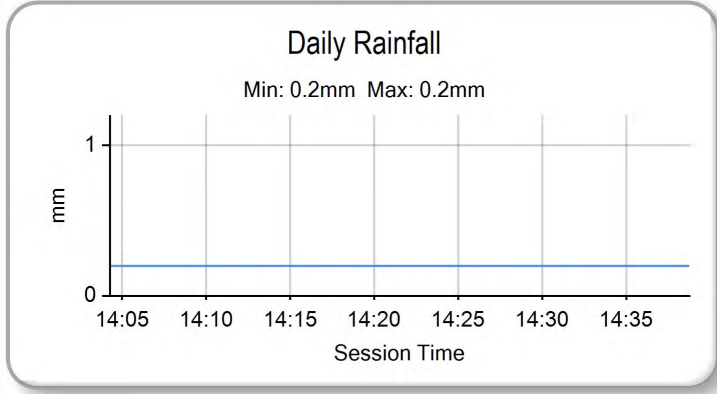
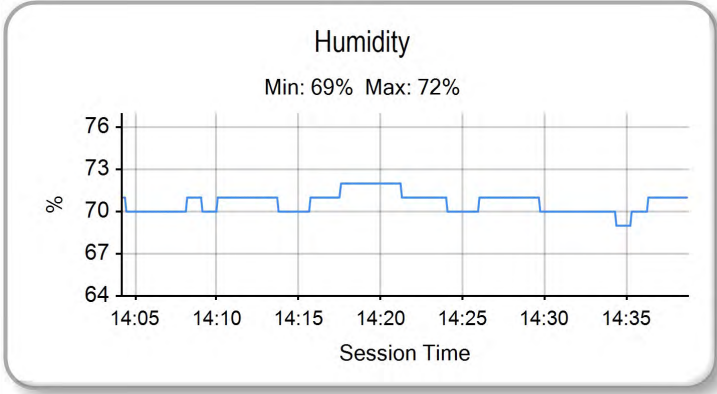
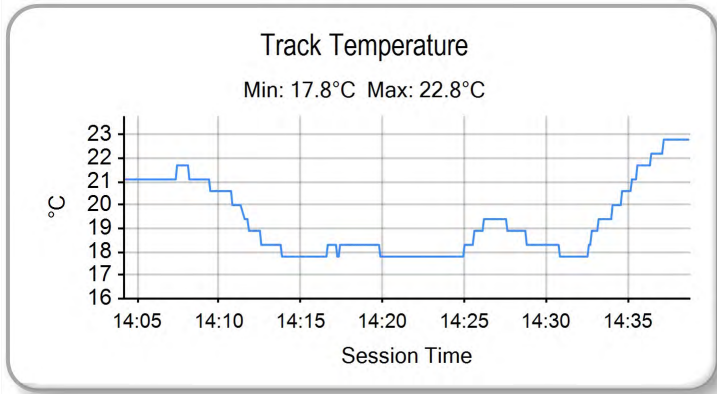
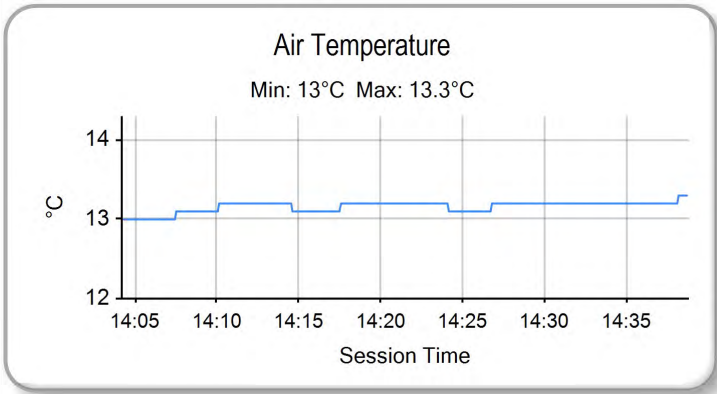
Printed - 14:43 Sunday, 18 October 2015

MCRCB BULLETIN TK252

2015 MCE British Superbike Championship - Round 12

2015 HEL British Motostar Championship

RACE 11 - WEATHER CONDITIONS



Weather / Track : Cloudy / Dry

Results can be found at www.tsl-timing.com

Brands Hatch GP
Circuit Length = 2.4332 miles
Start: 14:17 Flag 14:36 End: 14:38

Printed - 14:43 Sunday, 18 October 2015

MCRCB BULLETIN TK253

2015 HEL Performance British Motostar Championship

MOTO 3 POINTS AFTER FINAL ROUND

	TOTAL	GAP	DIFF	4th-6th April	Donington Park	17th-19th April	Brands Hatch Indy	2nd-4th May Oulton Park	19th-21st June	Snetterton	3rd-5th July	Knockhill	17th-19th July	Brands Hatch GP	31st July-2nd August	Thruxton	21st-23rd August	Cadwell Park	4th-6th Sept Oulton Park	18th-20th September	Assen	2nd-4th October	Silverstone	16th-18th October	Brands Hatch - GP
Scott DEROUÉ	473			25	20 25	13	25 20	20 20	20 20	20 25	20 25	20 25	20 25	20 25	20 25	25	20 25	25 25	25 25	25 25	25 25				
Taz TAYLOR	354	119		20 16	25 20	25		25	25 25	25 20	25 13	25		25					25		20 20				
Edward RENDELL	262	211	92	16 13	16 16	20	16 16	13 16	8 16		11			10	7 20	16 16	16								
Dani SAEZ	228	245	34	11 8 9	8 8	20 8	16 10	13 13	16 16				13	16 11										20 20	
Jorel BOERBOOM	222	251	6	10 10 13	10		13		13	11 11	6 8	11 20	11	10 16	11 13	9 16									
Charlie NESBITT	174	299	48	8 13	7	10 11	11 8	16	13 20	16		16	6											6 13	
Jake ARCHER	162	311	12	3 7 6	11			1 9	11 10	13 13	20 11 13	13 10	11												
Vasco VAN DER VALK	158	315	4	9 4	1 2	1 4 7	8 9	7 7	5 4	10 11	9 8 10	10 11	10 11	10 11											
Elliot LODGE	143	330	15	8 6	5 5	6 9	10 7	6 9	4 3	7 9	5 2 6	9 9	8 10												
Georgina POLDEN	121	352	22	13	8 9	8	2 6	4 8	10 6	5 8	7 1 8	6 6	6												
Mike BROUWERS	119	354	2 3	1	6 3	4	5 10	8 7	8 10	8	9 9	8 7	13												
Alex PERSSON	106	367	13	9 11	16	13 9	9 11	10	9 9																
Brian SLOOTEN	105	368	1 7 7	4 7	3 5 6		3 5	2	6 5	6	5 5	7 8	5 9												
Joe THOMAS	67	406	38	11 9	2 4	2 2 2	6	2 6	3 2	3			3	2 3	1 4										
Christoph BEINLICH	52	421	15	11 10	4	11 10														3				3	
Richard KERR	51	422	1 4				7 5		1 1	3 16	3		3 5	3											
Edmund BEST	49	424	2 2			4	1 3	1	7 5	9 6															
Brad RAY	45	428	4 25 20																						
Tomas DE VRIES	43	430	2 5 1			3 1	3 2	4		4 7															
Joseph THOMPSON	30	443	13	10 5	3	7 5																			
Joel MARKLUND	26	447	4 6	6	5	5 4																			
Ernst DUBBINK	20	453	6																	13 7					
Chris TAYLOR	15	458	5																						7 8
Ryan LONGSHAW	12	461	3																				1	4 7	
TJ TOMS	11	462	1			1		3	2 4																
Sam BURMAN	10	463	1							2	1 2	4													
Dennis KOOPMAN	6	467	4																	4 2					
Walid SOPPE	4	469	2																	4					
Asher DURHAM	3	470	1		3																				
Sven GREVINK	1	472	2																	1					

MCRCB BULLETIN TK254

2015 HEL Performance British Motostar Championship

125GP POINTS AFTER FINAL ROUND

	TOTAL	GAP	DIFF	4th-6th April Donington Park	17th-19th April Brands Hatch Indy	2nd-4th May Oulton Park	19th-21st June Snetterton	3rd-5th July Knockhill	17th-19th July Brands Hatch GP	31st July-2nd August Thruxton	21st-23rd August Cadwell Park	4th-6th Sept Oulton Park	18th-20th September Assen	2nd-4th October Silverstone	16th-18th October Brands Hatch - GP
Josh OWENS	435			10 25	25 25	25	25 25	25 20	25 20	25	20 25	13	20	25 25	16 16
Mark CLAYTON	270	165		16 10	16 13	20	10 20	13 13	13 13	16	13 16	11	20 13	8	8 8
Andrew SAWFORD	255	180	15	25 20	20	16	13 13	20	9 11	20 9	16 20	10 13			9 11
Liam DELVES	249	186	6	11 13	7 8	10	7 9	16 16	7 8	8 20	9 10	16 16	9 16	16 16	11 6
Wesley JONKER	246	189	3	13 16	9 10	11	20 16		8	9 13	10 9	20	16	20 20	13 13
Cameron HORSMAN	228	207	18	6 7	9		11	25	20 25	25	25	25 25	25 25		
Tasia RODINK	183	252	45	8 8	11 7	5	9 8	10 9	10 10	10 11	11 7	8	11	13 10	7
Stephen CAMPBELL	179	256	4	9	8 11	7	6	11 10	11	13 10	13	9	11 10	9 11	10 10
Jamie EDWARDS	176	259	3	4 11	13 16	9	11 10	8 8	9	11 16	11	7		10 9	6 7
Jamie ASHBY	141	294	35	7 6	5 6	6	8 7	9 7	6 7	7 8	8 8	6	9	8 5	5 3
Ryan LONGSHAW	131	304	10	20 9	10 20	13	16		11	16 16					
Louis VALLELEY	63	372	68	5	6	8					6	5	10 8	6	9
Taz TAYLOR	50	385	13												25 25
David WALES	46	389	4				5 5		5 6		5 5			6 4	3 2
Bradley RAY	40	395	6												20 20
Roman RAJEK	29	406	11											11 13	5
Clint CLARKE	22	413	7										7	7	4 4
Adam MOORE	14	421	8	3	5	6									
Edgar MACHADO	13	422	1								7 6				
Steve LAWTON	8	427	5										8		
Sam LLEWELLYN	7	428	1											7	
Alex WOOD	5	430	2											5	
Bryn OWEN	5	430	0	5											