



# BRITISH MOTOSTAR CHAMPIONSHIP

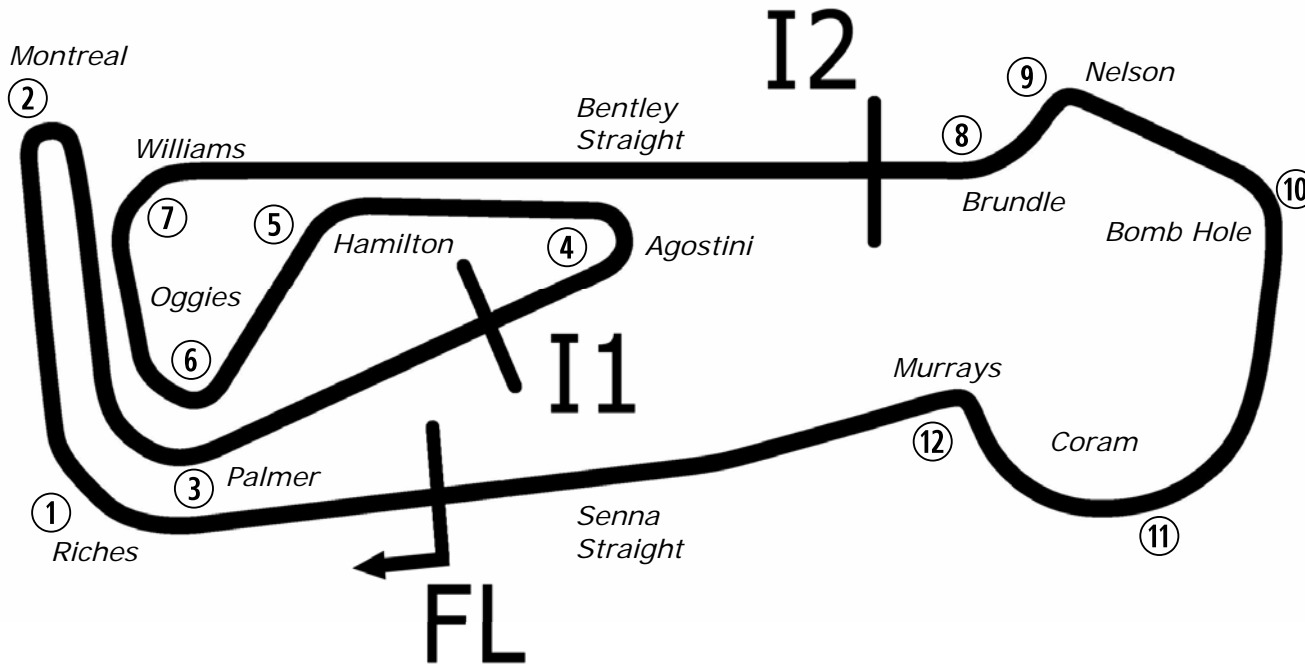
**Round 4  
Snetterton 300**

**19th – 21st June 2015**

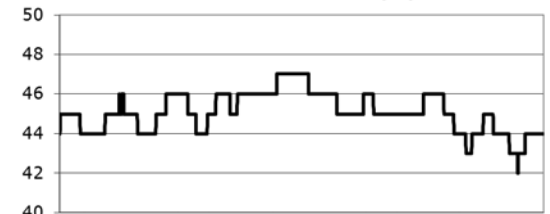


Results Provided by Timing Solutions Ltd  
[www.tsl-timing.com](http://www.tsl-timing.com)

# Snetterton 300



Circuit Altitude (m)



Length	2.9689 miles	4778.0 m	
FL		52.46340 N	0.94476 E
I1	1545m	52.46487 N	0.94466 E
I2	3198m	52.46617 N	0.94964 E
Pit Entry	4572m	52.46364 N	0.94774 E
Pit Exit	40m after FL	52.46338 N	0.94420 E
Pit Entry-Pit Exit	246m, 14.7s @60kph, 11.0s @80kph		

Lap Records		Best Sector Information					
		Sector 1	S1 Trap (mph)	Sector 2	S2 Trap (mph)	Sector 3	F/L Trap (mph)
Superbikes	1:47.882	33.671	142.7	37.785	178.0	35.910	175.6
Supersport	1:51.137	34.812	134.2	39.248	162.0	36.795	158.6
Superstock 1000	1:50.648	34.531	137.2	38.768	169.8	36.805	170.7
Superstock 600	1:53.814	35.643	133.7	40.262	158.6	37.675	151.5
Motostar	2:00.377	37.550	118.1	42.614	133.1	39.506	128.1
F1 Sidecar	1:55.837	36.052	130.8	41.322	153.2	37.969	148.1
Ducati Cup	1:54.902	35.959	131.3	40.502	157.5	38.008	156.0
KTM BJ Cup	To Be Est	N/A	N/A	N/A	N/A	N/A	N/A



POS	NO	CL	PIC NAME	ENTRY	TIME	ON	LAPS	GAP	DIFF	MPH
1	95	M3	1 Scott DEROUE	KTM - Redline KTM	2:02.211	14	14			87.45
2	6	M3	2 Taz TAYLOR	KTM - RS Racing	2:03.283	7	12	1.072	1.072	86.69
3	86	M3	3 Charlie NESBITT	Repli-Cast Moto 3 - Repli-Cast UK	2:03.605	13	14	1.394	0.322	86.46
4	1	M3	4 Edward RENDELL	Ten Kate Honda - Banks Racing	2:03.674	12	13	1.463	0.069	86.42
5	71	M3	5 Christoph BEINLICH	Honda - Beinlich Racing Team	2:03.828	14	14	1.617	0.154	86.31
6	26	M3	6 Dani SAEZ	Repli-Cast Moto 3 - Repli-Cast - Armstrong	2:04.147	11	12	1.936	0.319	86.09
7	35	M3	7 Elliot LODGE	Honda - Essential Team Racing / SP125	2:04.374	12	13	2.163	0.227	85.93
8	77	M3	8 Alex PERSSON	Kalex KTM - PWR / FPW Racing	2:04.933	9	13	2.722	0.559	85.55
9	52	M3	9 Jorel BOERBOOM	Kalex KTM - FPW Racing	2:04.935	8	12	2.724	0.002	85.54
10	47	M3	10 Jake ARCHER	Honda - RS Racing	2:05.005	15	15	2.794	0.070	85.50
11	74	M3	11 Joseph THOMPSON	Repli-Cast Moto 3 - Repli-Cast UK	2:05.105	12	13	2.894	0.100	85.43
12	62	M3	12 Vasco VAN DER VALK	Honda - Team ILR / Vasco62.nl	2:06.394	12	14	4.183	1.289	84.56
13	98	M3	13 Tomas DE VRIES	Honda - DAT Racing	2:06.575	14	14	4.364	0.181	84.44
14	27	M3	14 Georgina POLDEN	KTM - RS Racing	2:06.688	11	13	4.477	0.113	84.36
15	42	M3	15 Brian SLOOTEN	Honda - Bakker Frames Holland	2:07.123	8	12	4.912	0.435	84.07
16	25	M3	16 Mike BROUWERS	Honda - Joma / Brouwersracingteam	2:07.322	13	13	5.111	0.199	83.94
17	65		1 Josh OWENS	Honda - JPL Racing	2:07.541	12	12	5.330	0.219	83.80
18	44	M3	17 Edmund BEST	Honda - SymCirus Motorsport	2:07.572	8	13	5.361	0.031	83.78
19	2	M3	18 Joe THOMAS	Honda - Team ILR	2:08.396	6	11	6.185	0.824	83.24
20	20	M3	19 Joel MARKLUND	Honda - Marklund Solutions	2:08.841	6	6	6.630	0.445	82.95
21	16		2 Andrew SAWFORD	Aprilia - St Neots Motorcycle Co Ltd	2:08.957	10	12	6.746	0.116	82.88
22	87		3 Jamie EDWARDS	Nykos - Kinpac Racing	2:09.435	5	12	7.224	0.478	82.57
23	17		4 Wesley JONKER	Luyten Honda - Racing Family	2:09.831	13	13	7.620	0.396	82.32
24	3		5 Mark CLAYTON	Honda - SP125 / Refined Recruitment	2:10.282	11	12	8.071	0.451	82.03
25	21	M3	20 Richard KERR	Honda - Bob Wylie Racing	2:10.611	11	14	8.400	0.329	81.83
26	8	M3	21 TJ TOMS	Repli-Cast Moto 3 - Repli-Cast - Armstrong	2:10.882	10	13	8.671	0.271	81.66
27	72		6 Cameron HORSMAN	EE125 - FAB-Racing	2:10.930	13	13	8.719	0.048	81.63
28	11		7 Stephen CAMPBELL	Honda - Campbell Racing	2:11.134	13	13	8.923	0.204	81.50
29	19		8 Aaron CLIFFORD	Honda - Cresswell Racing	2:12.405	9	9	10.194	1.271	80.72
30	13	M3	22 Sam BURMAN	Honda - WNT / Burman Racing	2:12.655	11	12	10.444	0.250	80.57
31	24		9 Tasia RODINK	Honda - Promemo Racing	2:12.688	8	8	10.477	0.033	80.55
32	34		10 Liam DELVES	Honda - Crucials Sauce / Banks Racing	2:12.771	11	13	10.560	0.083	80.50
33	7		11 Jamie ASHBY	Honda - SP125 / JPA Racing	2:12.856	11	12	10.645	0.085	80.44
34	97		12 Adam MOORE	KTM - Cresswell Racing	2:13.234	11	11	11.023	0.378	80.22
QUALIFYING LAPTIME (110.0% of 2:02.211) = 2:14.432										
35	9		13 David WALES	Honda - TAD Racing	2:14.847	6	6	12.636	1.613	79.26
36	70		14 Ryan LONGSHAW	Honda - RCD Motorsport	2:16.795	2	3	14.584	1.948	78.13
37	4		15 Louis VALLELEY	KTM - CM Racing			1			

Weather / Track : Bright / Dry

These results are provisional until the conclusion of any judicial and technical matters.

Snetterton 300

Circuit Length = 2.9689 miles

Start: 11:10 Flag 11:40 End: 11:42

Race Director :	Stewards :	Timekeeper :
-----------------	------------	--------------

Results can be found at [www.britishsuperbike.com](http://www.britishsuperbike.com)

Printed - 11:42 Friday, 19 June 2015



# MCRCB BULLETIN TK017

## 2015 MCE British Superbike Championship - Round 4

### 2015 HEL British Motostar Championship

#### FREE PRACTICE - SECTOR ANALYSIS

SECTOR 1 = FL to I1, SECTOR 2 = I1 to I2, SECTOR 3 = I2 to FL, DIFF = Difference To Personal Best Lap

P1		95 M3		Scott DEROUE		KTM - Redline KTM				
IDEAL LAP TIME : 2:01.951		BEST LAP TIME : 2:02.211		DIFFERENCE : 0.260						
LAP	SECTOR 1	SECTOR 2		SECTOR 3		LAP TIME	MPH	DIFF	TIME OF DAY	
1 -	OUTLAP	91.6	51.635	103.5	46.268	102.2	2:26.665	72.87	24.454	11:13:28.561
2 -	41.914	99.2	49.632	105.3	44.887	103.0	2:16.433	78.33	14.222	11:15:44.994
3 -	41.603	105.0	46.578	117.9	42.581	120.9	2:10.762	81.73	8.551	11:17:55.756
4 -	39.190	112.0	44.451	132.3	41.719	122.6	2:05.360	85.25	3.149	11:20:01.116
5 -	38.747	114.3	43.885	132.6	41.135	124.0	2:03.767	86.35	1.556	11:22:04.883
6 -	38.510	115.5	44.761	132.8	41.148	123.3	2:04.419	85.90	2.208	11:24:09.302
7 -	38.307	116.5	43.641	<b>133.6</b>	41.000	124.0	2:02.948	86.93	0.737	11:26:12.250
8 -	38.307	<b>118.1</b>	43.598	132.6	40.830	124.0	2:02.735	87.08	0.524	11:28:14.985
9 -	38.311	117.7	43.557	132.8	44.810	123.3	2:06.678	84.37	4.467	11:30:21.663
10 -	38.355	114.5	46.202	98.2	48.365	124.0	2:12.922	80.40	10.711	11:32:34.585
11 -	38.514	<b>118.1</b>	<b>43.268</b>	133.4	40.838	124.9	2:02.620	87.16	0.409	11:34:37.205
12 -	38.392	117.3	43.523	132.8	<b>40.421</b>	124.9	2:02.336 (2)	87.36	0.125	11:36:39.541
13 -	<b>38.262</b>	116.5	43.692	133.1	40.427	<b>125.4</b>	2:02.381 (3)	87.33	0.170	11:38:41.922
14 -	38.299	117.7	43.394	132.6	40.518	124.5	<b>2:02.211 (1)</b>	<b>87.45</b>		<b>11:40:44.133</b>

P2		6 M3		Taz TAYLOR		KTM - RS Racing				
IDEAL LAP TIME : 2:03.032		BEST LAP TIME : 2:03.283		DIFFERENCE : 0.251						
LAP	SECTOR 1	SECTOR 2		SECTOR 3		LAP TIME	MPH	DIFF	TIME OF DAY	
1 -	41.551	98.8	46.634	120.2	43.064	124.5	2:11.249	81.43	7.966	11:14:38.196
2 -	40.814	100.9	45.545	117.3	IN PIT		5:05.012 P	35.04	3:01.729	11:19:43.208
3 -	OUTLAP	101.0	45.569	129.3	42.783	123.8	2:15.134	79.09	11.851	11:21:58.342
4 -	39.571	106.8	44.862	132.8	42.001	124.9	2:06.434	84.53	3.151	11:24:04.776
5 -	39.887	105.6	44.602	130.8	41.871	124.0	2:06.360	84.58	3.077	11:26:11.136
6 -	39.571	109.6	44.045	131.5	41.126	125.6	2:04.742	85.68	1.459	11:28:15.878
7 -	<b>38.455</b>	110.5	<b>43.561</b>	133.4	41.267	<b>125.9</b>	<b>2:03.283 (1)</b>	<b>86.69</b>		<b>11:30:19.161</b>
8 -	41.516	100.1	45.335	118.3	IN PIT		2:27.394 P	72.51	24.111	11:32:46.555
9 -	OUTLAP	106.6	44.814	133.9	41.761	124.7	2:10.086	82.16	6.803	11:34:56.641
10 -	39.024	109.4	44.107	132.3	41.279	124.9	2:04.410	85.91	1.127	11:37:01.051
11 -	38.547	<b>112.7</b>	44.033	133.9	<b>41.016</b>	125.2	2:03.596 (3)	86.47	0.313	11:39:04.647
12 -	38.468	109.1	43.852	<b>134.7</b>	41.065	125.6	2:03.385 (2)	86.62	0.102	11:41:08.032

P3		86 M3		Charlie NESBITT		Repli-Cast Moto 3 - Repli-Cast UK				
IDEAL LAP TIME : 2:03.440		BEST LAP TIME : 2:03.605		DIFFERENCE : 0.165						
LAP	SECTOR 1	SECTOR 2		SECTOR 3		LAP TIME	MPH	DIFF	TIME OF DAY	
1 -	41.293	97.5	46.714	127.8	43.294	120.0	2:11.301	81.40	7.696	11:14:38.697
2 -	40.488	99.7	45.754	129.5	43.023	118.3	2:09.265	82.68	5.660	11:16:47.962
3 -	40.440	102.4	45.169	129.8	43.305	117.9	2:08.914	82.90	5.309	11:18:56.876
4 -	39.794	108.0	44.749	<b>130.8</b>	42.681	<b>121.7</b>	2:07.224	84.00	3.619	11:21:04.100
5 -	39.776	107.5	44.614	127.3	41.523	119.1	2:05.913	84.88	2.308	11:23:10.013
6 -	39.398	107.8	44.482	129.8	41.673	118.9	2:05.553	85.12	1.948	11:25:15.566
7 -	39.389	110.3	44.292	128.5	41.349	119.4	2:05.030	85.48	1.425	11:27:20.596
8 -	39.161	111.6	44.196	129.8	41.439	118.3	2:04.796	85.64	1.191	11:29:25.392
9 -	38.992	110.1	44.558	128.0	41.271	118.3	2:04.821	85.62	1.216	11:31:30.213
10 -	39.121	110.1	44.138	128.0	41.309	119.1	2:04.568	85.80	0.963	11:33:34.781
11 -	39.025	110.7	43.903	130.3	41.135	118.9	2:04.063	86.15	0.458	11:35:38.844
12 -	<b>38.831</b>	111.4	43.973	128.5	40.917	118.9	2:03.721 (2)	86.38	0.116	11:37:42.565
13 -	38.996	111.4	<b>43.837</b>	129.8	<b>40.772</b>	119.4	<b>2:03.605 (1)</b>	<b>86.46</b>		<b>11:39:46.170</b>
14 -	38.965	<b>111.8</b>	43.965	129.3	41.117	117.9	2:04.047 (3)	86.16	0.442	11:41:50.217

P4		1 M3		Edward RENDELL		Ten Kate Honda - Banks Racing				
IDEAL LAP TIME : 2:03.432		BEST LAP TIME : 2:03.674		DIFFERENCE : 0.242						
LAP	SECTOR 1	SECTOR 2		SECTOR 3		LAP TIME	MPH	DIFF	TIME OF DAY	
1 -	OUTLAP	92.3	49.214	103.5	IN PIT		3:13.192 P	55.32	1:09.518	11:13:30.915
2 -	OUTLAP	99.5	48.318	107.7	45.382	98.5	2:19.840	76.43	16.166	11:15:50.755
3 -	42.082	106.6	46.548	115.7	43.036	107.2	2:11.666	81.17	7.992	11:18:02.421
4 -	41.523	108.4	45.519	124.0	42.080	116.3	2:09.122	82.77	5.448	11:20:11.543
5 -	39.488	<b>112.9</b>	45.070	124.7	41.575	117.1	2:06.133	84.73	2.459	11:22:17.676

Snetterton 300

Circuit Length = 2.9689 miles

Start: 11:10 Flag 11:40 End: 11:42

Weather / Track : Bright / Dry

**MCRCB BULLETIN TK017**

**2015 MCE British Superbike Championship - Round 4**

**2015 HEL British Motostar Championship**

**FREE PRACTICE - SECTOR ANALYSIS**

SECTOR 1 = FL to I1, SECTOR 2 = I1 to I2, SECTOR 3 = I2 to FL, DIFF = Difference To Personal Best Lap

LAP	SECTOR 1	SECTOR 2	SECTOR 3	LAP TIME	MPH	DIFF	TIME OF DAY
6 -	39.256	111.6	44.384	125.2	IN PIT		
7 -	OUTLAP	109.2	44.768	125.9	41.463	116.7	2:09.843
8 -	38.978	111.6	44.973	124.9	41.125	116.5	2:05.076
9 -	39.043	112.7	44.361	124.2	40.717	117.1	2:04.121
10 -	38.928	112.0	44.196	125.9	40.903	117.1	2:04.027
11 -	38.902	<b>112.9</b>	44.104	124.9	<b>40.685</b>	117.5	2:03.691 (2)
<b>12 -</b>	<b>38.674</b>	112.5	44.159	<b>126.6</b>	40.841	<b>118.5</b>	<b>2:03.674 (1) 86.42</b>
13 -	38.841	112.0	<b>44.073</b>	124.5	40.852	116.3	2:03.766 (3) 86.35

**P5 71 M3 Christoph BEINLICH** Honda - Beinlich Racing Team  
 IDEAL LAP TIME : 2:03.485 BEST LAP TIME : 2:03.828 DIFFERENCE : 0.343

LAP	SECTOR 1	SECTOR 2	SECTOR 3	LAP TIME	MPH	DIFF	TIME OF DAY
1 -	OUTLAP	101.2	47.830	121.7	43.054	119.1	2:19.500
2 -	40.137	110.3	44.772	<b>130.8</b>	42.615	118.3	2:07.524
3 -	39.416	109.4	44.902	128.5	43.228	115.9	2:07.546
4 -	41.384	110.0	49.927	125.9	44.803	117.7	2:16.114
5 -	40.833	111.4	45.067	130.0	42.674	120.4	2:08.574
6 -	40.267	109.4	44.519	128.0	IN PIT		3:40.536 P
7 -	OUTLAP	112.9	44.375	128.8	43.163	117.9	2:13.565
8 -	39.980	113.5	44.865	128.5	42.377	117.5	2:07.222
9 -	40.740	113.1	44.663	127.3	44.922	119.4	2:10.325
10 -	38.964	113.3	43.855	129.0	41.228	120.2	2:04.047
11 -	<b>38.751</b>	<b>114.1</b>	43.804	123.5	41.345	119.6	2:03.900 (2)
12 -	38.972	113.3	<b>43.713</b>	129.8	41.399	119.8	2:04.084
13 -	39.030	113.9	43.764	129.5	41.136	<b>122.0</b>	2:03.930 (3)
<b>14 -</b>	38.936	113.9	43.871	129.0	<b>41.021</b>	119.6	<b>2:03.828 (1) 86.31</b>

**P6 26 M3 Dani SAEZ** Repli-Cast Moto 3 - Repli-Cast - Armstrong  
 IDEAL LAP TIME : 2:04.021 BEST LAP TIME : 2:04.147 DIFFERENCE : 0.126

LAP	SECTOR 1	SECTOR 2	SECTOR 3	LAP TIME	MPH	DIFF	TIME OF DAY
1 -	OUTLAP	96.8	50.689	123.1	IN PIT		6:28.284 P
2 -	OUTLAP	110.0	47.124	127.5	44.959	119.4	2:19.818
3 -	43.163	<b>115.1</b>	46.030	130.3	43.030	120.2	2:12.223
4 -	40.726	113.7	45.300	130.5	42.349	120.2	2:08.375
5 -	40.146	112.5	44.763	<b>132.6</b>	41.762	119.8	2:06.671
6 -	40.043	114.5	44.638	130.3	41.422	120.6	2:06.103
7 -	39.796	112.2	44.891	124.0	42.396	121.3	2:07.083
8 -	39.860	112.0	44.464	130.0	41.438	120.4	2:05.762
9 -	39.434	114.5	44.054	131.5	<b>40.928</b>	<b>123.3</b>	2:04.416 (3)
10 -	40.015	109.8	44.218	131.0	40.939	119.8	2:05.172
<b>11 -</b>	<b>39.138</b>	<b>115.1</b>	<b>43.955</b>	131.0	41.054	120.2	<b>2:04.147 (1) 86.09</b>
12 -	39.185	114.5	44.006	130.5	41.036	120.4	2:04.227 (2)

**P7 35 M3 Elliot LODGE** Honda - Essential Team Racing / SP125  
 IDEAL LAP TIME : 2:04.374 BEST LAP TIME : 2:04.374 DIFFERENCE : 0.000

LAP	SECTOR 1	SECTOR 2	SECTOR 3	LAP TIME	MPH	DIFF	TIME OF DAY
1 -	40.660	108.2	45.256	128.8	42.644	118.7	2:08.560
2 -	39.933	110.1	44.657	130.3	42.247	119.8	2:06.837 (3)
3 -	40.100	109.4	45.063	126.6	42.709	117.9	2:07.872
4 -	40.093	113.1	44.541	128.5	42.857	118.5	2:07.491
5 -	42.565	100.1	45.171	127.5	42.096	118.9	2:09.832
6 -	39.605	110.7	44.668	128.3	IN PIT		2:52.799 P
7 -	OUTLAP	113.1	44.578	129.3	42.565	<b>121.5</b>	2:12.073
8 -	40.492	111.6	45.591	129.0	42.061	118.5	2:08.144
9 -	40.445	110.0	45.060	127.8	42.067	118.9	2:07.572
10 -	39.832	112.2	44.399	127.3	41.711	119.4	2:05.942 (2)
11 -	39.258	113.1	46.576	127.3	41.979	119.4	2:07.813
<b>12 -</b>	<b>38.901</b>	<b>113.3</b>	<b>43.920</b>	<b>130.5</b>	<b>41.553</b>	119.8	<b>2:04.374 (1) 85.93</b>
13 -	39.348	111.4	44.567	126.8	45.115	120.0	2:09.030

Weather / Track : Bright / Dry

Snetterton 300  
 Circuit Length = 2.9689 miles  
 Start: 11:10 Flag 11:40 End: 11:42

# MCRCB BULLETIN TK017

## 2015 MCE British Superbike Championship - Round 4

### 2015 HEL British Motostar Championship

#### FREE PRACTICE - SECTOR ANALYSIS

SECTOR 1 = FL to I1, SECTOR 2 = I1 to I2, SECTOR 3 = I2 to FL, DIFF = Difference To Personal Best Lap

<b>P8 77 M3 Alex PERSSON</b>		Kalex KTM - PWR / FPW Racing								
IDEAL LAP TIME : 2:04.039		BEST LAP TIME : 2:04.933			DIFFERENCE : 0.894					
LAP	SECTOR 1	SECTOR 2		SECTOR 3		LAP TIME	MPH	DIFF	TIME OF DAY	
1 -	OUTLAP	93.9	48.131	131.0	42.970	121.7	2:20.198	76.23	15.265	11:12:23.864
2 -	40.283	109.2	44.833	130.5	IN PIT		5:02.536 <b>P</b>	35.32	2:57.603	11:17:26.400
3 -	OUTLAP	102.6	46.151	131.3	42.185	121.5	2:11.815	81.08	6.882	11:19:38.215
4 -	39.818	112.0	44.551	131.0	41.701	121.5	2:06.070	84.77	1.137	11:21:44.285
5 -	39.459	109.6	44.155	<b>131.5</b>	41.792	122.4	2:05.406	85.22	0.473	11:23:49.691
6 -	40.870	107.5	44.781	130.5	41.534	120.2	2:07.185	84.03	2.252	11:25:56.876
7 -	39.369	110.3	44.377	130.0	41.642	120.6	2:05.388	85.24	0.455	11:28:02.264
8 -	39.623	113.7	44.068	130.0	41.285	120.4	2:04.976 <b>(3)</b>	85.52	0.043	11:30:07.240
9 -	39.318	<b>114.3</b>	44.296	129.3	41.319	121.1	<b>2:04.933 (1)</b>	<b>85.55</b>		<b>11:32:12.173</b>
10 -	39.257	111.6	44.092	128.5	41.784	120.4	2:05.133	85.41	0.200	11:34:17.306
11 -	41.809	110.3	44.196	129.5	<b>41.037</b>	120.9	2:07.042	84.13	2.109	11:36:24.348
12 -	39.277	112.4	44.055	130.3	41.624	121.7	2:04.956 <b>(2)</b>	85.53	0.023	11:38:29.304
13 -	<b>39.113</b>	110.7	<b>43.889</b>	130.0	42.453	<b>123.1</b>	2:05.455	85.19	0.522	11:40:34.759

<b>P9 52 M3 Jorel BOERBOOM</b>		Kalex KTM - FPW Racing								
IDEAL LAP TIME : 2:04.848		BEST LAP TIME : 2:04.935			DIFFERENCE : 0.087					
LAP	SECTOR 1	SECTOR 2		SECTOR 3		LAP TIME	MPH	DIFF	TIME OF DAY	
1 -	OUTLAP	108.0	47.236	125.6	45.802	<b>125.2</b>	2:22.590	74.95	17.655	11:12:27.873
2 -	41.082	102.4	46.938	127.3	43.927	124.0	2:11.947	81.00	7.012	11:14:39.820
3 -	40.226	111.6	45.127	129.3	43.397	123.3	2:08.750	83.01	3.815	11:16:48.570
4 -	39.865	114.7	44.914	129.8	42.742	124.2	2:07.521	83.81	2.586	11:18:56.091
5 -	40.020	112.5	45.087	130.0	42.530	122.9	2:07.637	83.73	2.702	11:21:03.728
6 -	41.014	106.0	46.984	127.5	42.589	123.1	2:10.587	81.84	5.652	11:23:14.315
7 -	39.557	112.7	44.443	129.8	42.064	122.9	2:06.064	84.78	1.129	11:25:20.379
8 -	39.078	<b>116.1</b>	<b>44.138</b>	<b>130.3</b>	<b>41.719</b>	123.3	<b>2:04.935 (1)</b>	<b>85.54</b>		<b>11:27:25.314</b>
9 -	<b>38.991</b>	114.3	44.210	129.0	IN PIT		6:46.346 <b>P</b>	26.30	4:41.411	11:34:11.660
10 -	OUTLAP	110.3	44.996	130.0	42.249	123.1	2:14.790	79.29	9.855	11:36:26.450
11 -	39.288	113.5	44.479	129.8	41.997	<b>125.2</b>	2:05.764 <b>(3)</b>	84.98	0.829	11:38:32.214
12 -	39.189	<b>116.1</b>	44.408	129.8	41.855	123.5	2:05.452 <b>(2)</b>	85.19	0.517	11:40:37.666

<b>P10 47 M3 Jake ARCHER</b>		Honda - RS Racing								
IDEAL LAP TIME : 2:04.933		BEST LAP TIME : 2:05.005			DIFFERENCE : 0.072					
LAP	SECTOR 1	SECTOR 2		SECTOR 3		LAP TIME	MPH	DIFF	TIME OF DAY	
1 -	OUTLAP	99.5	47.008	120.4	43.759	120.9	2:17.162	77.92	12.157	11:12:20.963
2 -	40.648	105.8	45.862	122.4	43.192	120.9	2:09.702	82.40	4.697	11:14:30.665
3 -	40.178	104.0	45.455	124.7	43.122	<b>122.9</b>	2:08.755	83.01	3.750	11:16:39.420
4 -	39.957	104.3	46.064	109.1	42.856	122.0	2:08.877	82.93	3.872	11:18:48.297
5 -	40.209	106.1	44.928	130.0	42.855	121.1	2:07.992	83.50	2.987	11:20:56.289
6 -	40.029	106.3	44.979	125.4	42.318	121.3	2:07.326	83.94	2.321	11:23:03.615
7 -	39.960	104.0	45.512	128.5	42.297	121.3	2:07.769	83.65	2.764	11:25:11.384
8 -	39.534	110.3	44.917	127.3	42.066	121.7	2:06.517	84.47	1.512	11:27:17.901
9 -	40.094	101.2	46.200	125.6	41.994	<b>122.9</b>	2:08.288	83.31	3.283	11:29:26.189
10 -	41.050	107.0	46.722	125.2	42.144	121.7	2:09.916	82.26	4.911	11:31:36.105
11 -	39.506	106.5	44.798	<b>130.3</b>	41.853	121.5	2:06.157	84.72	1.152	11:33:42.262
12 -	39.507	109.4	44.644	<b>130.3</b>	41.685	121.3	2:05.836 <b>(3)</b>	84.93	0.831	11:35:48.098
13 -	39.465	108.7	44.447	130.0	41.798	121.5	2:05.710 <b>(2)</b>	85.02	0.705	11:37:53.808
14 -	<b>39.252</b>	107.3	44.738	128.8	42.726	121.7	2:06.716	84.34	1.711	11:40:00.524
15 -	39.324	<b>110.9</b>	<b>44.192</b>	130.0	<b>41.489</b>	121.1	<b>2:05.005 (1)</b>	<b>85.50</b>		<b>11:42:05.529</b>

<b>P11 74 M3 Joseph THOMPSON</b>		Repli-Cast Moto 3 - Repli-Cast UK								
IDEAL LAP TIME : 2:04.827		BEST LAP TIME : 2:05.105			DIFFERENCE : 0.278					
LAP	SECTOR 1	SECTOR 2		SECTOR 3		LAP TIME	MPH	DIFF	TIME OF DAY	
1 -	41.733	103.0	46.555	127.3	44.552	119.4	2:12.840	80.45	7.735	11:14:40.652
2 -	40.395	108.7	44.906	130.8	43.077	119.8	2:08.378	83.25	3.273	11:16:49.030
3 -	39.912	106.6	45.017	131.0	42.679	119.6	2:07.608	83.75	2.503	11:18:56.638
4 -	39.935	109.6	45.150	130.0	42.868	120.4	2:07.953	83.53	2.848	11:21:04.591
5 -	40.352	104.0	45.287	129.0	42.166	118.7	2:07.805	83.62	2.700	11:23:12.396

Weather / Track : Bright / Dry

Snetterton 300  
Circuit Length = 2.9689 miles  
Start: 11:10 Flag 11:40 End: 11:42

# MCRCB BULLETIN TK017

## 2015 MCE British Superbike Championship - Round 4

### 2015 HEL British Motostar Championship

#### FREE PRACTICE - SECTOR ANALYSIS

SECTOR 1 = FL to I1, SECTOR 2 = I1 to I2, SECTOR 3 = I2 to FL, DIFF = Difference To Personal Best Lap

6 -	39.630	109.8	44.728	129.5	42.092	118.1	2:06.450	84.52	1.345	11:25:18.846
7 -	39.550	111.2	44.612	128.5	41.726	119.1	2:05.888 (3)	84.90	0.783	11:27:24.734
8 -	39.284	<b>113.1</b>	<b>44.286</b>	129.5	41.676	119.8	2:05.246 (2)	85.33	0.141	11:29:29.980
9 -	39.366	111.2	52.953	61.6	IN PIT		2:41.755 P	66.07	36.650	11:32:11.735
10 -	OUTLAP	104.0	54.467	118.9	42.007	<b>121.5</b>	2:20.334	76.16	15.229	11:34:32.069
11 -	39.490	<b>113.1</b>	44.529	128.0	42.052	118.5	2:06.071	84.77	0.966	11:36:38.140
12 -	39.294	111.4	44.539	<b>132.1</b>	<b>41.272</b>	120.6	<b>2:05.105 (1)</b>	<b>85.43</b>		<b>11:38:43.245</b>
13 -	<b>39.269</b>	110.3	45.239	129.0	41.771	119.8	2:06.279	84.63	1.174	11:40:49.524

P12 62 M3		Vasco VAN DER VALK					Honda - Team ILR / Vasco62.nl				
IDEAL LAP TIME : 2:06.394		BEST LAP TIME : 2:06.394					DIFFERENCE : 0.000				
LAP	SECTOR 1	SECTOR 2		SECTOR 3		LAP TIME	MPH	DIFF	TIME OF DAY		
1 -	OUTLAP	85.9	50.857	106.1	49.588	107.8	2:33.896	69.45	27.502	11:12:43.752	
2 -	44.752	99.7	49.270	112.9	45.828	113.3	2:19.850	76.42	13.456	11:15:03.602	
3 -	42.748	107.8	47.077	120.0	44.589	114.3	2:14.414	79.51	8.020	11:17:18.016	
4 -	41.664	108.2	46.428	120.6	43.459	114.7	2:11.551	81.24	5.157	11:19:29.567	
5 -	40.804	111.1	45.529	122.2	43.071	115.5	2:09.404	82.59	3.010	11:21:38.971	
6 -	40.720	109.2	46.142	122.4	43.360	114.9	2:10.222	82.07	3.828	11:23:49.193	
7 -	41.886	110.1	45.825	123.1	42.817	114.5	2:10.528	81.88	4.134	11:25:59.721	
8 -	40.615	110.7	45.272	122.9	42.844	114.1	2:08.731	83.02	2.337	11:28:08.452	
9 -	40.415	111.4	45.128	122.9	42.417	114.3	2:07.960	83.52	1.566	11:30:16.412	
10 -	41.169	107.2	47.062	123.1	43.028	114.5	2:11.259	81.42	4.865	11:32:27.671	
11 -	40.867	101.2	46.654	115.7	43.731	<b>117.7</b>	2:11.252	81.43	4.858	11:34:38.923	
12 -	<b>39.617</b>	<b>112.5</b>	<b>44.681</b>	123.3	<b>42.096</b>	114.7	<b>2:06.394 (1)</b>	<b>84.56</b>		<b>11:36:45.317</b>	
13 -	40.099	112.0	45.078	122.6	42.220	114.1	2:07.397 (3)	83.89	1.003	11:38:52.714	
14 -	40.215	110.7	44.888	<b>123.5</b>	42.255	115.5	2:07.358 (2)	83.92	0.964	11:41:00.072	

P13 98 M3		Tomas DE VRIES					Honda - DAT Racing				
IDEAL LAP TIME : 2:06.575		BEST LAP TIME : 2:06.575					DIFFERENCE : 0.000				
LAP	SECTOR 1	SECTOR 2		SECTOR 3		LAP TIME	MPH	DIFF	TIME OF DAY		
1 -	OUTLAP	89.4	49.650	114.7	47.629	118.1	2:29.201	71.63	22.626	11:12:37.203	
2 -	43.240	108.0	47.550	124.9	45.709	117.3	2:16.499	78.30	9.924	11:14:53.702	
3 -	42.614	108.4	47.348	<b>126.6</b>	45.277	117.5	2:15.239	79.03	8.664	11:17:08.941	
4 -	42.549	112.2	46.702	125.6	44.596	117.7	2:13.847	79.85	7.272	11:19:22.788	
5 -	41.881	112.4	46.352	125.6	44.207	118.5	2:12.440	80.70	5.865	11:21:35.228	
6 -	41.890	109.8	47.754	124.9	44.035	117.9	2:13.679	79.95	7.104	11:23:48.907	
7 -	41.397	112.9	46.952	125.6	43.588	118.7	2:11.937	81.00	5.362	11:26:00.844	
8 -	40.630	<b>113.9</b>	45.320	<b>126.6</b>	43.195	118.7	2:09.145	82.76	2.570	11:28:09.989	
9 -	40.561	112.9	45.644	125.9	43.122	119.6	2:09.327	82.64	2.752	11:30:19.316	
10 -	40.844	111.1	45.679	124.9	43.572	118.5	2:10.095	82.15	3.520	11:32:29.411	
11 -	40.764	111.8	45.261	125.4	43.199	119.1	2:09.224	82.70	2.649	11:34:38.635	
12 -	40.413	110.3	45.092	125.9	42.767	119.6	2:08.272 (3)	83.32	1.697	11:36:46.907	
13 -	39.916	113.7	44.778	121.5	43.100	118.9	2:07.794 (2)	83.63	1.219	11:38:54.701	
14 -	<b>39.769</b>	113.3	<b>44.534</b>	126.3	<b>42.272</b>	<b>121.1</b>	<b>2:06.575 (1)</b>	<b>84.44</b>		<b>11:41:01.276</b>	

P14 27 M3		Georgina POLDEN					KTM - RS Racing				
IDEAL LAP TIME : 2:06.685		BEST LAP TIME : 2:06.688					DIFFERENCE : 0.003				
LAP	SECTOR 1	SECTOR 2		SECTOR 3		LAP TIME	MPH	DIFF	TIME OF DAY		
1 -	OUTLAP	95.3	48.202	119.4	45.436	<b>123.3</b>	2:22.687	74.90	15.999	11:12:27.088	
2 -	41.576	100.9	46.788	126.1	43.522	123.1	2:11.886	81.04	5.198	11:14:38.974	
3 -	40.518	100.3	45.808	122.6	IN PIT		3:08.757 P	56.62	1:02.069	11:17:47.731	
4 -	OUTLAP	98.1	45.985	129.0	43.306	122.6	2:15.180	79.06	8.492	11:20:02.911	
5 -	40.105	110.1	45.122	131.0	42.442	122.2	2:07.669	83.71	0.981	11:22:10.580	
6 -	40.399	104.3	45.927	130.3	IN PIT		4:09.428 P	42.85	2:02.740	11:26:20.008	
7 -	OUTLAP	<b>112.0</b>	45.639	130.8	42.673	121.7	2:15.775	78.71	9.087	11:28:35.783	
8 -	40.094	109.2	45.384	130.5	42.474	122.6	2:07.952	83.53	1.264	11:30:43.735	
9 -	40.100	108.4	45.318	131.0	42.071	122.2	2:07.489 (3)	83.83	0.801	11:32:51.224	
10 -	40.265	111.2	45.038	131.5	42.554	122.6	2:07.857	83.59	1.169	11:34:59.081	
11 -	<b>40.015</b>	104.3	44.789	<b>133.1</b>	<b>41.884</b>	122.6	<b>2:06.688 (1)</b>	<b>84.36</b>		<b>11:37:05.769</b>	
12 -	40.331	108.0	44.980	131.3	42.168	122.9	2:07.479 (2)	83.84	0.791	11:39:13.248	
13 -	40.698	107.7	<b>44.786</b>	130.3	42.350	123.1	2:07.834	83.60	1.146	11:41:21.082	

Weather / Track : Bright / Dry

Snetterton 300  
Circuit Length = 2.9689 miles  
Start: 11:10 Flag 11:40 End: 11:42

# MCRCB BULLETIN TK017

## 2015 MCE British Superbike Championship - Round 4

### 2015 HEL British Motostar Championship

#### FREE PRACTICE - SECTOR ANALYSIS

SECTOR 1 = FL to I1, SECTOR 2 = I1 to I2, SECTOR 3 = I2 to FL, DIFF = Difference To Personal Best Lap

P15		42 M3		Brian SLOOTEN			Honda - Bakker Frames Holland				
IDEAL LAP TIME : 2:06.701		BEST LAP TIME : 2:07.123			DIFFERENCE : 0.422						
LAP	SECTOR 1	SECTOR 2		SECTOR 3		LAP TIME	MPH	DIFF	TIME OF DAY		
1 -	OUTLAP	90.8	49.327	108.4	45.567	<b>118.9</b>	2:25.143	73.63	18.020	11:12:33.944	
2 -	42.085	105.5	46.839	113.7	IN PIT		2:52.012 <b>P</b>	62.13	44.889	11:15:25.956	
3 -	OUTLAP	108.2	46.429	115.3	43.876	117.3	2:15.271	79.01	8.148	11:17:41.227	
4 -	41.371	110.9	45.696	117.7	43.868	118.7	2:10.935	81.62	3.812	11:19:52.162	
5 -	40.759	109.2	46.100	115.3	IN PIT		6:35.653 <b>P</b>	27.01	4:28.530	11:26:27.815	
6 -	OUTLAP	107.3	46.037	122.0	43.474	117.7	2:13.468	80.07	6.345	11:28:41.283	
7 -	40.260	<b>112.7</b>	44.911	122.9	42.657	118.3	2:07.828 <b>(3)</b>	83.61	0.705	11:30:49.111	
8 -	40.029	110.9	45.008	<b>124.5</b>	<b>42.086</b>	<b>118.9</b>	<b>2:07.123 (1)</b>	<b>84.07</b>		<b>11:32:56.234</b>	
9 -	<b>39.947</b>	<b>112.7</b>	<b>44.668</b>	122.6	43.463	117.1	2:08.078	83.44	0.955	11:35:04.312	
10 -	40.030	110.7	44.953	124.0	42.519	117.7	2:07.502 <b>(2)</b>	83.82	0.379	11:37:11.814	
11 -	40.271	111.6	45.824	114.1	42.945	117.1	2:09.040	82.82	1.917	11:39:20.854	
12 -	40.619	111.1	45.284	123.3	42.982	117.7	2:08.885	82.92	1.762	11:41:29.739	

P16		25 M3		Mike BROUWERS			Honda - Joma / Brouwersracingteam				
IDEAL LAP TIME : 2:07.322		BEST LAP TIME : 2:07.322			DIFFERENCE : 0.000						
LAP	SECTOR 1	SECTOR 2		SECTOR 3		LAP TIME	MPH	DIFF	TIME OF DAY		
1 -	OUTLAP	94.5	48.258	122.0	44.907	115.7	2:22.784	74.85	15.462	11:12:28.859	
2 -	41.994	108.4	46.420	117.9	43.450	<b>115.9</b>	2:11.864	81.05	4.542	11:14:40.723	
3 -	41.568	110.7	46.130	121.1	IN PIT		3:46.462 <b>P</b>	47.19	1:39.140	11:18:27.185	
4 -	OUTLAP	109.8	46.684	121.3	42.883	114.7	2:13.952	79.79	6.630	11:20:41.137	
5 -	40.832	110.9	45.578	<b>122.9</b>	43.008	114.9	2:09.418	82.58	2.096	11:22:50.555	
6 -	40.574	109.8	45.385	122.4	42.797	113.7	2:08.756	83.01	1.434	11:24:59.311	
7 -	40.693	110.3	46.265	122.2	43.215	114.1	2:10.173	82.10	2.851	11:27:09.484	
8 -	40.441	<b>111.2</b>	45.418	119.8	43.346	114.1	2:09.205	82.72	1.883	11:29:18.689	
9 -	40.306	110.5	58.263	96.4	44.147	115.5	2:22.716	74.89	15.394	11:31:41.405	
10 -	40.393	111.1	45.344	122.6	42.679	115.1	2:08.416 <b>(3)</b>	83.23	1.094	11:33:49.821	
11 -	40.389	110.0	47.675	103.4	44.423	115.3	2:12.487	80.67	5.165	11:36:02.308	
12 -	40.362	<b>111.2</b>	45.157	119.6	42.306	115.5	2:07.825 <b>(2)</b>	83.61	0.503	11:38:10.133	
13 -	<b>39.991</b>	109.8	<b>45.031</b>	122.4	<b>42.300</b>	115.3	<b>2:07.322 (1)</b>	<b>83.94</b>		<b>11:40:17.455</b>	

P17		65		Josh OWENS			Honda - JPL Racing				
IDEAL LAP TIME : 2:07.417		BEST LAP TIME : 2:07.541			DIFFERENCE : 0.124						
LAP	SECTOR 1	SECTOR 2		SECTOR 3		LAP TIME	MPH	DIFF	TIME OF DAY		
1 -							2:18.666	77.07	11.125	11:15:31.259	
2 -							2:13.803	79.87	6.262	11:17:45.062	
3 -							2:11.775	81.10	4.234	11:19:56.837	
4 -					IN PIT		2:57.237 <b>P</b>	60.30	49.696	11:22:54.074	
5 -	OUTLAP	106.1	46.666	122.0	42.842	112.9	2:18.579	77.12	11.038	11:25:12.653	
6 -	41.099	106.0	45.903	<b>124.7</b>	42.357	112.2	2:09.359	82.62	1.818	11:27:22.012	
7 -	40.878	106.1	45.769	122.4	42.367	<b>113.7</b>	2:09.014	82.84	1.473	11:29:31.026	
8 -	40.354	108.2	45.967	119.8	IN PIT		2:49.099 <b>P</b>	63.20	41.558	11:32:20.125	
9 -	OUTLAP	106.6	45.965	120.6	43.049	111.6	2:17.174	77.91	9.633	11:34:37.299	
10 -	40.616	107.7	45.413	123.8	42.595	113.1	2:08.624 <b>(3)</b>	83.09	1.083	11:36:45.923	
11 -	<b>40.245</b>	<b>108.5</b>	45.324	122.6	<b>41.991</b>	112.7	2:07.560 <b>(2)</b>	83.78	0.019	11:38:53.483	
12 -	40.247	107.7	<b>45.181</b>	123.5	42.113	112.5	<b>2:07.541 (1)</b>	<b>83.80</b>		<b>11:41:01.024</b>	

P18		44 M3		Edmund BEST			Honda - SymCirrus Motorsport				
IDEAL LAP TIME : 2:06.868		BEST LAP TIME : 2:07.572			DIFFERENCE : 0.704						
LAP	SECTOR 1	SECTOR 2		SECTOR 3		LAP TIME	MPH	DIFF	TIME OF DAY		
1 -	OUTLAP	92.4	49.618	115.1	46.037	117.3	2:27.976	72.22	20.404	11:12:33.808	
2 -	42.366	103.8	46.900	120.2	44.916	117.3	2:14.182	79.65	6.610	11:14:47.990	
3 -	41.098	99.7	46.319	<b>128.0</b>	43.780	116.9	2:11.197	81.46	3.625	11:16:59.187	
4 -	41.374	108.2	45.961	127.3	43.744	116.9	2:11.079	81.53	3.507	11:19:10.266	
5 -	40.389	108.0	45.358	127.3	42.752	117.7	2:08.499	83.17	0.927	11:21:18.765	
6 -	40.525	106.1	45.304	127.3	43.084	115.7	2:08.913	82.90	1.341	11:23:27.678	
7 -	40.248	108.2	45.534	127.8	42.554	115.9	2:08.336	83.28	0.764	11:25:36.014	
8 -	<b>39.801</b>	106.0	45.541	127.3	<b>42.230</b>	117.5	<b>2:07.572 (1)</b>	<b>83.78</b>		<b>11:27:43.586</b>	

Snetterton 300

Circuit Length = 2.9689 miles

Start: 11:10 Flag 11:40 End: 11:42

Weather / Track : Bright / Dry



# MCRCB BULLETIN TK017

## 2015 MCE British Superbike Championship - Round 4

## 2015 HEL British Motostar Championship

### FREE PRACTICE - SECTOR ANALYSIS

SECTOR 1 = FL to I1, SECTOR 2 = I1 to I2, SECTOR 3 = I2 to FL, DIFF = Difference To Personal Best Lap

9 -	40.559	110.5	44.837	126.1	42.750	117.1	2:08.146	(3)	83.40	0.574	11:29:51.732
10 -	39.983	110.0	44.913	127.0	42.962	116.3	2:07.858	(2)	83.59	0.286	11:31:59.590
11 -	39.926	110.3	45.099	125.9	IN PIT		4:27.598	P	39.94	2:20.026	11:36:27.188
12 -	OUTLAP	108.7	45.183	127.3	42.547	117.9	2:14.622		79.39	7.050	11:38:41.810
13 -	40.391	106.6	45.652	126.8	42.516	118.9	2:08.559		83.13	0.987	11:40:50.369

P19		2 M3		Joe THOMAS			Honda - Team ILR					
IDEAL LAP TIME : 2:07.089		BEST LAP TIME : 2:08.396		DIFFERENCE : 1.307								
LAP	SECTOR 1	SECTOR 2		SECTOR 3		LAP TIME	MPH	DIFF	TIME OF DAY			
1 -	OUTLAP	95.3	49.171	100.1	45.671	112.4	2:22.853		74.81	14.457	11:12:31.947	
2 -	43.148	96.1	48.145	105.8	IN PIT		3:35.121	P	49.68	1:26.725	11:16:07.068	
3 -	OUTLAP	103.8	46.254	121.5	43.019	115.7	2:12.999		80.36	4.603	11:18:20.067	
4 -	40.876	108.7	46.110	114.7	43.100	116.5	2:10.086		82.16	1.690	11:20:30.153	
5 -	40.642	109.8	45.527	112.2	43.125	116.5	2:09.294	(2)	82.66	0.898	11:22:39.447	
6 -	40.236	109.6	45.208	117.9	42.952	116.3	2:08.396	(1)	83.24		11:24:47.843	
7 -	39.846	109.6	45.212	111.1	IN PIT		6:27.006	P	27.61	4:18.610	11:31:14.849	
8 -	OUTLAP	111.2	45.776	124.2	42.476	116.1	2:11.640		81.19	3.244	11:33:26.489	
9 -	40.503	103.5	45.454	126.1	43.493	115.5	2:09.450	(3)	82.56	1.054	11:35:35.939	
10 -	40.568	109.4	45.228	128.0	IN PIT		3:18.737	P	53.78	1:10.341	11:38:54.676	
11 -	OUTLAP	107.5	44.906	126.3	42.337	117.3	2:10.360		81.98	1.964	11:41:05.036	

P20		20 M3		Joel MARKLUND			Honda - Marklund Solutions					
IDEAL LAP TIME : 2:08.841		BEST LAP TIME : 2:08.841		DIFFERENCE : 0.000								
LAP	SECTOR 1	SECTOR 2		SECTOR 3		LAP TIME	MPH	DIFF	TIME OF DAY			
1 -	OUTLAP				IN PIT		4:19.122	P	41.24	2:10.281	11:14:28.546	
2 -	OUTLAP	66.5			IN PIT		17:24.381	P	10.23	15:15.540	11:31:52.927	
3 -	OUTLAP	95.4	49.253	105.3	44.658	119.8	2:26.431		72.99	17.590	11:34:19.358	
4 -	41.059	112.0	46.308	116.1	43.606	118.3	2:10.973	(2)	81.60	2.132	11:36:30.331	
5 -	41.003	111.2	46.299	116.9	43.923	119.8	2:11.225	(3)	81.44	2.384	11:38:41.556	
6 -	40.123	105.8	45.814	121.1	42.904	122.4	2:08.841	(1)	82.95		11:40:50.397	

P21		16		Andrew SAWFORD			Aprilia - St Neots Motorcycle Co Ltd					
IDEAL LAP TIME : 2:08.610		BEST LAP TIME : 2:08.957		DIFFERENCE : 0.347								
LAP	SECTOR 1	SECTOR 2		SECTOR 3		LAP TIME	MPH	DIFF	TIME OF DAY			
1 -	OUTLAP	82.7	53.130	109.8	48.119	114.7	2:40.592		66.55	31.635	11:13:11.107	
2 -	43.156	103.0	48.454	119.8	44.680	114.5	2:16.290		78.42	7.333	11:15:27.397	
3 -	41.704	103.8	47.096	124.9	43.871	115.3	2:12.671		80.56	3.714	11:17:40.068	
4 -	41.315	108.9	46.892	124.2	43.683	115.9	2:11.890		81.03	2.933	11:19:51.958	
5 -	40.905	108.5	45.986	125.2	43.061	116.1	2:09.952		82.24	0.995	11:22:01.910	
6 -	40.600	106.3	47.091	117.1	IN PIT		4:47.479	P	37.17	2:38.522	11:26:49.389	
7 -	OUTLAP	88.1	51.425	118.1	44.039	116.7	2:33.974		69.41	25.017	11:29:23.363	
8 -	40.769	105.8	46.229	122.2	43.751	116.9	2:10.749		81.74	1.792	11:31:34.112	
9 -	40.278	108.9	46.218	124.5	42.577	118.1	2:09.073	(2)	82.80	0.116	11:33:43.185	
10 -	40.225	107.2	46.019	124.5	42.713	116.9	2:08.957	(1)	82.88		11:35:52.142	
11 -	40.509	106.3	45.808	124.9	42.837	117.1	2:09.154		82.75	0.197	11:38:01.296	
12 -	40.299	108.2	45.844	124.9	42.975	117.1	2:09.118	(3)	82.77	0.161	11:40:10.414	

P22		87		Jamie EDWARDS			Nykos - Kinpac Racing					
IDEAL LAP TIME : 2:09.354		BEST LAP TIME : 2:09.435		DIFFERENCE : 0.081								
LAP	SECTOR 1	SECTOR 2		SECTOR 3		LAP TIME	MPH	DIFF	TIME OF DAY			
1 -	OUTLAP	93.3	48.774	125.4	1:05.470	87.1	2:45.158		64.71	35.723	11:12:51.263	
2 -	43.618	107.0	46.930	124.7	44.833	112.7	2:15.381		78.94	5.946	11:15:06.644	
3 -	41.487	105.1	46.264	124.7	42.944	113.1	2:10.695		81.77	1.260	11:17:17.339	
4 -	41.589	109.2	46.196	121.7	43.220	113.3	2:11.005		81.58	1.570	11:19:28.344	
5 -	40.944	110.0	45.761	122.9	42.730	114.3	2:09.435	(1)	82.57		11:21:37.779	
6 -	40.863	109.6	46.566	124.0	43.879	113.1	2:11.308		81.39	1.873	11:23:49.087	
7 -	41.450	108.7	46.457	122.4	IN PIT		5:34.578	P	31.94	3:25.143	11:29:23.665	
8 -	OUTLAP	105.3	48.187	121.7	43.960	113.3	2:18.894		76.95	9.459	11:31:42.559	
9 -	40.969	107.3	46.206	123.1	46.585	113.7	2:13.760		79.90	4.325	11:33:56.319	
10 -	41.375	111.8	46.282	122.9	43.439	113.3	2:11.096		81.52	1.661	11:36:07.415	

Weather / Track : Bright / Dry

# MCRCB BULLETIN TK017

## 2015 MCE British Superbike Championship - Round 4

### 2015 HEL British Motostar Championship

#### FREE PRACTICE - SECTOR ANALYSIS

SECTOR 1 = FL to I1, SECTOR 2 = I1 to I2, SECTOR 3 = I2 to FL, DIFF = Difference To Personal Best Lap

11 -	41.153	106.5	46.209	124.0	42.766	<b>114.3</b>	2:10.128 (2)	82.13	0.693	11:38:17.543
12 -	41.004	107.2	46.463	122.6	42.936	113.9	2:10.403 (3)	81.96	0.968	11:40:27.946

P23 17 Wesley JONKER		Luyten Honda - Racing Family								
IDEAL LAP TIME : 2:09.727		BEST LAP TIME : 2:09.831			DIFFERENCE : 0.104					
LAP	SECTOR 1	SECTOR 2	SECTOR 3	LAP TIME	MPH	DIFF	TIME OF DAY			
1 -	OUTLAP	99.4	51.205	112.5	47.017	113.7	2:31.455	70.56	21.624	11:12:36.151
2 -	43.521	108.4	48.560	123.3	IN PIT		3:02.922 P	58.42	53.091	11:15:39.073
3 -	OUTLAP	98.9	49.045	122.9	44.585	113.9	2:22.862	74.81	13.031	11:18:01.935
4 -	43.773	108.7	46.955	123.8	44.166	113.9	2:14.894	79.23	5.063	11:20:16.829
5 -	42.335	104.8	47.001	123.1	43.898	114.1	2:13.234	80.22	3.403	11:22:30.063
6 -	41.921	108.0	46.543	123.1	43.794	114.9	2:12.258	80.81	2.427	11:24:42.321
7 -	41.568	106.6	46.429	124.5	43.653	114.1	2:11.650	81.18	1.819	11:26:53.971
8 -	41.939	<b>109.4</b>	47.440	124.2	43.470	114.7	2:12.849	80.45	3.018	11:29:06.820
9 -	41.432	108.9	46.412	124.0	43.361	114.9	2:11.205	81.46	1.374	11:31:18.025
10 -	41.629	107.8	46.763	122.9	44.109	115.7	2:12.501	80.66	2.670	11:33:30.526
11 -	<b>41.076</b>	106.1	46.105	123.1	<b>43.016</b>	115.3	2:10.197 (2)	82.09	0.366	11:35:40.723
12 -	41.323	107.5	46.114	124.0	43.239	115.1	2:10.676 (3)	81.79	0.845	11:37:51.399
13 -	41.178	106.8	<b>45.635</b>	<b>124.7</b>	43.018	<b>116.5</b>	<b>2:09.831 (1)</b>	<b>82.32</b>		<b>11:40:01.230</b>

P24 3 Mark CLAYTON		Honda - SP125 / Refined Recruitment								
IDEAL LAP TIME : 2:09.724		BEST LAP TIME : 2:10.282			DIFFERENCE : 0.558					
LAP	SECTOR 1	SECTOR 2	SECTOR 3	LAP TIME	MPH	DIFF	TIME OF DAY			
1 -	OUTLAP	83.2	53.787	116.5	47.966	109.1	2:36.437	68.32	26.155	11:12:40.484
2 -	45.562	93.9	49.181	112.9	46.073	112.2	2:20.816	75.90	10.534	11:15:01.300
3 -	42.888	102.9	47.290	123.1	IN PIT		3:47.751 P	46.92	1:37.469	11:18:49.051
4 -	OUTLAP	83.8	47.661	<b>124.9</b>	44.139	114.5	2:19.467	76.63	9.185	11:21:08.518
5 -	42.045	105.8	46.750	124.5	44.289	112.7	2:13.084	80.31	2.802	11:23:21.602
6 -	41.709	103.7	46.488	124.5	43.451	112.9	2:11.648 (3)	81.18	1.366	11:25:33.250
7 -	41.673	107.2	46.553	123.1	43.480	113.5	2:11.706	81.15	1.424	11:27:44.956
8 -	41.939	104.0	47.769	122.0	44.073	112.5	2:13.781	79.89	3.499	11:29:58.737
9 -	<b>41.079</b>	<b>108.9</b>	46.484	123.1	IN PIT		3:50.197 P	46.43	1:39.915	11:33:48.934
10 -	OUTLAP	106.8	46.343	122.9	43.614	113.5	2:17.654	77.64	7.372	11:36:06.588
11 -	41.412	106.3	46.061	124.0	<b>42.809</b>	114.9	<b>2:10.282 (1)</b>	<b>82.03</b>		<b>11:38:16.870</b>
12 -	41.522	107.8	<b>45.836</b>	123.8	43.080	<b>115.3</b>	2:10.438 (2)	81.93	0.156	11:40:27.308

P25 21 M3 Richard KERR		Honda - Bob Wylie Racing								
IDEAL LAP TIME : 2:10.447		BEST LAP TIME : 2:10.611			DIFFERENCE : 0.164					
LAP	SECTOR 1	SECTOR 2	SECTOR 3	LAP TIME	MPH	DIFF	TIME OF DAY			
1 -	OUTLAP	93.5	53.093	108.7	50.263	113.7	2:38.626	67.37	28.015	11:12:43.486
2 -	45.887	93.5	50.189	118.1	47.596	115.3	2:23.672	74.39	13.061	11:15:07.158
3 -	45.199	100.0	48.953	125.6	46.357	114.7	2:20.509	76.06	9.898	11:17:27.667
4 -	44.716	103.5	48.605	124.9	44.897	115.3	2:18.218	77.32	7.607	11:19:45.885
5 -	42.933	107.5	47.300	126.1	43.810	115.7	2:14.043	79.73	3.432	11:21:59.928
6 -	42.218	108.9	46.581	126.6	43.702	115.5	2:12.501	80.66	1.890	11:24:12.429
7 -	41.933	108.7	46.601	124.2	43.798	115.1	2:12.332	80.76	1.721	11:26:24.761
8 -	42.093	109.8	46.342	124.9	43.360	115.7	2:11.795	81.09	1.184	11:28:36.556
9 -	<b>41.219</b>	<b>110.0</b>	46.270	124.5	43.493	115.5	2:10.982 (3)	81.59	0.371	11:30:47.538
10 -	41.399	<b>110.0</b>	46.467	124.9	43.335	116.1	2:11.201	81.46	0.590	11:32:58.739
11 -	41.276	108.0	<b>46.041</b>	<b>127.5</b>	43.294	115.3	<b>2:10.611 (1)</b>	<b>81.83</b>		<b>11:35:09.350</b>
12 -	41.569	108.2	46.755	124.2	43.251	116.1	2:11.575	81.23	0.964	11:37:20.925
13 -	41.272	108.5	46.338	124.9	<b>43.187</b>	<b>116.7</b>	2:10.797 (2)	81.71	0.186	11:39:31.722
14 -	41.836	85.9	51.542	118.7	45.164	115.9	2:18.542	77.14	7.931	11:41:50.264

P26 8 M3 TJ TOMS		Repli-Cast Moto 3 - Repli-Cast - Armstrong								
IDEAL LAP TIME : 2:10.846		BEST LAP TIME : 2:10.882			DIFFERENCE : 0.036					
LAP	SECTOR 1	SECTOR 2	SECTOR 3	LAP TIME	MPH	DIFF	TIME OF DAY			
1 -	OUTLAP	86.7	52.381	104.2	47.164	115.7	2:39.450	67.03	28.568	11:13:49.052
2 -	43.570	95.8	48.683	117.9	45.764	115.7	2:18.017	77.44	7.135	11:16:07.069
3 -	42.999	98.5	47.449	119.1	44.473	116.5	2:14.921	79.21	4.039	11:18:21.990

Weather / Track : Bright / Dry

Snetterton 300  
Circuit Length = 2.9689 miles  
Start: 11:10 Flag 11:40 End: 11:42

# MCRCB BULLETIN TK017

## 2015 MCE British Superbike Championship - Round 4

## 2015 HEL British Motostar Championship

### FREE PRACTICE - SECTOR ANALYSIS

SECTOR 1 = FL to I1, SECTOR 2 = I1 to I2, SECTOR 3 = I2 to FL, DIFF = Difference To Personal Best Lap

4 -	45.178	80.2	56.135	90.1	IN PIT		3:15.159	<b>P</b>	54.76	1:04.277	11:21:37.149
5 -	OUTLAP	99.2	48.184	118.7	45.311	115.7	2:25.424		73.49	14.542	11:24:02.573
6 -	42.155	103.0	46.630	120.0	44.348	115.9	2:13.133		80.28	2.251	11:26:15.706
7 -	41.790	105.6	46.731	121.7	44.791	115.9	2:13.312		80.17	2.430	11:28:29.018
8 -	41.370	106.1	46.495	123.8	44.524	116.1	2:12.389		80.73	1.507	11:30:41.407
9 -	41.357	<b>109.4</b>	46.668	125.2	43.972	<b>117.1</b>	2:11.997		80.97	1.115	11:32:53.404
10 -	41.222	108.2	<b>46.213</b>	<b>126.1</b>	<b>43.447</b>	116.7	<b>2:10.882</b>	<b>(1)</b>	<b>81.66</b>		<b>11:35:04.286</b>
11 -	<b>41.186</b>	104.6	46.238	125.4	44.064	<b>117.1</b>	2:11.488	<b>(2)</b>	81.28	0.606	11:37:15.774
12 -	41.471	108.5	46.224	123.8	44.087	116.1	2:11.782		81.10	0.900	11:39:27.556
13 -	41.254	105.8	46.487	124.0	43.905	115.5	2:11.646	<b>(3)</b>	81.18	0.764	11:41:39.202

#### P27 72 Cameron HORSMAN

EE125 - FAB-Racing

IDEAL LAP TIME : 2:10.922

BEST LAP TIME : 2:10.930

DIFFERENCE : 0.008

LAP	SECTOR 1	SECTOR 2	SECTOR 3	LAP TIME	MPH	DIFF	TIME OF DAY				
1 -	OUTLAP	73.5	51.131	102.2	48.155	116.3	2:33.749	69.51	22.819	11:12:42.425	
2 -	45.046	83.6	49.457	111.4	47.472	115.9	2:21.975	75.28	11.045	11:15:04.400	
3 -	43.825	89.4	48.189	119.4	46.656	115.5	2:18.670	77.07	7.740	11:17:23.070	
4 -	44.829	91.9	48.469	120.2	IN PIT		4:38.588	<b>P</b>	38.36	2:27.658	11:22:01.658
5 -	OUTLAP	90.4	48.384	121.3	45.526	114.7	2:21.391	75.59	10.461	11:24:23.049	
6 -	43.539	99.4	47.599	124.0	44.503	116.1	2:15.641	78.79	4.711	11:26:38.690	
7 -	43.107	98.2	47.276	125.6	44.853	115.1	2:15.236	79.03	4.306	11:28:53.926	
8 -	42.889	102.6	47.159	124.9	44.628	114.9	2:14.676	79.36	3.746	11:31:08.602	
9 -	42.890	101.0	46.948	124.2	43.987	115.7	2:13.825	79.86	2.895	11:33:22.427	
10 -	42.445	105.6	46.959	122.2	44.730	115.3	2:14.134	79.68	3.204	11:35:36.561	
11 -	41.906	105.0	46.298	125.9	44.412	114.5	2:12.616	<b>(3)</b>	80.59	1.686	11:37:49.177
12 -	41.529	<b>108.7</b>	46.372	125.2	<b>43.619</b>	<b>117.1</b>	2:11.520	<b>(2)</b>	81.26	0.590	11:40:00.697
13 -	<b>41.082</b>	107.2	<b>46.221</b>	<b>126.3</b>	43.627	114.9	<b>2:10.930</b>	<b>(1)</b>	<b>81.63</b>		<b>11:42:11.627</b>

#### P28 11 Stephen CAMPBELL

Honda - Campbell Racing

IDEAL LAP TIME : 2:10.725

BEST LAP TIME : 2:11.134

DIFFERENCE : 0.409

LAP	SECTOR 1	SECTOR 2	SECTOR 3	LAP TIME	MPH	DIFF	TIME OF DAY				
1 -	OUTLAP	82.3	51.912	109.6	48.087	111.8	2:34.523	69.16	23.389	11:13:49.194	
2 -	44.012	93.0	48.469	122.0	45.445	112.5	2:17.926	77.49	6.792	11:16:07.120	
3 -	42.743	107.0	47.159	122.6	44.477	112.5	2:14.379	79.53	3.245	11:18:21.499	
4 -	41.742	103.8	47.145	122.4	44.573	112.5	2:13.460	80.08	2.326	11:20:34.959	
5 -	41.434	107.8	46.671	122.9	44.205	112.2	2:12.310	80.78	1.176	11:22:47.269	
6 -	41.330	<b>109.2</b>	46.659	122.4	44.113	111.6	2:12.102	80.90	0.968	11:24:59.371	
7 -	41.400	104.2	46.472	123.3	44.083	<b>113.5</b>	2:11.955	80.99	0.821	11:27:11.326	
8 -	41.527	105.5	47.333	<b>124.5</b>	44.607	112.4	2:13.467	80.08	2.333	11:29:24.793	
9 -	<b>40.891</b>	107.0	46.841	122.4	43.727	112.7	2:11.459	81.30	0.325	11:31:36.252	
10 -	41.038	105.1	46.550	122.6	43.720	112.5	2:11.308	<b>(3)</b>	81.39	0.174	11:33:47.560
11 -	41.281	108.2	<b>46.181</b>	122.6	43.762	112.9	2:11.224	<b>(2)</b>	81.44	0.090	11:35:58.784
12 -	41.922	107.7	46.381	122.6	44.038	112.5	2:12.341	80.76	1.207	11:38:11.125	
13 -	41.102	107.3	46.379	122.4	<b>43.653</b>	113.3	<b>2:11.134</b>	<b>(1)</b>	<b>81.50</b>		<b>11:40:22.259</b>

#### P29 19 Aaron CLIFFORD

Honda - Cresswell Racing

IDEAL LAP TIME : 2:12.280

BEST LAP TIME : 2:12.405

DIFFERENCE : 0.125

LAP	SECTOR 1	SECTOR 2	SECTOR 3	LAP TIME	MPH	DIFF	TIME OF DAY				
1 -	OUTLAP	88.4	52.739	113.7	IN PIT		4:51.911	<b>P</b>	36.61	2:39.506	11:20:51.144
2 -	OUTLAP	96.0	51.391	103.8	48.336	109.1	2:31.123		70.72	18.718	11:23:22.267
3 -	44.376	101.9	48.819	118.9	46.356	110.7	2:19.551		76.58	7.146	11:25:41.818
4 -	44.119	103.0	48.829	120.2	46.019	111.8	2:18.967		76.91	6.562	11:28:00.785
5 -	43.330	105.0	47.787	120.6	45.334	113.1	2:16.451	<b>(3)</b>	78.32	4.046	11:30:17.236
6 -	42.422	104.3	47.109	110.7	45.923	112.5	2:15.454	<b>(2)</b>	78.90	3.049	11:32:32.690
7 -	41.970	104.0	47.755	<b>122.0</b>	IN PIT		3:40.555	<b>P</b>	48.45	1:28.150	11:36:13.245
8 -	OUTLAP	106.1	47.819	121.1	<b>43.794</b>	<b>115.1</b>	2:17.792		77.56	5.387	11:38:31.037
9 -	<b>41.494</b>	<b>107.8</b>	<b>46.992</b>	121.5	43.919	113.7	<b>2:12.405</b>	<b>(1)</b>	<b>80.72</b>		<b>11:40:43.442</b>

Weather / Track : Bright / Dry

# MCRCB BULLETIN TK017

## 2015 MCE British Superbike Championship - Round 4

### 2015 HEL British Motostar Championship

#### FREE PRACTICE - SECTOR ANALYSIS

SECTOR 1 = FL to I1, SECTOR 2 = I1 to I2, SECTOR 3 = I2 to FL, DIFF = Difference To Personal Best Lap

P30		13 M3		Sam BURMAN			Honda - WNT / Burman Racing				
IDEAL LAP TIME : 2:12.321		BEST LAP TIME : 2:12.655			DIFFERENCE : 0.334						
LAP	SECTOR 1	SECTOR 2		SECTOR 3		LAP TIME	MPH	DIFF	TIME OF DAY		
1 -	42.840	108.7	47.152	<b>128.5</b>	45.176	118.3	2:15.168	79.07	2.513	11:14:43.832	
2 -	42.444	107.3	47.836	125.6	45.629	118.3	2:15.909	78.64	3.254	11:16:59.741	
3 -	42.514	110.5	46.814	126.8	44.564	118.1	2:13.892	79.82	1.237	11:19:13.633	
4 -	43.106	111.2	50.242	115.5	IN PIT		3:03.103	<b>P</b> 58.37	50.448	11:22:16.736	
5 -	OUTLAP	105.3	47.969	125.4	45.182	117.5	2:22.624	74.93	9.969	11:24:39.360	
6 -	42.264	109.6	46.935	127.0	1:00.983	118.5	2:30.182	71.16	17.527	11:27:09.542	
7 -	42.613	108.9	47.526	121.1	45.642	118.3	2:15.781	78.71	3.126	11:29:25.323	
8 -	41.850	109.4	47.079	123.3	<b>44.067</b>	118.3	2:12.996	<b>(2)</b> 80.36	0.341	11:31:38.319	
9 -	41.995	110.9	48.022	115.7	46.813	117.7	2:16.830	78.11	4.175	11:33:55.149	
10 -	42.433	108.4	47.027	124.7	44.170	118.5	2:13.630	79.98	0.975	11:36:08.779	
11 -	<b>41.706</b>	<b>111.4</b>	<b>46.548</b>	126.1	44.401	116.9	<b>2:12.655</b>	<b>(1)</b> <b>80.57</b>		<b>11:38:21.434</b>	
12 -	41.795	108.5	46.759	125.4	44.728	118.3	2:13.282	<b>(3)</b> 80.19	0.627	11:40:34.716	

P31		24		Tasia RODINK			Honda - Promemo Racing				
IDEAL LAP TIME : 2:12.346		BEST LAP TIME : 2:12.688			DIFFERENCE : 0.342						
LAP	SECTOR 1	SECTOR 2		SECTOR 3		LAP TIME	MPH	DIFF	TIME OF DAY		
1 -	OUTLAP	90.0	50.117	105.5	IN PIT		6:10.130	<b>P</b> 28.87	3:57.442	11:16:20.467	
2 -	OUTLAP	99.5	48.534	123.1	45.788	113.5	2:24.340	74.04	11.652	11:18:44.807	
3 -	43.809	98.3	47.841	119.8	45.318	114.1	2:16.968	78.03	4.280	11:21:01.775	
4 -	43.745	98.9	48.144	110.7	IN PIT		10:20.513	<b>P</b> 17.22	8:07.825	11:31:22.288	
5 -	OUTLAP	98.2	47.767	126.3	44.537	114.9	2:23.890	74.27	11.202	11:33:46.178	
6 -	42.519	<b>106.8</b>	47.775	123.5	<b>44.006</b>	115.3	2:14.300	<b>(3)</b> 79.58	1.612	11:36:00.478	
7 -	42.668	101.6	46.666	<b>126.8</b>	44.403	<b>116.5</b>	2:13.737	<b>(2)</b> 79.91	1.049	11:38:14.215	
8 -	<b>41.680</b>	106.0	<b>46.660</b>	125.2	44.348	115.3	<b>2:12.688</b>	<b>(1)</b> <b>80.55</b>		<b>11:40:26.903</b>	

P32		34		Liam DELVES			Honda - Crucials Sauce / Banks Racing				
IDEAL LAP TIME : 2:12.473		BEST LAP TIME : 2:12.771			DIFFERENCE : 0.298						
LAP	SECTOR 1	SECTOR 2		SECTOR 3		LAP TIME	MPH	DIFF	TIME OF DAY		
1 -	OUTLAP	79.8	58.096	82.3	IN PIT		3:54.554	<b>P</b> 45.56	1:41.783	11:14:01.419	
2 -	OUTLAP	87.6	56.062	95.0	52.175	97.9	2:43.544	65.35	30.773	11:16:44.963	
3 -	47.799	89.0	51.400	97.6	49.048	110.3	2:28.247	72.09	15.476	11:19:13.210	
4 -	44.707	101.2	48.838	110.1	47.303	111.2	2:20.848	75.88	8.077	11:21:34.058	
5 -	44.198	98.3	48.300	115.9	45.382	112.2	2:17.880	77.51	5.109	11:23:51.938	
6 -	42.382	105.1	47.836	120.4	45.135	110.0	2:15.353	78.96	2.582	11:26:07.291	
7 -	43.480	106.5	47.094	120.6	45.320	110.1	2:15.894	78.65	3.123	11:28:23.185	
8 -	43.643	97.5	47.795	115.3	46.176	110.1	2:17.614	77.66	4.843	11:30:40.799	
9 -	43.153	105.0	47.219	121.1	44.724	111.4	2:15.096	79.11	2.325	11:32:55.895	
10 -	42.086	101.8	47.084	119.4	44.777	<b>112.9</b>	2:13.947	<b>(3)</b> 79.79	1.176	11:35:09.842	
11 -	<b>41.660</b>	<b>106.6</b>	46.972	<b>122.0</b>	<b>44.139</b>	111.8	<b>2:12.771</b>	<b>(1)</b> <b>80.50</b>		<b>11:37:22.613</b>	
12 -	41.684	106.3	<b>46.674</b>	117.1	44.430	111.4	2:12.788	<b>(2)</b> 80.48	0.017	11:39:35.401	
13 -	41.677	105.1	47.491	116.3	46.763	111.4	2:15.931	78.62	3.160	11:41:51.332	

P33		7		Jamie ASHBY			Honda - SP125 / JPA Racing				
IDEAL LAP TIME : 2:12.774		BEST LAP TIME : 2:12.856			DIFFERENCE : 0.082						
LAP	SECTOR 1	SECTOR 2		SECTOR 3		LAP TIME	MPH	DIFF	TIME OF DAY		
1 -	OUTLAP	84.6	56.575	89.2	52.802	85.9	2:46.803	64.07	33.947	11:13:05.755	
2 -	49.378	89.1	54.125	98.5	50.834	89.9	2:34.337	69.25	21.481	11:15:40.092	
3 -	47.665	94.2	52.240	106.8	48.197	99.2	2:28.102	72.16	15.246	11:18:08.194	
4 -	45.920	98.5	50.671	112.2	47.630	107.7	2:24.221	74.10	11.365	11:20:32.415	
5 -	44.053	100.6	49.403	120.4	IN PIT		4:14.599	<b>P</b> 41.98	2:01.743	11:24:47.014	
6 -	OUTLAP	103.2	48.760	121.5	46.700	113.3	2:23.479	74.49	10.623	11:27:10.493	
7 -	42.549	104.2	47.263	<b>126.6</b>	45.295	<b>114.7</b>	2:15.107	79.10	2.251	11:29:25.600	
8 -	42.328	106.0	47.898	120.6	44.596	112.7	2:14.822	79.27	1.966	11:31:40.422	
9 -	41.883	105.8	47.344	121.1	45.984	113.5	2:15.211	79.04	2.355	11:33:55.633	
10 -	42.619	105.5	47.176	124.0	44.128	112.4	2:13.923	<b>(3)</b> 79.80	1.067	11:36:09.556	
11 -	41.723	105.0	<b>47.049</b>	122.9	<b>44.084</b>	112.5	<b>2:12.856</b>	<b>(1)</b> <b>80.44</b>		<b>11:38:22.412</b>	
12 -	<b>41.641</b>	<b>106.1</b>	47.093	121.5	44.474	112.9	2:13.208	<b>(2)</b> 80.23	0.352	11:40:35.620	

Snetterton 300  
Circuit Length = 2.9689 miles  
Start: 11:10 Flag 11:40 End: 11:42

Weather / Track : Bright / Dry

# MCRCB BULLETIN TK017

## 2015 MCE British Superbike Championship - Round 4

### 2015 HEL British Motostar Championship

#### FREE PRACTICE - SECTOR ANALYSIS

SECTOR 1 = FL to I1, SECTOR 2 = I1 to I2, SECTOR 3 = I2 to FL, DIFF = Difference To Personal Best Lap

<b>P34 97 Adam MOORE</b>		KTM - Cresswell Racing								
IDEAL LAP TIME : 2:13.038		BEST LAP TIME : 2:13.234		DIFFERENCE : 0.196						
LAP	SECTOR 1	SECTOR 2	SECTOR 3	LAP TIME	MPH	DIFF	TIME OF DAY			
1 -	OUTLAP	74.1	53.151	105.3	47.929	<b>109.8</b>	2:36.575	68.26	23.341	11:15:39.144
2 -	45.130	103.0	49.098	110.9	45.647	108.9	2:19.875	76.41	6.641	11:17:59.019
3 -	44.017	102.4	48.189	117.5	45.894	107.8	2:18.100	77.39	4.866	11:20:17.119
4 -	43.711	100.3	47.599	117.5	45.114	108.7	2:16.424	78.34	3.190	11:22:33.543
5 -	42.195	<b>105.0</b>	47.580	117.5	45.310	108.0	2:15.085 (3)	79.12	1.851	11:24:48.628
6 -	42.848	104.5	47.538	117.1	45.103	107.5	2:15.489	78.88	2.255	11:27:04.117
7 -	43.469	101.8	47.412	116.5	44.739	108.9	2:15.620	78.80	2.386	11:29:19.737
8 -	43.003	103.5	47.336	115.7	IN PIT		5:27.511 P	32.63	3:14.277	11:34:47.248
9 -	OUTLAP	100.6	47.858	<b>118.1</b>	45.105	107.8	2:27.718	72.35	14.484	11:37:14.966
10 -	42.980	104.6	47.144	116.7	<b>44.052</b>	<b>109.8</b>	2:14.176 (2)	79.65	0.942	11:39:29.142
11 -	<b>41.995</b>	104.0	<b>46.991</b>	116.5	44.248	108.0	<b>2:13.234 (1)</b>	<b>80.22</b>		<b>11:41:42.376</b>

<b>P35 9 David WALES</b>		Honda - TAD Racing								
IDEAL LAP TIME : 2:14.847		BEST LAP TIME : 2:14.847		DIFFERENCE : 0.000						
LAP	SECTOR 1	SECTOR 2	SECTOR 3	LAP TIME	MPH	DIFF	TIME OF DAY			
1 -	OUTLAP	63.0	59.027	94.2	57.454	87.4	3:04.334	57.98	49.487	11:13:45.419
2 -	52.389	73.6	55.315	95.7	IN PIT		4:10.449 P	42.67	1:55.602	11:17:55.868
3 -	OUTLAP	95.5	49.295	116.5	IN PIT		15:32.549 P	11.46	13:17.702	11:33:28.417
4 -	OUTLAP	100.6	49.295	117.3	45.932	107.5	2:28.660	71.89	13.813	11:35:57.077
5 -	43.744	<b>103.0</b>	48.383	<b>118.3</b>	45.106	109.2	2:17.233 (2)	77.88	2.386	11:38:14.310
6 -	<b>42.375</b>	100.1	<b>47.643</b>	117.9	<b>44.829</b>	<b>111.1</b>	<b>2:14.847 (1)</b>	<b>79.26</b>		<b>11:40:29.157</b>

<b>P36 70 Ryan LONGSHAW</b>		Honda - RCD Motorsport								
IDEAL LAP TIME : 2:15.945		BEST LAP TIME : 2:16.795		DIFFERENCE : 0.850						
LAP	SECTOR 1	SECTOR 2	SECTOR 3	LAP TIME	MPH	DIFF	TIME OF DAY			
1 -	OUTLAP	104.2	48.758	123.5	46.325	<b>112.2</b>	2:25.277	73.57	8.482	11:13:58.412
2 -	42.199	<b>108.7</b>	49.002	<b>124.5</b>	<b>45.594</b>	111.6	<b>2:16.795 (1)</b>	<b>78.13</b>		<b>11:16:15.207</b>
3 -	<b>41.731</b>	108.5	51.942	121.3	46.649	105.5	2:20.322 (2)	76.16	3.527	11:18:35.529

<b>P37 4 Louis VALLELEY</b>		KTM - CM Racing								
IDEAL LAP TIME : 2:38.602		BEST LAP TIME :		DIFFERENCE :						
LAP	SECTOR 1	SECTOR 2	SECTOR 3	LAP TIME	MPH	DIFF	TIME OF DAY			
1 -	OUTLAP	77.2	<b>55.577</b>	<b>99.8</b>	<b>51.282</b>	<b>98.1</b>	2:46.635	64.14		11:12:53.839

**MCRCB BULLETIN TK018****2015 MCE British Superbike Championship - Round 4****2015 HEL British Motostar Championship****FREE PRACTICE - BEST SPEEDS**

POS	INTERMEDIATE 1			INTERMEDIATE 2			FINISH LINE		
	NO	NAME	MPH	NO	NAME	MPH	NO	NAME	MPH
1	95	DEROUE	118.1	6	TAYLOR	134.7	6	TAYLOR	125.9
2	52	BOERBOOM	116.1	95	DEROUE	133.6	95	DEROUE	125.4
3	26	SAEZ	115.1	27	POLDEN	133.1	52	BOERBOOM	125.2
4	77	PERSSON	114.3	26	SAEZ	132.6	26	SAEZ	123.3
5	71	BEINLICH	114.1	74	THOMPSON	132.1	27	POLDEN	123.3
6	98	DE VRIES	113.9	77	PERSSON	131.5	77	PERSSON	123.1
7	35	LODGE	113.3	71	BEINLICH	130.8	47	ARCHER	122.9
8	74	THOMPSON	113.1	86	NESBITT	130.8	20	MARKLUND	122.4
9	1	RENDELL	112.9	35	LODGE	130.5	71	BEINLICH	122.0
10	6	TAYLOR	112.7	47	ARCHER	130.3	86	NESBITT	121.7
11	42	SLOOTEN	112.7	52	BOERBOOM	130.3	35	LODGE	121.5
12	62	VAN DER VALK	112.5	13	BURMAN	128.5	74	THOMPSON	121.5
13	20	MARKLUND	112.0	2	THOMAS	128.0	98	DE VRIES	121.1
14	27	POLDEN	112.0	44	BEST	128.0	13	BURMAN	119.1
15	86	NESBITT	111.8	21	KERR	127.5	42	SLOOTEN	118.9
16	87	EDWARDS	111.8	24	RODINK	126.8	44	BEST	118.9
17	13	BURMAN	111.4	1	RENDELL	126.6	1	RENDELL	118.5
18	2	THOMAS	111.2	7	ASHBY	126.6	16	SAWFORD	118.1
19	25	BROUWERS	111.2	98	DE VRIES	126.6	62	VAN DER VALK	117.7
20	47	ARCHER	110.9	72	HORSMAN	126.3	2	THOMAS	117.3
21	44	BEST	110.5	8	TOMS	126.1	8	TOMS	117.1
22	21	KERR	110.0	87	EDWARDS	125.4	72	HORSMAN	117.1
23	8	TOMS	109.4	16	SAWFORD	125.2	21	KERR	116.7
24	17	JONKER	109.4	3	CLAYTON	124.9	17	JONKER	116.5
25	11	CAMPBELL	109.2	17	JONKER	124.7	24	RODINK	116.5
26	3	CLAYTON	108.9	65	OWENS	124.7	25	BROUWERS	115.9
27	16	SAWFORD	108.9	11	CAMPBELL	124.5	3	CLAYTON	115.3
28	70	LONGSHAW	108.7	42	SLOOTEN	124.5	19	CLIFFORD	115.1
29	72	HORSMAN	108.7	70	LONGSHAW	124.5	7	ASHBY	114.7
30	65	OWENS	108.5	62	VAN DER VALK	123.5	87	EDWARDS	114.3
31	19	CLIFFORD	107.8	25	BROUWERS	122.9	65	OWENS	113.7
32	24	RODINK	106.8	19	CLIFFORD	122.0	11	CAMPBELL	113.5
33	34	DELVES	106.6	34	DELVES	122.0	34	DELVES	112.9
34	7	ASHBY	106.1	20	MARKLUND	121.1	70	LONGSHAW	112.2
35	97	MOORE	105.0	9	WALES	118.3	9	WALES	111.1
36	9	WALES	103.0	97	MOORE	118.1	97	MOORE	109.8
37	4	VALLELEY	80.8	4	VALLELEY	99.8	4	VALLELEY	98.1

Weather / Track : Bright / Dry

Snetterton 300

Circuit Length = 2.9689 miles

Start: 11:10 Flag 11:40 End: 11:42

Results can be found at [www.tsl-timing.com](http://www.tsl-timing.com)

Printed - 11:45 Friday, 19 June 2015

# MCRCB BULLETIN TK019

## 2015 MCE British Superbike Championship - Round 4

### 2015 HEL British Motostar Championship

#### FREE PRACTICE - BEST SECTORS

SECTOR 1			SECTOR 2			SECTOR 3			IDEAL / BEST COMPARISON						
POS	NO	NAME	TIME	NO	NAME	TIME	NO	NAME	TIME	POS	NO	NAME	IDEAL	BEST	DIFF
													<b>PERFECT LAP</b>	<b>2:01.951</b>	
1	95	DEROUE	38.262	95	DEROUE	43.268	95	DEROUE	40.421	1	95	DEROUE	2:01.951	2:02.211	0.260
2	6	TAYLOR	38.455	6	TAYLOR	43.561	1	RENDELL	40.685	2	6	TAYLOR	2:03.032	2:03.283	0.251
3	1	RENDELL	38.674	71	BEINLICH	43.713	86	NESBITT	40.772	3	1	RENDELL	2:03.432	2:03.674	0.242
4	71	BEINLICH	38.751	86	NESBITT	43.837	26	SAEZ	40.928	4	86	NESBITT	2:03.440	2:03.605	0.165
5	86	NESBITT	38.831	77	PERSSON	43.889	6	TAYLOR	41.016	5	71	BEINLICH	2:03.485	2:03.828	0.343
6	35	LODGE	38.901	35	LODGE	43.920	71	BEINLICH	41.021	6	26	SAEZ	2:04.021	2:04.147	0.126
7	52	BOERBOOM	38.991	26	SAEZ	43.955	77	PERSSON	41.037	7	77	PERSSON	2:04.039	2:04.933	0.894
8	77	PERSSON	39.113	1	RENDELL	44.073	74	THOMPSON	41.272	8	35	LODGE	2:04.374	2:04.374	0.000
9	26	SAEZ	39.138	52	BOERBOOM	44.138	47	ARCHER	41.489	9	74	THOMPSON	2:04.827	2:05.105	0.278
10	47	ARCHER	39.252	47	ARCHER	44.192	35	LODGE	41.553	10	52	BOERBOOM	2:04.848	2:04.935	0.087
11	74	THOMPSON	39.269	74	THOMPSON	44.286	52	BOERBOOM	41.719	11	47	ARCHER	2:04.933	2:05.005	0.072
12	62	VAN DER VALK	39.617	98	DE VRIES	44.534	27	POLDEN	41.884	12	62	VAN DER VALK	2:06.394	2:06.394	0.000
13	98	DE VRIES	39.769	42	SLOOTEN	44.668	65	OWENS	41.991	13	98	DE VRIES	2:06.575	2:06.575	0.000
14	44	BEST	39.801	62	VAN DER VALK	44.681	42	SLOOTEN	42.086	14	27	POLDEN	2:06.685	2:06.688	0.003
15	2	THOMAS	39.846	27	POLDEN	44.786	62	VAN DER VALK	42.096	15	42	SLOOTEN	2:06.701	2:07.123	0.422
16	42	SLOOTEN	39.947	44	BEST	44.837	44	BEST	42.230	16	44	BEST	2:06.868	2:07.572	0.704
17	25	BROUWERS	39.991	2	THOMAS	44.906	98	DE VRIES	42.272	17	2	THOMAS	2:07.089	2:08.396	1.307
18	27	POLDEN	40.015	25	BROUWERS	45.031	25	BROUWERS	42.300	18	25	BROUWERS	2:07.322	2:07.322	0.000
19	20	MARKLUND	40.123	65	OWENS	45.181	2	THOMAS	42.337	19	65	OWENS	2:07.417	2:07.541	0.124
20	16	SAWFORD	40.225	17	JONKER	45.635	16	SAWFORD	42.577	20	16	SAWFORD	2:08.610	2:08.957	0.347
21	65	OWENS	40.245	87	EDWARDS	45.761	87	EDWARDS	42.730	21	20	MARKLUND	2:08.841	2:08.841	0.000
22	87	EDWARDS	40.863	16	SAWFORD	45.808	3	CLAYTON	42.809	22	87	EDWARDS	2:09.354	2:09.435	0.081
23	11	CAMPBELL	40.891	20	MARKLUND	45.814	20	MARKLUND	42.904	23	3	CLAYTON	2:09.724	2:10.282	0.558
24	17	JONKER	41.076	3	CLAYTON	45.836	17	JONKER	43.016	24	17	JONKER	2:09.727	2:09.831	0.104
25	3	CLAYTON	41.079	21	KERR	46.041	21	KERR	43.187	25	21	KERR	2:10.447	2:10.611	0.164
26	72	HORSMAN	41.082	11	CAMPBELL	46.181	8	TOMS	43.447	26	11	CAMPBELL	2:10.725	2:11.134	0.409
27	8	TOMS	41.186	8	TOMS	46.213	72	HORSMAN	43.619	27	8	TOMS	2:10.846	2:10.882	0.036
28	21	KERR	41.219	72	HORSMAN	46.221	11	CAMPBELL	43.653	28	72	HORSMAN	2:10.922	2:10.930	0.008
29	19	CLIFFORD	41.494	13	BURMAN	46.548	19	CLIFFORD	43.794	29	19	CLIFFORD	2:12.280	2:12.405	0.125
30	7	ASHBY	41.641	24	RODINK	46.660	24	RODINK	44.006	30	13	BURMAN	2:12.321	2:12.655	0.334
31	34	DELVES	41.660	34	DELVES	46.674	97	MOORE	44.052	31	24	RODINK	2:12.346	2:12.688	0.342
32	24	RODINK	41.680	97	MOORE	46.991	13	BURMAN	44.067	32	34	DELVES	2:12.473	2:12.771	0.298
33	13	BURMAN	41.706	19	CLIFFORD	46.992	7	ASHBY	44.084	33	7	ASHBY	2:12.774	2:12.856	0.082
34	70	LONGSHAW	41.731	7	ASHBY	47.049	34	DELVES	44.139	34	97	MOORE	2:13.038	2:13.234	0.196
35	97	MOORE	41.995	9	WALES	47.643	9	WALES	44.829	35	9	WALES	2:14.847	2:14.847	0.000
36	9	WALES	42.375	70	LONGSHAW	48.620	70	LONGSHAW	45.594	36	70	LONGSHAW	2:15.945	2:16.795	0.850
37	4	VALLELEY	51.743	4	VALLELEY	55.577	4	VALLELEY	51.282	37	4	VALLELEY	2:38.602		

Weather / Track : Bright / Dry

Results can be found at [www.tsl-timing.com](http://www.tsl-timing.com)

Snetterton 300

Circuit Length = 2.9689 miles

Start: 11:10 Flag 11:40 End: 11:42

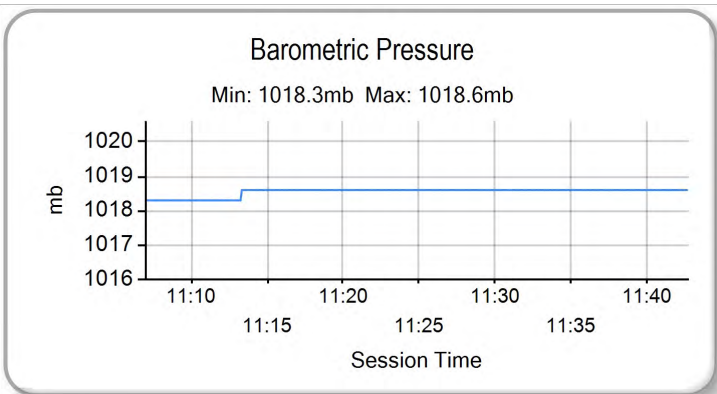
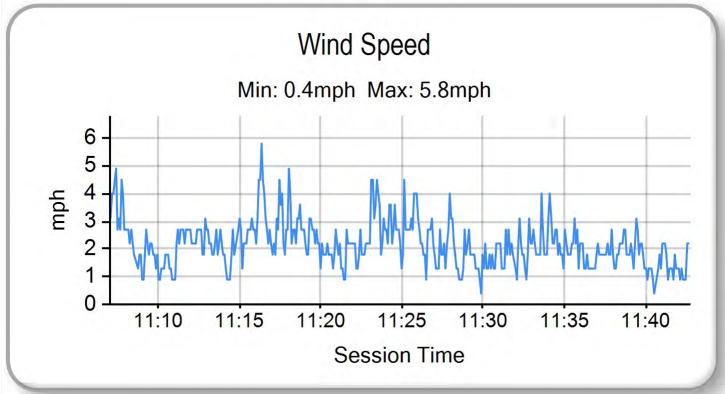
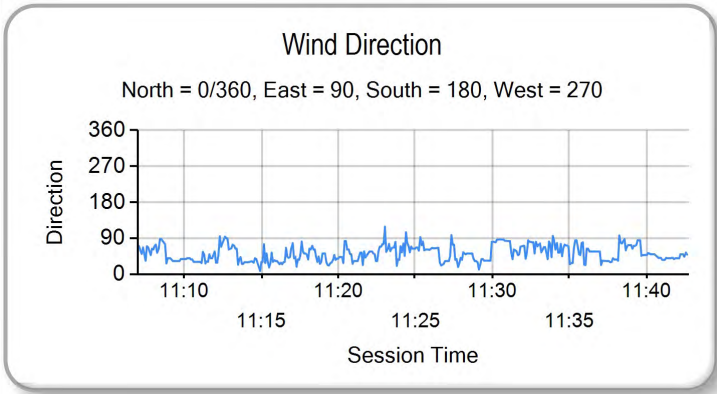
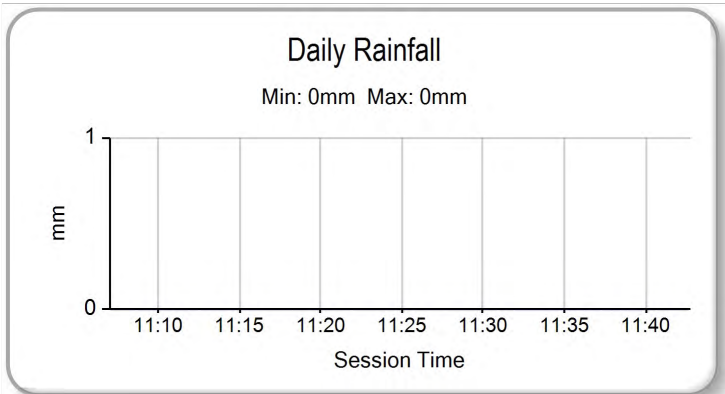
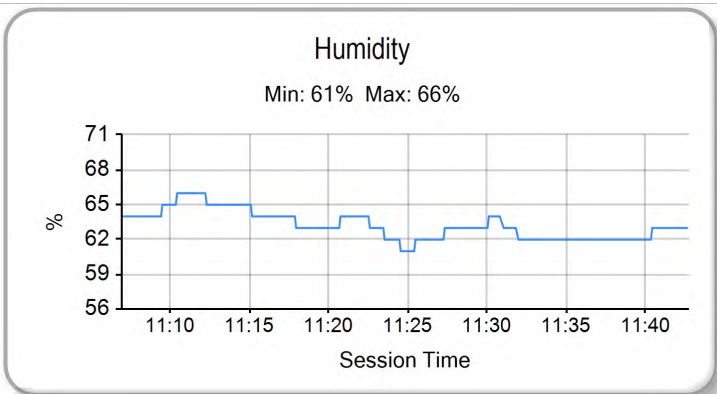
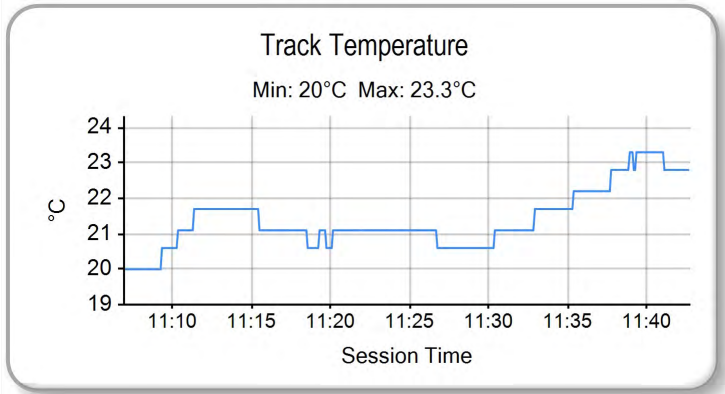
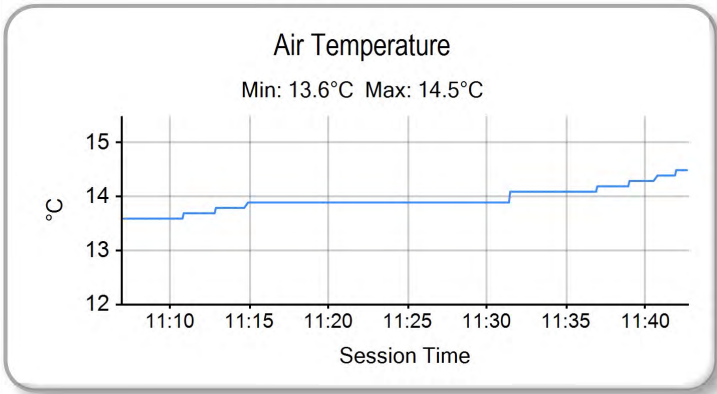
Printed - 11:46 Friday, 19 June 2015

# MCRCB BULLETIN TK020

## 2015 MCE British Superbike Championship - Round 4

### 2015 HEL British Motostar Championship

#### FREE PRACTICE - WEATHER CONDITIONS



Weather / Track : Bright / Dry

Results can be found at [www.tsl-timing.com](http://www.tsl-timing.com)

Snetterton 300  
Circuit Length = 2.9689 miles  
Start: 11:10 Flag 11:40 End: 11:42

Printed - 11:46 Friday, 19 June 2015





POS	NO	CL	PIC NAME	ENTRY	TIME	ON	LAPS	GAP	DIFF	MPH
1	95	M3	1 Scott DEROUÉ	KTM - Redline KTM	2:00.966	11	13			88.35
2	1	M3	2 Edward RENDELL	Ten Kate Honda - Banks Racing	2:01.933	12	14	0.967	0.967	87.65
3	6	M3	3 Taz TAYLOR	KTM - RS Racing	2:02.147	15	15	1.181	0.214	87.50
4	26	M3	4 Dani SAEZ	Repli-Cast Moto 3 - Repli-Cast - Armstrong	2:02.209	9	15	1.243	0.062	87.45
5	35	M3	5 Elliot LODGE	Honda - Essential Team Racing / SP125	2:02.630	14	14	1.664	0.421	87.15
6	52	M3	6 Jorel BOERBOOM	Kalex KTM - FPW Racing	2:03.064	15	15	2.098	0.434	86.84
7	86	M3	7 Charlie NESBITT	Repli-Cast Moto 3 - Repli-Cast UK	2:03.159	12	13	2.193	0.095	86.78
8	77	M3	8 Alex PERSSON	Kalex KTM - PWR / FPW Racing	2:03.396	14	15	2.430	0.237	86.61
9	27	M3	9 Georgina POLDEN	KTM - RS Racing	2:03.616	13	13	2.650	0.220	86.46
10	74	M3	10 Joseph THOMPSON	Repli-Cast Moto 3 - Repli-Cast UK	2:03.718	9	14	2.752	0.102	86.39
11	47	M3	11 Jake ARCHER	Honda - RS Racing	2:03.827	6	14	2.861	0.109	86.31
12	25	M3	12 Mike BROUWERS	Honda - Joma / Brouwersracingteam	2:04.739	14	14	3.773	0.912	85.68
13	44	M3	13 Edmund BEST	Honda - SymCirrus Motorsport	2:05.143	8	15	4.177	0.404	85.40
14	98	M3	14 Tomas DE VRIES	Honda - DAT Racing	2:05.332	7	14	4.366	0.189	85.27
15	71	M3	15 Christoph BEINLICH	Honda - Beinlich Racing Team	2:05.332	2	2	4.366	0.000	85.27
16	62	M3	16 Vasco VAN DER VALK	Honda - Team ILR / Vasco02.nl	2:05.426	5	14	4.460	0.094	85.21
17	42	M3	17 Brian SLOOTEN	Honda - Bakker Frames Holland	2:05.448	5	14	4.482	0.022	85.19
18	2	M3	18 Joe THOMAS	Honda - Team ILR	2:05.571	13	13	4.605	0.123	85.11
19	20	M3	19 Joel MARKLUND	Honda - Marklund Solutions	2:06.405	14	15	5.439	0.834	84.55
20	65		1 Josh OWENS	Honda - JPL Racing	2:06.470	7	8	5.504	0.065	84.51
21	16		2 Andrew SAWFORD	Aprilia - St Neots Motorcycle Co Ltd	2:07.354	11	14	6.388	0.884	83.92
22	19		3 Aaron CLIFFORD	Honda - Cresswell Racing	2:07.625	10	12	6.659	0.271	83.74
23	3		4 Mark CLAYTON	Honda - SP125 / Refined Recruitment	2:07.980	12	14	7.014	0.355	83.51
24	87		5 Jamie EDWARDS	Nykos - Kinpac Racing	2:08.326	11	13	7.360	0.346	83.28
25	11		6 Stephen CAMPBELL	Honda - Campbell Racing	2:08.670	14	15	7.704	0.344	83.06
26	17		7 Wesley JONKER	Luyten Honda - Racing Family	2:08.704	15	15	7.738	0.034	83.04
27	21	M3	20 Richard KERR	Honda - Bob Wylie Racing	2:08.833	13	15	7.867	0.129	82.96
28	70		8 Ryan LONGSHAW	Honda - RCD Motorsport	2:08.845	13	15	7.879	0.012	82.95
29	8	M3	21 TJ TOMS	Repli-Cast Moto 3 - Repli-Cast - Armstrong	2:09.567	7	15	8.601	0.722	82.49
30	13	M3	22 Sam BURMAN	Honda - WNT / Burman Racing	2:09.873	7	14	8.907	0.306	82.29
31	7		9 Jamie ASHBY	Honda - SP125 / JPA Racing	2:09.965	12	15	8.999	0.092	82.23
32	34		10 Liam DELVES	Honda - Crucials Sauce / Banks Racing	2:10.571	13	15	9.605	0.606	81.85
33	97		11 Adam MOORE	KTM - Cresswell Racing	2:10.690	11	14	9.724	0.119	81.78
34	24		12 Tasia RODINK	Honda - Promemo Racing	2:10.849	7	13	9.883	0.159	81.68

QUALIFYING LAPTIME (110.0% of 2:00.966) = 2:13.062

35	9		13 David WALES	Honda - TAD Racing	2:14.535	6	6	13.569	3.686	79.44
36	72		14 Cameron HORSMAN	EE125 - FAB-Racing			1			
37	4		15 Louis VALLELEY	KTM - CM Racing			1			

Snetterton 300

Circuit Length = 2.9689 miles

Start: 16:10 Flag 16:46 End: 16:49

Weather / Track : Bright / Dry

These results are provisional until the conclusion of any judicial and technical matters.

Race Director :	Stewards :	Timekeeper :

Results can be found at [www.britishsuperbike.com](http://www.britishsuperbike.com)

Printed - 16:49 Friday, 19 June 2015

# MCRCB BULLETIN TK053

## 2015 MCE British Superbike Championship - Round 4

### 2015 HEL British Motostar Championship

#### QUALIFYING 1 - SECTOR ANALYSIS

SECTOR 1 = FL to I1, SECTOR 2 = I1 to I2, SECTOR 3 = I2 to FL, DIFF = Difference To Personal Best Lap

P1		95 M3		Scott DEROUE		KTM - Redline KTM				
IDEAL LAP TIME : 2:00.854		BEST LAP TIME : 2:00.966		DIFFERENCE : 0.112						
LAP	SECTOR 1		SECTOR 2		SECTOR 3		LAP TIME	MPH	DIFF	TIME OF DAY
1 -	38.814	114.7	44.013	<b>135.8</b>	40.981	122.9	2:03.808	86.32	2.842	16:14:23.109
2 -	38.505	118.7	43.550	135.2	40.247	122.6	2:02.302	87.39	1.336	16:16:25.411
3 -		114.3	43.888	135.2	41.071	122.2	9:49.328	18.13	7:48.362	16:26:14.739
4 -	38.443	116.9	43.510	135.0	40.472	123.1	2:02.425	87.30	1.459	16:28:17.164
5 -	38.168	117.3	43.025	135.0	40.082	122.9	2:01.275 (3)	88.13	0.309	16:30:18.439
6 -	38.197	118.1	43.125	135.2	<b>40.059</b>	122.6	2:01.381	88.05	0.415	16:32:19.820
7 -	38.307	117.1	43.237	135.0	40.156	122.6	2:01.700	87.82	0.734	16:34:21.520
8 -	45.357	101.5	48.974	123.8	42.636	123.3	2:16.967	78.03	16.001	16:36:38.487
9 -	38.100	117.7	<b>42.824</b>	135.0	40.210	122.9	2:01.134 (2)	88.23	0.168	16:38:39.621
10 -	44.306	102.4	46.417	124.7	41.819	123.8	2:12.542	80.63	11.576	16:40:52.163
<b>11 -</b>	<b>37.971</b>	<b>118.9</b>	42.848	<b>135.8</b>	40.147	123.3	<b>2:00.966 (1)</b>	<b>88.35</b>		<b>16:42:53.129</b>
12 -	40.254	113.5	44.225	110.7	41.759	124.0	2:06.238	84.66	5.272	16:44:59.367
13 -	38.097	118.3	42.977	135.5	40.301	123.5	2:01.375	88.05	0.409	16:47:00.742

P2		1 M3		Edward RENDELL		Ten Kate Honda - Banks Racing				
IDEAL LAP TIME : 2:01.933		BEST LAP TIME : 2:01.933		DIFFERENCE : 0.000						
LAP	SECTOR 1		SECTOR 2		SECTOR 3		LAP TIME	MPH	DIFF	TIME OF DAY
1 -	OUTLAP	101.2	47.439	114.7	IN PIT		2:48.881 P	63.28	46.948	16:13:34.595
2 -	OUTLAP	110.5	44.663	130.0	41.489	117.3	2:08.121	83.42	6.188	16:15:42.716
3 -	38.861	114.7	44.082	130.0	IN PIT		8:51.121 P	20.12	6:49.188	16:24:33.837
4 -	OUTLAP	111.4	44.468	129.8	41.231	119.6	2:08.602	83.10	6.669	16:26:42.439
5 -	39.909	112.7	43.711	130.3	41.202	119.6	2:04.822	85.62	2.889	16:28:47.261
6 -	38.658	114.7	43.553	<b>130.5</b>	41.239	118.3	2:03.450	86.57	1.517	16:30:50.711
7 -	39.226	114.9	44.172	<b>130.5</b>	IN PIT		2:35.811 P	68.59	33.878	16:33:26.522
8 -	OUTLAP	113.5	43.831	130.3	41.050	118.5	2:06.269	84.64	4.336	16:35:32.791
9 -	38.945	112.9	43.375	130.3	40.577	118.5	2:02.897	86.96	0.964	16:37:35.688
10 -	38.605	113.9	43.511	130.0	40.929	117.5	2:03.045	86.86	1.112	16:39:38.733
11 -	38.246	114.9	43.692	129.3	40.922	<b>119.8</b>	2:02.860	86.99	0.927	16:41:41.593
<b>12 -</b>	<b>38.180</b>	<b>115.1</b>	<b>43.194</b>	130.3	<b>40.559</b>	117.7	<b>2:01.933 (1)</b>	<b>87.65</b>		<b>16:43:43.526</b>
13 -	38.559	114.3	43.320	129.0	40.733	117.9	2:02.612 (3)	87.16	0.679	16:45:46.138
14 -	38.437	114.5	43.330	129.5	40.647	117.3	2:02.414 (2)	87.31	0.481	16:47:48.552

P3		6 M3		Taz TAYLOR		KTM - RS Racing				
IDEAL LAP TIME : 2:01.947		BEST LAP TIME : 2:02.147		DIFFERENCE : 0.200						
LAP	SECTOR 1		SECTOR 2		SECTOR 3		LAP TIME	MPH	DIFF	TIME OF DAY
1 -	OUTLAP	110.0	46.438	131.3	42.914	125.4	2:15.353	78.96	13.206	16:12:18.027
2 -	39.736	107.8	44.730	<b>136.9</b>	41.732	126.8	2:06.198	84.69	4.051	16:14:24.225
3 -	38.930	117.1	43.884	<b>136.9</b>	42.406	124.7	2:05.220	85.35	3.073	16:16:29.445
4 -	38.699	113.7	53.220	99.2	IN PIT		7:46.638 P	22.90	5:44.491	16:24:16.083
5 -	OUTLAP	104.0	46.240	124.9	42.718	125.9	2:13.783	79.89	11.636	16:26:29.866
6 -	39.911	110.1	44.574	<b>136.9</b>	41.849	125.9	2:06.334	84.60	4.187	16:28:36.200
7 -	39.012	111.4	43.798	135.2	41.662	124.7	2:04.472	85.86	2.325	16:30:40.672
8 -	38.843	110.0	43.742	135.8	40.694	124.0	2:03.279	86.69	1.132	16:32:43.951
9 -	<b>38.401</b>	112.5	43.610	135.0	41.326	124.9	2:03.337	86.65	1.190	16:34:47.288
10 -	38.658	111.1	43.349	136.3	41.012	124.0	2:03.019	86.88	0.872	16:36:50.307
11 -	38.412	112.0	43.294	136.6	40.556	124.7	2:02.262 (2)	87.41	0.115	16:38:52.569
12 -	38.534	<b>117.9</b>	43.424	132.8	41.242	124.9	2:03.200	86.75	1.053	16:40:55.769
13 -	39.152	109.4	43.318	135.5	40.556	126.1	2:03.026	86.87	0.879	16:42:58.795
14 -	38.644	110.7	43.035	<b>136.9</b>	40.858	<b>128.5</b>	2:02.537 (3)	87.22	0.390	16:45:01.332
<b>15 -</b>	38.601	112.7	<b>43.032</b>	136.1	<b>40.514</b>	125.4	<b>2:02.147 (1)</b>	<b>87.50</b>		<b>16:47:03.479</b>

P4		26 M3		Dani SAEZ		Repli-Cast Moto 3 - Repli-Cast - Armstrong				
IDEAL LAP TIME : 2:01.744		BEST LAP TIME : 2:02.209		DIFFERENCE : 0.465						
LAP	SECTOR 1		SECTOR 2		SECTOR 3		LAP TIME	MPH	DIFF	TIME OF DAY
1 -	OUTLAP	102.9	45.788	130.8	42.608	121.3	2:15.609	78.81	13.400	16:12:20.060
2 -	39.407	115.3	43.700	132.3	40.814	120.9	2:03.921	86.24	1.712	16:14:23.981
3 -	39.391	<b>116.9</b>	44.007	<b>133.9</b>	41.426	118.3	2:04.824	85.62	2.615	16:16:28.805

Snetterton 300

Circuit Length = 2.9689 miles

Start: 16:10 Flag 16:46 End: 16:49

Weather / Track : Bright / Dry



# MCRCB BULLETIN TK053

## 2015 MCE British Superbike Championship - Round 4

### 2015 HEL British Motostar Championship

#### QUALIFYING 1 - SECTOR ANALYSIS

SECTOR 1 = FL to I1, SECTOR 2 = I1 to I2, SECTOR 3 = I2 to FL, DIFF = Difference To Personal Best Lap

10 -	39.058	112.5	44.509	129.8	41.443	117.3	2:05.010	85.49	1.851	16:40:50.832
11 -	38.899	114.7	43.527	129.3	41.039	118.7	2:03.465 (3)	86.56	0.306	16:42:54.297
12 -	38.728	114.3	43.746	129.0	<b>40.685</b>	118.7	<b>2:03.159 (1)</b>	<b>86.78</b>		<b>16:44:57.456</b>
13 -	<b>38.689</b>	114.3	<b>43.385</b>	129.0	41.560	<b>119.8</b>	2:03.634	86.44	0.475	16:47:01.090

P8		77 M3		Alex PERSSON		Kalex KTM - PWR / FPW Racing				
IDEAL LAP TIME : 2:03.123		BEST LAP TIME : 2:03.396		DIFFERENCE : 0.273						
LAP	SECTOR 1		SECTOR 2		SECTOR 3		LAP TIME	MPH	DIFF	TIME OF DAY
1 -	OUTLAP	103.2	46.053	132.1	42.845	122.4	2:15.807	78.70	12.411	16:12:35.929
2 -	39.508	112.5	44.195	133.1	41.548	121.3	2:05.251	85.33	1.855	16:14:41.180
3 -	39.065	111.4	45.029	128.8	42.078	121.5	2:06.172	84.71	2.776	16:16:47.352
4 -	39.817	100.4	46.789	120.2	IN PIT		7:20.539 P	24.26	5:17.143	16:24:07.891
5 -	OUTLAP	106.0	45.267	127.0	41.576	120.6	2:13.922	79.80	10.526	16:26:21.813
6 -	39.892	112.0	43.749	134.7	41.461	121.7	2:05.102	85.43	1.706	16:28:26.915
7 -	39.047	<b>113.3</b>	44.154	133.4	40.963	122.6	2:04.164	86.08	0.768	16:30:31.079
8 -	38.983	110.0	43.873	133.1	41.255	<b>123.3</b>	2:04.111	86.11	0.715	16:32:35.190
9 -	<b>38.778</b>	112.0	43.810	133.1	40.874	122.0	2:03.462 (2)	86.56	0.066	16:34:38.652
10 -	38.974	109.8	43.756	132.8	40.872	121.7	2:03.602 (3)	86.47	0.206	16:36:42.254
11 -	38.941	110.0	43.777	135.0	41.347	<b>123.3</b>	2:04.065	86.14	0.669	16:38:46.319
12 -	39.590	109.1	44.908	130.8	42.215	122.4	2:06.713	84.34	3.317	16:40:53.032
13 -	38.938	111.4	43.816	132.6	40.949	121.5	2:03.703	86.40	0.307	16:42:56.735
14 -	39.051	112.9	<b>43.581</b>	132.6	<b>40.764</b>	121.5	<b>2:03.396 (1)</b>	<b>86.61</b>		<b>16:45:00.131</b>
15 -	38.829	113.1	44.492	<b>135.5</b>	41.127	121.7	2:04.448	85.88	1.052	16:47:04.579

P9		27 M3		Georgina POLDEN		KTM - RS Racing				
IDEAL LAP TIME : 2:03.132		BEST LAP TIME : 2:03.616		DIFFERENCE : 0.484						
LAP	SECTOR 1		SECTOR 2		SECTOR 3		LAP TIME	MPH	DIFF	TIME OF DAY
1 -	40.426	105.0	44.981	134.2	42.072	122.4	2:07.479	83.84	3.863	16:14:26.155
2 -	39.356	106.0	44.375	133.9	41.681	122.2	2:05.412	85.22	1.796	16:16:31.567
3 -	39.178	111.6	51.252	102.7	IN PIT		7:33.571 P	23.56	5:29.955	16:24:05.138
4 -	OUTLAP	101.2	44.305	135.0	41.385	124.0	2:10.863	81.67	7.247	16:26:16.001
5 -	39.110	<b>113.3</b>	43.716	<b>135.2</b>	41.087	123.1	2:03.913 (2)	86.25	0.297	16:28:19.914
6 -	<b>38.798</b>	111.8	43.567	131.3	41.552	123.5	2:03.917 (3)	86.25	0.301	16:30:23.831
7 -	39.241	106.5	44.138	132.1	41.133	122.9	2:04.512	85.83	0.896	16:32:28.343
8 -	39.740	106.6	44.413	130.8	IN PIT		4:03.556 P	43.88	1:59.940	16:36:31.899
9 -	OUTLAP	109.1	45.087	126.3	41.798	122.9	2:14.405	79.52	10.789	16:38:46.304
10 -	39.332	106.0	44.272	132.6	42.981	122.6	2:06.585	84.43	2.969	16:40:52.889
11 -	39.018	106.6	44.386	133.9	41.039	<b>124.2</b>	2:04.443	85.88	0.827	16:42:57.332
12 -	39.289	107.5	43.643	134.4	<b>41.038</b>	123.8	2:03.970	86.21	0.354	16:45:01.302
13 -	38.901	112.5	<b>43.296</b>	134.4	41.419	123.5	<b>2:03.616 (1)</b>	<b>86.46</b>		<b>16:47:04.918</b>

P10		74 M3		Joseph THOMPSON		Repli-Cast Moto 3 - Repli-Cast UK				
IDEAL LAP TIME : 2:03.349		BEST LAP TIME : 2:03.718		DIFFERENCE : 0.369						
LAP	SECTOR 1		SECTOR 2		SECTOR 3		LAP TIME	MPH	DIFF	TIME OF DAY
1 -	40.341	106.3	44.848	128.8	41.835	120.6	2:07.024	84.14	3.306	16:14:24.976
2 -	39.278	<b>114.3</b>	44.348	130.0	41.534	120.9	2:05.160	85.39	1.442	16:16:30.136
3 -	39.008	113.5	50.902	119.6	IN PIT		7:37.575 P	23.35	5:33.857	16:24:07.711
4 -	OUTLAP	110.3	45.215	132.6	41.946	118.5	2:12.522	80.65	8.804	16:26:20.233
5 -	39.103	112.2	44.235	131.8	41.208	119.8	2:04.546	85.81	0.828	16:28:24.779
6 -	38.970	113.1	44.127	132.3	41.392	<b>121.5</b>	2:04.489	85.85	0.771	16:30:29.268
7 -	39.163	113.7	44.296	130.0	41.184	118.9	2:04.643	85.74	0.925	16:32:33.911
8 -	38.915	113.5	43.993	131.0	41.074	119.8	2:03.982 (2)	86.20	0.264	16:34:37.893
9 -	39.106	112.0	<b>43.706</b>	132.1	<b>40.906</b>	121.1	<b>2:03.718 (1)</b>	<b>86.39</b>		<b>16:36:41.611</b>
10 -	38.786	112.0	44.302	131.0	41.562	120.6	2:04.650	85.74	0.932	16:38:46.261
11 -	39.113	112.0	44.489	<b>133.4</b>	42.409	119.6	2:06.011	84.81	2.293	16:40:52.272
12 -	38.819	113.7	43.968	131.3	41.464	119.4	2:04.251	86.02	0.533	16:42:56.523
13 -	38.857	112.4	43.976	131.3	41.233	120.0	2:04.066	86.14	0.348	16:45:00.589
14 -	<b>38.737</b>	<b>114.3</b>	43.827	131.3	41.499	121.1	2:04.063 (3)	86.15	0.345	16:47:04.652

Weather / Track : Bright / Dry

Snetterton 300  
Circuit Length = 2.9689 miles  
Start: 16:10 Flag 16:46 End: 16:49

# MCRCB BULLETIN TK053

## 2015 MCE British Superbike Championship - Round 4

### 2015 HEL British Motostar Championship

#### QUALIFYING 1 - SECTOR ANALYSIS

SECTOR 1 = FL to I1, SECTOR 2 = I1 to I2, SECTOR 3 = I2 to FL, DIFF = Difference To Personal Best Lap

P11 47 M3 Jake ARCHER		Honda - RS Racing								
IDEAL LAP TIME : 2:03.496		BEST LAP TIME : 2:03.827			DIFFERENCE : 0.331					
LAP	SECTOR 1	SECTOR 2		SECTOR 3		LAP TIME	MPH	DIFF	TIME OF DAY	
1 -	OUTLAP	96.8	46.121	126.6	43.613	121.5	2:18.378	77.23	14.551	16:12:22.447
2 -	39.834	111.4	44.503	129.5	41.794	<b>123.5</b>	2:06.131	84.73	2.304	16:14:28.578
3 -	39.401	112.2	44.280	131.5	41.560	<b>123.5</b>	2:05.241	85.34	1.414	16:16:33.819
4 -		109.1	44.870	131.5	42.023	121.1	9:41.059	18.39	7:37.232	16:26:14.878
5 -	39.168	111.8	43.812	<b>132.6</b>	41.191	120.9	2:04.171	86.07	0.344	16:28:19.049
6 -	38.917	110.0	43.709	131.3	41.201	120.2	<b>2:03.827 (1)</b>	<b>86.31</b>		<b>16:30:22.876</b>
7 -	38.979	110.0	44.529	122.4	41.262	120.9	2:04.770	85.66	0.943	16:32:27.646
8 -	38.997	111.4	43.736	131.5	<b>41.155</b>	120.6	2:03.888 (3)	86.27	0.061	16:34:31.534
9 -	38.918	<b>113.5</b>	<b>43.549</b>	131.5	41.406	120.0	2:03.873 (2)	86.28	0.046	16:36:35.407
10 -	39.315	101.5	46.452	131.8	41.362	120.4	2:07.129	84.07	3.302	16:38:42.536
11 -	43.530	84.8	46.513	120.9	IN PIT		3:25.591 P	51.98	1:21.764	16:42:08.127
12 -	OUTLAP	112.4	43.927	131.8	42.191	121.5	2:08.299	83.30	4.472	16:44:16.426
13 -	38.930	113.1	43.771	132.1	41.325	122.2	2:04.026	86.17	0.199	16:46:20.452
14 -	<b>38.792</b>	112.4	44.880	132.1	41.377	121.5	2:05.049	85.47	1.222	16:48:25.501

P12 25 M3 Mike BROUWERS		Honda - Joma / Brouwersracingteam								
IDEAL LAP TIME : 2:04.739		BEST LAP TIME : 2:04.739			DIFFERENCE : 0.000					
LAP	SECTOR 1	SECTOR 2		SECTOR 3		LAP TIME	MPH	DIFF	TIME OF DAY	
1 -	OUTLAP	101.8	46.372	<b>129.0</b>	42.964	<b>117.9</b>	2:17.598	77.67	12.859	16:12:20.182
2 -	40.435	111.2	44.809	127.8	41.990	116.7	2:07.234	84.00	2.495	16:14:27.416
3 -	39.774	<b>112.5</b>	45.168	<b>129.0</b>	41.963	117.5	2:06.905	84.22	2.166	16:16:34.321
4 -	39.797	109.8	56.626	101.8	IN PIT		7:31.643 P	23.66	5:26.904	16:24:05.964
5 -	OUTLAP	107.3	45.755	128.0	43.522	116.1	2:15.165	79.07	10.426	16:26:21.129
6 -	40.688	109.2	45.136	128.8	42.561	115.9	2:08.385	83.25	3.646	16:28:29.514
7 -	40.017	110.1	45.169	127.3	IN PIT		5:23.413 P	33.04	3:18.674	16:33:52.927
8 -	OUTLAP	100.6	46.736	125.9	42.645	113.3	2:16.527	78.28	11.788	16:36:09.454
9 -	40.489	109.2	45.012	126.3	41.800	113.9	2:07.301	83.95	2.562	16:38:16.755
10 -	39.874	108.2	44.647	127.0	41.455	115.3	2:05.976	84.84	1.237	16:40:22.731
11 -	39.502	110.5	44.405	127.0	41.428	114.9	2:05.335 (2)	85.27	0.596	16:42:28.066
12 -	40.483	110.1	44.725	126.1	41.727	115.3	2:06.935	84.20	2.196	16:44:35.001
13 -	39.574	109.2	44.745	125.6	41.324	116.9	2:05.643 (3)	85.06	0.904	16:46:40.644
14 -	<b>39.376</b>	112.0	<b>44.127</b>	128.3	<b>41.236</b>	116.1	<b>2:04.739 (1)</b>	<b>85.68</b>		<b>16:48:45.383</b>

P13 44 M3 Edmund BEST		Honda - SymCirus Motorsport								
IDEAL LAP TIME : 2:04.957		BEST LAP TIME : 2:05.143			DIFFERENCE : 0.186					
LAP	SECTOR 1	SECTOR 2		SECTOR 3		LAP TIME	MPH	DIFF	TIME OF DAY	
1 -	OUTLAP	103.5	46.894	128.5	42.527	<b>120.9</b>	2:17.941	77.48	12.798	16:12:23.067
2 -	40.927	103.4	44.960	128.3	42.437	117.5	2:08.324	83.28	3.181	16:14:31.391
3 -	40.197	109.1	44.800	127.8	42.130	117.5	2:07.127	84.07	1.984	16:16:38.518
4 -	39.809	96.5	56.830	93.5	IN PIT		7:28.831 P	23.81	5:23.688	16:24:07.349
5 -	OUTLAP	108.9	45.132	<b>128.8</b>	42.057	117.3	2:12.250	80.81	7.107	16:26:19.599
6 -	39.414	<b>112.0</b>	44.613	<b>128.8</b>	41.758	118.7	2:05.785	84.97	0.642	16:28:25.384
7 -	<b>39.372</b>	107.0	44.557	128.0	41.828	117.9	2:05.757 (2)	84.98	0.614	16:30:31.141
8 -	39.558	107.3	<b>44.377</b>	<b>128.8</b>	<b>41.208</b>	119.6	<b>2:05.143 (1)</b>	<b>85.40</b>		<b>16:32:36.284</b>
9 -	39.495	109.1	44.786	128.3	41.544	118.1	2:05.825	84.94	0.682	16:34:42.109
10 -	39.649	107.2	44.444	128.3	41.668	116.5	2:05.761 (3)	84.98	0.618	16:36:47.870
11 -	39.950	109.1	44.520	128.0	41.559	117.1	2:06.029	84.80	0.886	16:38:53.899
12 -	39.570	110.0	44.658	126.8	42.194	117.1	2:06.422	84.54	1.279	16:41:00.321
13 -	39.958	107.8	44.862	127.3	42.025	117.5	2:06.845	84.26	1.702	16:43:07.166
14 -	39.813	111.1	45.569	126.8	42.525	116.5	2:07.907	83.56	2.764	16:45:15.073
15 -	40.317	109.1	44.888	126.8	42.083	116.3	2:07.288	83.96	2.145	16:47:22.361

P14 98 M3 Tomas DE VRIES		Honda - DAT Racing								
IDEAL LAP TIME : 2:05.332		BEST LAP TIME : 2:05.332			DIFFERENCE : 0.000					
LAP	SECTOR 1	SECTOR 2		SECTOR 3		LAP TIME	MPH	DIFF	TIME OF DAY	
1 -	OUTLAP	104.6	47.365	128.5	42.850	<b>119.8</b>	2:17.808	77.55	12.476	16:12:23.836
2 -	41.341	112.0	45.053	128.0	42.470	118.5	2:08.864	82.94	3.532	16:14:32.700

Snetterton 300

Circuit Length = 2.9689 miles

Start: 16:10 Flag 16:46 End: 16:49

Weather / Track : Bright / Dry

MCRCB BULLETIN TK053

2015 MCE British Superbike Championship - Round 4

2015 HEL British Motostar Championship

QUALIFYING 1 - SECTOR ANALYSIS

SECTOR 1 = FL to I1, SECTOR 2 = I1 to I2, SECTOR 3 = I2 to FL, DIFF = Difference To Personal Best Lap

3 -	40.309	110.9	44.574	128.8	42.632	117.7	2:07.515	83.81	2.183	16:16:40.215
4 -	40.767	100.0	53.729	101.8	IN PIT		7:27.915	P 23.86	5:22.583	16:24:08.130
5 -	OUTLAP	113.5	45.057	129.3	42.457	118.7	2:12.843	80.45	7.511	16:26:20.973
6 -	39.521	114.1	44.396	127.8	42.094	119.4	2:06.011	(3) 84.81	0.679	16:28:26.984
7 -	<b>39.367</b>	113.3	<b>44.183</b>	127.3	<b>41.782</b>	118.9	<b>2:05.332</b>	(1) <b>85.27</b>		<b>16:30:32.316</b>
8 -	39.602	112.7	44.292	<b>129.5</b>	41.902	118.1	2:05.796	(2) 84.96	0.464	16:32:38.112
9 -	41.004	87.3	46.750	127.3	42.651	117.7	2:10.405	81.96	5.073	16:34:48.517
10 -	40.346	112.4	45.557	127.8	IN PIT		3:33.484	P 50.06	1:28.152	16:38:22.001
11 -	OUTLAP	112.0	45.937	128.3	42.988	116.1	2:14.981	79.18	9.649	16:40:36.982
12 -	40.316	<b>114.5</b>	45.135	128.8	42.614	116.5	2:08.065	83.45	2.733	16:42:45.047
13 -	40.030	114.1	45.054	128.5	44.209	117.5	2:09.293	82.66	3.961	16:44:54.340
14 -	40.025	112.9	44.991	128.3	42.430	118.7	2:07.446	83.86	2.114	16:47:01.786

<b>P15</b>	<b>71</b>	<b>M3</b>	<b>Christoph BEINLICH</b>				Honda - Beinlich Racing Team				
IDEAL LAP TIME : 2:05.101		BEST LAP TIME : 2:05.332			DIFFERENCE : 0.231						
LAP	SECTOR 1	SECTOR 2		SECTOR 3		LAP TIME	MPH	DIFF	TIME OF DAY		
1 -	OUTLAP	109.8	45.532	127.8	43.050	<b>119.6</b>	2:14.594	79.40	9.262	16:12:18.421	
2 -	39.403	114.3	<b>44.062</b>	<b>131.5</b>	<b>41.867</b>	119.1	<b>2:05.332</b>	(1) <b>85.27</b>		<b>16:14:23.753</b>	

<b>P16</b>	<b>62</b>	<b>M3</b>	<b>Vasco VAN DER VALK</b>				Honda - Team ILR / Vasco62.nl				
IDEAL LAP TIME : 2:04.715		BEST LAP TIME : 2:05.426			DIFFERENCE : 0.711						
LAP	SECTOR 1	SECTOR 2		SECTOR 3		LAP TIME	MPH	DIFF	TIME OF DAY		
1 -	OUTLAP	106.3	46.281	126.6	43.784	116.1	2:16.875	78.08	11.449	16:12:20.095	
2 -	39.906	112.9	45.039	<b>128.8</b>	42.042	116.1	2:06.987	84.16	1.561	16:14:27.082	
3 -	39.719	113.3	44.698	127.8	42.247	116.3	2:06.664	84.38	1.238	16:16:33.746	
4 -		105.0	44.984	127.8	41.870	117.3	9:43.689	18.31	7:38.263	16:26:17.435	
5 -	39.523	113.1	<b>44.043</b>	127.5	41.860	117.3	<b>2:05.426</b>	(1) <b>85.21</b>		<b>16:28:22.861</b>	
6 -	39.398	<b>113.9</b>	44.752	126.8	42.283	115.1	2:06.433	84.53	1.007	16:30:29.294	
7 -	39.539	112.9	44.851	123.8	<b>41.593</b>	<b>117.7</b>	2:05.983	(2) 84.83	0.557	16:32:35.277	
8 -	<b>39.079</b>	111.2	44.378	127.3	IN PIT		3:20.211	P 53.38	1:14.785	16:35:55.488	
9 -	OUTLAP	110.9	45.119	125.6	42.302	113.9	2:13.229	80.22	7.803	16:38:08.717	
10 -	39.730	112.5	44.466	125.4	41.831	113.3	2:06.027	84.80	0.601	16:40:14.744	
11 -	39.663	112.2	44.312	126.6	42.106	114.7	2:06.081	84.77	0.655	16:42:20.825	
12 -	39.445	112.2	44.574	124.2	42.380	115.5	2:06.399	84.55	0.973	16:44:27.224	
13 -	40.626	109.2	49.141	114.7	42.945	115.1	2:12.712	80.53	7.286	16:46:39.936	
14 -	39.710	113.7	44.613	122.9	41.676	114.9	2:05.999	(3) 84.82	0.573	16:48:45.935	

<b>P17</b>	<b>42</b>	<b>M3</b>	<b>Brian SLOOTEN</b>				Honda - Bakker Frames Holland				
IDEAL LAP TIME : 2:04.497		BEST LAP TIME : 2:05.448			DIFFERENCE : 0.951						
LAP	SECTOR 1	SECTOR 2		SECTOR 3		LAP TIME	MPH	DIFF	TIME OF DAY		
1 -	40.385	111.4	44.712	<b>131.5</b>	42.562	117.9	2:07.659	83.72	2.211	16:14:28.620	
2 -	39.766	113.1	44.522	131.0	41.809	119.1	2:06.097	84.76	0.649	16:16:34.717	
3 -	39.480	106.8	56.670	102.7	IN PIT		7:30.029	P 23.74	5:24.581	16:24:04.746	
4 -	OUTLAP	112.9	45.305	125.6	42.504	118.3	2:12.462	80.68	7.014	16:26:17.208	
5 -	39.490	112.5	<b>43.799</b>	130.5	42.159	117.7	<b>2:05.448</b>	(1) <b>85.19</b>		<b>16:28:22.656</b>	
6 -	39.355	<b>114.5</b>	44.292	130.5	42.354	117.1	2:06.001	84.82	0.553	16:30:28.657	
7 -	39.451	112.5	45.310	129.0	41.633	118.9	2:06.394	84.56	0.946	16:32:35.051	
8 -	39.502	112.9	44.082	130.5	42.047	118.3	2:05.631	(2) 85.07	0.183	16:34:40.682	
9 -	39.627	111.8	44.883	129.8	IN PIT		3:03.097	P 58.37	57.649	16:37:43.779	
10 -	OUTLAP	110.3	48.456	113.5	48.439	111.2	2:23.190	74.64	17.742	16:40:06.969	
11 -	43.334	83.3	47.659	118.1	42.934	112.9	2:13.927	79.80	8.479	16:42:20.896	
12 -	40.195	112.5	44.806	128.0	<b>41.399</b>	<b>120.4</b>	2:06.400	84.55	0.952	16:44:27.296	
13 -	<b>39.299</b>	112.7	44.902	128.0	41.620	118.9	2:05.821	(3) 84.94	0.373	16:46:33.117	
14 -	39.632	111.2	44.048	130.0	42.438	118.5	2:06.118	84.74	0.670	16:48:39.235	

<b>P18</b>	<b>2</b>	<b>M3</b>	<b>Joe THOMAS</b>				Honda - Team ILR				
IDEAL LAP TIME : 2:05.469		BEST LAP TIME : 2:05.571			DIFFERENCE : 0.102						
LAP	SECTOR 1	SECTOR 2		SECTOR 3		LAP TIME	MPH	DIFF	TIME OF DAY		
1 -	40.340	107.0	45.284	126.1	41.803	118.1	2:07.427	83.87	1.856	16:14:26.506	
2 -	39.688	110.7	44.977	128.0	42.280	116.3	2:06.945	84.19	1.374	16:16:33.451	

Weather / Track : Bright / Dry

Snetterton 300  
Circuit Length = 2.9689 miles  
Start: 16:10 Flag 16:46 End: 16:49



# MCRCB BULLETIN TK053

## 2015 MCE British Superbike Championship - Round 4

### 2015 HEL British Motostar Championship

#### QUALIFYING 1 - SECTOR ANALYSIS

SECTOR 1 = FL to I1, SECTOR 2 = I1 to I2, SECTOR 3 = I2 to FL, DIFF = Difference To Personal Best Lap

P22 19		Aaron CLIFFORD					Honda - Cresswell Racing				
IDEAL LAP TIME : 2:07.361		BEST LAP TIME : 2:07.625			DIFFERENCE : 0.264						
LAP	SECTOR 1	SECTOR 2		SECTOR 3		LAP TIME	MPH	DIFF	TIME OF DAY		
1 -	OUTLAP	103.0	48.552	122.9	45.248	113.1	2:22.553	74.97	14.928	16:12:47.486	
2 -	41.832	109.4	46.675	124.2	44.178	114.5	2:12.685	80.55	5.060	16:15:00.171	
3 -	41.359	108.0	46.696	127.0	43.642	108.4	2:11.697	81.15	4.072	16:17:11.868	
4 -	50.159	79.7	55.279	103.4	IN PIT		8:25.960 P	21.12	6:18.335	16:25:37.828	
5 -	OUTLAP	101.2	48.660	117.1	44.864	111.8	2:20.499	76.07	12.874	16:27:58.327	
6 -	42.300	107.7	47.034	122.0	43.557	110.5	2:12.891	80.42	5.266	16:30:11.218	
7 -	40.671	109.2	45.870	124.0	42.471	114.3	2:09.012	82.84	1.387	16:32:20.230	
8 -	40.418	108.9	45.362	124.9	42.606	113.3	2:08.386 (3)	83.24	0.761	16:34:28.616	
9 -	40.497	108.9	<b>45.171</b>	125.6	<b>42.235</b>	114.9	2:07.903 (2)	83.56	0.278	16:36:36.519	
10 -	<b>39.955</b>	108.5	45.181	<b>127.3</b>	42.489	113.9	<b>2:07.625 (1)</b>	<b>83.74</b>		<b>16:38:44.144</b>	
11 -	40.383	106.6	45.189	<b>127.3</b>	43.520	<b>116.9</b>	2:09.092	82.79	1.467	16:40:53.236	
12 -	40.040	<b>112.5</b>	45.514	120.9	IN PIT		7:03.954 P	25.21	4:56.329	16:47:57.190	

P23 3		Mark CLAYTON					Honda - SP125 / Refined Recruitment				
IDEAL LAP TIME : 2:07.817		BEST LAP TIME : 2:07.980			DIFFERENCE : 0.163						
LAP	SECTOR 1	SECTOR 2		SECTOR 3		LAP TIME	MPH	DIFF	TIME OF DAY		
1 -	OUTLAP	106.8	48.376	125.2	44.850	113.9	2:24.263	74.08	16.283	16:12:30.993	
2 -	42.407	106.0	46.601	126.1	43.533	114.7	2:12.541	80.63	4.561	16:14:43.534	
3 -	41.587	108.9	46.411	124.2	44.420	112.9	2:12.418	80.71	4.438	16:16:55.952	
4 -	45.888	84.2	56.163	110.9	IN PIT		7:15.799 P	24.52	5:07.819	16:24:11.751	
5 -	OUTLAP	109.2	46.611	125.4	43.585	<b>117.1</b>	2:16.463	78.32	8.483	16:26:28.214	
6 -	41.709	105.8	46.474	126.1	42.685	116.1	2:10.868	81.67	2.888	16:28:39.082	
7 -	40.655	107.7	45.624	<b>127.3</b>	43.241	115.1	2:09.520	82.52	1.540	16:30:48.602	
8 -	40.412	<b>111.2</b>	46.456	124.2	43.285	116.3	2:10.153	82.11	2.173	16:32:58.755	
9 -	40.526	108.0	45.179	126.3	42.933	114.5	2:08.638 (3)	83.08	0.658	16:35:07.393	
10 -	41.356	108.0	45.367	125.9	42.806	113.7	2:09.529	82.51	1.549	16:37:16.922	
11 -	40.519	110.9	<b>44.982</b>	126.3	42.608	113.5	2:08.109 (2)	83.42	0.129	16:39:25.031	
12 -	40.368	111.1	45.022	125.9	<b>42.590</b>	113.5	<b>2:07.980 (1)</b>	<b>83.51</b>		<b>16:41:33.011</b>	
13 -	<b>40.245</b>	110.0	45.370	123.5	43.718	111.1	2:09.333	82.64	1.353	16:43:42.344	
14 -	40.875	108.9	45.805	123.5	42.924	114.9	2:09.604	82.46	1.624	16:45:51.948	

P24 87		Jamie EDWARDS					Nykos - Kinpac Racing				
IDEAL LAP TIME : 2:08.154		BEST LAP TIME : 2:08.326			DIFFERENCE : 0.172						
LAP	SECTOR 1	SECTOR 2		SECTOR 3		LAP TIME	MPH	DIFF	TIME OF DAY		
1 -	OUTLAP	101.9	48.761	125.9	44.157	114.3	2:23.160	74.65	14.834	16:12:45.003	
2 -	41.480	107.8	46.768	125.4	43.290	114.5	2:11.538	81.25	3.212	16:14:56.541	
3 -	41.382	107.2	46.587	<b>128.0</b>	43.210	114.3	2:11.179	81.47	2.853	16:17:07.720	
4 -	46.737	76.2	56.262	84.3	IN PIT		7:16.305 P	24.49	5:07.979	16:24:24.025	
5 -	OUTLAP	107.5	48.596	125.2	43.203	<b>116.1</b>	2:18.048	77.42	9.722	16:26:42.073	
6 -	41.295	110.1	45.848	125.4	42.406	115.1	2:09.549	82.50	1.223	16:28:51.622	
7 -	41.281	110.0	45.725	125.9	42.360	114.1	2:09.366	82.61	1.040	16:31:00.988	
8 -	<b>40.358</b>	110.0	45.524	122.9	42.941	114.1	2:08.823 (3)	82.96	0.497	16:33:09.811	
9 -	40.650	109.1	45.667	122.6	42.439	114.3	2:08.756 (2)	83.01	0.430	16:35:18.567	
10 -	40.799	110.3	45.514	123.8	42.689	113.9	2:09.002	82.85	0.676	16:37:27.569	
11 -	40.530	109.8	<b>45.467</b>	124.7	<b>42.329</b>	113.7	<b>2:08.326 (1)</b>	<b>83.28</b>		<b>16:39:35.895</b>	
12 -	40.486	<b>110.7</b>	45.602	124.9	44.295	114.7	2:10.383	81.97	2.057	16:41:46.278	
13 -	40.500	106.0	45.951	122.6	42.651	114.1	2:09.102	82.78	0.776	16:43:55.380	

P25 11		Stephen CAMPBELL					Honda - Campbell Racing				
IDEAL LAP TIME : 2:08.670		BEST LAP TIME : 2:08.670			DIFFERENCE : 0.000						
LAP	SECTOR 1	SECTOR 2		SECTOR 3		LAP TIME	MPH	DIFF	TIME OF DAY		
1 -	OUTLAP	89.0	49.210	122.6	46.062	112.0	2:26.458	72.97	17.788	16:12:42.206	
2 -	42.689	104.8	47.428	124.5	44.666	<b>113.1</b>	2:14.783	79.29	6.113	16:14:56.989	
3 -	42.207	109.2	46.599	<b>125.2</b>	44.237	112.7	2:13.043	80.33	4.373	16:17:10.032	
4 -	49.698	72.7	54.819	113.5	IN PIT		7:15.668 P	24.53	5:06.998	16:24:25.700	
5 -	OUTLAP	106.0	48.135	123.3	44.689	112.4	2:18.955	76.91	10.285	16:26:44.655	
6 -	41.507	107.5	47.205	124.2	43.891	111.6	2:12.603	80.60	3.933	16:28:57.258	

Snetterton 300

Circuit Length = 2.9689 miles

Start: 16:10 Flag 16:46 End: 16:49

Weather / Track : Bright / Dry



**MCRCB BULLETIN TK053**

**2015 MCE British Superbike Championship - Round 4**

**2015 HEL British Motostar Championship**

**QUALIFYING 1 - SECTOR ANALYSIS**

SECTOR 1 = FL to I1, SECTOR 2 = I1 to I2, SECTOR 3 = I2 to FL, DIFF = Difference To Personal Best Lap

7 -	40.992	109.1	46.434	<b>125.2</b>	43.508	112.2	2:10.934	81.62	2.264	16:31:08.192
8 -	41.240	108.4	46.392	123.5	43.735	111.1	2:11.367	81.36	2.697	16:33:19.559
9 -	40.724	108.5	46.770	123.8	43.592	111.4	2:11.086	81.53	2.416	16:35:30.645
10 -	41.083	<b>110.1</b>	45.655	124.5	43.752	110.9	2:10.490	81.90	1.820	16:37:41.135
11 -	41.020	109.1	45.562	123.8	43.282	110.7	2:09.864 (3)	82.30	1.194	16:39:50.999
12 -	40.720	110.0	45.947	122.9	43.638	110.9	2:10.305	82.02	1.635	16:42:01.304
13 -	40.698	110.0	45.860	122.9	43.267	111.2	2:09.825 (2)	82.32	1.155	16:44:11.129
<b>14 -</b>	<b>40.418</b>	109.8	<b>45.299</b>	124.5	<b>42.953</b>	112.7	<b>2:08.670 (1)</b>	<b>83.06</b>		<b>16:46:19.799</b>
15 -	40.990	103.4	49.238	115.9	45.210	109.1	2:15.438	78.91	6.768	16:48:35.237

<b>P26 17</b>	<b>Wesley JONKER</b>				Luyten Honda - Racing Family					
IDEAL LAP TIME : 2:08.657		BEST LAP TIME : 2:08.704			DIFFERENCE : 0.047					
LAP	SECTOR 1	SECTOR 2	SECTOR 3	LAP TIME	MPH	DIFF	TIME OF DAY			
1 -	OUTLAP	101.2	47.905	127.5	43.636	116.3	2:21.048	75.77	12.344	16:12:24.854
2 -	41.322	108.2	46.382	<b>129.0</b>	44.441	114.5	2:12.145	80.88	3.441	16:14:36.999
3 -	40.703	110.3	45.626	126.6	43.670	113.5	2:09.999	82.21	1.295	16:16:46.998
4 -	44.073	69.2	1:05.137	92.3	IN PIT		7:19.777 P	24.30	5:11.073	16:24:06.775
5 -	OUTLAP	87.1	53.449	99.5	47.057	113.7	2:35.123	68.90	26.419	16:26:41.898
6 -	41.134	109.4	46.672	127.5	43.964	114.3	2:11.770	81.11	3.066	16:28:53.668
7 -	41.592	106.6	46.064	126.6	44.178	<b>116.5</b>	2:11.834	81.07	3.130	16:31:05.502
8 -	40.510	<b>112.2</b>	45.699	125.4	42.951	113.1	2:09.160	82.75	0.456	16:33:14.662
9 -	41.004	108.0	45.835	125.4	43.249	113.5	2:10.088	82.16	1.384	16:35:24.750
10 -	41.205	108.9	46.003	125.4	43.471	112.7	2:10.679	81.78	1.975	16:37:35.429
11 -	41.036	108.9	45.803	125.6	43.139	113.1	2:09.978	82.22	1.274	16:39:45.407
12 -	40.722	110.1	45.516	125.2	<b>42.911</b>	113.5	2:09.149 (3)	82.75	0.445	16:41:54.556
13 -	40.579	110.5	45.583	124.9	43.184	113.9	2:09.346	82.63	0.642	16:44:03.902
14 -	40.468	110.9	<b>45.354</b>	125.2	43.004	113.7	2:08.826 (2)	82.96	0.122	16:46:12.728
<b>15 -</b>	<b>40.392</b>	110.9	45.391	124.9	42.921	113.5	<b>2:08.704 (1)</b>	<b>83.04</b>		<b>16:48:21.432</b>

<b>P27 21 M3</b>	<b>Richard KERR</b>				Honda - Bob Wylie Racing					
IDEAL LAP TIME : 2:08.639		BEST LAP TIME : 2:08.833			DIFFERENCE : 0.194					
LAP	SECTOR 1	SECTOR 2	SECTOR 3	LAP TIME	MPH	DIFF	TIME OF DAY			
1 -	OUTLAP	101.6	48.224	128.0	43.735	118.3	2:20.807	75.90	11.974	16:12:26.408
2 -	41.660	108.7	46.265	<b>129.0</b>	42.796	<b>119.1</b>	2:10.721	81.76	1.888	16:14:37.129
3 -	41.142	110.0	46.718	127.5	43.293	115.9	2:11.153	81.49	2.320	16:16:48.282
4 -	43.500	71.9	1:04.708	93.9	IN PIT		7:17.328 P	24.43	5:08.495	16:24:05.610
5 -	OUTLAP	<b>112.0</b>	47.335	123.5	44.322	116.3	2:19.071	76.85	10.238	16:26:24.681
6 -	41.051	110.0	46.249	127.0	43.284	115.3	2:10.584	81.84	1.751	16:28:35.265
7 -	41.179	110.3	45.652	127.3	42.896	114.1	2:09.727	82.38	0.894	16:30:44.992
8 -	41.331	108.2	45.983	124.9	43.203	113.7	2:10.517	81.89	1.684	16:32:55.509
9 -	40.736	108.2	45.771	125.9	43.187	114.3	2:09.694	82.40	0.861	16:35:05.203
10 -	40.816	109.4	45.746	126.6	42.803	113.7	2:09.365 (3)	82.61	0.532	16:37:14.568
11 -	40.847	110.3	<b>45.510</b>	126.3	45.316	114.7	2:11.673	81.17	2.840	16:39:26.241
12 -	40.881	109.6	46.608	125.4	42.845	114.7	2:10.334	82.00	1.501	16:41:36.575
<b>13 -</b>	<b>40.723</b>	110.5	45.632	125.6	<b>42.478</b>	114.9	<b>2:08.833 (1)</b>	<b>82.96</b>		<b>16:43:45.408</b>
14 -	<b>40.651</b>	109.6	45.726	126.1	42.483	115.9	2:08.860 (2)	82.94	0.027	16:45:54.268
15 -	40.783	110.1	45.532	125.9	43.112	114.1	2:09.427	82.57	0.594	16:48:03.695

<b>P28 70</b>	<b>Ryan LONGSHAW</b>				Honda - RCD Motorsport					
IDEAL LAP TIME : 2:07.964		BEST LAP TIME : 2:08.845			DIFFERENCE : 0.881					
LAP	SECTOR 1	SECTOR 2	SECTOR 3	LAP TIME	MPH	DIFF	TIME OF DAY			
1 -	OUTLAP	108.0	48.508	120.4	45.449	112.4	2:23.731	74.36	14.886	16:12:35.643
2 -	42.442	108.9	47.062	124.7	44.163	111.2	2:13.667	79.96	4.822	16:14:49.310
3 -	41.299	108.9	46.961	124.5	45.057	110.5	2:13.317	80.17	4.472	16:17:02.627
4 -	49.285	82.0	57.463	84.6	IN PIT		7:06.148 P	25.08	4:57.303	16:24:08.775
5 -	OUTLAP	109.2	46.841	126.6	44.603	<b>113.7</b>	2:20.437	76.10	11.592	16:26:29.212
6 -	40.949	109.2	46.867	127.5	44.410	112.5	2:12.226	80.83	3.381	16:28:41.438
7 -	40.830	107.3	45.871	<b>129.0</b>	45.793	112.7	2:12.494	80.66	3.649	16:30:53.932
8 -	41.176	109.6	45.619	124.9	43.541	111.6	2:10.336	82.00	1.491	16:33:04.268
9 -	41.075	108.2	45.949	124.7	43.451	112.0	2:10.475	81.91	1.630	16:35:14.743
10 -	40.680	109.2	45.690	125.4	43.730	110.5	2:10.100	82.15	1.255	16:37:24.843
11 -	40.571	109.4	45.422	124.7	43.511	110.1	2:09.504	82.53	0.659	16:39:34.347

Snetterton 300  
 Circuit Length = 2.9689 miles  
 Start: 16:10 Flag 16:46 End: 16:49

Weather / Track : Bright / Dry

# MCRCB BULLETIN TK053

## 2015 MCE British Superbike Championship - Round 4

## 2015 HEL British Motostar Championship

### QUALIFYING 1 - SECTOR ANALYSIS

SECTOR 1 = FL to I1, SECTOR 2 = I1 to I2, SECTOR 3 = I2 to FL, DIFF = Difference To Personal Best Lap

12 -	40.738	109.2	45.453	124.5	<b>42.723</b>	112.0	2:08.914	(2)	82.90	0.069	16:41:43.261
<b>13 -</b>	<b>40.122</b>	<b>110.3</b>	<b>45.119</b>	126.6	43.604	113.3	<b>2:08.845</b>	(1)	<b>82.95</b>		<b>16:43:52.106</b>
14 -	40.167	109.8	45.455	122.9	43.541	110.9	2:09.163	(3)	82.74	0.318	16:46:01.269
15 -	40.786	109.4	45.556	123.8	43.286	111.1	2:09.628		82.45	0.783	16:48:10.897

P29 8 M3 TJ TOMS			Repli-Cast Moto 3 - Repli-Cast - Armstrong										
IDEAL LAP TIME : 2:09.208			BEST LAP TIME : 2:09.567			DIFFERENCE : 0.359							
LAP	SECTOR 1	SECTOR 2	SECTOR 3	LAP TIME	MPH	DIFF	TIME OF DAY						
1 -	OUTLAP	95.3	48.352	124.7	44.722	116.9	2:28.260	72.09	18.693	16:12:36.875			
2 -	42.124	103.4	47.007	125.6	44.373	116.3	2:13.504	80.05	3.937	16:14:50.379			
3 -	41.983	109.6	47.001	123.5	43.737	116.7	2:12.721	80.53	3.154	16:17:03.100			
4 -	49.546	75.9	55.731	86.8	IN PIT		7:05.271	P	25.13	4:55.704	16:24:08.371		
5 -	OUTLAP	107.8	46.951	125.4	43.932	<b>117.5</b>	2:19.585	76.57	10.018	16:26:27.956			
6 -	40.959	106.8	45.948	124.7	43.600	117.3	2:10.507	81.89	0.940	16:28:38.463			
<b>7 -</b>	<b>40.637</b>	108.2	45.763	127.8	<b>43.167</b>	115.9	<b>2:09.567</b>	(1)	<b>82.49</b>		<b>16:30:48.030</b>		
8 -	40.830	<b>110.5</b>	46.503	<b>128.0</b>	43.303	116.1	2:10.636	81.81	1.069	16:32:58.666			
9 -	41.072	107.8	<b>45.404</b>	127.3	43.694	115.3	2:10.170	82.10	0.603	16:35:08.836			
10 -	41.038	107.5	45.843	127.0	43.929	115.3	2:10.810	81.70	1.243	16:37:19.646			
11 -	41.242	108.4	46.057	126.6	43.877	114.7	2:11.176	81.47	1.609	16:39:30.822			
12 -	40.890	110.0	46.103	124.5	43.831	115.1	2:10.824	81.69	1.257	16:41:41.646			
13 -	40.781	110.3	45.822	124.5	43.356	115.9	2:09.959	(3)	82.24	0.392	16:43:51.605		
14 -	40.860	109.6	45.773	127.5	43.228	115.5	2:09.861	(2)	82.30	0.294	16:46:01.466		
15 -	40.750	109.2	46.026	126.1	43.315	115.3	2:10.091	82.15	0.524	16:48:11.557			

P30 13 M3 Sam BURMAN			Honda - WNT / Burman Racing										
IDEAL LAP TIME : 2:09.837			BEST LAP TIME : 2:09.873			DIFFERENCE : 0.036							
LAP	SECTOR 1	SECTOR 2	SECTOR 3	LAP TIME	MPH	DIFF	TIME OF DAY						
1 -	OUTLAP	107.2	47.794	125.4	45.042	115.9	2:21.405	75.58	11.532	16:12:22.638			
2 -	42.487	109.1	47.045	123.8	44.808	116.7	2:14.340	79.55	4.467	16:14:36.978			
3 -	42.386	109.1	46.949	128.3	44.444	116.1	2:13.779	79.89	3.906	16:16:50.757			
4 -	45.478	89.7	1:01.350	107.5	IN PIT		7:16.970	P	24.45	5:07.097	16:24:07.727		
5 -	OUTLAP	110.1	46.504	126.1	43.995	118.1	2:18.168	77.35	8.295	16:26:25.895			
6 -	40.992	107.7	46.145	128.8	43.461	118.1	2:10.598	(3)	81.83	0.725	16:28:36.493		
<b>7 -</b>	<b>41.004</b>	108.9	<b>45.613</b>	<b>129.8</b>	<b>43.256</b>	116.3	<b>2:09.873</b>	(1)	<b>82.29</b>		<b>16:30:46.366</b>		
8 -	<b>40.968</b>	110.5	45.707	128.0	43.290	116.7	2:09.965	(2)	82.23	0.092	16:32:56.331		
9 -	41.048	110.1	45.813	128.3	IN PIT		3:21.240	P	53.11	1:11.367	16:36:17.571		
10 -	OUTLAP	109.1	47.420	126.6	45.333	115.5	2:21.081	75.75	11.208	16:38:38.652			
11 -	42.584	109.8	47.543	126.8	45.145	<b>118.3</b>	2:15.272	79.01	5.399	16:40:53.924			
12 -	41.498	107.8	46.176	127.3	43.836	116.9	2:11.510	81.27	1.637	16:43:05.434			
13 -	41.483	109.6	46.426	128.5	43.412	117.3	2:11.321	81.38	1.448	16:45:16.755			
14 -	41.422	<b>110.9</b>	46.322	126.3	43.703	116.5	2:11.447	81.31	1.574	16:47:28.202			

P31 7 Jamie ASHBY			Honda - SP125 / JPA Racing										
IDEAL LAP TIME : 2:09.939			BEST LAP TIME : 2:09.965			DIFFERENCE : 0.026							
LAP	SECTOR 1	SECTOR 2	SECTOR 3	LAP TIME	MPH	DIFF	TIME OF DAY						
1 -	OUTLAP	97.5	49.386	123.3	45.337	114.3	2:23.944	74.25	13.979	16:12:43.180			
2 -	42.612	106.6	47.530	125.4	44.456	114.1	2:14.598	79.40	4.633	16:14:57.778			
3 -	41.871	108.0	46.836	<b>126.8</b>	44.054	110.3	2:12.761	80.50	2.796	16:17:10.539			
4 -	49.854	80.7	55.415	106.1	IN PIT		7:03.366	P	25.24	4:53.401	16:24:13.905		
5 -	OUTLAP	100.6	47.867	124.7	44.258	113.9	2:20.587	76.02	10.622	16:26:34.492			
6 -	42.077	107.3	46.636	125.2	43.864	113.3	2:12.577	80.61	2.612	16:28:47.069			
7 -	41.594	108.7	46.514	126.3	43.900	113.7	2:12.008	80.96	2.043	16:30:59.077			
8 -	41.431	108.4	46.245	124.9	55.700	114.1	2:23.376	74.54	13.411	16:33:22.453			
9 -	41.640	107.7	46.475	124.2	43.851	113.9	2:11.966	80.99	2.001	16:35:34.419			
10 -	41.534	107.3	45.984	125.4	43.391	114.1	2:10.909	(3)	81.64	0.944	16:37:45.328		
11 -	41.019	109.4	46.143	122.4	43.876	113.9	2:11.038	81.56	1.073	16:39:56.366			
<b>12 -</b>	<b>40.931</b>	109.2	<b>45.734</b>	126.1	<b>43.300</b>	113.5	<b>2:09.965</b>	(1)	<b>82.23</b>		<b>16:42:06.331</b>		
13 -	<b>40.905</b>	<b>110.0</b>	46.021	123.8	43.496	<b>115.5</b>	2:10.422	(2)	81.94	0.457	16:44:16.753		
14 -	41.213	106.6	46.423	123.1	43.978	113.9	2:11.614	81.20	1.649	16:46:28.367			
15 -	41.244	107.3	46.481	123.1	44.298	111.8	2:12.023	80.95	2.058	16:48:40.390			

Weather / Track : Bright / Dry

Snetterton 300  
Circuit Length = 2.9689 miles  
Start: 16:10 Flag 16:46 End: 16:49

**MCRCB BULLETIN TK053**

**2015 MCE British Superbike Championship - Round 4**

**2015 HEL British Motostar Championship**

**QUALIFYING 1 - SECTOR ANALYSIS**

SECTOR 1 = FL to I1, SECTOR 2 = I1 to I2, SECTOR 3 = I2 to FL, DIFF = Difference To Personal Best Lap

<b>P32 34</b>		<b>Liam DELVES</b>					Honda - Crucials Sauce / Banks Racing				
IDEAL LAP TIME : 2:10.559		BEST LAP TIME : 2:10.571					DIFFERENCE : 0.012				
LAP	SECTOR 1	SECTOR 2		SECTOR 3		LAP TIME	MPH	DIFF	TIME OF DAY		
1 -	OUTLAP	91.6	49.618	119.4	45.627	112.0	2:31.764	70.42	21.193	16:12:38.978	
2 -	43.124	93.5	48.219	120.0	45.099	112.5	2:16.442	78.33	5.871	16:14:55.420	
3 -	42.310	106.0	47.676	123.3	44.686	113.7	2:14.672	79.36	4.101	16:17:10.092	
4 -	48.998	69.4	54.127	98.8	IN PIT		6:59.322	<b>P</b> 25.48	4:48.751	16:24:09.414	
5 -	OUTLAP	95.8	49.163	122.6	45.087	<b>115.1</b>	2:27.498	72.46	16.927	16:26:36.912	
6 -	42.018	105.0	46.836	<b>124.9</b>	44.936	113.1	2:13.790	79.88	3.219	16:28:50.702	
7 -	42.836	101.5	47.549	120.0	44.387	111.6	2:14.772	79.30	4.201	16:31:05.474	
8 -	41.564	107.7	46.436	124.2	44.537	112.0	2:12.537	80.64	1.966	16:33:18.011	
9 -	41.838	104.6	47.099	122.6	44.586	113.5	2:13.523	80.04	2.952	16:35:31.534	
10 -	41.777	106.8	46.548	123.5	44.123	111.6	2:12.448	80.69	1.877	16:37:43.982	
11 -	41.622	105.8	46.391	123.1	43.675	110.7	2:11.688	<b>(3)</b> 81.16	1.117	16:39:55.670	
12 -	41.178	108.5	<b>46.142</b>	122.9	43.680	113.5	2:11.000	<b>(2)</b> 81.58	0.429	16:42:06.670	
<b>13 -</b>	<b>40.746</b>	<b>111.6</b>	46.154	124.7	<b>43.671</b>	113.5	<b>2:10.571</b>	<b>(1)</b> <b>81.85</b>		<b>16:44:17.241</b>	
14 -	40.894	105.3	46.426	123.8	44.385	<b>115.1</b>	2:11.705	81.15	1.134	16:46:28.946	
15 -	41.666	105.6	46.521	123.1	43.912	111.8	2:12.099	80.90	1.528	16:48:41.045	

<b>P33 97</b>		<b>Adam MOORE</b>					KTM - Cresswell Racing				
IDEAL LAP TIME : 2:09.480		BEST LAP TIME : 2:10.690					DIFFERENCE : 1.210				
LAP	SECTOR 1	SECTOR 2		SECTOR 3		LAP TIME	MPH	DIFF	TIME OF DAY		
1 -	OUTLAP	103.2	49.135	117.3	46.827	104.8	2:28.785	71.83	18.095	16:14:14.123	
2 -	43.200	105.8	48.427	117.9	44.504	107.5	2:16.131	78.51	5.441	16:16:30.254	
3 -	42.357	103.4	54.499	97.5	IN PIT		7:47.773	<b>P</b> 22.84	5:37.083	16:24:18.027	
4 -	OUTLAP	103.5	47.960	117.5	44.256	<b>110.0</b>	2:18.826	76.98	8.136	16:26:36.853	
5 -	42.980	103.8	46.785	120.2	44.157	109.4	2:13.922	79.80	3.232	16:28:50.775	
6 -	42.228	103.8	46.952	117.9	43.845	107.0	2:13.025	80.34	2.335	16:31:03.800	
7 -	42.075	105.0	47.572	116.3	43.868	106.5	2:13.515	80.05	2.825	16:33:17.315	
8 -	42.160	104.5	47.720	<b>121.5</b>	44.201	107.3	2:14.081	79.71	3.391	16:35:31.396	
9 -	42.371	105.1	46.417	117.9	43.858	107.0	2:12.646	80.57	1.956	16:37:44.042	
10 -	41.876	105.1	46.267	119.6	44.348	108.4	2:12.491	80.67	1.801	16:39:56.533	
<b>11 -</b>	41.173	<b>107.2</b>	<b>45.708</b>	120.4	43.809	109.2	<b>2:10.690</b>	<b>(1)</b> <b>81.78</b>		<b>16:42:07.223</b>	
12 -	<b>40.920</b>	107.0	46.989	116.9	<b>42.852</b>	108.5	2:10.761	<b>(2)</b> 81.73	0.071	16:44:17.984	
13 -	41.159	105.0	45.731	119.8	43.927	109.4	2:10.817	<b>(3)</b> 81.70	0.127	16:46:28.801	
14 -	41.263	105.0	46.316	119.4	43.604	103.5	2:11.183	81.47	0.493	16:48:39.984	

<b>P34 24</b>		<b>Tasia RODINK</b>					Honda - Promemo Racing				
IDEAL LAP TIME : 2:10.674		BEST LAP TIME : 2:10.849					DIFFERENCE : 0.175				
LAP	SECTOR 1	SECTOR 2		SECTOR 3		LAP TIME	MPH	DIFF	TIME OF DAY		
1 -	OUTLAP	96.2	48.496	126.8	45.244	115.1	2:25.531	73.44	14.682	16:12:39.708	
2 -	42.870	99.7	47.649	125.9	44.622	114.9	2:15.141	79.08	4.292	16:14:54.849	
3 -	42.467	<b>109.4</b>	47.078	127.5	44.419	115.3	2:13.964	79.78	3.115	16:17:08.813	
4 -	48.704	69.7	54.331	94.5	IN PIT		6:58.491	<b>P</b> 25.53	4:47.642	16:24:07.304	
5 -	OUTLAP	105.3	46.897	<b>127.8</b>	44.073	<b>116.1</b>	2:20.387	76.13	9.538	16:26:27.691	
6 -	41.934	106.6	46.902	127.0	43.444	<b>116.1</b>	2:12.280	80.79	1.431	16:28:39.971	
7 -	<b>41.314</b>	106.5	46.242	<b>127.8</b>	<b>43.293</b>	115.9	<b>2:10.849</b>	<b>(1)</b> <b>81.68</b>		<b>16:30:50.820</b>	
8 -	41.408	108.0	46.122	125.9	43.321	115.1	2:10.851	<b>(2)</b> 81.68	0.002	16:33:01.671	
9 -	41.472	107.8	<b>46.067</b>	126.6	43.584	114.5	2:11.123	<b>(3)</b> 81.51	0.274	16:35:12.794	
10 -	42.084	105.0	49.638	115.7	IN PIT		5:23.567	<b>P</b> 33.03	3:12.718	16:40:36.361	
11 -	OUTLAP	106.1	46.949	125.4	44.328	115.5	2:20.430	76.10	9.581	16:42:56.791	
12 -	41.753	105.8	46.626	125.6	43.843	115.1	2:12.222	80.83	1.373	16:45:09.013	
13 -	41.334	108.5	46.219	125.6	43.792	114.7	2:11.345	81.37	0.496	16:47:20.358	

<b>P35 9</b>		<b>David WALES</b>					Honda - TAD Racing				
IDEAL LAP TIME : 2:14.399		BEST LAP TIME : 2:14.535					DIFFERENCE : 0.136				
LAP	SECTOR 1	SECTOR 2		SECTOR 3		LAP TIME	MPH	DIFF	TIME OF DAY		
1 -	OUTLAP	87.6	49.442	118.3	46.956	<b>110.7</b>	2:30.487	71.02	15.952	16:12:36.811	
2 -	42.502	102.6	47.846	120.0	45.366	110.1	2:15.714	<b>(3)</b> 78.75	1.179	16:14:52.525	
3 -	42.086	102.9	48.147	120.4	<b>45.033</b>	108.0	2:15.266	<b>(2)</b> 79.01	0.731	16:17:07.791	

Snetterton 300  
 Circuit Length = 2.9689 miles  
 Start: 16:10 Flag 16:46 End: 16:49

Weather / Track : Bright / Dry

**MCRCB BULLETIN TK053****2015 MCE British Superbike Championship - Round 4****2015 HEL British Motostar Championship****QUALIFYING 1 - SECTOR ANALYSIS**

SECTOR 1 = FL to I1, SECTOR 2 = I1 to I2, SECTOR 3 = I2 to FL, DIFF = Difference To Personal Best Lap

4 -	49.845	57.5	57.435	99.2	IN PIT		7:03.414	<b>P</b>	25.24	4:48.879	16:24:11.205
5 -	OUTLAP	100.0	48.055	<b>122.2</b>	45.225	110.5	2:24.633		73.89	10.098	16:26:35.838
<b>6 -</b>	<b>42.059</b>	<b>103.7</b>	<b>47.307</b>	120.6	45.169	109.2	<b>2:14.535 (1)</b>		<b>79.44</b>		<b>16:28:50.373</b>

<b>P36</b>	<b>72</b>	<b>Cameron HORSMAN</b>				EE125 - FAB-Racing					
IDEAL LAP TIME : 2:14.969		BEST LAP TIME :				DIFFERENCE :					

LAP	SECTOR 1	SECTOR 2		SECTOR 3		LAP TIME	MPH	DIFF	TIME OF DAY
1 -	OUTLAP	90.9	<b>47.994</b>	<b>122.2</b>	<b>44.564</b>	<b>117.9</b>	2:21.664	75.44	16:12:31.027

<b>P37</b>	<b>4</b>	<b>Louis VALLELEY</b>				KTM - CM Racing					
IDEAL LAP TIME : 2:24.112		BEST LAP TIME :				DIFFERENCE :					

LAP	SECTOR 1	SECTOR 2		SECTOR 3		LAP TIME	MPH	DIFF	TIME OF DAY
1 -	OUTLAP	94.3	<b>51.056</b>	<b>114.1</b>	<b>47.836</b>	<b>105.6</b>	2:32.253	70.19	16:12:46.461

**MCRCB BULLETIN TK054****2015 MCE British Superbike Championship - Round 4****2015 HEL British Motostar Championship****QUALIFYING 1 - BEST SPEEDS**

POS	INTERMEDIATE 1			INTERMEDIATE 2			FINISH LINE		
	NO	NAME	MPH	NO	NAME	MPH	NO	NAME	MPH
1	95	DEROUE	118.9	6	TAYLOR	136.9	6	TAYLOR	128.5
2	6	TAYLOR	117.9	95	DEROUE	135.8	52	BOERBOOM	126.6
3	52	BOERBOOM	117.9	77	PERSSON	135.5	95	DEROUE	124.9
4	26	SAEZ	116.9	27	POLDEN	135.2	27	POLDEN	124.2
5	71	BEINLICH	115.9	52	BOERBOOM	134.4	47	ARCHER	123.5
6	1	RENDELL	115.1	26	SAEZ	133.9	35	LODGE	123.3
7	86	NESBITT	115.1	74	THOMPSON	133.4	77	PERSSON	123.3
8	20	MARKLUND	114.5	35	LODGE	133.1	26	SAEZ	123.1
9	42	SLOOTEN	114.5	47	ARCHER	132.6	20	MARKLUND	121.7
10	98	DE VRIES	114.5	20	MARKLUND	131.8	74	THOMPSON	121.5
11	74	THOMPSON	114.3	42	SLOOTEN	131.5	44	BEST	120.9
12	35	LODGE	114.1	71	BEINLICH	131.5	42	SLOOTEN	120.4
13	62	VAN DER VALK	113.9	1	RENDELL	130.5	1	RENDELL	119.8
14	47	ARCHER	113.5	86	NESBITT	130.0	86	NESBITT	119.8
15	27	POLDEN	113.3	2	THOMAS	129.8	98	DE VRIES	119.8
16	77	PERSSON	113.3	13	BURMAN	129.8	71	BEINLICH	119.6
17	2	THOMAS	112.9	98	DE VRIES	129.5	21	KERR	119.1
18	19	CLIFFORD	112.5	17	JONKER	129.0	2	THOMAS	118.3
19	25	BROUWERS	112.5	21	KERR	129.0	13	BURMAN	118.3
20	17	JONKER	112.2	25	BROUWERS	129.0	25	BROUWERS	117.9
21	21	KERR	112.0	70	LONGSHAW	129.0	72	HORSMAN	117.9
22	44	BEST	112.0	44	BEST	128.8	62	VAN DER VALK	117.7
23	34	DELVES	111.6	62	VAN DER VALK	128.8	8	TOMS	117.5
24	3	CLAYTON	111.2	65	OWENS	128.8	16	SAWFORD	117.3
25	72	HORSMAN	111.2	8	TOMS	128.0	3	CLAYTON	117.1
26	16	SAWFORD	111.1	87	EDWARDS	128.0	19	CLIFFORD	116.9
27	13	BURMAN	110.9	24	RODINK	127.8	17	JONKER	116.5
28	65	OWENS	110.7	3	CLAYTON	127.3	24	RODINK	116.1
29	87	EDWARDS	110.7	19	CLIFFORD	127.3	87	EDWARDS	116.1
30	8	TOMS	110.5	7	ASHBY	126.8	7	ASHBY	115.5
31	70	LONGSHAW	110.3	16	SAWFORD	126.8	34	DELVES	115.1
32	11	CAMPBELL	110.1	11	CAMPBELL	125.2	70	LONGSHAW	113.7
33	7	ASHBY	110.0	34	DELVES	124.9	65	OWENS	113.5
34	24	RODINK	109.4	9	WALES	122.2	11	CAMPBELL	113.1
35	97	MOORE	107.2	72	HORSMAN	122.2	9	WALES	110.7
36	9	WALES	103.7	97	MOORE	121.5	97	MOORE	110.0
37	4	VALLELEY	100.3	4	VALLELEY	114.1	4	VALLELEY	105.6

Weather / Track : Bright / Dry

Snetterton 300

Circuit Length = 2.9689 miles

Start: 16:10 Flag 16:46 End: 16:49

Results can be found at [www.tsl-timing.com](http://www.tsl-timing.com)

Printed - 16:51 Friday, 19 June 2015

# MCRCB BULLETIN TK055

## 2015 MCE British Superbike Championship - Round 4

### 2015 HEL British Motostar Championship

#### QUALIFYING 1 - BEST SECTORS

SECTOR 1			SECTOR 2			SECTOR 3			IDEAL / BEST COMPARISON						
POS	NO	NAME	TIME	NO	NAME	TIME	NO	NAME	TIME	POS	NO	NAME	IDEAL	BEST	DIFF
													PERFECT LAP	2:00.854	
1	95	DEROUE	37.971	95	DEROUE	42.824	95	DEROUE	40.059	1	95	DEROUE	2:00.854	2:00.966	0.112
2	1	RENDELL	38.180	6	TAYLOR	43.032	26	SAEZ	40.244	2	26	SAEZ	2:01.744	2:02.209	0.465
3	52	BOERBOOM	38.366	26	SAEZ	43.095	6	TAYLOR	40.514	3	1	RENDELL	2:01.933	2:01.933	0.000
4	6	TAYLOR	38.401	1	RENDELL	43.194	1	RENDELL	40.559	4	6	TAYLOR	2:01.947	2:02.147	0.200
5	26	SAEZ	38.405	27	POLDEN	43.296	86	NESBITT	40.685	5	35	LODGE	2:02.533	2:02.630	0.097
6	35	LODGE	38.483	35	LODGE	43.346	35	LODGE	40.704	6	52	BOERBOOM	2:02.569	2:03.064	0.495
7	86	NESBITT	38.689	86	NESBITT	43.385	77	PERSSON	40.764	7	86	NESBITT	2:02.759	2:03.159	0.400
8	74	THOMPSON	38.737	52	BOERBOOM	43.418	52	BOERBOOM	40.785	8	77	PERSSON	2:03.123	2:03.396	0.273
9	77	PERSSON	38.778	47	ARCHER	43.549	74	THOMPSON	40.906	9	27	POLDEN	2:03.132	2:03.616	0.484
10	47	ARCHER	38.792	77	PERSSON	43.581	27	POLDEN	41.038	10	74	THOMPSON	2:03.349	2:03.718	0.369
11	27	POLDEN	38.798	74	THOMPSON	43.706	47	ARCHER	41.155	11	47	ARCHER	2:03.496	2:03.827	0.331
12	62	VAN DER VALK	39.079	42	SLOOTEN	43.799	44	BEST	41.208	12	42	SLOOTEN	2:04.497	2:05.448	0.951
13	71	BEINLICH	39.172	62	VAN DER VALK	44.043	25	BROUWERS	41.236	13	62	VAN DER VALK	2:04.715	2:05.426	0.711
14	42	SLOOTEN	39.299	71	BEINLICH	44.062	42	SLOOTEN	41.399	14	25	BROUWERS	2:04.739	2:04.739	0.000
15	2	THOMAS	39.313	25	BROUWERS	44.127	62	VAN DER VALK	41.593	15	44	BEST	2:04.957	2:05.143	0.186
16	98	DE VRIES	39.367	98	DE VRIES	44.183	65	OWENS	41.660	16	71	BEINLICH	2:05.101	2:05.332	0.231
17	44	BEST	39.372	44	BEST	44.377	2	THOMAS	41.719	17	98	DE VRIES	2:05.332	2:05.332	0.000
18	25	BROUWERS	39.376	2	THOMAS	44.437	98	DE VRIES	41.782	18	2	THOMAS	2:05.469	2:05.571	0.102
19	20	MARKLUND	39.681	65	OWENS	44.551	71	BEINLICH	41.867	19	65	OWENS	2:06.011	2:06.470	0.459
20	65	OWENS	39.800	20	MARKLUND	44.560	20	MARKLUND	41.893	20	20	MARKLUND	2:06.134	2:06.405	0.271
21	16	SAWFORD	39.892	3	CLAYTON	44.982	16	SAWFORD	42.228	21	16	SAWFORD	2:07.354	2:07.354	0.000
22	19	CLIFFORD	39.955	70	LONGSHAW	45.119	19	CLIFFORD	42.235	22	19	CLIFFORD	2:07.361	2:07.625	0.264
23	70	LONGSHAW	40.122	19	CLIFFORD	45.171	87	EDWARDS	42.329	23	3	CLAYTON	2:07.817	2:07.980	0.163
24	3	CLAYTON	40.245	16	SAWFORD	45.234	21	KERR	42.478	24	70	LONGSHAW	2:07.964	2:08.845	0.881
25	87	EDWARDS	40.358	11	CAMPBELL	45.299	3	CLAYTON	42.590	25	87	EDWARDS	2:08.154	2:08.326	0.172
26	17	JONKER	40.392	17	JONKER	45.354	70	LONGSHAW	42.723	26	21	KERR	2:08.639	2:08.833	0.194
27	11	CAMPBELL	40.418	8	TOMS	45.404	97	MOORE	42.852	27	17	JONKER	2:08.657	2:08.704	0.047
28	8	TOMS	40.637	87	EDWARDS	45.467	17	JONKER	42.911	28	11	CAMPBELL	2:08.670	2:08.670	0.000
29	21	KERR	40.651	21	KERR	45.510	11	CAMPBELL	42.953	29	8	TOMS	2:09.208	2:09.567	0.359
30	34	DELVES	40.746	13	BURMAN	45.613	8	TOMS	43.167	30	97	MOORE	2:09.480	2:10.690	1.210
31	7	ASHBY	40.905	97	MOORE	45.708	13	BURMAN	43.256	31	13	BURMAN	2:09.837	2:09.873	0.036
32	97	MOORE	40.920	7	ASHBY	45.734	24	RODINK	43.293	32	7	ASHBY	2:09.939	2:09.965	0.026
33	13	BURMAN	40.968	24	RODINK	46.067	7	ASHBY	43.300	33	34	DELVES	2:10.559	2:10.571	0.012
34	24	RODINK	41.314	34	DELVES	46.142	34	DELVES	43.671	34	24	RODINK	2:10.674	2:10.849	0.175
35	9	WALES	42.059	9	WALES	47.307	72	HORSMAN	44.564	35	9	WALES	2:14.399	2:14.535	0.136
36	72	HORSMAN	42.411	72	HORSMAN	47.994	9	WALES	45.033	36	72	HORSMAN	2:14.969		
37	4	VALLELEY	45.220	4	VALLELEY	51.056	4	VALLELEY	47.836	37	4	VALLELEY	2:24.112		

Weather / Track : Bright / Dry

Snetterton 300

Circuit Length = 2.9689 miles

Start: 16:10 Flag 16:46 End: 16:49

Results can be found at [www.tsl-timing.com](http://www.tsl-timing.com)

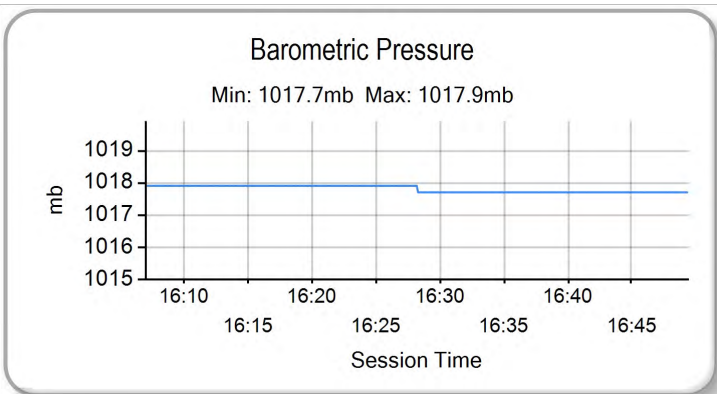
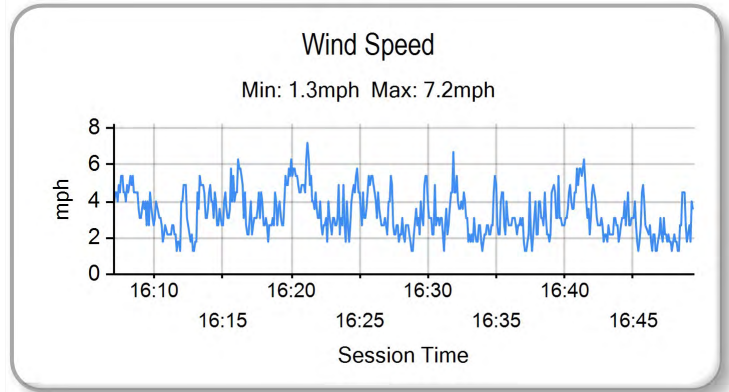
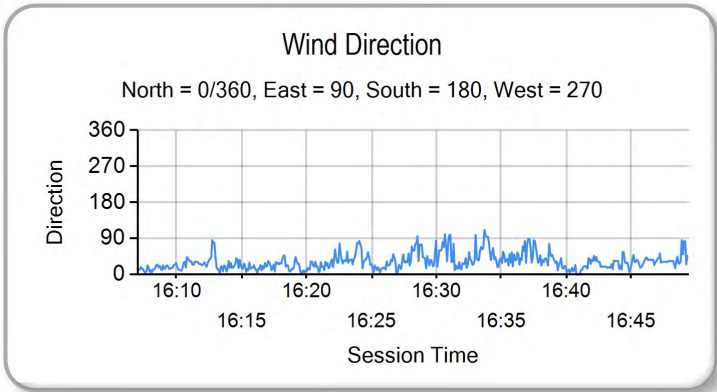
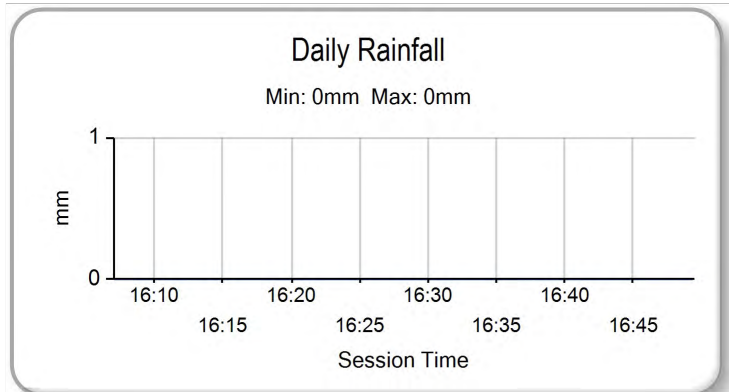
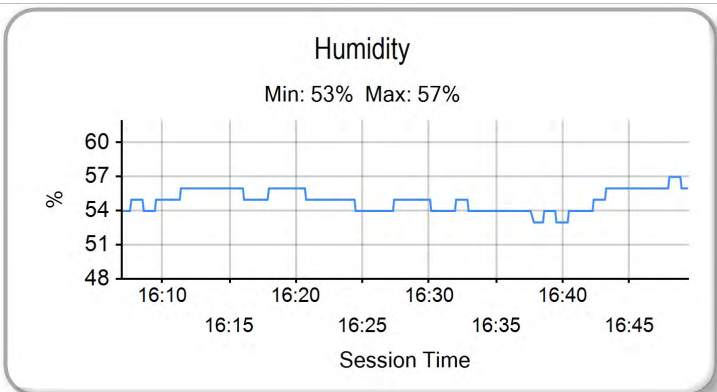
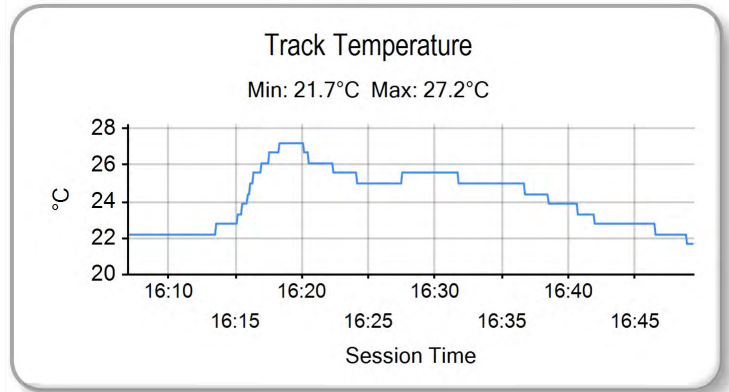
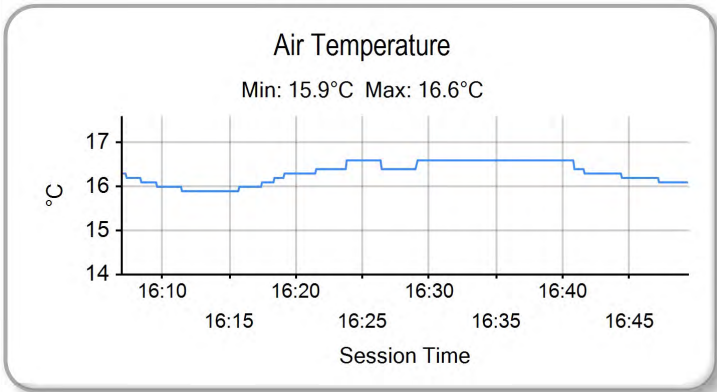
Printed - 16:51 Friday, 19 June 2015

# MCRCB BULLETIN TK056

## 2015 MCE British Superbike Championship - Round 4

### 2015 HEL British Motostar Championship

#### QUALIFYING 1 - WEATHER CONDITIONS



Weather / Track : Bright / Dry

Results can be found at [www.tsl-timing.com](http://www.tsl-timing.com)

Snetterton 300  
Circuit Length = 2.9689 miles  
Start: 16:10 Flag 16:46 End: 16:49

Printed - 16:52 Friday, 19 June 2015



POS	NO	CL	PIC NAME	ENTRY	FIRST		SECOND		GAP	DIFF
					TIME	LAPS	TIME	LAPS		
1	6	M3	1 Taz TAYLOR	KTM - RS Racing	2:02.147	15	2:00.090	13		
2	95	M3	2 Scott DEROUE	KTM - Redline KTM	2:00.966	13	2:01.021	13	0.876	0.876
3	26	M3	3 Dani SAEZ	Repli-Cast Moto 3 - Repli-Cast - Armstrong	2:02.209	15	2:01.812	11	1.722	0.846
4	1	M3	4 Edward RENDELL	Ten Kate Honda - Banks Racing	2:01.933	14	2:02.255	13	1.843	0.121
5	47	M3	5 Jake ARCHER	Honda - RS Racing	2:03.827	14	2:02.351	12	2.261	0.418
6	35	M3	6 Elliot LODGE	Honda - Essential Team Racing / SP125	2:02.630	14	2:03.398	14	2.540	0.279
7	86	M3	7 Charlie NESBITT	Repli-Cast Moto 3 - Repli-Cast UK	2:03.159	13	2:02.658	15	2.568	0.028
8	52	M3	8 Jorel BOERBOOM	Kalex KTM - FPW Racing	2:03.064	15	2:02.766	15	2.676	0.108
9	77	M3	9 Alex PERSSON	Kalex KTM - PWR / FPW Racing	2:03.396	15	2:02.911	14	2.821	0.145
10	27	M3	10 Georgina POLDEN	KTM - RS Racing	2:03.616	13	2:03.153	11	3.063	0.242
11	74	M3	11 Joseph THOMPSON	Repli-Cast Moto 3 - Repli-Cast UK	2:03.718	14	2:05.120	14	3.628	0.565
12	71	M3	12 Christoph BEINLICH	Honda - Beinlich Racing Team	2:05.332	2	2:04.483	11	4.393	0.765
13	25	M3	13 Mike BROUWERS	Honda - Joma / Brouwersracingteam	2:04.739	14	2:06.218	14	4.649	0.256
14	62	M3	14 Vasco VAN DER VALK	Honda - Team ILR / Vasco62.nl	2:05.426	14	2:04.815	15	4.725	0.076
15	42	M3	15 Brian SLOOTEN	Honda - Bakker Frames Holland	2:05.448	14	2:05.024	13	4.934	0.209
16	98	M3	16 Tomas DE VRIES	Honda - DAT Racing	2:05.332	14	2:05.076	14	4.986	0.052
17	44	M3	17 Edmund BEST	Honda - SymCirrus Motorsport	2:05.143	15	2:05.112	14	5.022	0.036
18	2	M3	18 Joe THOMAS	Honda - Team ILR	2:05.571	13	2:05.182	12	5.092	0.070
19	65		1 Josh OWENS	Honda - JPL Racing	2:06.470	8	2:05.615	14	5.525	0.433
20	20	M3	19 Joel MARKLUND	Honda - Marklund Solutions	2:06.405	15	2:06.011	13	5.921	0.396
21	17		2 Wesley JONKER	Luyten Honda - Racing Family	2:08.704	15	2:06.947	12	6.857	0.936
22	8	M3	20 TJ TOMS	Repli-Cast Moto 3 - Repli-Cast - Armstrong	2:09.567	15	2:06.989	13	6.899	0.042
23	70		3 Ryan LONGSHAW	Honda - RCD Motorsport	2:08.845	15	2:07.202	14	7.112	0.213
24	16		4 Andrew SAWFORD	Aprilia - Si Neots Motorcycle Co Ltd	2:07.354	14	2:07.853	13	7.264	0.152
25	19		5 Aaron CLIFFORD	Honda - Cresswell Racing	2:07.625	12	2:08.476	4	7.535	0.271
26	3		6 Mark CLAYTON	Honda - SP125 / Refined Recruitment	2:07.980	14	2:08.059	13	7.890	0.355
27	87		7 Jamie EDWARDS	Nykos - Kinpac Racing	2:08.326	13	2:09.135	3	8.236	0.346
28	21	M3	21 Richard KERR	Honda - Bob Wylie Racing	2:08.833	15	2:08.638	7	8.548	0.312
29	11		8 Stephen CAMPBELL	Honda - Campbell Racing	2:08.670	15	2:08.920	13	8.580	0.032
30	72		9 Cameron HORSMAN	EE125 - FAB-Racing		1	2:09.568	10	9.478	0.898
31	34		10 Liam DELVES	Honda - Crucials Sauce / Banks Racing	2:10.571	15	2:09.684	13	9.594	0.116
32	13	M3	22 Sam BURMAN	Honda - WNT / Burman Racing	2:09.873	14	2:11.750	13	9.783	0.189
33	7		11 Jamie ASHBY	Honda - SP125 / JPA Racing	2:09.965	15		0	9.875	0.092
34	24		12 Tasia RODINK	Honda - Promemo Racing	2:10.849	13	2:10.127	11	10.037	0.162
35	97		13 Adam MOORE	KTM - Cresswell Racing	2:10.690	14		1	10.600	0.563
36	4		14 Louis VALLELEY	KTM - CM Racing		1	2:11.963	12	11.873	1.273
37	9		15 David WALES	Honda - TAD Racing	2:14.535	6	2:13.895	13	13.805	1.932

Snetterton 300

Circuit Length = 2.9689 miles

Start: 10:06 Flag 10:36 End: 10:38

Weather / Track : Bright / Dry

These results are provisional until the conclusion of any judicial and technical matters.

Race Director :	Stewards :	Timekeeper :
-----------------	------------	--------------

Results can be found at [www.britishsuperbike.com](http://www.britishsuperbike.com)

Printed - 10:39 Saturday, 20 June 2015







POS	NO	CL	PIC NAME	ENTRY	TIME	ON	LAPS	GAP	DIFF	MPH
1	6	M3	1 Taz TAYLOR	KTM - RS Racing	2:00.090	12	13			89.00
2	95	M3	2 Scott DEROUE	KTM - Redline KTM	2:01.021	11	13	0.931	0.931	88.31
3	26	M3	3 Dani SAEZ	Repli-Cast Moto 3 - Repli-Cast - Armstrong	2:01.812	11	11	1.722	0.791	87.74
4	1	M3	4 Edward RENDELL	Ten Kate Honda - Banks Racing	2:02.255	12	13	2.165	0.443	87.42
5	47	M3	5 Jake ARCHER	Honda - RS Racing	2:02.351	10	12	2.261	0.096	87.35
6	86	M3	6 Charlie NESBITT	Repli-Cast Moto 3 - Repli-Cast UK	2:02.658	5	15	2.568	0.307	87.13
7	52	M3	7 Jorel BOERBOOM	Kalex KTM - FPW Racing	2:02.766	10	15	2.676	0.108	87.06
8	77	M3	8 Alex PERSSON	Kalex KTM - PWR / FPW Racing	2:02.911	13	14	2.821	0.145	86.95
9	27	M3	9 Georgina POLDEN	KTM - RS Racing	2:03.153	11	11	3.063	0.242	86.78
10	35	M3	10 Elliot LODGE	Honda - Essential Team Racing / SP125	2:03.398	14	14	3.308	0.245	86.61
11	71	M3	11 Christoph BEINLICH	Honda - Beinlich Racing Team	2:04.483	3	11	4.393	1.085	85.85
12	62	M3	12 Vasco VAN DER VALK	Honda - Team ILR / Vasco62.nl	2:04.815	13	15	4.725	0.332	85.63
13	42	M3	13 Brian SLOOTEN	Honda - Bakker Frames Holland	2:05.024	4	13	4.934	0.209	85.48
14	98	M3	14 Tomas DE VRIES	Honda - DAT Racing	2:05.076	14	14	4.986	0.052	85.45
15	44	M3	15 Edmund BEST	Honda - SymCirrus Motorsport	2:05.112	4	14	5.022	0.036	85.42
16	74	M3	16 Joseph THOMPSON	Repli-Cast Moto 3 - Repli-Cast UK	2:05.120	12	14	5.030	0.008	85.42
17	2	M3	17 Joe THOMAS	Honda - Team ILR	2:05.182	12	12	5.092	0.062	85.38
18	65		1 Josh OWENS	Honda - JPL Racing	2:05.615	14	14	5.525	0.433	85.08
19	20	M3	18 Joel MARKLUND	Honda - Marklund Solutions	2:06.011	13	13	5.921	0.396	84.81
20	25	M3	19 Mike BROUWERS	Honda - Joma / Brouwersracingteam	2:06.218	12	14	6.128	0.207	84.67
21	17		2 Wesley JONKER	Luyten Honda - Racing Family	2:06.947	6	12	6.857	0.729	84.19
22	8	M3	20 TJ TOMS	Repli-Cast Moto 3 - Repli-Cast - Armstrong	2:06.989	11	13	6.899	0.042	84.16
23	70		3 Ryan LONGSHAW	Honda - RCD Motorsport	2:07.202	11	14	7.112	0.213	84.02
24	16		4 Andrew SAWFORD	Aprilia - Si Neots Motorcycle Co Ltd	2:07.853	10	13	7.763	0.651	83.59
25	3		5 Mark CLAYTON	Honda - SP125 / Refined Recruitment	2:08.059	6	13	7.969	0.206	83.46
26	19		6 Aaron CLIFFORD	Honda - Cresswell Racing	2:08.476	4	4	8.386	0.417	83.19
27	21	M3	21 Richard KERR	Honda - Bob Wylie Racing	2:08.638	5	7	8.548	0.162	83.08
28	11		7 Stephen CAMPBELL	Honda - Campbell Racing	2:08.920	9	13	8.830	0.282	82.90
29	87		8 Jamie EDWARDS	Nykos - Kinpac Racing	2:09.135	3	3	9.045	0.215	82.76
30	72		9 Cameron HORSMAN	EE125 - FAB-Racing	2:09.568	10	10	9.478	0.433	82.49
31	34		10 Liam DELVES	Honda - Crucials Sauce / Banks Racing	2:09.684	12	13	9.594	0.116	82.41
32	24		11 Tasia RODINK	Honda - Promemo Racing	2:10.127	9	11	10.037	0.443	82.13
33	13	M3	22 Sam BURMAN	Honda - WNT / Burman Racing	2:11.750	5	13	11.660	1.623	81.12
34	4		12 Louis VALLELEY	KTM - CM Racing	2:11.963	6	12	11.873	0.213	80.99

QUALIFYING LAPTIME (110.0% of 2:00.090) = 2:12.099

35	9		13 David WALES	Honda - TAD Racing	2:13.895	13	13	13.805	1.932	79.82
36	97		14 Adam MOORE	KTM - Cresswell Racing			1			
37	7		15 Jamie ASHBY	Honda - SP125 / JPA Racing						

Weather / Track : Bright / Dry

These results are provisional until the conclusion of any judicial and technical matters.

Snetterton 300

Circuit Length = 2.9689 miles

Start: 10:06 Flag 10:36 End: 10:38

Race Director :	Stewards :	Timekeeper :
-----------------	------------	--------------

Results can be found at [www.britishsuperbike.com](http://www.britishsuperbike.com)

Printed - 10:38 Saturday, 20 June 2015

# MCRCB BULLETIN TK088

## 2015 MCE British Superbike Championship - Round 4

### 2015 HEL British Motostar Championship

#### QUALIFYING 2 - SECTOR ANALYSIS

SECTOR 1 = FL to I1, SECTOR 2 = I1 to I2, SECTOR 3 = I2 to FL, DIFF = Difference To Personal Best Lap

P1		6 M3		Taz TAYLOR		KTM - RS Racing					
IDEAL LAP TIME : 1:59.939		BEST LAP TIME : 2:00.090		DIFFERENCE : 0.151							
LAP	SECTOR 1	SECTOR 2	SECTOR 3	LAP TIME	MPH	DIFF	TIME OF DAY				
1 -	OUTLAP	101.9	46.284	116.7	43.001	125.9	2:13.027	80.34	12.937	10:09:35.258	
2 -	39.955	110.0	44.315	134.2	41.016	124.2	2:05.286	85.30	5.196	10:11:40.544	
3 -	38.455	117.5	43.292	135.0	40.712	124.5	2:02.459	87.27	2.369	10:13:43.003	
4 -	42.981	110.3	43.641	136.3	40.685	125.2	2:07.307	83.95	7.217	10:15:50.310	
5 -	38.587	108.2	44.066	136.1	40.696	<b>126.8</b>	2:03.349	86.64	3.259	10:17:53.659	
6 -	38.269	<b>120.0</b>	43.633	137.2	40.614	124.0	2:02.516	87.23	2.426	10:19:56.175	
7 -	38.266	116.1	43.255	135.2	IN PIT		4:05.629	<b>P</b>	43.51	2:05.539	10:24:01.804
8 -	OUTLAP	113.1	48.890	97.5	44.524	124.0	2:16.538	78.27	16.448	10:26:18.342	
9 -	38.289	116.7	43.269	<b>137.7</b>	40.912	123.5	2:02.470	87.27	2.380	10:28:20.812	
10 -	37.894	117.3	43.017	137.2	40.379	125.2	2:01.290	<b>(3)</b>	88.12	1.200	10:30:22.102
11 -	37.934	118.5	42.602	136.9	40.844	124.7	2:01.380	88.05	1.290	10:32:23.482	
12 -	<b>37.480</b>	<b>120.0</b>	<b>42.486</b>	137.2	40.124	125.4	<b>2:00.090</b>	<b>(1)</b>	<b>89.00</b>		<b>10:34:23.572</b>
13 -	37.753	119.4	42.754	137.5	<b>39.973</b>	124.5	2:00.480	<b>(2)</b>	88.71	0.390	10:36:24.052

P2		95 M3		Scott DEROUÉ		KTM - Redline KTM					
IDEAL LAP TIME : 2:00.959		BEST LAP TIME : 2:01.021		DIFFERENCE : 0.062							
LAP	SECTOR 1	SECTOR 2	SECTOR 3	LAP TIME	MPH	DIFF	TIME OF DAY				
1 -	OUTLAP	107.7	45.301	115.1	43.533	123.8	2:13.960	79.78	12.939	10:08:19.980	
2 -	38.253	118.5	43.403	135.8	41.242	123.8	2:02.898	86.96	1.877	10:10:22.878	
3 -	41.410	80.4	48.335	106.8	41.825	124.5	2:11.570	81.23	10.549	10:12:34.448	
4 -	38.143	119.6	43.146	135.2	40.201	<b>124.7</b>	2:01.490	<b>(3)</b>	87.97	0.469	10:14:35.938
5 -	38.056	119.4	43.055	135.0	41.168	122.2	2:02.279	87.40	1.258	10:16:38.217	
6 -	40.662	104.6	44.911	133.4	41.396	123.5	2:06.969	84.17	5.948	10:18:45.186	
7 -	42.691	101.2	46.409	123.8	IN PIT		4:53.904	<b>P</b>	36.36	2:52.883	10:23:39.090
8 -	OUTLAP	76.9	54.945	83.7	46.887	123.5	2:42.497	65.77	41.476	10:26:21.587	
9 -	38.664	118.5	43.626	<b>136.1</b>	40.548	123.5	2:02.838	87.00	1.817	10:28:24.425	
10 -	38.173	120.0	43.513	135.5	40.226	123.3	2:01.912	87.67	0.891	10:30:26.337	
11 -	38.041	119.4	<b>42.943</b>	135.2	<b>40.037</b>	124.0	<b>2:01.021</b>	<b>(1)</b>	<b>88.31</b>		<b>10:32:27.358</b>
12 -	38.287	114.9	43.426	135.5	40.502	123.8	2:02.215	87.45	1.194	10:34:29.573	
13 -	<b>37.979</b>	<b>120.4</b>	43.010	134.4	40.475	123.1	2:01.464	<b>(2)</b>	87.99	0.443	10:36:31.037

P3		26 M3		Dani SAEZ		Repli-Cast Moto 3 - Repli-Cast - Armstrong					
IDEAL LAP TIME : 2:01.477		BEST LAP TIME : 2:01.812		DIFFERENCE : 0.335							
LAP	SECTOR 1	SECTOR 2	SECTOR 3	LAP TIME	MPH	DIFF	TIME OF DAY				
1 -	38.978	115.3	43.715	132.1	40.837	120.2	2:03.530	86.52	1.718	10:10:27.913	
2 -	39.127	115.3	43.630	132.1	40.363	121.3	2:03.120	86.81	1.308	10:12:31.033	
3 -	38.499	116.5	43.893	130.3	40.622	120.0	2:03.014	86.88	1.202	10:14:34.047	
4 -	39.021	115.5	43.444	131.8	41.954	122.0	2:04.419	85.90	2.607	10:16:38.466	
5 -	38.816	116.7	43.346	132.1	40.457	119.4	2:02.619	87.16	0.807	10:18:41.085	
6 -	46.834	111.6	49.185	94.2	IN PIT		7:19.250	<b>P</b>	24.33	5:17.438	10:26:00.335
7 -	OUTLAP	113.1	44.387	133.1	40.835	120.2	2:12.741	80.51	10.929	10:28:13.076	
8 -	38.495	<b>118.1</b>	<b>43.238</b>	<b>133.9</b>	40.451	121.7	2:02.184	<b>(3)</b>	87.47	0.372	10:30:15.260
9 -	39.589	114.3	43.828	131.3	40.569	120.4	2:03.986	86.20	2.174	10:32:19.246	
10 -	38.508	117.3	43.247	132.3	<b>40.104</b>	<b>123.1</b>	2:01.859	<b>(2)</b>	87.70	0.047	10:34:21.105
11 -	<b>38.135</b>	117.9	43.240	132.3	40.437	119.6	<b>2:01.812</b>	<b>(1)</b>	<b>87.74</b>		<b>10:36:22.917</b>

P4		1 M3		Edward RENDELL		Ten Kate Honda - Banks Racing					
IDEAL LAP TIME : 2:02.185		BEST LAP TIME : 2:02.255		DIFFERENCE : 0.070							
LAP	SECTOR 1	SECTOR 2	SECTOR 3	LAP TIME	MPH	DIFF	TIME OF DAY				
1 -	OUTLAP	112.7	45.559	128.8	42.171	118.9	2:11.645	81.18	9.390	10:08:42.429	
2 -	39.073	115.1	44.202	<b>130.0</b>	41.561	118.9	2:04.836	85.61	2.581	10:10:47.265	
3 -	39.070	114.3	43.835	<b>130.0</b>	40.813	<b>121.5</b>	2:03.718	86.39	1.463	10:12:50.983	
4 -	39.437	114.1	43.834	128.5	40.800	119.1	2:04.071	86.14	1.816	10:14:55.054	
5 -	38.905	115.1	43.695	<b>130.0</b>	IN PIT		3:49.904	<b>P</b>	46.48	1:47.649	10:18:44.958
6 -	OUTLAP	111.1	44.050	<b>130.0</b>	IN PIT		2:23.044	<b>P</b>	74.71	20.789	10:21:08.002
7 -	OUTLAP	114.7	44.038	128.8	40.655	120.6	2:06.792	84.29	4.537	10:23:14.794	
8 -	39.610	114.7	46.379	125.6	IN PIT		2:49.132	<b>P</b>	63.19	46.877	10:26:03.926

Weather / Track : Bright / Dry

Snetterton 300  
Circuit Length = 2.9689 miles  
Start: 10:06 Flag 10:36 End: 10:38

**MCRCB BULLETIN TK088**

**2015 MCE British Superbike Championship - Round 4**

**2015 HEL British Motostar Championship**

**QUALIFYING 2 - SECTOR ANALYSIS**

SECTOR 1 = FL to I1, SECTOR 2 = I1 to I2, SECTOR 3 = I2 to FL, DIFF = Difference To Personal Best Lap

9 -	OUTLAP	<b>115.9</b>	44.683	129.8	41.413	116.5	2:07.793	83.63	5.538	10:28:11.719
10 -	38.910	115.5	43.699	129.5	40.719	117.5	2:03.328	86.66	1.073	10:30:15.047
11 -	38.783	114.9	43.810	129.3	40.729	116.3	2:03.322 (3)	86.66	1.067	10:32:18.369
12 -	38.383	115.5	43.359	129.5	<b>40.513</b>	117.5	<b>2:02.255 (1)</b>	<b>87.42</b>		<b>10:34:20.624</b>
13 -	<b>38.330</b>	<b>115.9</b>	<b>43.342</b>	128.8	40.677	117.1	2:02.349 (2)	87.35	0.094	10:36:22.973

<b>P5 47 M3 Jake ARCHER</b>		Honda - RS Racing								
IDEAL LAP TIME : 2:02.025		BEST LAP TIME : 2:02.351			DIFFERENCE : 0.326					
LAP	SECTOR 1	SECTOR 2	SECTOR 3	LAP TIME	MPH	DIFF	TIME OF DAY			
1 -	OUTLAP	99.8	46.354	128.0	42.921	120.9	2:13.944	79.79	11.593	10:09:34.890
2 -	40.172	105.3	44.494	129.8	41.492	122.9	2:06.158	84.71	3.807	10:11:41.048
3 -	39.261	104.5	44.060	129.3	41.212	122.0	2:04.533	85.82	2.182	10:13:45.581
4 -	39.175	109.6	43.773	130.0	41.040	122.4	2:03.988	86.20	1.637	10:15:49.569
5 -	38.810	103.8	44.161	126.8	40.978	123.3	2:03.949	86.22	1.598	10:17:53.518
6 -	38.859	108.5	43.831	130.3	40.743	124.0	2:03.433 (3)	86.59	1.082	10:19:56.951
7 -	38.733	107.3	43.692	132.8	IN PIT		4:11.546 P	42.48	2:09.195	10:24:08.497
8 -	OUTLAP	109.6	44.238	125.2	42.389	122.6	2:08.472	83.19	6.121	10:26:16.969
9 -	38.909	111.1	43.422	133.6	41.481	121.7	2:03.812	86.32	1.461	10:28:20.781
10 -	38.362	<b>114.3</b>	<b>43.145</b>	<b>134.7</b>	40.844	122.6	<b>2:02.351 (1)</b>	<b>87.35</b>		<b>10:30:23.132</b>
11 -	38.693	113.9	43.420	131.5	41.110	121.7	2:03.223 (2)	86.73	0.872	10:32:26.355
12 -	39.104	112.7	43.689	128.3	<b>40.644</b>	<b>124.7</b>	2:03.437	86.58	1.086	10:34:29.792

<b>P6 86 M3 Charlie NESBITT</b>		Repli-Cast Moto 3 - Repli-Cast UK								
IDEAL LAP TIME : 2:02.335		BEST LAP TIME : 2:02.658			DIFFERENCE : 0.323					
LAP	SECTOR 1	SECTOR 2	SECTOR 3	LAP TIME	MPH	DIFF	TIME OF DAY			
1 -	OUTLAP	97.3	46.930	129.3	42.728	117.7	2:18.594	77.11	15.936	10:08:24.319
2 -	39.732	112.9	44.250	130.0	40.952	119.8	2:04.934	85.54	2.276	10:10:29.253
3 -	39.157	112.5	43.821	130.5	40.923	119.8	2:03.901	86.26	1.243	10:12:33.154
4 -	38.719	<b>115.9</b>	43.575	130.5	40.552	<b>122.4</b>	2:02.846 (2)	87.00	0.188	10:14:36.000
5 -	<b>38.459</b>	115.5	43.861	129.3	<b>40.338</b>	<b>122.4</b>	<b>2:02.658 (1)</b>	<b>87.13</b>		<b>10:16:38.658</b>
6 -	39.363	111.2	44.162	129.0	40.667	118.5	2:04.192	86.06	1.534	10:18:42.850
7 -	42.876	87.6	45.937	<b>132.1</b>	41.389	121.5	2:10.202	82.08	7.544	10:20:53.052
8 -	38.870	114.1	44.512	127.8	41.340	115.3	2:04.722	85.69	2.064	10:22:57.774
9 -	38.942	113.5	45.201	128.5	41.235	117.5	2:05.378	85.24	2.720	10:25:03.152
10 -	38.767	112.7	43.627	129.8	40.554	119.8	2:02.948 (3)	86.93	0.290	10:27:06.100
11 -	38.668	112.2	43.708	129.0	40.937	116.7	2:03.313	86.67	0.655	10:29:09.413
12 -	38.911	112.7	<b>43.538</b>	129.5	40.740	116.3	2:03.189	86.76	0.531	10:31:12.602
13 -	46.579	90.3	47.472	115.7	43.620	107.7	2:17.671	77.63	15.013	10:33:30.273
14 -	39.699	111.6	44.299	128.0	40.801	118.5	2:04.799	85.64	2.141	10:35:35.072
15 -	38.637	112.9	44.117	128.3	41.158	116.9	2:03.912	86.25	1.254	10:37:38.984

<b>P7 52 M3 Jorel BOERBOOM</b>		Kalex KTM - FPW Racing								
IDEAL LAP TIME : 2:02.575		BEST LAP TIME : 2:02.766			DIFFERENCE : 0.191					
LAP	SECTOR 1	SECTOR 2	SECTOR 3	LAP TIME	MPH	DIFF	TIME OF DAY			
1 -	OUTLAP	111.1	46.058	133.4	42.596	122.6	2:14.415	79.51	11.649	10:08:17.369
2 -	39.141	112.9	44.355	133.9	41.647	121.5	2:05.143	85.40	2.377	10:10:22.512
3 -	39.027	112.9	44.026	133.9	41.394	123.5	2:04.447	85.88	1.681	10:12:26.959
4 -	38.854	113.1	43.858	133.9	<b>40.704</b>	124.5	2:03.416	86.60	0.650	10:14:30.375
5 -	38.511	113.5	46.946	122.2	42.407	124.5	2:07.864	83.58	5.098	10:16:38.239
6 -	38.644	<b>116.3</b>	43.684	133.9	41.129	124.5	2:03.457	86.57	0.691	10:18:41.696
7 -	45.459	100.6	44.263	134.7	41.263	<b>125.6</b>	2:10.985	81.59	8.219	10:20:52.681
8 -	40.992	101.5	45.800	134.4	41.362	124.5	2:08.154	83.40	5.388	10:23:00.835
9 -	38.876	112.9	44.072	<b>135.5</b>	41.111	124.0	2:04.059	86.15	1.293	10:25:04.894
10 -	38.461	113.1	<b>43.461</b>	135.2	40.844	123.3	<b>2:02.766 (1)</b>	<b>87.06</b>		<b>10:27:07.660</b>
11 -	38.584	114.3	43.916	134.2	40.880	122.6	2:03.380 (3)	86.62	0.614	10:29:11.040
12 -	38.754	112.9	43.654	134.7	40.717	123.5	2:03.125 (2)	86.80	0.359	10:31:14.165
13 -	44.452	92.4	48.587	110.9	42.862	124.0	2:15.901	78.64	13.135	10:33:30.066
14 -	39.597	111.8	44.832	124.9	41.361	123.1	2:05.790	84.96	3.024	10:35:35.856
15 -	<b>38.410</b>	115.9	43.880	135.0	41.343	122.2	2:03.633	86.45	0.867	10:37:39.489

Weather / Track : Bright / Dry

Snetterton 300  
Circuit Length = 2.9689 miles  
Start: 10:06 Flag 10:36 End: 10:38

# MCRCB BULLETIN TK088

## 2015 MCE British Superbike Championship - Round 4

### 2015 HEL British Motostar Championship

#### QUALIFYING 2 - SECTOR ANALYSIS

SECTOR 1 = FL to I1, SECTOR 2 = I1 to I2, SECTOR 3 = I2 to FL, DIFF = Difference To Personal Best Lap

P8		77 M3		Alex PERSSON			Kalex KTM - PWR / FPW Racing			
IDEAL LAP TIME : 2:02.833		BEST LAP TIME : 2:02.911			DIFFERENCE : 0.078					
LAP	SECTOR 1	SECTOR 2		SECTOR 3		LAP TIME	MPH	DIFF	TIME OF DAY	
1 -	OUTLAP	96.9	47.251	<b>133.1</b>	42.961	<b>123.1</b>	2:19.502	76.61	16.591	10:08:27.172
2 -	39.389	111.6	45.601	132.8	41.711	122.0	2:06.701	84.35	3.790	10:10:33.873
3 -	38.999	115.5	43.989	132.3	41.651	121.5	2:04.639	85.75	1.728	10:12:38.512
4 -	39.091	113.7	44.060	130.8	41.284	122.0	2:04.435	85.89	1.524	10:14:42.947
5 -	38.921	113.1	43.818	132.1	41.162	122.2	2:03.901	86.26	0.990	10:16:46.848
6 -	38.958	115.1	43.799	131.0	41.109	121.1	2:03.866	86.28	0.955	10:18:50.714
7 -	39.498	110.7	44.638	131.0	IN PIT		4:27.481	<b>P</b> 39.95	2:24.570	10:23:18.195
8 -	OUTLAP	107.3	45.371	131.3	42.598	120.4	2:13.824	79.86	10.913	10:25:32.019
9 -	39.229	113.1	43.991	132.1	41.648	120.9	2:04.868	85.59	1.957	10:27:36.887
10 -	39.063	<b>117.1</b>	43.852	132.3	40.913	121.5	2:03.828	<b>(3)</b> 86.31	0.917	10:29:40.715
11 -	38.873	115.5	43.981	132.8	41.383	120.0	2:04.237	86.02	1.326	10:31:44.952
12 -	38.682	115.1	44.019	130.8	42.303	120.2	2:05.004	85.50	2.093	10:33:49.956
<b>13 -</b>	38.663	115.7	<b>43.343</b>	131.5	<b>40.905</b>	121.5	<b>2:02.911</b>	<b>(1)</b> <b>86.95</b>		<b>10:35:52.867</b>
14 -	<b>38.585</b>	116.1	43.440	132.6	41.306	120.4	2:03.331	<b>(2)</b> 86.66	0.420	10:37:56.198

P9		27 M3		Georgina POLDEN			KTM - RS Racing			
IDEAL LAP TIME : 2:03.020		BEST LAP TIME : 2:03.153			DIFFERENCE : 0.133					
LAP	SECTOR 1	SECTOR 2		SECTOR 3		LAP TIME	MPH	DIFF	TIME OF DAY	
1 -	OUTLAP	99.7	46.302	125.4	43.001	122.9	2:13.323	80.16	10.170	10:09:35.110
2 -	40.049	101.3	44.638	132.1	41.361	<b>124.7</b>	2:06.048	84.79	2.895	10:11:41.158
3 -	39.266	105.8	44.150	131.5	41.247	123.3	2:04.663	85.73	1.510	10:13:45.821
4 -	39.026	105.3	<b>43.755</b>	132.1	41.018	122.2	2:03.799	86.33	0.646	10:15:49.620
5 -	38.924	105.1	43.970	131.8	40.770	121.5	2:03.664	<b>(3)</b> 86.42	0.511	10:17:53.284
6 -	<b>38.532</b>	116.3	43.882	131.8	40.942	122.6	2:03.356	<b>(2)</b> 86.64	0.203	10:19:56.640
7 -	38.754	107.2	44.009	131.0	IN PIT		3:59.514	<b>P</b> 44.62	1:56.361	10:23:56.154
8 -	OUTLAP	106.8	45.135	129.3	42.483	120.9	2:13.599	80.00	10.446	10:26:09.753
9 -	39.439	114.5	43.957	<b>133.6</b>	40.874	122.6	2:04.270	86.00	1.117	10:28:14.023
10 -	38.683	110.9	44.509	133.4	41.088	121.3	2:04.280	86.00	1.127	10:30:18.303
<b>11 -</b>	38.608	115.3	43.812	132.6	<b>40.733</b>	121.7	<b>2:03.153</b>	<b>(1)</b> <b>86.78</b>		<b>10:32:21.456</b>

P10		35 M3		Elliot LODGE			Honda - Essential Team Racing / SP125			
IDEAL LAP TIME : 2:03.348		BEST LAP TIME : 2:03.398			DIFFERENCE : 0.050					
LAP	SECTOR 1	SECTOR 2		SECTOR 3		LAP TIME	MPH	DIFF	TIME OF DAY	
1 -	39.371	113.1	44.282	129.3	41.578	118.1	2:05.231	85.34	1.833	10:10:22.911
2 -	39.976	106.8	44.391	127.5	41.786	116.9	2:06.153	84.72	2.755	10:12:29.064
3 -	41.381	110.7	44.051	127.5	41.390	118.7	2:06.822	84.27	3.424	10:14:35.886
4 -	38.891	114.3	44.096	129.8	41.448	120.2	2:04.435	<b>(2)</b> 85.89	1.037	10:16:40.321
5 -	39.186	109.6	44.662	130.0	41.593	<b>120.9</b>	2:05.441	85.20	2.043	10:18:45.762
6 -	40.332	105.0	44.532	126.6	41.602	117.7	2:06.466	84.51	3.068	10:20:52.228
7 -	39.931	112.9	45.375	128.0	42.227	120.2	2:07.533	83.80	4.135	10:22:59.761
8 -	40.115	112.4	45.122	<b>131.0</b>	42.178	117.3	2:07.415	83.88	4.017	10:25:07.176
9 -	39.076	113.3	43.879	129.5	41.579	117.7	2:04.534	<b>(3)</b> 85.82	1.136	10:27:11.710
10 -	38.925	114.3	45.358	129.0	42.443	117.9	2:06.726	84.34	3.328	10:29:18.436
11 -	39.528	114.3	44.277	128.0	41.304	116.7	2:05.109	85.43	1.711	10:31:23.545
12 -	38.954	<b>115.5</b>	44.861	110.3	42.941	120.0	2:06.756	84.32	3.358	10:33:30.301
13 -	39.038	115.1	45.822	129.5	<b>41.194</b>	119.4	2:06.054	84.78	2.656	10:35:36.355
<b>14 -</b>	<b>38.485</b>	115.1	<b>43.669</b>	130.0	41.244	119.6	<b>2:03.398</b>	<b>(1)</b> <b>86.61</b>		<b>10:37:39.753</b>

P11		71 M3		Christoph BEINLICH			Honda - Beinlich Racing Team			
IDEAL LAP TIME : 2:04.103		BEST LAP TIME : 2:04.483			DIFFERENCE : 0.380					
LAP	SECTOR 1	SECTOR 2		SECTOR 3		LAP TIME	MPH	DIFF	TIME OF DAY	
1 -	OUTLAP	97.3	46.877	<b>132.1</b>	42.181	120.2	2:19.482	76.62	14.999	10:08:24.742
2 -	39.858	114.1	44.780	130.8	41.387	120.0	2:06.025	84.80	1.542	10:10:30.767
<b>3 -</b>	39.113	116.1	44.004	131.0	<b>41.366</b>	<b>121.5</b>	<b>2:04.483</b>	<b>(1)</b> <b>85.85</b>		<b>10:12:35.250</b>
4 -	38.921	115.9	44.183	129.3	41.408	118.5	2:04.512	<b>(2)</b> 85.83	0.029	10:14:39.762
5 -	39.056	111.2	45.499	118.9	IN PIT		8:58.675	<b>P</b> 19.84	6:54.192	10:23:38.437
6 -	OUTLAP	106.3	45.978	128.0	42.502	117.1	2:18.899	76.94	14.416	10:25:57.336

Weather / Track : Bright / Dry

Snetterton 300

Circuit Length = 2.9689 miles

Start: 10:06 Flag 10:36 End: 10:38



# MCRCB BULLETIN TK088

## 2015 MCE British Superbike Championship - Round 4

### 2015 HEL British Motostar Championship

#### QUALIFYING 2 - SECTOR ANALYSIS

SECTOR 1 = FL to I1, SECTOR 2 = I1 to I2, SECTOR 3 = I2 to FL, DIFF = Difference To Personal Best Lap

P15		44 M3		Edmund BEST		Honda - SymCirus Motorsport				
IDEAL LAP TIME : 2:04.896		BEST LAP TIME : 2:05.112		DIFFERENCE : 0.216						
LAP	SECTOR 1	SECTOR 2	SECTOR 3	LAP TIME	MPH	DIFF	TIME OF DAY			
1 -	OUTLAP	107.5	46.175	124.2	43.887	118.3	2:16.257	78.44	11.145	10:08:20.943
2 -	39.810	107.7	45.328	126.3	42.688	117.5	2:07.826	83.61	2.714	10:10:28.769
3 -	40.135	106.8	44.389	127.8	41.935	<b>118.7</b>	2:06.459	84.51	1.347	10:12:35.228
<b>4 -</b>	<b>39.419</b>	<b>112.5</b>	<b>44.088</b>	<b>128.3</b>	<b>41.605</b>	<b>118.7</b>	<b>2:05.112 (1)</b>	<b>85.42</b>		<b>10:14:40.340</b>
5 -	39.299	112.9	44.428	126.6	42.211	116.7	2:05.938 (2)	84.86	0.826	10:16:46.278
6 -	40.070	111.2	44.283	127.3	42.093	116.9	2:06.446 (3)	84.52	1.334	10:18:52.724
7 -	39.459	106.3	45.011	127.0	42.594	116.3	2:07.064	84.11	1.952	10:20:59.788
8 -	40.367	100.4	46.382	125.9	IN PIT		4:06.567 P	43.34	2:01.455	10:25:06.355
9 -	OUTLAP	111.1	44.941	128.0	42.725	115.3	2:11.249	81.43	6.137	10:27:17.604
10 -	39.672	112.2	44.732	126.3	42.504	116.1	2:06.908	84.21	1.796	10:29:24.512
11 -	39.492	111.2	45.147	127.0	42.307	115.9	2:06.946	84.19	1.834	10:31:31.458
12 -	39.736	111.1	45.111	125.4	42.324	116.7	2:07.171	84.04	2.059	10:33:38.629
13 -	39.581	107.0	44.879	127.3	42.080	118.3	2:06.540	84.46	1.428	10:35:45.169
14 -	<b>39.203</b>	<b>113.5</b>	45.334	126.8	42.407	114.9	2:06.944	84.19	1.832	10:37:52.113

P16		74 M3		Joseph THOMPSON		Repli-Cast Moto 3 - Repli-Cast UK				
IDEAL LAP TIME : 2:04.580		BEST LAP TIME : 2:05.120		DIFFERENCE : 0.540						
LAP	SECTOR 1	SECTOR 2	SECTOR 3	LAP TIME	MPH	DIFF	TIME OF DAY			
1 -	OUTLAP	94.6	48.979	129.5	43.013	119.8	2:22.908	74.78	17.788	10:08:28.794
2 -	39.936	106.3	45.440	<b>131.8</b>	42.495	119.8	2:07.871	83.58	2.751	10:10:36.665
3 -	39.561	110.1	46.108	106.3	IN PIT		3:42.995 P	47.92	1:37.875	10:14:19.660
4 -	OUTLAP	104.6	50.452	99.4	42.962	118.5	2:18.518	77.16	13.398	10:16:38.178
5 -	39.728	112.7	44.293	128.0	<b>41.369</b>	119.8	2:05.390 (3)	85.23	0.270	10:18:43.568
6 -	39.812	98.6	47.892	120.0	42.339	<b>120.0</b>	2:10.043	82.18	4.923	10:20:53.611
7 -	39.127	107.7	44.770	131.0	42.187	119.6	2:06.084	84.76	0.964	10:22:59.695
8 -	39.560	112.0	45.876	125.9	43.973	118.5	2:09.409	82.59	4.289	10:25:09.104
9 -	39.405	111.2	44.565	129.8	41.841	118.3	2:05.811	84.95	0.691	10:27:14.915
10 -	44.289	84.5	1:00.491	99.5	41.809	119.6	2:26.589	72.91	21.469	10:29:41.504
11 -	39.555	112.2	<b>44.197</b>	130.0	41.807	117.1	2:05.559	85.12	0.439	10:31:47.063
<b>12 -</b>	<b>39.057</b>	<b>113.9</b>	44.387	128.0	41.676	119.6	<b>2:05.120 (1)</b>	<b>85.42</b>		<b>10:33:52.183</b>
13 -	<b>39.014</b>	114.1	44.683	128.8	42.001	118.1	2:05.698	85.02	0.578	10:35:57.881
14 -	39.236	<b>114.3</b>	44.457	129.3	41.588	117.1	2:05.281 (2)	85.31	0.161	10:38:03.162

P17		2 M3		Joe THOMAS		Honda - Team ILR				
IDEAL LAP TIME : 2:04.959		BEST LAP TIME : 2:05.182		DIFFERENCE : 0.223						
LAP	SECTOR 1	SECTOR 2	SECTOR 3	LAP TIME	MPH	DIFF	TIME OF DAY			
1 -	OUTLAP	105.8	47.140	129.3	42.868	<b>117.9</b>	2:18.359	77.24	13.177	10:08:26.508
2 -	39.769	112.7	44.819	<b>130.5</b>	IN PIT		3:44.538 P	47.60	1:39.356	10:12:11.046
3 -	OUTLAP	97.1	46.715	124.2	42.154	116.5	2:18.992	76.89	13.810	10:14:30.038
4 -	39.743	106.3	45.401	126.6	IN PIT		3:06.186 P	57.40	1:01.004	10:17:36.224
5 -	OUTLAP	108.0	45.302	127.3	42.273	116.7	2:10.849	81.68	5.667	10:19:47.073
6 -	39.699	109.1	46.892	124.2	IN PIT		3:29.803 P	50.94	1:24.621	10:23:16.876
7 -	OUTLAP	112.7	<b>44.225</b>	129.5	41.578	115.9	2:07.357	83.92	2.175	10:25:24.233
8 -	39.410	111.8	44.827	127.5	42.143	115.9	2:06.380 (3)	84.57	1.198	10:27:30.613
9 -	40.192	107.8	45.969	130.3	IN PIT		3:42.844 P	47.96	1:37.662	10:31:13.457
10 -	OUTLAP	111.1	44.631	124.9	41.836	115.9	2:09.740	82.38	4.558	10:33:23.197
11 -	39.300	112.2	44.469	127.0	<b>41.508</b>	116.3	2:05.277 (2)	85.31	0.095	10:35:28.474
<b>12 -</b>	<b>39.226</b>	<b>113.9</b>	44.333	127.5	41.623	115.3	<b>2:05.182 (1)</b>	<b>85.38</b>		<b>10:37:33.656</b>

P18		65		Josh OWENS		Honda - JPL Racing				
IDEAL LAP TIME : 2:05.132		BEST LAP TIME : 2:05.615		DIFFERENCE : 0.483						
LAP	SECTOR 1	SECTOR 2	SECTOR 3	LAP TIME	MPH	DIFF	TIME OF DAY			
1 -	OUTLAP	96.2	49.119	<b>127.3</b>	47.505	112.7	2:27.775	72.32	22.160	10:08:34.436
2 -	42.002	106.8	45.626	124.5	42.191	113.5	2:09.819	82.33	4.204	10:10:44.255
3 -	39.872	110.0	45.177	124.7	41.623	114.7	2:06.672	84.37	1.057	10:12:50.927
4 -	39.751	112.2	45.486	124.5	<b>41.335</b>	114.1	2:06.572	84.44	0.957	10:14:57.499
5 -	39.658	109.8	44.662	123.8	41.437	113.3	2:05.757 (3)	84.98	0.142	10:17:03.256

Snetterton 300

Circuit Length = 2.9689 miles

Start: 10:06 Flag 10:36 End: 10:38

Weather / Track : Bright / Dry

MCRCB BULLETIN TK088

2015 MCE British Superbike Championship - Round 4

2015 HEL British Motostar Championship

QUALIFYING 2 - SECTOR ANALYSIS

SECTOR 1 = FL to I1, SECTOR 2 = I1 to I2, SECTOR 3 = I2 to FL, DIFF = Difference To Personal Best Lap

6 -	39.637	111.2	44.928	123.1	41.634	113.7	2:06.199	84.69	0.584	10:19:09.455
7 -	39.449	110.7	44.883	122.4	41.389	114.9	2:05.721 (2)	85.01	0.106	10:21:15.176
8 -	39.684	111.1	44.771	123.5	42.421	112.9	2:06.876	84.24	1.261	10:23:22.052
9 -	40.125	98.1	47.481	115.5	IN PIT		3:24.921 P	52.15	1:19.306	10:26:46.973
10 -	OUTLAP	55.0	49.725	122.6	43.537	111.8	2:30.161	71.17	24.546	10:29:17.134
11 -	40.098	110.3	45.233	126.6	41.920	112.9	2:07.251	83.99	1.636	10:31:24.385
12 -	39.562	111.6	44.653	125.2	42.358	115.7	2:06.573	84.44	0.958	10:33:30.958
13 -	39.641	<b>112.9</b>	44.706	126.8	41.580	<b>115.9</b>	2:05.927	84.87	0.312	10:35:36.885
14 -	<b>39.288</b>	112.5	<b>44.509</b>	124.2	41.818	112.0	<b>2:05.615 (1)</b>	<b>85.08</b>		<b>10:37:42.500</b>

<b>P19</b>	<b>20</b>	<b>M3</b>	<b>Joel MARKLUND</b>				Honda - Marklund Solutions			
IDEAL LAP TIME : 2:05.421		BEST LAP TIME : 2:06.011		DIFFERENCE : 0.590						
LAP	SECTOR 1	SECTOR 2	SECTOR 3	LAP TIME	MPH	DIFF	TIME OF DAY			
1 -	OUTLAP	93.2	48.878	128.5	44.284	<b>121.3</b>	2:21.583	75.48	15.572	10:08:30.651
2 -	40.037	106.5	45.817	128.8	42.006	120.6	2:07.860	83.59	1.849	10:10:38.511
3 -	39.667	111.8	45.010	130.8	42.497	120.0	2:07.174	84.04	1.163	10:12:45.685
4 -	39.811	111.2	45.443	130.0	<b>41.587</b>	120.9	2:06.841	84.26	0.830	10:14:52.526
5 -	39.752	114.7	45.024	129.8	41.898	120.0	2:06.674	84.37	0.663	10:16:59.200
6 -	39.652	112.0	44.986	130.0	41.902	120.2	2:06.540 (2)	84.46	0.529	10:19:05.740
7 -	<b>39.530</b>	112.2	44.840	131.0	42.536	118.9	2:06.906	84.22	0.895	10:21:12.646
8 -	39.840	112.5	44.846	129.8	41.901	120.4	2:06.587 (3)	84.43	0.576	10:23:19.233
9 -	40.094	115.1	<b>44.304</b>	132.1	IN PIT		3:12.697 P	55.46	1:06.686	10:26:31.930
10 -	OUTLAP	112.4	45.230	131.0	41.677	119.8	2:11.443	81.31	5.432	10:28:43.373
11 -	39.730	112.2	44.740	131.0	IN PIT		2:25.895 P	73.25	19.884	10:31:09.268
12 -	OUTLAP	111.4	44.956	132.1	41.874	119.8	2:14.202	79.64	8.191	10:33:23.470
13 -	39.809	111.8	44.596	<b>132.3</b>	41.606	120.0	<b>2:06.011 (1)</b>	<b>84.81</b>		<b>10:35:29.481</b>

<b>P20</b>	<b>25</b>	<b>M3</b>	<b>Mike BROUWERS</b>				Honda - Joma / Brouwersracingteam			
IDEAL LAP TIME : 2:05.856		BEST LAP TIME : 2:06.218		DIFFERENCE : 0.362						
LAP	SECTOR 1	SECTOR 2	SECTOR 3	LAP TIME	MPH	DIFF	TIME OF DAY			
1 -	OUTLAP	95.1	47.013	<b>129.0</b>	42.964	<b>117.3</b>	2:18.563	77.13	12.345	10:08:24.823
2 -	40.464	110.7	44.836	128.8	41.946	116.1	2:07.246	83.99	1.028	10:10:32.069
3 -	39.692	110.5	44.829	127.5	42.232	115.7	2:06.753	84.32	0.535	10:12:38.822
4 -	39.662	110.9	45.872	126.1	42.317	<b>117.3</b>	2:07.851	83.59	1.633	10:14:46.673
5 -	39.892	111.2	<b>44.570</b>	128.3	42.478	116.3	2:06.940	84.19	0.722	10:16:53.613
6 -	39.767	110.9	45.181	128.8	IN PIT		3:10.915 P	55.98	1:04.697	10:20:04.528
7 -	OUTLAP	108.7	45.514	124.5	42.214	114.7	2:10.950	81.61	4.732	10:22:15.478
8 -	39.820	110.7	44.770	125.9	42.022	114.1	2:06.612 (3)	84.41	0.394	10:24:22.090
9 -	39.681	111.1	44.801	125.6	41.884	114.7	2:06.366 (2)	84.58	0.148	10:26:28.456
10 -	40.750	96.0	46.493	124.9	42.557	114.7	2:09.800	82.34	3.582	10:28:38.256
11 -	40.288	110.0	45.081	125.9	44.413	113.7	2:09.782	82.35	3.564	10:30:48.038
12 -	39.700	111.8	44.657	124.7	<b>41.861</b>	113.5	<b>2:06.218 (1)</b>	<b>84.67</b>		<b>10:32:54.256</b>
13 -	39.922	<b>112.0</b>	45.526	123.8	41.949	115.1	2:07.397	83.89	1.179	10:35:01.653
14 -	<b>39.425</b>	110.3	45.146	125.9	45.437	114.9	2:10.008	82.21	3.790	10:37:11.661

<b>P21</b>	<b>17</b>	<b>Wesley JONKER</b>				Luyten Honda - Racing Family				
IDEAL LAP TIME : 2:06.651		BEST LAP TIME : 2:06.947		DIFFERENCE : 0.296						
LAP	SECTOR 1	SECTOR 2	SECTOR 3	LAP TIME	MPH	DIFF	TIME OF DAY			
1 -	OUTLAP	66.7	58.525	95.1	46.956	113.9	2:37.486	67.86	30.539	10:12:25.880
2 -	41.658	110.3	50.805	111.6	44.932	114.9	2:17.395	77.79	10.448	10:14:43.275
3 -	40.805	109.4	45.867	123.3	43.343	113.9	2:10.015	82.20	3.068	10:16:53.290
4 -	40.899	108.9	45.346	126.6	42.760	115.7	2:09.005	82.85	2.058	10:19:02.295
5 -	40.270	110.1	45.085	125.2	42.360	115.9	2:07.715	83.68	0.768	10:21:10.010
6 -	40.210	111.8	<b>44.714</b>	<b>127.0</b>	<b>42.023</b>	115.9	<b>2:06.947 (1)</b>	<b>84.19</b>		<b>10:23:16.957</b>
7 -	40.154	111.4	45.029	126.3	IN PIT		3:32.871 P	50.20	1:25.924	10:26:49.828
8 -	OUTLAP	55.1	49.691	123.8	43.399	114.7	2:27.734	72.34	20.787	10:29:17.562
9 -	40.468	111.2	45.100	126.8	42.493	114.5	2:08.061	83.46	1.114	10:31:25.623
10 -	40.093	111.1	44.907	124.2	42.599	115.1	2:07.599 (3)	83.76	0.652	10:33:33.222
11 -	42.153	89.9	47.858	122.4	42.574	<b>116.5</b>	2:12.585	80.61	5.638	10:35:45.807
12 -	<b>39.914</b>	<b>112.0</b>	44.787	124.9	42.670	113.7	2:07.371 (2)	83.91	0.424	10:37:53.178

Weather / Track : Bright / Dry

Snetterton 300  
Circuit Length = 2.9689 miles  
Start: 10:06 Flag 10:36 End: 10:38

**MCRCB BULLETIN TK088**

**2015 MCE British Superbike Championship - Round 4**

**2015 HEL British Motostar Championship**

**QUALIFYING 2 - SECTOR ANALYSIS**

SECTOR 1 = FL to I1, SECTOR 2 = I1 to I2, SECTOR 3 = I2 to FL, DIFF = Difference To Personal Best Lap

<b>P22</b>		<b>8 M3</b>		<b>TJ TOMS</b>		Repli-Cast Moto 3 - Repli-Cast - Armstrong				
IDEAL LAP TIME : 2:06.989		BEST LAP TIME : 2:06.989		DIFFERENCE : 0.000						
LAP	SECTOR 1	SECTOR 2		SECTOR 3		LAP TIME	MPH	DIFF	TIME OF DAY	
1 -	OUTLAP	89.8	49.849	120.4	44.825	<b>120.9</b>	2:24.984	73.71	17.995	10:08:35.013
2 -	41.535	106.5	46.231	127.0	43.482	116.9	2:11.248	81.43	4.259	10:10:46.261
3 -	40.694	110.7	45.498	126.6	42.847	116.9	2:09.039	82.82	2.050	10:12:55.300
4 -	40.069	110.9	45.440	125.4	43.722	114.7	2:09.231	82.70	2.242	10:15:04.531
5 -	40.054	110.9	45.371	125.9	43.678	115.3	2:09.103	82.78	2.114	10:17:13.634
6 -	41.052	111.2	45.568	123.5	IN PIT		2:51.044	<b>P</b> 62.48	44.055	10:20:04.678
7 -	OUTLAP	108.7	45.285	124.5	42.794	116.7	2:15.777	78.71	8.788	10:22:20.455
8 -	40.187	110.3	45.198	125.9	42.904	114.9	2:08.289	83.31	1.300	10:24:28.744
9 -	40.168	110.0	45.044	125.9	42.650	115.5	2:07.862	<b>(2)</b> 83.59	0.873	10:26:36.606
10 -	40.328	<b>112.5</b>	45.220	127.0	42.408	116.5	2:07.956	<b>(3)</b> 83.52	0.967	10:28:44.562
<b>11 -</b>	<b>39.668</b>	110.9	<b>44.967</b>	<b>127.5</b>	<b>42.354</b>	115.5	<b>2:06.989</b>	<b>(1)</b> <b>84.16</b>		<b>10:30:51.551</b>
12 -	40.156	111.4	45.344	123.3	42.879	115.1	2:08.379	83.25	1.390	10:32:59.930
13 -	39.806	110.1	45.248	125.4	44.411	111.8	2:09.465	82.55	2.476	10:35:09.395

<b>P23</b>		<b>70</b>		<b>Ryan LONGSHAW</b>		Honda - RCD Motorsport				
IDEAL LAP TIME : 2:06.725		BEST LAP TIME : 2:07.202		DIFFERENCE : 0.477						
LAP	SECTOR 1	SECTOR 2		SECTOR 3		LAP TIME	MPH	DIFF	TIME OF DAY	
1 -	OUTLAP	104.8	48.442	<b>128.3</b>	46.597	115.9	2:25.292	73.56	18.090	10:08:34.181
2 -	42.483	106.5	47.157	<b>128.3</b>	43.736	<b>117.5</b>	2:13.376	80.13	6.174	10:10:47.557
3 -	40.544	110.3	45.677	127.5	47.498	117.1	2:13.719	79.92	6.517	10:13:01.276
4 -	40.260	<b>114.3</b>	47.211	126.8	42.995	115.3	2:10.466	81.92	3.264	10:15:11.742
5 -	40.642	107.3	45.712	126.3	43.724	111.6	2:10.078	82.16	2.876	10:17:21.820
6 -	40.303	112.7	45.342	127.5	42.604	114.1	2:08.249	83.33	1.047	10:19:30.069
7 -	39.790	113.5	45.865	127.3	43.116	114.7	2:08.771	83.00	1.569	10:21:38.840
8 -	40.213	109.1	45.350	125.6	42.911	111.6	2:08.474	83.19	1.272	10:23:47.314
9 -	40.980	112.4	47.648	102.9	49.057	114.3	2:17.685	77.62	10.483	10:26:04.999
10 -	39.905	113.1	46.013	127.5	<b>42.372</b>	116.9	2:08.290	83.31	1.088	10:28:13.289
<b>11 -</b>	<b>39.209</b>	113.1	45.553	<b>128.3</b>	42.440	112.4	<b>2:07.202</b>	<b>(1)</b> <b>84.02</b>		<b>10:30:20.491</b>
12 -	39.758	114.1	47.348	125.6	42.421	112.4	2:09.527	82.51	2.325	10:32:30.018
13 -	39.937	112.2	<b>45.144</b>	125.4	42.611	112.9	2:07.692	<b>(2)</b> 83.70	0.490	10:34:37.710
14 -	39.786	112.4	45.422	127.3	42.715	111.4	2:07.923	<b>(3)</b> 83.55	0.721	10:36:45.633

<b>P24</b>		<b>16</b>		<b>Andrew SAWFORD</b>		Aprilia - St Neots Motorcycle Co Ltd				
IDEAL LAP TIME : 2:07.801		BEST LAP TIME : 2:07.853		DIFFERENCE : 0.052						
LAP	SECTOR 1	SECTOR 2		SECTOR 3		LAP TIME	MPH	DIFF	TIME OF DAY	
1 -	OUTLAP	93.3	50.996	118.3	45.597	114.3	2:31.664	70.47	23.811	10:09:00.964
2 -	41.583	109.4	47.687	124.2	44.207	115.3	2:13.477	80.07	5.624	10:11:14.441
3 -	40.412	110.9	45.876	124.9	42.966	115.7	2:09.254	82.69	1.401	10:13:23.695
4 -	40.331	110.0	46.243	124.7	42.766	<b>115.9</b>	2:09.340	82.63	1.487	10:15:33.035
5 -	39.923	<b>111.2</b>	48.639	110.5	50.136	88.1	2:18.698	77.06	10.845	10:17:51.733
6 -	42.809	110.9	46.449	124.7	IN PIT		3:41.714	<b>P</b> 48.20	1:33.861	10:21:33.447
7 -	OUTLAP	79.5	50.021	119.4	44.461	114.3	2:29.139	71.66	21.286	10:24:02.586
8 -	41.279	108.2	45.955	126.6	42.797	114.7	2:10.031	82.19	2.178	10:26:12.617
9 -	40.190	110.9	45.777	126.1	42.501	115.3	2:08.468	<b>(3)</b> 83.19	0.615	10:28:21.085
<b>10 -</b>	<b>39.826</b>	110.3	<b>45.487</b>	<b>127.5</b>	42.540	114.9	<b>2:07.853</b>	<b>(1)</b> <b>83.59</b>		<b>10:30:28.938</b>
11 -	40.018	109.1	46.144	124.0	42.841	115.3	2:09.003	82.85	1.150	10:32:37.941
12 -	39.950	110.9	45.658	124.5	<b>42.488</b>	115.1	2:08.096	<b>(2)</b> 83.43	0.243	10:34:46.037
13 -	40.259	110.3	45.730	125.2	42.513	114.5	2:08.502	83.17	0.649	10:36:54.539

<b>P25</b>		<b>3</b>		<b>Mark CLAYTON</b>		Honda - SP125 / Refined Recruitment				
IDEAL LAP TIME : 2:07.850		BEST LAP TIME : 2:08.059		DIFFERENCE : 0.209						
LAP	SECTOR 1	SECTOR 2		SECTOR 3		LAP TIME	MPH	DIFF	TIME OF DAY	
1 -	OUTLAP	87.8	52.842	123.1	47.466	117.3	2:32.479	70.09	24.420	10:08:39.677
2 -	42.017	108.0	46.963	125.9	43.561	117.3	2:12.541	80.63	4.482	10:10:52.218
3 -	40.658	108.2	46.267	126.3	43.283	<b>118.1</b>	2:10.208	82.08	2.149	10:13:02.426
4 -	40.777	104.5	46.931	125.6	43.152	115.1	2:10.860	81.67	2.801	10:15:13.286
5 -	40.344	111.2	46.035	125.6	<b>42.318</b>	117.9	2:08.697	<b>(2)</b> 83.04	0.638	10:17:21.983

Snetterton 300  
Circuit Length = 2.9689 miles  
Start: 10:06 Flag 10:36 End: 10:38

Weather / Track : Bright / Dry



**MCRCB BULLETIN TK088**

**2015 MCE British Superbike Championship - Round 4**

**2015 HEL British Motostar Championship**

**QUALIFYING 2 - SECTOR ANALYSIS**

SECTOR 1 = FL to I1, SECTOR 2 = I1 to I2, SECTOR 3 = I2 to FL, DIFF = Difference To Personal Best Lap

6 -	<b>40.281</b>	112.4	<b>45.251</b>	<b>126.6</b>	42.527	115.7	<b>2:08.059 (1)</b>	<b>83.46</b>			<b>10:19:30.042</b>
7 -	41.036	107.7	46.654	124.9	IN PIT		3:43.035	<b>P</b>	47.92	1:34.976	10:23:13.077
8 -	OUTLAP	95.3	46.659	125.2	43.682	115.9	2:19.830		76.43	11.771	10:25:32.907
9 -	40.570	<b>112.7</b>	45.864	125.4	42.649	114.7	2:09.083		82.80	1.024	10:27:41.990
10 -	40.538	111.8	45.654	124.7	42.714	114.1	2:08.906		82.91	0.847	10:29:50.896
11 -	40.655	111.4	45.729	124.9	43.428	114.1	2:09.812		82.33	1.753	10:32:00.708
12 -	40.575	112.2	45.558	124.5	42.575	114.7	2:08.708	<b>(3)</b>	83.04	0.649	10:34:09.416
13 -	40.629	111.8	45.573	124.2	43.890	114.1	2:10.092		82.15	2.033	10:36:19.508

<b>P26</b>	<b>19</b>	<b>Aaron CLIFFORD</b>				Honda - Cresswell Racing					
IDEAL LAP TIME : 2:08.476		BEST LAP TIME : 2:08.476				DIFFERENCE : 0.000					
LAP	SECTOR 1	SECTOR 2		SECTOR 3		LAP TIME	MPH	DIFF	TIME OF DAY		
1 -	OUTLAP	81.6	55.433	118.3	46.809	114.3	2:34.633	69.11	26.157	10:08:39.656	
2 -	42.182	107.5	46.878	126.3	42.829	115.5	2:11.889	<b>(3)</b>	81.03	3.413	10:10:51.545
3 -	40.444	108.9	45.755	<b>127.3</b>	42.773	<b>116.7</b>	2:08.972	<b>(2)</b>	82.87	0.496	10:13:00.517
4 -	<b>40.402</b>	<b>111.1</b>	<b>45.501</b>	122.4	<b>42.573</b>	113.5	<b>2:08.476 (1)</b>	<b>83.19</b>			<b>10:15:08.993</b>

<b>P27</b>	<b>21</b>	<b>M3</b>	<b>Richard KERR</b>				Honda - Bob Wylie Racing					
IDEAL LAP TIME : 2:08.573		BEST LAP TIME : 2:08.638				DIFFERENCE : 0.065						
LAP	SECTOR 1	SECTOR 2		SECTOR 3		LAP TIME	MPH	DIFF	TIME OF DAY			
1 -	42.878	102.2	47.649	<b>130.0</b>	44.304	<b>117.5</b>	2:14.831	79.27	6.193	10:10:48.485		
2 -	41.233	110.1	46.326	127.5	44.211	116.1	2:11.770	81.11	3.132	10:13:00.255		
3 -	41.045	110.5	45.966	129.0	43.564	115.3	2:10.575	81.85	1.937	10:15:10.830		
4 -	40.947	110.3	45.825	124.5	43.065	114.1	2:09.837	<b>(3)</b>	82.31	1.199	10:17:20.667	
5 -	40.397	<b>110.7</b>	<b>45.394</b>	125.2	<b>42.847</b>	114.9	<b>2:08.638 (1)</b>	<b>83.08</b>			<b>10:19:29.305</b>	
6 -	<b>40.332</b>	110.0	45.513	124.2	43.173	114.3	2:09.018	<b>(2)</b>	82.84	0.380	10:21:38.323	
7 -	40.669	110.0	46.055	125.9	43.392	113.3	2:10.116	82.14	1.478	10:23:48.439		

<b>P28</b>	<b>11</b>	<b>Stephen CAMPBELL</b>				Honda - Campbell Racing					
IDEAL LAP TIME : 2:09.355		BEST LAP TIME : 2:08.920				DIFFERENCE : -0.435					
LAP	SECTOR 1	SECTOR 2		SECTOR 3		LAP TIME	MPH	DIFF	TIME OF DAY		
1 -							2:13.129	80.28	4.209	10:10:50.895	
2 -							2:11.303	81.40	2.383	10:13:02.198	
3 -							2:12.135	80.88	3.215	10:15:14.333	
4 -							2:10.520	81.88	1.600	10:17:24.853	
5 -							2:09.780	82.35	0.860	10:19:34.633	
6 -							2:09.291	<b>(3)</b>	82.66	0.371	10:21:43.924
7 -							2:10.619	81.82	1.699	10:23:54.543	
8 -							2:09.727	82.38	0.807	10:26:04.270	
9 -							<b>2:08.920 (1)</b>	<b>82.90</b>			<b>10:28:13.190</b>
10 -							2:08.983	<b>(2)</b>	82.86	0.063	10:30:22.173
11 -					IN PIT		3:05.222	<b>P</b>	57.70	56.302	10:33:27.395
12 -	OUTLAP	109.2	<b>46.218</b>	123.5	43.282	<b>112.5</b>	2:16.461	78.32	7.541	10:35:43.856	
13 -	<b>40.301</b>	<b>112.7</b>	46.293	<b>124.7</b>	<b>42.836</b>	112.2	2:09.430	82.57	0.510	10:37:53.286	

<b>P29</b>	<b>87</b>	<b>Jamie EDWARDS</b>				Nykos - Kinpac Racing					
IDEAL LAP TIME : 2:08.737		BEST LAP TIME : 2:09.135				DIFFERENCE : 0.398					
LAP	SECTOR 1	SECTOR 2		SECTOR 3		LAP TIME	MPH	DIFF	TIME OF DAY		
1 -	OUTLAP	96.4	49.158	<b>127.5</b>	49.470	115.3	2:29.084	71.69	19.949	10:08:35.894	
2 -	41.109	111.8	45.899	126.3	43.566	114.9	2:10.574	<b>(2)</b>	81.85	1.439	10:10:46.468
3 -	40.608	<b>112.4</b>	<b>45.540</b>	127.0	<b>42.987</b>	<b>116.1</b>	<b>2:09.135 (1)</b>	<b>82.76</b>			<b>10:12:55.603</b>

<b>P30</b>	<b>72</b>	<b>Cameron HORSMAN</b>				EE125 - FAB-Racing					
IDEAL LAP TIME : 2:09.568		BEST LAP TIME : 2:09.568				DIFFERENCE : 0.000					
LAP	SECTOR 1	SECTOR 2		SECTOR 3		LAP TIME	MPH	DIFF	TIME OF DAY		
1 -	OUTLAP	82.2	49.881	115.1	44.789	<b>120.9</b>	2:25.345	73.53	15.777	10:08:34.852	
2 -	42.634	92.5	46.768	125.2	44.020	119.1	2:13.422	80.10	3.854	10:10:48.274	
3 -	41.632	109.2	46.162	126.8	43.217	118.1	2:11.011	<b>(3)</b>	81.58	1.443	10:12:59.285
4 -	41.476	111.2	46.268	125.4	IN PIT		10:22.545	<b>P</b>	17.16	8:12.977	10:23:21.830

Weather / Track : Bright / Dry

Snetterton 300  
Circuit Length = 2.9689 miles  
Start: 10:06 Flag 10:36 End: 10:38



**MCRCB BULLETIN TK088**

**2015 MCE British Superbike Championship - Round 4**

**2015 HEL British Motostar Championship**

**QUALIFYING 2 - SECTOR ANALYSIS**

SECTOR 1 = FL to I1, SECTOR 2 = I1 to I2, SECTOR 3 = I2 to FL, DIFF = Difference To Personal Best Lap

2 -	46.411	95.0	49.800	116.9	IN PIT		5:19.949	<b>P</b>	33.40	3:07.986	10:14:00.205
3 -	OUTLAP	99.5	48.765	117.1	44.897	109.2	2:24.382		74.02	12.419	10:16:24.587
4 -	41.913	108.0	47.051	117.5	43.946	109.2	2:12.910		80.41	0.947	10:18:37.497
5 -	<b>41.312</b>	107.2	46.869	117.5	44.207	109.8	2:12.388	<b>(3)</b>	80.73	0.425	10:20:49.885
6 -	41.494	106.3	<b>46.639</b>	<b>121.1</b>	<b>43.830</b>	110.9	<b>2:11.963</b>	<b>(1)</b>	<b>80.99</b>		<b>10:23:01.848</b>
7 -	42.195	103.2	48.025	118.1	IN PIT		3:37.846	<b>P</b>	49.06	1:25.883	10:26:39.694
8 -	OUTLAP	103.8	48.513	117.9	44.563	109.2	2:19.615		76.55	7.652	10:28:59.309
9 -	41.783	107.0	48.649	116.1	44.665	107.5	2:15.097		79.11	3.134	10:31:14.406
10 -	42.600	99.5	47.561	118.5	44.458	108.0	2:14.619		79.39	2.656	10:33:29.025
11 -	42.281	<b>108.7</b>	46.713	119.4	44.328	108.0	2:13.322		80.16	1.359	10:35:42.347
12 -	41.477	<b>108.7</b>	46.769	120.9	43.904	108.5	2:12.150	<b>(2)</b>	80.87	0.187	10:37:54.497

**P35 9**

**David WALES**

Honda - TAD Racing

IDEAL LAP TIME : 2:13.542

BEST LAP TIME : 2:13.895

DIFFERENCE : 0.353

LAP	SECTOR 1	SECTOR 2	SECTOR 3	LAP TIME	MPH	DIFF	TIME OF DAY				
1 -	OUTLAP	93.8	51.112	121.1	49.186	<b>110.5</b>	2:35.055	68.93	21.160	10:08:39.680	
2 -	43.457	95.5	48.809	120.9	46.523	110.3	2:18.789	77.00	4.894	10:10:58.469	
3 -	42.970	98.6	48.571	120.4	46.111	109.4	2:17.652	77.64	3.757	10:13:16.121	
4 -	42.656	100.7	49.615	116.3	49.925	59.2	2:22.196	75.16	8.301	10:15:38.317	
5 -	49.437	99.7	49.479	117.5	45.504	109.1	2:24.420	74.00	10.525	10:18:02.737	
6 -	42.907	101.9	48.250	119.1	45.349	109.1	2:16.506	78.29	2.611	10:20:19.243	
7 -	42.365	105.5	47.874	118.3	45.232	109.2	2:15.471	78.89	1.576	10:22:34.714	
8 -	42.306	101.8	48.620	119.4	44.871	108.5	2:15.797	78.70	1.902	10:24:50.511	
9 -	42.419	103.4	47.761	120.9	45.290	108.2	2:15.470	<b>(3)</b>	78.89	1.575	10:27:05.981
10 -	42.948	104.6	<b>47.440</b>	<b>121.7</b>	45.453	109.1	2:15.841	78.68	1.946	10:29:21.822	
11 -	<b>41.878</b>	104.5	47.803	121.3	45.205	107.7	2:14.886	<b>(2)</b>	79.23	0.991	10:31:36.708
12 -	42.493	<b>106.3</b>	47.875	118.9	45.295	109.1	2:15.663	78.78	1.768	10:33:52.371	
13 -	42.082	105.3	47.589	120.4	<b>44.224</b>	109.2	<b>2:13.895</b>	<b>(1)</b>	<b>79.82</b>		<b>10:36:06.266</b>

**P36 97**

**Adam MOORE**

KTM - Cresswell Racing

IDEAL LAP TIME : 2:15.418

BEST LAP TIME :

DIFFERENCE :

LAP	SECTOR 1	SECTOR 2	SECTOR 3	LAP TIME	MPH	DIFF	TIME OF DAY			
1 -	OUTLAP	100.7	<b>48.179</b>	<b>118.5</b>	<b>44.446</b>	<b>108.9</b>	2:22.228	75.14		10:08:26.759

**MCRCB BULLETIN TK089****2015 MCE British Superbike Championship - Round 4****2015 HEL British Motostar Championship****QUALIFYING 2 - BEST SPEEDS**

POS	INTERMEDIATE 1			INTERMEDIATE 2			FINISH LINE		
	NO	NAME	MPH	NO	NAME	MPH	NO	NAME	MPH
1	95	DEROUE	120.4	6	TAYLOR	137.7	6	TAYLOR	126.8
2	6	TAYLOR	120.0	95	DEROUE	136.1	52	BOERBOOM	125.6
3	27	POLDEN	118.7	52	BOERBOOM	135.5	27	POLDEN	124.7
4	26	SAEZ	118.1	47	ARCHER	134.7	47	ARCHER	124.7
5	77	PERSSON	117.1	26	SAEZ	133.9	95	DEROUE	124.7
6	20	MARKLUND	116.7	27	POLDEN	133.6	26	SAEZ	123.1
7	71	BEINLICH	116.7	77	PERSSON	133.1	77	PERSSON	123.1
8	98	DE VRIES	116.5	20	MARKLUND	132.3	86	NESBITT	122.4
9	52	BOERBOOM	116.3	71	BEINLICH	132.1	1	RENDELL	121.5
10	1	RENDELL	115.9	86	NESBITT	132.1	71	BEINLICH	121.5
11	86	NESBITT	115.9	74	THOMPSON	131.8	20	MARKLUND	121.3
12	42	SLOOTEN	115.7	35	LODGE	131.0	42	SLOOTEN	121.3
13	35	LODGE	115.5	2	THOMAS	130.5	8	TOMS	120.9
14	62	VAN DER VALK	114.7	42	SLOOTEN	130.5	35	LODGE	120.9
15	47	ARCHER	114.3	1	RENDELL	130.0	72	HORSMAN	120.9
16	70	LONGSHAW	114.3	21	KERR	130.0	98	DE VRIES	120.9
17	74	THOMPSON	114.3	98	DE VRIES	129.8	74	THOMPSON	120.0
18	2	THOMAS	113.9	25	BROUWERS	129.0	62	VAN DER VALK	119.1
19	44	BEST	113.5	13	BURMAN	128.8	44	BEST	118.7
20	65	OWENS	112.9	24	RODINK	128.5	3	CLAYTON	118.1
21	3	CLAYTON	112.7	62	VAN DER VALK	128.5	13	BURMAN	118.1
22	11	CAMPBELL	112.7	44	BEST	128.3	2	THOMAS	117.9
23	8	TOMS	112.5	70	LONGSHAW	128.3	21	KERR	117.5
24	87	EDWARDS	112.4	8	TOMS	127.5	24	RODINK	117.5
25	13	BURMAN	112.2	16	SAWFORD	127.5	70	LONGSHAW	117.5
26	72	HORSMAN	112.2	72	HORSMAN	127.5	25	BROUWERS	117.3
27	17	JONKER	112.0	87	EDWARDS	127.5	19	CLIFFORD	116.7
28	25	BROUWERS	112.0	19	CLIFFORD	127.3	17	JONKER	116.5
29	16	SAWFORD	111.2	65	OWENS	127.3	87	EDWARDS	116.1
30	19	CLIFFORD	111.1	17	JONKER	127.0	16	SAWFORD	115.9
31	21	KERR	110.7	3	CLAYTON	126.6	65	OWENS	115.9
32	24	RODINK	110.3	11	CAMPBELL	124.7	34	DELVES	114.9
33	4	VALLELEY	108.7	34	DELVES	123.5	4	VALLELEY	113.5
34	34	DELVES	108.7	9	WALES	121.7	11	CAMPBELL	112.5
35	97	MOORE	106.6	4	VALLELEY	121.1	9	WALES	110.5
36	9	WALES	106.3	7	ASHBY	121.1	97	MOORE	108.9
37	7	ASHBY	98.2	97	MOORE	118.5			

Weather / Track : Bright / Dry

Snetterton 300

Circuit Length = 2.9689 miles

Start: 10:06 Flag 10:36 End: 10:38

Results can be found at [www.tsl-timing.com](http://www.tsl-timing.com)

Printed - 10:42 Saturday, 20 June 2015

# MCRCB BULLETIN TK090

## 2015 MCE British Superbike Championship - Round 4

### 2015 HEL British Motostar Championship

#### QUALIFYING 2 - BEST SECTORS

SECTOR 1			SECTOR 2			SECTOR 3			IDEAL / BEST COMPARISON						
POS	NO	NAME	TIME	NO	NAME	TIME	NO	NAME	TIME	POS	NO	NAME	IDEAL	BEST	DIFF
													<b>PERFECT LAP</b>	<b>1:59.939</b>	
1	6	TAYLOR	37.480	6	TAYLOR	42.486	6	TAYLOR	39.973	1	6	TAYLOR	1:59.939	2:00.090	0.151
2	95	DEROUE	37.979	95	DEROUE	42.943	95	DEROUE	40.037	2	95	DEROUE	2:00.959	2:01.021	0.062
3	26	SAEZ	38.135	47	ARCHER	43.145	26	SAEZ	40.104	3	26	SAEZ	2:01.477	2:01.812	0.335
4	47	ARCHER	38.236	26	SAEZ	43.238	86	NESBITT	40.338	4	47	ARCHER	2:02.025	2:02.351	0.326
5	1	RENDELL	38.330	1	RENDELL	43.342	1	RENDELL	40.513	5	1	RENDELL	2:02.185	2:02.255	0.070
6	52	BOERBOOM	38.410	77	PERSSON	43.343	47	ARCHER	40.644	6	86	NESBITT	2:02.335	2:02.658	0.323
7	86	NESBITT	38.459	52	BOERBOOM	43.461	52	BOERBOOM	40.704	7	52	BOERBOOM	2:02.575	2:02.766	0.191
8	35	LODGE	38.485	86	NESBITT	43.538	27	POLDEN	40.733	8	77	PERSSON	2:02.833	2:02.911	0.078
9	27	POLDEN	38.532	35	LODGE	43.669	77	PERSSON	40.905	9	27	POLDEN	2:03.020	2:03.153	0.133
10	77	PERSSON	38.585	27	POLDEN	43.755	62	VAN DER VALK	41.086	10	35	LODGE	2:03.348	2:03.398	0.050
11	71	BEINLICH	38.746	71	BEINLICH	43.991	35	LODGE	41.194	11	71	BEINLICH	2:04.103	2:04.483	0.380
12	98	DE VRIES	38.830	42	SLOOTEN	44.038	42	SLOOTEN	41.304	12	62	VAN DER VALK	2:04.285	2:04.815	0.530
13	42	SLOOTEN	38.946	44	BEST	44.088	65	OWENS	41.335	13	42	SLOOTEN	2:04.288	2:05.024	0.736
14	62	VAN DER VALK	38.988	74	THOMPSON	44.197	71	BEINLICH	41.366	14	74	THOMPSON	2:04.580	2:05.120	0.540
15	74	THOMPSON	39.014	62	VAN DER VALK	44.211	74	THOMPSON	41.369	15	98	DE VRIES	2:04.676	2:05.076	0.400
16	44	BEST	39.203	2	THOMAS	44.225	2	THOMAS	41.508	16	44	BEST	2:04.896	2:05.112	0.216
17	70	LONGSHAW	39.209	98	DE VRIES	44.280	98	DE VRIES	41.566	17	2	THOMAS	2:04.959	2:05.182	0.223
18	2	THOMAS	39.226	20	MARKLUND	44.304	20	MARKLUND	41.587	18	65	OWENS	2:05.132	2:05.615	0.483
19	65	OWENS	39.288	65	OWENS	44.509	44	BEST	41.605	19	20	MARKLUND	2:05.421	2:06.011	0.590
20	25	BROUWERS	39.425	25	BROUWERS	44.570	25	BROUWERS	41.861	20	25	BROUWERS	2:05.856	2:06.218	0.362
21	20	MARKLUND	39.530	17	JONKER	44.714	17	JONKER	42.023	21	17	JONKER	2:06.651	2:06.947	0.296
22	8	TOMS	39.668	8	TOMS	44.967	3	CLAYTON	42.318	22	70	LONGSHAW	2:06.725	2:07.202	0.477
23	16	SAWFORD	39.826	70	LONGSHAW	45.144	8	TOMS	42.354	23	8	TOMS	2:06.989	2:06.989	0.000
24	17	JONKER	39.914	3	CLAYTON	45.251	70	LONGSHAW	42.372	24	16	SAWFORD	2:07.801	2:07.853	0.052
25	87	EDWARDS	40.210	21	KERR	45.394	16	SAWFORD	42.488	25	3	CLAYTON	2:07.850	2:08.059	0.209
26	3	CLAYTON	40.281	16	SAWFORD	45.487	19	CLIFFORD	42.573	26	19	CLIFFORD	2:08.476	2:08.476	0.000
27	11	CAMPBELL	40.301	19	CLIFFORD	45.501	11	CAMPBELL	42.836	27	21	KERR	2:08.573	2:08.638	0.065
28	21	KERR	40.332	87	EDWARDS	45.540	21	KERR	42.847	28	87	EDWARDS	2:08.737	2:09.135	0.398
29	19	CLIFFORD	40.402	34	DELVES	45.713	24	RODINK	42.849	29	11	CAMPBELL	2:09.355	2:08.920	-0.435
30	24	RODINK	40.773	72	HORSMAN	45.811	34	DELVES	42.950	30	34	DELVES	2:09.447	2:09.684	0.237
31	34	DELVES	40.784	24	RODINK	45.948	72	HORSMAN	42.970	31	72	HORSMAN	2:09.568	2:09.568	0.000
32	72	HORSMAN	40.787	11	CAMPBELL	46.218	87	EDWARDS	42.987	32	24	RODINK	2:09.570	2:10.127	0.557
33	13	BURMAN	41.131	13	BURMAN	46.232	13	BURMAN	43.758	33	13	BURMAN	2:11.121	2:11.750	0.629
34	4	VALLELEY	41.312	4	VALLELEY	46.639	4	VALLELEY	43.830	34	4	VALLELEY	2:11.781	2:11.963	0.182
35	9	WALES	41.878	9	WALES	47.440	9	WALES	44.224	35	9	WALES	2:13.542	2:13.895	0.353
36	97	MOORE	42.793	97	MOORE	48.179	97	MOORE	44.446	36	97	MOORE	2:15.418		
37				7	ASHBY	49.609									

Weather / Track : Bright / Dry

Results can be found at [www.tsl-timing.com](http://www.tsl-timing.com)

Snetterton 300

Circuit Length = 2.9689 miles

Start: 10:06 Flag 10:36 End: 10:38

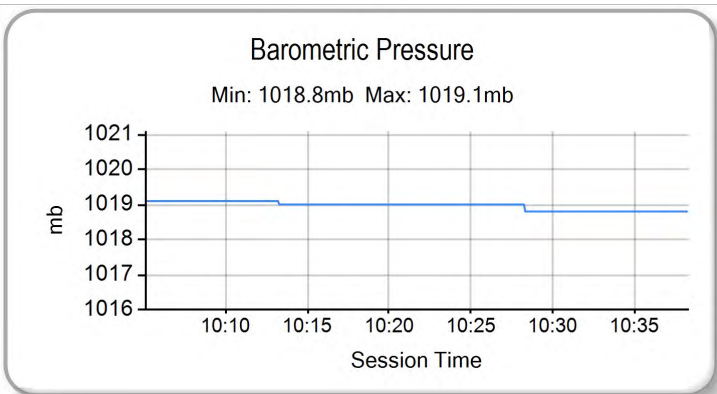
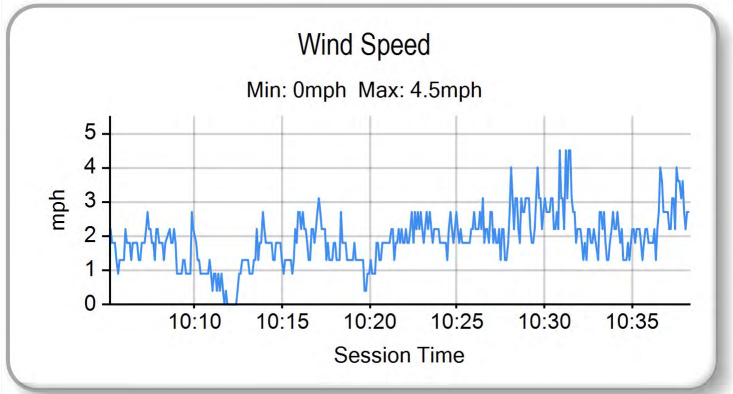
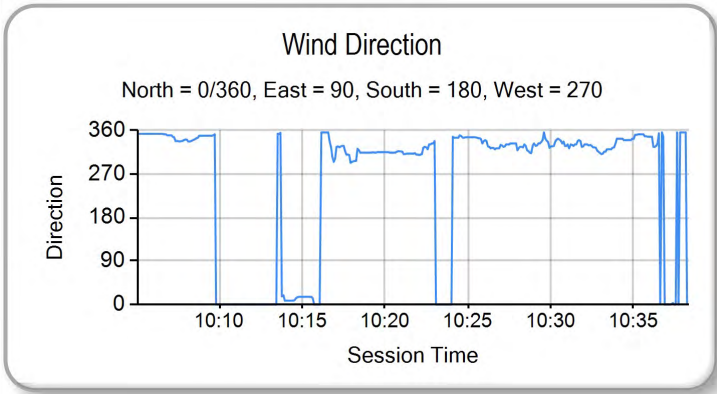
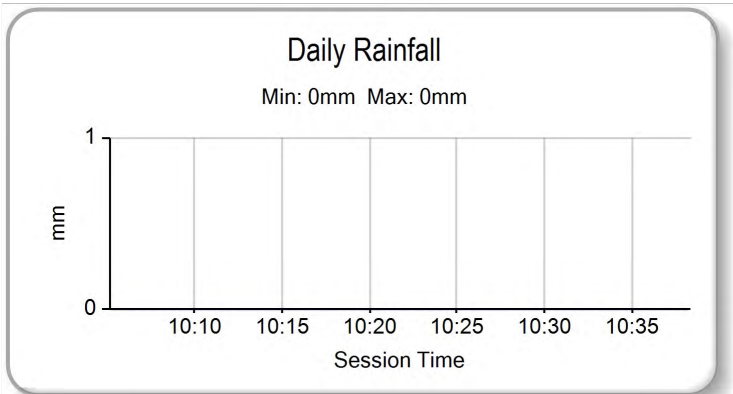
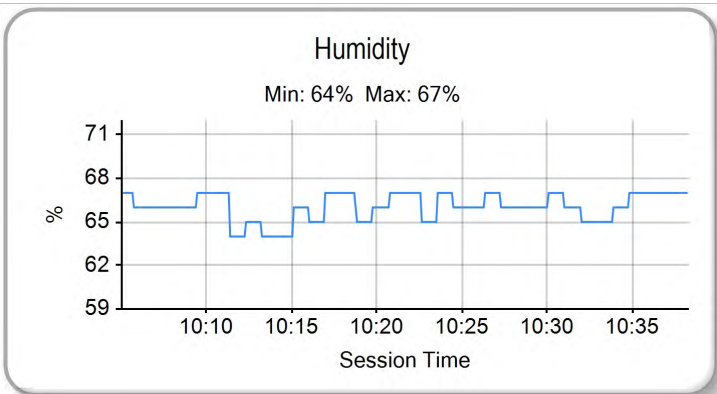
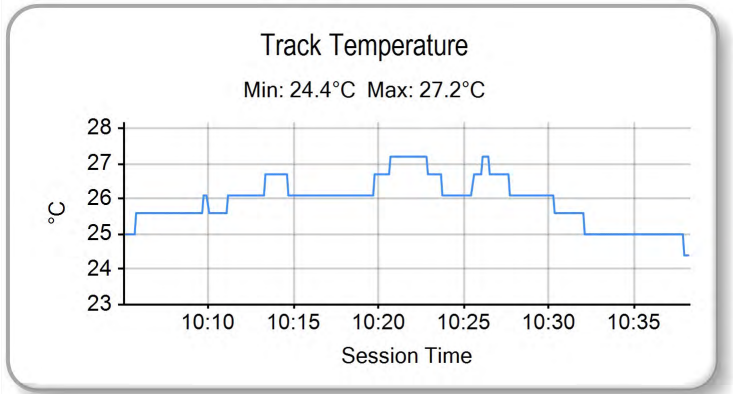
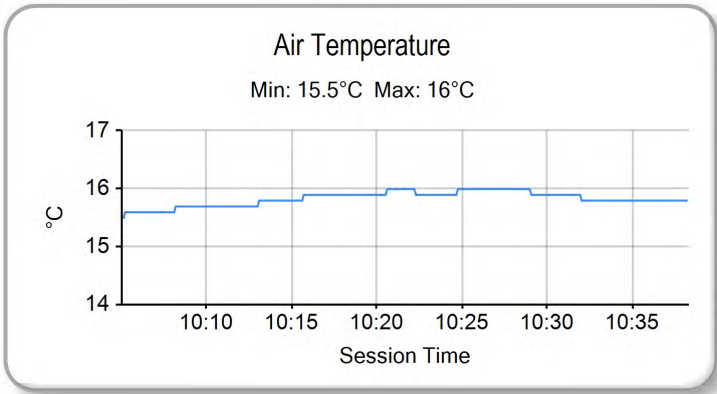
Printed - 10:42 Saturday, 20 June 2015

# MCRCB BULLETIN TK091

## 2015 MCE British Superbike Championship - Round 4

### 2015 HEL British Motostar Championship

#### QUALIFYING 2 - WEATHER CONDITIONS



Weather / Track : Bright / Dry

Results can be found at [www.tsl-timing.com](http://www.tsl-timing.com)

Snetterton 300  
Circuit Length = 2.9689 miles  
Start: 10:06 Flag 10:36 End: 10:38

Printed - 10:43 Saturday, 20 June 2015



ROW 12	36	2:13.895	<b>9</b> David WALES	35	2:11.963	<b>4</b> Louis VALLELEY	34	2:10.690	<b>97</b> Adam MOORE	
ROW 11		2:10.127	33	<b>24</b> Tasia RODINK	32	2:09.965	<b>7</b> Jamie ASHBY	31	2:09.873	<b>13</b> Sam BURMAN
ROW 10	30	2:09.684	<b>34</b> Liam DELVES	29	2:09.568	<b>72</b> Cameron HORSMAN	28	2:08.670	<b>11</b> Stephen CAMPBELL	
ROW 9		2:08.638	27	<b>21</b> Richard KERR	26	2:08.326	<b>87</b> Jamie EDWARDS	25	2:07.980	<b>3</b> Mark CLAYTON
ROW 8	24	2:07.354	<b>16</b> Andrew SAWFORD	23	2:07.202	<b>70</b> Ryan LONGSHAW	22	2:06.989	<b>8</b> TJ TOMS	
ROW 7		2:06.947	21	<b>17</b> Wesley JONKER	20	2:06.011	<b>20</b> Joel MARKLUND	19	2:05.615	<b>65</b> Josh OWENS
ROW 6	18	2:05.182	<b>2</b> Joe THOMAS	17	2:05.112	<b>44</b> Edmund BEST	16	2:05.076	<b>98</b> Tomas DE VRIES	
ROW 5		2:05.024	15	<b>42</b> Brian SLOOTEN	14	2:04.815	<b>62</b> Vasco VAN DER VALK	13	2:04.739	<b>25</b> Mike BROUWERS
ROW 4	12	2:04.483	<b>71</b> Christoph BEINLICH	11	2:03.718	<b>74</b> Joseph THOMPSON	10	2:03.153	<b>27</b> Georgina POLDEN	
ROW 3		2:02.911	9	<b>77</b> Alex PERSSON	8	2:02.766	<b>52</b> Jorel BOERBOOM	7	2:02.658	<b>86</b> Charlie NESBITT
ROW 2	6	2:02.630	<b>35</b> Elliot LODGE	5	2:02.351	<b>47</b> Jake ARCHER	4	2:01.933	<b>1</b> Edward RENDELL	
ROW 1		2:01.812	3	<b>26</b> Dani SAEZ	2	2:00.966	<b>95</b> Scott DEROUÉ	1	2:00.090	<b>6</b> Taz TAYLOR
									<b>Pole</b>	

#19 Withdrawn

Snetterton 300  
Circuit Length = 2.9689 miles

These results are provisional until the conclusion of any judicial and technical matters.

Race Director :	Stewards :	Timekeeper :
-----------------	------------	--------------

Results can be found at [www.britishsuperbike.com](http://www.britishsuperbike.com)

Printed - 14:57 Saturday, 20 June 2015





POS	NO	CL	PIC NAME	ENTRY	LAPS	TIME	GAP	DIFF	MPH	BEST	ON
1	95	M3	1 Scott DEROUE	KTM - Redline KTM	8	16:17.458			87.47	2:00.999	5
2	26	M3	2 Dani SAEZ	Repli-Cast Moto 3 - Repli-Cast - Armstrong	8	16:18.986	1.528	1.528	87.33	2:01.174	8
3	1	M3	3 Edward RENDELL	Ten Kate Honda - Banks Racing	8	16:19.126	1.668	0.140	87.32	2:01.264	5
4	77	M3	4 Alex PERSSON	Kalex KTM - PWR / FPW Racing	8	16:30.398	12.940	11.272	86.33	2:02.682	6
5	71	M3	5 Christoph BEINLICH	Honda - Beinlich Racing Team	8	16:34.883	17.425	4.485	85.94	2:02.946	5
6	86	M3	6 Charlie NESBITT	Repli-Cast Moto 3 - Repli-Cast UK	8	16:34.940	17.482	0.057	85.93	2:02.642	3
7	35	M3	7 Elliot LODGE	Honda - Essential Team Racing / SP125	8	16:39.903	22.445	4.963	85.51	2:03.377	4
8	27	M3	8 Georgina POLDEN	KTM - RS Racing	8	16:39.950	22.492	0.047	85.50	2:03.609	2
9	74	M3	9 Joseph THOMPSON	Repli-Cast Moto 3 - Repli-Cast UK	8	16:45.550	28.092	5.600	85.03	2:04.434	5
10	25	M3	10 Mike BROUWERS	Honda - Joma / Brouwersracingteam	8	16:45.740	28.282	0.190	85.01	2:04.458	6
11	42	M3	11 Brian SLOOTEN	Honda - Bakker Frames Holland	8	16:45.766	28.308	0.026	85.01	2:04.238	6
12	62	M3	12 Vasco VAN DER VALK	Honda - Team ILR / Vasco62.nl	8	16:45.862	28.404	0.096	85.00	2:04.039	5
13	98	M3	13 Tomas DE VRIES	Honda - DAT Racing	8	16:55.668	38.210	9.806	84.18	2:05.553	4
14	2	M3	14 Joe THOMAS	Honda - Team ILR	8	16:55.875	38.417	0.207	84.16	2:05.552	4
15	65		1 Josh OWENS	Honda - JPL Racing	8	17:00.175	42.717	4.300	83.81	2:05.646	8
16	8	M3	15 TJ TOMS	Repli-Cast Moto 3 - Repli-Cast - Armstrong	8	17:06.901	49.443	6.726	83.26	2:06.816	8
17	21	M3	16 Richard KERR	Honda - Bob Wylie Racing	8	17:10.427	52.969	3.526	82.97	2:06.700	7
18	17		2 Wesley JONKER	Luyten Honda - Racing Family	8	17:11.183	53.725	0.756	82.91	2:06.869	7
19	70		3 Ryan LONGSHAW	Honda - RCD Motorsport	8	17:11.772	54.314	0.589	82.87	2:07.254	5
20	16		4 Andrew SAWFORD	Aprilia - St Neots Motorcycle Co Ltd	8	17:13.244	55.786	1.472	82.75	2:07.467	6
21	20	M3	17 Joel MARKLUND	Honda - Marklund Solutions	8	17:15.314	57.856	2.070	82.58	2:07.553	6
22	87		5 Jamie EDWARDS	Nykos - Kinpac Racing	8	17:15.620	58.162	0.306	82.56	2:07.247	6
23	3		6 Mark CLAYTON	Honda - SP125 / Refined Recruitment	8	17:23.468	1:06.010	7.848	81.94	2:08.064	4
24	24		7 Tasia RODINK	Honda - Promemo Racing	8	17:30.742	1:13.284	7.274	81.37	2:09.235	5
25	7		8 Jamie ASHBY	Honda - SP125 / JPA Racing	8	17:43.660	1:26.202	12.918	80.38	2:11.042	8
26	34		9 Liam DELVES	Honda - Crucials Sauce / Banks Racing	8	17:46.754	1:29.296	3.094	80.15	2:10.079	8
27	97		10 Adam MOORE	KTM - Cresswell Racing	8	18:06.815	1:49.357	20.061	78.67	2:11.656	4
28	9		11 David WALES	Honda - TAD Racing	8	18:13.084	1:55.626	6.269	78.22	2:14.072	3

## NOT CLASSIFIED

DNF	6	M3	Taz TAYLOR	KTM - RS Racing	7	14:15.325	1 Lap	1 Lap	87.47	2:00.910	5
DNF	47	M3	Jake ARCHER	Honda - RS Racing	6	12:29.605	2 Laps	1 Lap	85.54	2:02.214	5
DNF	72		Cameron HORSMAN	EE125 - FAB-Racing	3	6:40.958	5 Laps	3 Laps	79.96	2:10.064	3
DNF	11		Stephen CAMPBELL	Honda - Campbell Racing	3	6:41.561	5 Laps	0.603	79.84	2:10.028	3
DNF	44	M3	Edmund BEST	Honda - SymCirrus Motorsport	0						
DNF	52	M3	Jorel BOERBOOM	Kalex KTM - FPW Racing	0						
DNF	13	M3	Sam BURMAN	Honda - WNT / Burman Racing	0						
DNF	4		Louis VALLELEY	KTM - CM Racing	0						

## FASTEST LAP

6	M3	Taz TAYLOR	KTM - RS Racing	5	2:00.910	88.39 mph	142.26 kph
65		Josh OWENS	Honda - JPL Racing	8	2:05.646	85.06 mph	136.89 kph

Snetterton 300

Circuit Length = 2.9689 miles

Start: 15:42 Flag 15:58 End: 16:01

Weather / Track : Bright / Dry

These results are provisional until the conclusion of any judicial and technical matters.

Race Director :	Stewards :	Timekeeper :
-----------------	------------	--------------

Results can be found at [www.britishsuperbike.com](http://www.britishsuperbike.com)

Printed - 16:01 Saturday, 20 June 2015







# MCRCB BULLETIN TK138

## 2015 MCE British Superbike Championship - Round 4

### 2015 HEL British Motostar Championship

#### RACE 3 - POSITION CHART

No	Name	Lap								
		Pos	1	2	3	4	5	6	7	8
6	TAYLOR	1	95	95	6	95	95	95	6	95
95	DEROUE	2	6	6	95	6	6	6	95	26
26	SAEZ	3	1	26	26	1	1	1	1	1
1	RENDELL	4	26	1	1	26	26	26	26	77
47	ARCHER	5	77	77	77	77	77	77	77	71
35	LODGE	6	71	71	71	71	71	71	86	86
86	NESBITT	7	27	27	27	27	86	86	71	35
52	BOERBOOM	8	35	35	86	86	27	27	27	27
77	PERSSON	9	74	86	35	35	35	47	35	74
27	POLDEN	10	86	74	47	47	47	35	42	25
74	THOMPSON	11	25	25	74	74	74	74	74	42
71	BEINLICH	12	42	42	42	42	62	62	62	62
25	BROUWERS	13	62	47	25	62	42	42	25	98
62	VAN DER VALK	14	47	62	62	25	25	25	98	2
42	SLOOTEN	15	98	2	2	2	2	2	2	65
98	DE VRIES	16	2	98	98	98	98	98	65	8
44	BEST	17	8	8	8	65	65	65	8	21
2	THOMAS	18	65	70	65	8	8	8	21	17
65	OWENS	19	70	65	70	70	70	70	70	70
20	MARKLUND	20	3	16	16	16	21	21	17	16
17	JONKER	21	16	3	20	21	17	17	16	20
8	TOMS	22	21	20	21	17	16	16	87	87
70	LONGSHAW	23	20	21	17	20	20	20	20	3
16	SAWFORD	24	87	87	87	87	87	87	3	24
3	CLAYTON	25	17	17	3	3	3	3	24	7
87	EDWARDS	26	72	72	72	24	24	24	7	34
21	KERR	27	11	24	24	7	7	7	34	97
11	CAMPBELL	28	24	11	11	97	97	34	97	9
72	HORSMAN	29	7	7	7	34	34	97	9	
34	DELVES	30	97	97	97	9	9	9		
13	BURMAN	31	9	9	34					
7	ASHBY	32	34	34	9					
24	RODINK	33								
97	MOORE	34								
4	VALLELEY	35								
9	WALES	36								

Weather / Track : Bright / Dry

Snetterton 300  
 Circuit Length = 2.9689 miles  
 Start: 15:42 Flag 15:58 End: 16:01

Results can be found at [www.tsl-timing.com](http://www.tsl-timing.com)

Printed - 16:03 Saturday, 20 June 2015

**MCRCB BULLETIN TK139****2015 MCE British Superbike Championship - Round 4****2015 HEL British Motostar Championship****RACE 3 - SECTOR ANALYSIS**

SECTOR 1 = FL to I1, SECTOR 2 = I1 to I2, SECTOR 3 = I2 to FL, DIFF = Difference To Personal Best Lap

<b>P1 95 M3 Scott DEROUÉ</b>		KTM - Redline KTM								
IDEAL LAP TIME : 2:00.382		BEST LAP TIME : 2:00.999			DIFFERENCE : 0.617					
LAP	SECTOR 1	SECTOR 2		SECTOR 3		LAP TIME	MPH	DIFF	TIME OF DAY	
1 -		117.9	43.438	133.1	40.619	122.9	2:07.532	83.80	6.533	15:44:45.298
2 -	38.260	117.5	43.340	133.9	40.392	122.0	2:01.992	87.61	0.993	15:46:47.290
3 -	38.024	115.7	43.022	135.5	40.273	<b>124.5</b>	2:01.319	88.09	0.320	15:48:48.609
4 -	<b>37.709</b>	117.9	43.200	134.7	40.320	122.9	2:01.229	88.16	0.230	15:50:49.838
5 -	37.945	118.5	42.918	133.9	40.136	122.9	<b>2:00.999 (1)</b>	<b>88.33</b>		<b>15:52:50.837</b>
6 -	38.017	117.1	<b>42.805</b>	<b>136.3</b>	40.299	120.6	2:01.121 <b>(2)</b>	88.24	0.122	15:54:51.958
7 -	38.106	<b>118.7</b>	43.201	134.2	<b>39.868</b>	124.0	2:01.175 <b>(3)</b>	88.20	0.176	15:56:53.133
8 -	37.969	118.1	43.743	135.5	40.379	122.9	2:02.091	87.54	1.092	15:58:55.224

<b>P2 26 M3 Dani SAEZ</b>		Repli-Cast Moto 3 - Repli-Cast - Armstrong								
IDEAL LAP TIME : 2:00.915		BEST LAP TIME : 2:01.174			DIFFERENCE : 0.259					
LAP	SECTOR 1	SECTOR 2		SECTOR 3		LAP TIME	MPH	DIFF	TIME OF DAY	
1 -		115.9	43.669	132.6	40.281	121.7	2:08.227	83.35	7.053	15:44:45.993
2 -	38.286	115.1	43.352	132.3	<b>39.980</b>	<b>122.4</b>	2:01.618	87.88	0.444	15:46:47.611
3 -	<b>38.089</b>	114.3	43.316	131.8	40.201	119.8	2:01.606	87.89	0.432	15:48:49.217
4 -	38.630	115.1	43.022	131.0	40.313	117.9	2:01.965	87.63	0.791	15:50:51.182
5 -	38.224	116.3	42.950	132.3	40.035	121.5	2:01.209 <b>(2)</b>	88.17	0.035	15:52:52.391
6 -	38.491	<b>118.7</b>	42.906	129.5	40.158	120.2	2:01.555 <b>(3)</b>	87.92	0.381	15:54:53.946
7 -	38.313	117.1	43.183	132.6	40.136	116.7	2:01.632	87.87	0.458	15:56:55.578
8 -	38.164	115.1	<b>42.846</b>	<b>132.8</b>	40.164	118.7	<b>2:01.174 (1)</b>	<b>88.20</b>		<b>15:58:56.752</b>

<b>P3 1 M3 Edward RENDELL</b>		Ten Kate Honda - Banks Racing								
IDEAL LAP TIME : 2:01.122		BEST LAP TIME : 2:01.264			DIFFERENCE : 0.142					
LAP	SECTOR 1	SECTOR 2		SECTOR 3		LAP TIME	MPH	DIFF	TIME OF DAY	
1 -		115.9	43.602	129.8	40.743	120.4	2:08.101	83.43	6.837	15:44:45.867
2 -	38.097	116.7	43.691	130.0	40.387	<b>120.6</b>	2:02.175	87.48	0.911	15:46:48.042
3 -	38.197	115.7	43.076	130.0	40.149	120.4	2:01.422 <b>(3)</b>	88.02	0.158	15:48:49.464
4 -	38.290	115.7	<b>43.032</b>	<b>130.8</b>	40.290	118.7	2:01.612	87.88	0.348	15:50:51.076
5 -	38.108	<b>117.1</b>	43.128	129.5	<b>40.028</b>	118.3	<b>2:01.264 (1)</b>	<b>88.13</b>		<b>15:52:52.340</b>
6 -	38.235	116.3	43.102	129.5	40.205	117.1	2:01.542	87.93	0.278	15:54:53.882
7 -	38.135	115.9	43.270	129.0	40.225	117.3	2:01.630	87.87	0.366	15:56:55.512
8 -	<b>38.062</b>	116.7	43.098	130.3	40.220	118.7	2:01.380 <b>(2)</b>	88.05	0.116	15:58:56.892

<b>P4 77 M3 Alex PERSSON</b>		Kalex KTM - PWR / FPW Racing								
IDEAL LAP TIME : 2:02.402		BEST LAP TIME : 2:02.682			DIFFERENCE : 0.280					
LAP	SECTOR 1	SECTOR 2		SECTOR 3		LAP TIME	MPH	DIFF	TIME OF DAY	
1 -		112.2	43.935	<b>133.6</b>	40.964	<b>121.7</b>	2:09.395	82.60	6.713	15:44:47.161
2 -	38.784	115.5	43.674	131.5	41.007	121.1	2:03.465	86.56	0.783	15:46:50.626
3 -	38.689	<b>115.7</b>	43.618	131.3	40.878	120.0	2:03.185	86.76	0.503	15:48:53.811
4 -	38.407	115.1	43.592	132.1	40.893	120.2	2:02.892 <b>(3)</b>	86.97	0.210	15:50:56.703
5 -	38.540	115.1	43.430	131.8	<b>40.736</b>	119.4	2:02.706 <b>(2)</b>	87.10	0.024	15:52:59.409
6 -	38.555	113.9	<b>43.349</b>	131.8	40.778	119.6	<b>2:02.682 (1)</b>	<b>87.12</b>		<b>15:55:02.091</b>
7 -	<b>38.317</b>	113.5	43.652	131.0	41.071	118.9	2:03.040	86.86	0.358	15:57:05.131
8 -	38.554	113.9	43.538	131.3	40.941	119.1	2:03.033	86.87	0.351	15:59:08.164

<b>P5 71 M3 Christoph BEINLICH</b>		Honda - Beinlich Racing Team								
IDEAL LAP TIME : 2:02.753		BEST LAP TIME : 2:02.946			DIFFERENCE : 0.193					
LAP	SECTOR 1	SECTOR 2		SECTOR 3		LAP TIME	MPH	DIFF	TIME OF DAY	
1 -		113.5	43.759	<b>131.8</b>	40.919	<b>121.1</b>	2:09.704	82.40	6.758	15:44:47.470
2 -	38.688	<b>116.9</b>	43.984	131.5	40.896	120.0	2:03.568	86.49	0.622	15:46:51.038
3 -	38.765	115.3	<b>43.496</b>	131.5	40.779	120.0	2:03.040 <b>(2)</b>	86.86	0.094	15:48:54.078
4 -	<b>38.573</b>	115.3	44.669	130.3	41.062	118.5	2:04.304	85.98	1.358	15:50:58.382
5 -	38.598	112.4	43.664	130.3	<b>40.684</b>	117.5	<b>2:02.946 (1)</b>	<b>86.93</b>		<b>15:53:01.328</b>
6 -	38.863	111.2	44.008	129.5	41.155	117.1	2:04.026	86.17	1.080	15:55:05.354
7 -	38.818	110.0	43.884	129.0	41.042	119.4	2:03.744	86.37	0.798	15:57:09.098
8 -	38.892	<b>116.9</b>	43.676	130.3	40.983	117.3	2:03.551 <b>(3)</b>	86.50	0.605	15:59:12.649

Snetterton 300

Circuit Length = 2.9689 miles

Start: 15:42 Flag 15:58 End: 16:01

Weather / Track : Bright / Dry

# MCRCB BULLETIN TK139

## 2015 MCE British Superbike Championship - Round 4

## 2015 HEL British Motostar Championship

### RACE 3 - SECTOR ANALYSIS

SECTOR 1 = FL to I1, SECTOR 2 = I1 to I2, SECTOR 3 = I2 to FL, DIFF = Difference To Personal Best Lap

P6		86	M3	Charlie NESBITT			Repli-Cast Moto 3 - Repli-Cast UK			
IDEAL LAP TIME :		2:02.288		BEST LAP TIME :		2:02.642		DIFFERENCE : 0.354		
LAP	SECTOR 1	SECTOR 2		SECTOR 3		LAP TIME	MPH	DIFF	TIME OF DAY	
1 -		109.8	44.652	127.3	41.559	118.7	2:12.272	80.80	9.630	15:44:50.038
2 -	39.021	114.1	43.917	129.3	40.924	118.5	2:03.862	86.29	1.220	15:46:53.900
3 -	38.542	111.8	<b>43.378</b>	<b>131.0</b>	40.722	118.7	<b>2:02.642 (1)</b>	<b>87.14</b>		<b>15:48:56.542</b>
4 -	38.481	111.8	43.622	130.8	<b>40.539</b>	<b>120.9</b>	<b>2:02.642 (1)</b>	<b>87.14</b>		<b>15:50:59.184</b>
5 -	38.754	110.5	43.852	128.5	41.173	116.9	2:03.779	86.34	1.137	15:53:02.963
6 -	38.955	<b>114.9</b>	43.658	128.8	40.555	117.5	2:03.168	86.77	0.526	15:55:06.131
7 -	<b>38.371</b>	112.5	43.565	<b>131.0</b>	40.964	117.3	2:02.900 (3)	86.96	0.258	15:57:09.031
8 -	38.953	113.1	43.715	130.3	41.007	117.5	2:03.675	86.42	1.033	15:59:12.706

P7		35	M3	Elliot LODGE			Honda - Essential Team Racing / SP125			
IDEAL LAP TIME :		2:03.094		BEST LAP TIME :		2:03.377		DIFFERENCE : 0.283		
LAP	SECTOR 1	SECTOR 2		SECTOR 3		LAP TIME	MPH	DIFF	TIME OF DAY	
1 -		<b>114.3</b>	44.315	130.0	41.213	119.1	2:10.679	81.78	7.302	15:44:48.445
2 -	39.037	113.3	44.165	129.3	41.324	117.9	2:04.526	85.83	1.149	15:46:52.971
3 -	38.830	113.9	44.103	126.6	<b>40.870</b>	119.6	2:03.803 (3)	86.33	0.426	15:48:56.774
4 -	<b>38.687</b>	112.7	<b>43.537</b>	130.5	41.153	117.9	<b>2:03.377 (1)</b>	<b>86.62</b>		<b>15:51:00.151</b>
5 -	38.836	113.3	43.602	129.0	40.968	118.5	2:03.406 (2)	86.60	0.029	15:53:03.557
6 -	38.925	110.3	44.077	<b>131.8</b>	41.057	119.6	2:04.059	86.15	0.682	15:55:07.616
7 -	39.082	111.2	44.004	130.0	41.646	<b>120.2</b>	2:04.732	85.68	1.355	15:57:12.348
8 -	38.977	111.1	44.639	128.3	41.705	114.9	2:05.321	85.28	1.944	15:59:17.669

P8		27	M3	Georgina POLDEN			KTM - RS Racing			
IDEAL LAP TIME :		2:03.243		BEST LAP TIME :		2:03.609		DIFFERENCE : 0.366		
LAP	SECTOR 1	SECTOR 2		SECTOR 3		LAP TIME	MPH	DIFF	TIME OF DAY	
1 -		105.3	44.055	<b>134.7</b>	41.033	<b>124.2</b>	2:09.926	82.26	6.317	15:44:47.692
2 -	39.079	107.8	43.829	<b>134.7</b>	<b>40.701</b>	124.0	<b>2:03.609 (1)</b>	<b>86.46</b>		<b>15:46:51.301</b>
3 -	38.821	107.5	<b>43.761</b>	132.8	41.055	122.2	2:03.637 (2)	86.44	0.028	15:48:54.938
4 -	38.956	<b>111.6</b>	43.911	134.4	41.114	122.4	2:03.981 (3)	86.20	0.372	15:50:58.919
5 -	<b>38.781</b>	109.4	43.942	131.5	41.380	123.5	2:04.103	86.12	0.494	15:53:03.022
6 -	39.176	106.0	43.880	133.1	41.238	122.0	2:04.294	85.99	0.685	15:55:07.316
7 -	39.111	108.7	43.995	131.3	41.813	120.9	2:04.919	85.56	1.310	15:57:12.235
8 -	38.879	110.0	44.293	131.5	42.309	121.3	2:05.481	85.17	1.872	15:59:17.716

P9		74	M3	Joseph THOMPSON			Repli-Cast Moto 3 - Repli-Cast UK			
IDEAL LAP TIME :		2:04.055		BEST LAP TIME :		2:04.434		DIFFERENCE : 0.379		
LAP	SECTOR 1	SECTOR 2		SECTOR 3		LAP TIME	MPH	DIFF	TIME OF DAY	
1 -		113.7	44.694	128.3	41.597	118.5	2:12.220	80.83	7.786	15:44:49.986
2 -	39.328	114.9	44.105	<b>131.0</b>	<b>41.098</b>	<b>119.1</b>	2:04.531 (2)	85.82	0.097	15:46:54.517
3 -	39.002	110.5	44.554	128.0	41.365	118.7	2:04.921	85.55	0.487	15:48:59.438
4 -	39.117	113.1	44.091	130.3	41.399	118.5	2:04.607	85.77	0.173	15:51:04.045
5 -	39.070	114.1	<b>44.027</b>	129.8	41.337	117.7	<b>2:04.434 (1)</b>	<b>85.89</b>		<b>15:53:08.479</b>
6 -	39.044	114.7	44.191	129.3	41.314	117.3	2:04.549 (3)	85.81	0.115	15:55:13.028
7 -	<b>38.930</b>	<b>115.1</b>	44.234	127.5	42.051	118.3	2:05.215	85.35	0.781	15:57:18.243
8 -	39.139	113.3	44.082	129.0	41.852	116.7	2:05.073	85.45	0.639	15:59:23.316

P10		25	M3	Mike BROUWERS			Honda - Joma / Brouwersracingteam			
IDEAL LAP TIME :		2:03.881		BEST LAP TIME :		2:04.458		DIFFERENCE : 0.577		
LAP	SECTOR 1	SECTOR 2		SECTOR 3		LAP TIME	MPH	DIFF	TIME OF DAY	
1 -		108.5	44.803	125.9	41.598	116.7	2:12.694	80.54	8.236	15:44:50.460
2 -	39.300	111.6	44.262	126.3	<b>41.131</b>	116.1	2:04.693 (3)	85.71	0.235	15:46:55.153
3 -	<b>38.977</b>	<b>113.7</b>	44.148	127.3	41.745	116.3	2:04.870	85.59	0.412	15:49:00.023
4 -	39.733	110.5	43.840	<b>128.8</b>	41.143	<b>117.7</b>	2:04.716	85.69	0.258	15:51:04.739
5 -	39.177	113.5	44.044	127.5	41.309	117.1	2:04.530 (2)	85.82	0.072	15:53:09.269
6 -	39.222	112.0	43.956	128.5	41.280	116.3	<b>2:04.458 (1)</b>	<b>85.87</b>		<b>15:55:13.727</b>
7 -	38.987	111.4	<b>43.773</b>	<b>128.8</b>	41.975	113.9	2:04.735	85.68	0.277	15:57:18.462

Weather / Track : Bright / Dry

Snetterton 300  
 Circuit Length = 2.9689 miles  
 Start: 15:42 Flag 15:58 End: 16:01

# MCRCB BULLETIN TK139

## 2015 MCE British Superbike Championship - Round 4

### 2015 HEL British Motostar Championship

## RACE 3 - SECTOR ANALYSIS

SECTOR 1 = FL to I1, SECTOR 2 = I1 to I2, SECTOR 3 = I2 to FL, DIFF = Difference To Personal Best Lap

8 - 39.135 111.1 44.091 **128.8** 41.818 115.9 2:05.044 85.47 0.586 15:59:23.506

P11 42 M3		Brian SLOOTEN				Honda - Bakker Frames Holland				
IDEAL LAP TIME : 2:03.846		BEST LAP TIME : 2:04.238				DIFFERENCE : 0.392				
LAP	SECTOR 1	SECTOR 2		SECTOR 3		LAP TIME	MPH	DIFF	TIME OF DAY	
1 -		108.0	44.999	128.8	41.560	120.4	2:12.955	80.38	8.717	15:44:50.721
2 -	39.143	112.2	44.274	130.8	41.269	120.4	2:04.686	85.71	0.448	15:46:55.407
3 -	<b>38.803</b>	112.5	44.204	130.5	41.524	118.3	2:04.531	85.82	0.293	15:48:59.938
4 -	39.170	<b>115.5</b>	43.959	130.8	<b>41.144</b>	120.0	2:04.273 (2)	86.00	0.035	15:51:04.211
5 -	39.378	114.3	44.108	130.3	41.310	118.9	2:04.796	85.64	0.558	15:53:09.007
6 -	39.045	111.2	<b>43.899</b>	<b>131.8</b>	41.294	<b>121.3</b>	<b>2:04.238 (1)</b>	<b>86.02</b>		<b>15:55:13.245</b>
7 -	38.888	112.4	44.059	129.5	41.515	117.1	2:04.462 (3)	85.87	0.224	15:57:17.707
8 -	39.284	112.7	44.561	128.5	41.980	118.9	2:05.825	84.94	1.587	15:59:23.532

P12 62 M3		Vasco VAN DER VALK				Honda - Team ILR / Vasco62.nl				
IDEAL LAP TIME : 2:03.819		BEST LAP TIME : 2:04.039				DIFFERENCE : 0.220				
LAP	SECTOR 1	SECTOR 2		SECTOR 3		LAP TIME	MPH	DIFF	TIME OF DAY	
1 -		110.5	45.166	126.6	41.724	<b>119.4</b>	2:13.203	80.23	9.164	15:44:50.969
2 -	39.165	113.7	44.135	<b>129.0</b>	41.536	117.9	2:04.836	85.61	0.797	15:46:55.805
3 -	39.047	113.5	44.203	127.5	41.180	118.7	2:04.430 (3)	85.89	0.391	15:49:00.235
4 -	39.229	115.5	<b>43.713</b>	128.0	41.357	117.5	2:04.299 (2)	85.98	0.260	15:51:04.534
5 -	39.116	<b>115.7</b>	43.855	127.8	<b>41.068</b>	117.5	<b>2:04.039 (1)</b>	<b>86.16</b>		<b>15:53:08.573</b>
6 -	<b>39.038</b>	113.3	44.222	128.5	41.358	116.7	2:04.618	85.76	0.579	15:55:13.191
7 -	39.051	114.3	44.262	127.0	41.906	114.7	2:05.219	85.35	1.180	15:57:18.410
8 -	39.212	113.3	44.013	127.5	41.993	118.3	2:05.218	85.35	1.179	15:59:23.628

P13 98 M3		Tomas DE VRIES				Honda - DAT Racing				
IDEAL LAP TIME : 2:05.152		BEST LAP TIME : 2:05.553				DIFFERENCE : 0.401				
LAP	SECTOR 1	SECTOR 2		SECTOR 3		LAP TIME	MPH	DIFF	TIME OF DAY	
1 -		109.6	45.400	<b>129.3</b>	41.923	<b>120.0</b>	2:13.897	79.82	8.344	15:44:51.663
2 -	39.830	111.4	44.421	127.5	42.131	119.6	2:06.382	84.56	0.829	15:46:58.045
3 -	39.784	114.3	44.464	126.1	42.178	118.5	2:06.426	84.54	0.873	15:49:04.471
4 -	39.378	113.3	44.480	128.0	<b>41.695</b>	117.3	<b>2:05.553 (1)</b>	<b>85.12</b>		<b>15:51:10.024</b>
5 -	<b>39.109</b>	<b>115.9</b>	45.108	127.5	41.786	117.3	2:06.003	84.82	0.450	15:53:16.027
6 -	39.297	114.1	44.696	126.3	42.056	117.3	2:06.049	84.79	0.496	15:55:22.076
7 -	39.368	111.8	44.392	127.3	41.924	116.9	2:05.684 (3)	85.03	0.131	15:57:27.760
8 -	39.507	114.7	<b>44.348</b>	<b>129.3</b>	41.819	116.3	2:05.674 (2)	85.04	0.121	15:59:33.434

P14 2 M3		Joe THOMAS				Honda - Team ILR				
IDEAL LAP TIME : 2:05.061		BEST LAP TIME : 2:05.552				DIFFERENCE : 0.491				
LAP	SECTOR 1	SECTOR 2		SECTOR 3		LAP TIME	MPH	DIFF	TIME OF DAY	
1 -		111.1	44.733	128.3	41.812	<b>119.4</b>	2:14.317	79.57	8.765	15:44:52.083
2 -	<b>39.107</b>	108.5	44.777	128.8	42.012	116.7	2:05.896 (3)	84.89	0.344	15:46:57.979
3 -	39.555	113.1	44.676	125.9	41.803	117.1	2:06.034	84.80	0.482	15:49:04.013
4 -	39.585	112.7	<b>44.368</b>	127.0	41.599	115.1	<b>2:05.552 (1)</b>	<b>85.12</b>		<b>15:51:09.565</b>
5 -	39.236	114.9	45.324	126.8	<b>41.586</b>	114.9	2:06.146	84.72	0.594	15:53:15.711
6 -	39.497	113.1	44.716	126.8	41.861	115.1	2:06.074	84.77	0.522	15:55:21.785
7 -	39.484	112.7	44.465	126.1	42.110	115.5	2:06.059	84.78	0.507	15:57:27.844
8 -	39.518	<b>115.1</b>	44.384	<b>129.5</b>	41.895	115.1	2:05.797 (2)	84.96	0.245	15:59:33.641

P15 65		Josh OWENS				Honda - JPL Racing				
IDEAL LAP TIME : 2:05.467		BEST LAP TIME : 2:05.646				DIFFERENCE : 0.179				
LAP	SECTOR 1	SECTOR 2		SECTOR 3		LAP TIME	MPH	DIFF	TIME OF DAY	
1 -		108.4	45.834	124.2	41.638	115.5	2:16.421	78.34	10.775	15:44:54.187
2 -	40.151	111.2	45.247	<b>126.6</b>	42.498	112.0	2:07.896	83.56	2.250	15:47:02.083
3 -	39.894	111.2	<b>44.663</b>	124.7	41.639	<b>115.9</b>	2:06.196	84.69	0.550	15:49:08.279
4 -	39.832	111.1	44.780	124.0	41.500	113.1	2:06.112	84.75	0.466	15:51:14.391
5 -	39.782	111.6	45.016	123.5	<b>41.308</b>	112.4	2:06.106	84.75	0.460	15:53:20.497
6 -	39.787	111.6	44.731	124.0	41.425	112.9	2:05.943 (3)	84.86	0.297	15:55:26.440

Weather / Track : Bright / Dry

Snetterton 300  
Circuit Length = 2.9689 miles  
Start: 15:42 Flag 15:58 End: 16:01

# MCRCB BULLETIN TK139

## 2015 MCE British Superbike Championship - Round 4

### 2015 HEL British Motostar Championship

#### RACE 3 - SECTOR ANALYSIS

SECTOR 1 = FL to I1, SECTOR 2 = I1 to I2, SECTOR 3 = I2 to FL, DIFF = Difference To Personal Best Lap

7 -	39.743	111.6	44.800	123.3	41.312	113.5	2:05.855 (2)	84.92	0.209	15:57:32.295
8 -	<b>39.496</b>	<b>112.0</b>	44.683	124.9	41.467	113.3	<b>2:05.646 (1)</b>	<b>85.06</b>		<b>15:59:37.941</b>

P16		8 M3		TJ TOMS		Repli-Cast Moto 3 - Repli-Cast - Armstrong				
IDEAL LAP TIME : 2:06.341		BEST LAP TIME : 2:06.816		DIFFERENCE : 0.475						
LAP	SECTOR 1		SECTOR 2		SECTOR 3		LAP TIME	MPH	DIFF	TIME OF DAY
1 -		109.2	45.526	<b>126.1</b>	42.595	<b>116.5</b>	2:15.659	78.78	8.843	15:44:53.425
2 -	39.926	111.8	44.924	124.7	42.410	116.1	2:07.260	83.98	0.444	15:47:00.685
3 -	39.990	111.8	44.956	123.3	42.454	115.5	2:07.400	83.89	0.584	15:49:08.085
4 -	40.127	111.6	44.922	124.0	42.202	115.7	2:07.251 (3)	83.99	0.435	15:51:15.336
5 -	39.831	112.7	45.158	125.2	<b>41.993</b>	114.1	2:06.982 (2)	84.17	0.166	15:53:22.318
6 -	39.864	112.5	45.146	124.7	43.076	112.9	2:08.086	83.44	1.270	15:55:30.404
7 -	39.838	112.7	44.939	124.5	42.670	112.9	2:07.447	83.86	0.631	15:57:37.851
8 -	<b>39.623</b>	<b>113.1</b>	<b>44.725</b>	124.5	42.468	114.5	<b>2:06.816 (1)</b>	<b>84.28</b>		<b>15:59:44.667</b>

P17		21 M3		Richard KERR		Honda - Bob Wylie Racing				
IDEAL LAP TIME : 2:06.386		BEST LAP TIME : 2:06.700		DIFFERENCE : 0.314						
LAP	SECTOR 1		SECTOR 2		SECTOR 3		LAP TIME	MPH	DIFF	TIME OF DAY
1 -		107.8	46.054	124.5	43.577	<b>118.5</b>	2:18.491	77.17	11.791	15:44:56.257
2 -	40.402	112.2	46.003	<b>128.5</b>	42.455	115.3	2:08.860	82.94	2.160	15:47:05.117
3 -	40.078	112.4	45.431	125.6	41.962	117.9	2:07.471	83.84	0.771	15:49:12.588
4 -	40.131	111.2	45.389	127.3	41.927	115.1	2:07.447	83.86	0.747	15:51:20.035
5 -	<b>39.673</b>	112.4	44.968	125.2	42.253	112.9	2:06.894 (2)	84.22	0.194	15:53:26.929
6 -	40.375	<b>112.9</b>	45.156	123.8	42.083	113.5	2:07.614	83.75	0.914	15:55:34.543
7 -	39.987	112.5	<b>44.867</b>	125.2	<b>41.846</b>	116.7	<b>2:06.700 (1)</b>	<b>84.35</b>		<b>15:57:41.243</b>
8 -	39.713	112.4	44.959	124.7	42.278	112.7	2:06.950 (3)	84.19	0.250	15:59:48.193

P18		17		Wesley JONKER		Luyten Honda - Racing Family				
IDEAL LAP TIME : 2:06.417		BEST LAP TIME : 2:06.869		DIFFERENCE : 0.452						
LAP	SECTOR 1		SECTOR 2		SECTOR 3		LAP TIME	MPH	DIFF	TIME OF DAY
1 -		102.2	46.332	126.8	43.290	<b>118.3</b>	2:19.115	76.82	12.246	15:44:56.881
2 -	40.293	108.2	45.829	<b>127.0</b>	42.174	117.1	2:08.296	83.30	1.427	15:47:05.177
3 -	39.981	110.3	45.834	123.5	<b>41.882</b>	117.5	2:07.697	83.69	0.828	15:49:12.874
4 -	39.875	111.6	45.299	124.2	42.053	115.5	2:07.227 (3)	84.00	0.358	15:51:20.101
5 -	40.091	112.2	45.625	123.3	41.946	113.9	2:07.662	83.72	0.793	15:53:27.763
6 -	<b>39.746</b>	<b>112.7</b>	45.081	124.5	42.218	116.1	2:07.045 (2)	84.12	0.176	15:55:34.808
7 -	39.887	112.4	44.911	125.4	42.071	116.3	<b>2:06.869 (1)</b>	<b>84.24</b>		<b>15:57:41.677</b>
8 -	39.838	110.7	<b>44.789</b>	126.3	42.645	113.9	2:07.272	83.97	0.403	15:59:48.949

P19		70		Ryan LONGSHAW		Honda - RCD Motorsport				
IDEAL LAP TIME : 2:07.203		BEST LAP TIME : 2:07.254		DIFFERENCE : 0.051						
LAP	SECTOR 1		SECTOR 2		SECTOR 3		LAP TIME	MPH	DIFF	TIME OF DAY
1 -		112.5	45.967	<b>128.3</b>	42.820	<b>117.9</b>	2:16.474	78.31	9.220	15:44:54.240
2 -	<b>39.900</b>	110.1	45.159	127.3	42.731	113.3	2:07.790 (3)	83.63	0.536	15:47:02.030
3 -	39.930	112.5	45.611	126.8	<b>42.465</b>	114.1	2:08.006	83.49	0.752	15:49:10.036
4 -	39.940	112.5	44.887	126.1	42.744	112.7	2:07.571 (2)	83.78	0.317	15:51:17.607
5 -	39.935	<b>113.3</b>	44.847	127.0	42.472	112.2	<b>2:07.254 (1)</b>	<b>83.99</b>		<b>15:53:24.861</b>
6 -	40.400	112.5	45.141	125.4	42.717	111.8	2:08.258	83.33	1.004	15:55:33.119
7 -	40.103	111.2	45.460	124.9	42.583	113.1	2:08.146	83.40	0.892	15:57:41.265
8 -	40.103	110.7	<b>44.838</b>	125.4	43.332	111.6	2:08.273	83.32	1.019	15:59:49.538

P20		16		Andrew SAWFORD		Aprilia - St Neots Motorcycle Co Ltd				
IDEAL LAP TIME : 2:07.215		BEST LAP TIME : 2:07.467		DIFFERENCE : 0.252						
LAP	SECTOR 1		SECTOR 2		SECTOR 3		LAP TIME	MPH	DIFF	TIME OF DAY
1 -		105.8	46.008	124.2	43.397	<b>116.1</b>	2:18.376	77.23	10.909	15:44:56.142
2 -	39.804	108.7	45.753	126.1	42.261	115.1	2:07.818	83.61	0.351	15:47:03.960
3 -	40.024	109.4	45.499	124.5	42.541	112.9	2:08.064	83.45	0.597	15:49:12.024
4 -	39.992	110.5	45.427	125.2	42.256	114.3	2:07.675 (3)	83.71	0.208	15:51:19.699
5 -	40.182	105.5	46.177	<b>126.6</b>	42.247	115.1	2:08.606	83.10	1.139	15:53:28.305

Weather / Track : Bright / Dry

Snetterton 300  
Circuit Length = 2.9689 miles  
Start: 15:42 Flag 15:58 End: 16:01

# MCRCB BULLETIN TK139

## 2015 MCE British Superbike Championship - Round 4

### 2015 HEL British Motostar Championship

## RACE 3 - SECTOR ANALYSIS

SECTOR 1 = FL to I1, SECTOR 2 = I1 to I2, SECTOR 3 = I2 to FL, DIFF = Difference To Personal Best Lap

6 -	39.946	107.2	45.436	126.1	<b>42.085</b>	114.9	<b>2:07.467 (1)</b>	<b>83.84</b>		<b>15:55:35.772</b>
7 -	39.964	<b>111.2</b>	<b>45.335</b>	125.6	42.442	114.5	2:07.741	83.66	0.274	15:57:43.513
8 -	<b>39.795</b>	110.0	45.390	125.4	42.312	114.3	2:07.497 (2)	83.83	0.030	15:59:51.010

<b>P21</b>	<b>20 M3</b>	<b>Joel MARKLUND</b>				Honda - Marklund Solutions				
IDEAL LAP TIME : 2:07.489		BEST LAP TIME : 2:07.553			DIFFERENCE : 0.064					
LAP	SECTOR 1		SECTOR 2		SECTOR 3		LAP TIME	MPH	DIFF	TIME OF DAY
1 -		101.3	46.217	130.3	43.136	122.0	2:18.746	77.03	11.193	15:44:56.512
2 -	40.019	110.7	45.673	126.6	42.331	<b>122.2</b>	2:08.023	83.48	0.470	15:47:04.535
3 -	39.961	107.3	<b>45.540</b>	130.5	42.442	118.7	2:07.943 (3)	83.53	0.390	15:49:12.478
4 -	39.925	109.6	45.838	128.3	42.165	120.2	2:07.928 (2)	83.54	0.375	15:51:20.406
5 -	40.239	112.0	45.909	<b>131.3</b>	42.134	119.4	2:08.282	83.31	0.729	15:53:28.688
6 -	<b>39.829</b>	110.7	45.604	129.8	<b>42.120</b>	118.7	<b>2:07.553 (1)</b>	<b>83.79</b>		<b>15:55:36.241</b>
7 -	40.087	110.7	45.643	122.4	42.951	118.1	2:08.681	83.05	1.128	15:57:44.922
8 -	40.222	<b>115.3</b>	45.546	129.3	42.390	118.9	2:08.158	83.39	0.605	15:59:53.080

<b>P22</b>	<b>87</b>	<b>Jamie EDWARDS</b>				Nykos - Kinpac Racing				
IDEAL LAP TIME : 2:07.079		BEST LAP TIME : 2:07.247			DIFFERENCE : 0.168					
LAP	SECTOR 1		SECTOR 2		SECTOR 3		LAP TIME	MPH	DIFF	TIME OF DAY
1 -		112.4	46.386	124.5	43.059	116.3	2:18.924	76.93	11.677	15:44:56.690
2 -	<b>40.068</b>	<b>113.7</b>	45.642	<b>126.6</b>	42.741	113.9	2:08.451	83.20	1.204	15:47:05.141
3 -	40.476	109.4	45.678	124.5	42.025	<b>116.7</b>	2:08.179	83.38	0.932	15:49:13.320
4 -	40.111	111.8	45.437	126.3	42.118	115.7	2:07.666 (3)	83.71	0.419	15:51:20.986
5 -	40.206	112.0	45.668	123.5	42.219	113.9	2:08.093	83.44	0.846	15:53:29.079
6 -	40.210	113.1	<b>45.152</b>	126.3	41.885	113.9	<b>2:07.247 (1)</b>	<b>83.99</b>		<b>15:55:36.326</b>
7 -	40.106	112.2	45.285	124.5	<b>41.859</b>	114.5	2:07.250 (2)	83.99	0.003	15:57:43.576
8 -	41.719	112.4	45.611	123.3	42.480	115.1	2:09.810	82.33	2.563	15:59:53.386

<b>P23</b>	<b>3</b>	<b>Mark CLAYTON</b>				Honda - SP125 / Refined Recruitment				
IDEAL LAP TIME : 2:08.036		BEST LAP TIME : 2:08.064			DIFFERENCE : 0.028					
LAP	SECTOR 1		SECTOR 2		SECTOR 3		LAP TIME	MPH	DIFF	TIME OF DAY
1 -		111.8	46.482	125.6	42.500	116.3	2:17.378	77.80	9.314	15:44:55.144
2 -	40.474	112.4	46.093	123.8	42.689	<b>116.5</b>	2:09.256 (3)	82.68	1.192	15:47:04.400
3 -	40.656	109.4	46.218	125.9	42.632	<b>116.5</b>	2:09.506	82.52	1.442	15:49:13.906
4 -	40.410	<b>112.9</b>	<b>45.174</b>	<b>126.1</b>	<b>42.480</b>	115.7	<b>2:08.064 (1)</b>	<b>83.45</b>		<b>15:51:21.970</b>
5 -	40.522	111.6	45.466	125.4	42.503	114.3	2:08.491 (2)	83.18	0.427	15:53:30.461
6 -	<b>40.382</b>	112.5	45.470	125.4	43.406	114.5	2:09.258	82.68	1.194	15:55:39.719
7 -	40.857	110.3	45.900	124.9	43.341	113.3	2:10.098	82.15	2.034	15:57:49.817
8 -	41.357	109.8	46.342	124.7	43.718	112.9	2:11.417	81.32	3.353	16:00:01.234

<b>P24</b>	<b>24</b>	<b>Tasia RODINK</b>				Honda - Promemo Racing				
IDEAL LAP TIME : 2:08.809		BEST LAP TIME : 2:09.235			DIFFERENCE : 0.426					
LAP	SECTOR 1		SECTOR 2		SECTOR 3		LAP TIME	MPH	DIFF	TIME OF DAY
1 -		105.8	47.036	<b>128.0</b>	43.865	<b>116.9</b>	2:21.506	75.53	12.271	15:44:59.272
2 -	<b>40.471</b>	110.3	45.994	127.8	43.432	115.5	2:09.897	82.28	0.662	15:47:09.169
3 -	41.120	108.2	45.767	126.6	43.172	115.3	2:10.059	82.17	0.824	15:49:19.228
4 -	42.789	109.6	45.981	124.9	42.906	113.5	2:11.676	81.16	2.441	15:51:30.904
5 -	40.897	110.7	<b>45.684</b>	125.6	<b>42.654</b>	113.7	<b>2:09.235 (1)</b>	<b>82.70</b>		<b>15:53:40.139</b>
6 -	41.015	109.1	45.697	125.2	42.770	112.9	2:09.482 (3)	82.54	0.247	15:55:49.621
7 -	40.804	<b>110.9</b>	45.771	125.2	42.737	113.3	2:09.312 (2)	82.65	0.077	15:57:58.933
8 -	40.857	109.4	45.790	125.4	42.928	113.5	2:09.575	82.48	0.340	16:00:08.508

<b>P25</b>	<b>7</b>	<b>Jamie ASHBY</b>				Honda - SP125 / JPA Racing				
IDEAL LAP TIME : 2:10.950		BEST LAP TIME : 2:11.042			DIFFERENCE : 0.092					
LAP	SECTOR 1		SECTOR 2		SECTOR 3		LAP TIME	MPH	DIFF	TIME OF DAY
1 -		103.8	47.506	<b>125.6</b>	44.051	<b>114.5</b>	2:21.570	75.49	10.528	15:44:59.336
2 -	41.602	104.0	46.859	124.0	44.115	113.7	2:12.576	80.61	1.534	15:47:11.912
3 -	41.206	108.5	46.986	122.9	43.782	112.7	2:11.974	80.98	0.932	15:49:23.886
4 -	41.278	106.8	46.644	122.9	43.955	112.0	2:11.877	81.04	0.835	15:51:35.763

Weather / Track : Bright / Dry

Snetterton 300

Circuit Length = 2.9689 miles

Start: 15:42 Flag 15:58 End: 16:01

# MCRCB BULLETIN TK139

## 2015 MCE British Superbike Championship - Round 4

### 2015 HEL British Motostar Championship

### RACE 3 - SECTOR ANALYSIS

SECTOR 1 = FL to I1, SECTOR 2 = I1 to I2, SECTOR 3 = I2 to FL, DIFF = Difference To Personal Best Lap

5 -	41.238	<b>109.4</b>	46.655	123.1	44.205	110.9	2:12.098	80.91	1.056	15:53:47.861
6 -	41.106	109.1	<b>46.417</b>	122.9	43.937	108.9	2:11.460 (3)	81.30	0.418	15:55:59.321
7 -	41.090	108.4	46.426	122.0	<b>43.547</b>	110.7	2:11.063 (2)	81.54	0.021	15:58:10.384
8 -	<b>40.986</b>	109.2	46.483	122.0	43.573	110.9	<b>2:11.042 (1)</b>	<b>81.56</b>		<b>16:00:21.426</b>

P26	34	Liam DELVES				Honda - Crucials Sauce / Banks Racing				
IDEAL LAP TIME : 2:09.957		BEST LAP TIME : 2:10.079		DIFFERENCE : 0.122						

LAP	SECTOR 1		SECTOR 2		SECTOR 3		LAP TIME	MPH	DIFF	TIME OF DAY
1 -		101.2	46.811	120.9	44.237	112.2	2:29.815	71.34	19.736	15:45:07.581
2 -	41.528	100.3	46.803	120.6	43.474	<b>112.5</b>	2:11.805	81.09	1.726	15:47:19.386
3 -	41.428	102.9	46.405	121.1	<b>43.321</b>	111.4	2:11.154	81.49	1.075	15:49:30.540
4 -	41.230	<b>107.5</b>	46.549	121.7	43.408	110.1	2:11.187	81.47	1.108	15:51:41.727
5 -	41.383	105.1	46.589	121.7	43.418	110.1	2:11.390	81.34	1.311	15:53:53.117
6 -	41.366	107.3	<b>46.061</b>	<b>122.2</b>	43.498	109.4	2:10.925 (3)	81.63	0.846	15:56:04.042
7 -	40.779	104.3	46.285	121.3	43.335	109.8	2:10.399 (2)	81.96	0.320	15:58:14.441
8 -	<b>40.575</b>	107.3	46.158	121.1	43.346	109.4	<b>2:10.079 (1)</b>	<b>82.16</b>		<b>16:00:24.520</b>

P27	97	Adam MOORE				KTM - Cresswell Racing				
IDEAL LAP TIME : 2:11.005		BEST LAP TIME : 2:11.656		DIFFERENCE : 0.651						

LAP	SECTOR 1		SECTOR 2		SECTOR 3		LAP TIME	MPH	DIFF	TIME OF DAY
1 -		106.0	47.145	<b>120.6</b>	43.867	<b>111.4</b>	2:22.127	75.20	10.471	15:44:59.893
2 -	41.413	104.6	46.728	119.6	44.207	110.5	2:12.348	80.75	0.692	15:47:12.241
3 -	41.448	104.8	46.859	118.9	43.852	108.4	2:12.159	80.87	0.503	15:49:24.400
4 -	41.793	107.3	<b>46.353</b>	118.1	<b>43.510</b>	108.9	<b>2:11.656 (1)</b>	<b>81.18</b>		<b>15:51:36.056</b>
5 -	<b>41.142</b>	<b>109.1</b>	47.046	117.5	43.839	107.8	2:12.027 (2)	80.95	0.371	15:53:48.083
6 -	41.364	104.3	47.729	113.3	1:02.069	103.7	2:31.162	70.70	19.506	15:56:19.245
7 -	41.797	106.0	47.174	115.1	44.308	105.5	2:13.279	80.19	1.623	15:58:32.524
8 -	41.589	104.2	46.826	115.1	43.642	105.1	2:12.057 (3)	80.93	0.401	16:00:44.581

P28	9	David WALES				Honda - TAD Racing				
IDEAL LAP TIME : 2:13.700		BEST LAP TIME : 2:14.072		DIFFERENCE : 0.372						

LAP	SECTOR 1		SECTOR 2		SECTOR 3		LAP TIME	MPH	DIFF	TIME OF DAY
1 -		103.0	<b>47.355</b>	<b>121.7</b>	45.696	<b>111.8</b>	2:24.579	73.92	10.507	15:45:02.345
2 -	42.035	101.6	48.061	118.7	45.480	111.4	2:15.576	78.83	1.504	15:47:17.921
3 -	<b>41.717</b>	104.0	47.727	119.4	<b>44.628</b>	111.2	<b>2:14.072 (1)</b>	<b>79.71</b>		<b>15:49:31.993</b>
4 -	43.083	<b>105.1</b>	47.767	118.5	45.327	109.6	2:16.177	78.48	2.105	15:51:48.170
5 -	42.377	104.3	48.093	120.6	44.648	109.8	2:15.118 (3)	79.10	1.046	15:54:03.288
6 -	42.381	100.9	48.131	117.5	46.804	110.1	2:17.316	77.83	3.244	15:56:20.604
7 -	42.377	<b>105.1</b>	47.500	119.4	44.690	109.8	2:14.567 (2)	79.42	0.495	15:58:35.171
8 -	41.858	103.0	48.309	119.8	45.512	109.2	2:15.679	78.77	1.607	16:00:50.850

P29	6	M3	Taz TAYLOR			KTM - RS Racing				
IDEAL LAP TIME : 2:00.282		BEST LAP TIME : 2:00.910		DIFFERENCE : 0.628						

LAP	SECTOR 1		SECTOR 2		SECTOR 3		LAP TIME	MPH	DIFF	TIME OF DAY
1 -		117.1	43.334	<b>136.3</b>	40.562	<b>124.7</b>	2:07.795	83.63	6.885	15:44:45.561
2 -	38.034	117.1	43.420	134.4	40.298	123.5	2:01.752	87.78	0.842	15:46:47.313
3 -	37.917	113.7	43.044	134.7	40.071	123.8	2:01.032 (2)	88.30	0.122	15:48:48.345
4 -	<b>37.606</b>	115.5	43.649	135.0	40.381	<b>124.7</b>	2:01.636	87.86	0.726	15:50:49.981
5 -	37.877	115.7	42.879	131.0	40.154	122.9	<b>2:00.910 (1)</b>	<b>88.39</b>		<b>15:52:50.891</b>
6 -	37.850	114.9	<b>42.794</b>	135.5	40.484	120.9	2:01.128	88.23	0.218	15:54:52.019
7 -	38.056	<b>120.2</b>	43.134	135.0	<b>39.882</b>	123.3	2:01.072 (3)	88.27	0.162	15:56:53.091

P30	47	M3	Jake ARCHER			Honda - RS Racing				
IDEAL LAP TIME : 2:02.214		BEST LAP TIME : 2:02.214		DIFFERENCE : 0.000						

LAP	SECTOR 1		SECTOR 2		SECTOR 3		LAP TIME	MPH	DIFF	TIME OF DAY
1 -		106.1	45.846	119.6	41.629	<b>124.2</b>	2:13.877	79.83	11.663	15:44:51.643
2 -	38.996	105.5	43.747	126.8	41.365	124.0	2:04.108	86.11	1.894	15:46:55.751
3 -	38.626	106.0	43.832	133.6	41.170	120.9	2:03.628	86.45	1.414	15:48:59.379
4 -	38.664	113.3	43.495	131.8	40.791	120.9	2:02.950 (3)	86.93	0.736	15:51:02.329

Snetterton 300  
 Circuit Length = 2.9689 miles  
 Start: 15:42 Flag 15:58 End: 16:01

Weather / Track : Bright / Dry



**MCRCB BULLETIN TK139****2015 MCE British Superbike Championship - Round 4****2015 HEL British Motostar Championship****RACE 3 - SECTOR ANALYSIS**

SECTOR 1 = FL to I1, SECTOR 2 = I1 to I2, SECTOR 3 = I2 to FL, DIFF = Difference To Personal Best Lap

5 -	<b>38.438</b>	<b>114.1</b>	<b>43.169</b>	133.4	<b>40.607</b>	121.7	<b>2:02.214 (1)</b>	<b>87.45</b>		<b>15:53:04.543</b>
6 -	38.540	111.1	43.272	<b>133.9</b>	41.016	122.9	2:02.828 (2)	87.01	0.614	15:55:07.371

<b>P31</b>	<b>72</b>	<b>Cameron HORSMAN</b>				EE125 - FAB-Racing				
IDEAL LAP TIME : 2:11.357		BEST LAP TIME : 2:10.064			DIFFERENCE : -1.293					
LAP	SECTOR 1	SECTOR 2		SECTOR 3		LAP TIME	MPH	DIFF	TIME OF DAY	
1 -	<b>95.5</b>	<b>47.342</b>	<b>123.1</b>	<b>43.031</b>	<b>118.3</b>	2:20.437	76.10	10.373	15:44:58.203	
2 -	<b>40.984</b>	95.4				2:10.457 (2)	81.92	0.393	15:47:08.660	
3 -						<b>2:10.064 (1)</b>	<b>82.17</b>		<b>15:49:18.724</b>	

<b>P32</b>	<b>11</b>	<b>Stephen CAMPBELL</b>				Honda - Campbell Racing				
IDEAL LAP TIME : 2:09.299		BEST LAP TIME : 2:10.028			DIFFERENCE : 0.729					
LAP	SECTOR 1	SECTOR 2		SECTOR 3		LAP TIME	MPH	DIFF	TIME OF DAY	
1 -	105.5	47.085	<b>124.2</b>	<b>43.356</b>	<b>112.7</b>	2:20.705	75.96	10.677	15:44:58.471	
2 -	<b>40.055</b>	<b>110.5</b>	46.919	120.6	43.854	111.6	2:10.828 (2)	81.69	0.800	15:47:09.299
3 -	40.498	110.1	<b>45.888</b>	<b>124.2</b>	43.642	111.1	<b>2:10.028 (1)</b>	<b>82.19</b>		<b>15:49:19.327</b>

**MCRCB BULLETIN TK140****2015 MCE British Superbike Championship - Round 4****2015 HEL British Motostar Championship****RACE 3 - BEST SPEEDS**

POS	INTERMEDIATE 1			INTERMEDIATE 2			FINISH LINE		
	NO	NAME	MPH	NO	NAME	MPH	NO	NAME	MPH
1	6	TAYLOR	120.2	6	TAYLOR	136.3	6	TAYLOR	124.7
2	26	SAEZ	118.7	95	DEROUE	136.3	95	DEROUE	124.5
3	95	DEROUE	118.7	27	POLDEN	134.7	27	POLDEN	124.2
4	1	RENDELL	117.1	47	ARCHER	133.9	47	ARCHER	124.2
5	71	BEINLICH	116.9	77	PERSSON	133.6	26	SAEZ	122.4
6	98	DE VRIES	115.9	26	SAEZ	132.8	20	MARKLUND	122.2
7	62	VAN DER VALK	115.7	35	LODGE	131.8	77	PERSSON	121.7
8	77	PERSSON	115.7	42	SLOOTEN	131.8	42	SLOOTEN	121.3
9	42	SLOOTEN	115.5	71	BEINLICH	131.8	71	BEINLICH	121.1
10	20	MARKLUND	115.3	20	MARKLUND	131.3	86	NESBITT	120.9
11	2	THOMAS	115.1	74	THOMPSON	131.0	1	RENDELL	120.6
12	74	THOMPSON	115.1	86	NESBITT	131.0	35	LODGE	120.2
13	86	NESBITT	114.9	1	RENDELL	130.8	98	DE VRIES	120.0
14	35	LODGE	114.3	2	THOMAS	129.5	2	THOMAS	119.4
15	47	ARCHER	114.1	98	DE VRIES	129.3	62	VAN DER VALK	119.4
16	25	BROUWERS	113.7	62	VAN DER VALK	129.0	74	THOMPSON	119.1
17	87	EDWARDS	113.7	25	BROUWERS	128.8	21	KERR	118.5
18	70	LONGSHAW	113.3	21	KERR	128.5	17	JONKER	118.3
19	8	TOMS	113.1	70	LONGSHAW	128.3	72	HORSMAN	118.3
20	3	CLAYTON	112.9	24	RODINK	128.0	70	LONGSHAW	117.9
21	21	KERR	112.9	17	JONKER	127.0	25	BROUWERS	117.7
22	17	JONKER	112.7	16	SAWFORD	126.6	24	RODINK	116.9
23	65	OWENS	112.0	65	OWENS	126.6	87	EDWARDS	116.7
24	27	POLDEN	111.6	87	EDWARDS	126.6	3	CLAYTON	116.5
25	16	SAWFORD	111.2	3	CLAYTON	126.1	8	TOMS	116.5
26	24	RODINK	110.9	8	TOMS	126.1	16	SAWFORD	116.1
27	11	CAMPBELL	110.5	7	ASHBY	125.6	65	OWENS	115.9
28	7	ASHBY	109.4	11	CAMPBELL	124.2	7	ASHBY	114.5
29	97	MOORE	109.1	72	HORSMAN	123.1	11	CAMPBELL	112.7
30	34	DELVES	107.5	34	DELVES	122.2	34	DELVES	112.5
31	9	WALES	105.1	9	WALES	121.7	9	WALES	111.8
32	72	HORSMAN	95.5	97	MOORE	120.6	97	MOORE	111.4
33	44	BEST	92.0	44	BEST	112.2			
34									
35									
36									

Weather / Track : Bright / Dry

Results can be found at [www.tsl-timing.com](http://www.tsl-timing.com)Snetterton 300  
Circuit Length = 2.9689 miles  
Start: 15:42 Flag 15:58 End: 16:01

Printed - 16:04 Saturday, 20 June 2015

# MCRCB BULLETIN TK141

## 2015 MCE British Superbike Championship - Round 4

### 2015 HEL British Motostar Championship

#### RACE 3 - BEST SECTORS

SECTOR 1			SECTOR 2			SECTOR 3			IDEAL / BEST COMPARISON						
POS	NO	NAME	TIME	NO	NAME	TIME	NO	NAME	TIME	POS	NO	NAME	IDEAL	BEST	DIFF
													PERFECT LAP	2:00.268	
1	6	TAYLOR	37.606	6	TAYLOR	42.794	95	DEROUE	39.868	1	6	TAYLOR	2:00.282	2:00.910	0.628
2	95	DEROUE	37.709	95	DEROUE	42.805	6	TAYLOR	39.882	2	95	DEROUE	2:00.382	2:00.999	0.617
3	1	RENDELL	38.062	26	SAEZ	42.846	26	SAEZ	39.980	3	26	SAEZ	2:00.915	2:01.174	0.259
4	26	SAEZ	38.089	1	RENDELL	43.032	1	RENDELL	40.028	4	1	RENDELL	2:01.122	2:01.264	0.142
5	77	PERSSON	38.317	47	ARCHER	43.169	86	NESBITT	40.539	5	47	ARCHER	2:02.214	2:02.214	0.000
6	86	NESBITT	38.371	77	PERSSON	43.349	47	ARCHER	40.607	6	86	NESBITT	2:02.288	2:02.642	0.354
7	47	ARCHER	38.438	86	NESBITT	43.378	71	BEINLICH	40.684	7	77	PERSSON	2:02.402	2:02.682	0.280
8	71	BEINLICH	38.573	71	BEINLICH	43.496	27	POLDEN	40.701	8	71	BEINLICH	2:02.753	2:02.946	0.193
9	35	LODGE	38.687	35	LODGE	43.537	77	PERSSON	40.736	9	35	LODGE	2:03.094	2:03.377	0.283
10	27	POLDEN	38.781	62	VAN DER VALK	43.713	35	LODGE	40.870	10	27	POLDEN	2:03.243	2:03.609	0.366
11	42	SLOOTEN	38.803	27	POLDEN	43.761	62	VAN DER VALK	41.068	11	62	VAN DER VALK	2:03.819	2:04.039	0.220
12	74	THOMPSON	38.930	25	BROUWERS	43.773	74	THOMPSON	41.098	12	42	SLOOTEN	2:03.846	2:04.238	0.392
13	25	BROUWERS	38.977	42	SLOOTEN	43.899	25	BROUWERS	41.131	13	25	BROUWERS	2:03.881	2:04.458	0.577
14	62	VAN DER VALK	39.038	74	THOMPSON	44.027	42	SLOOTEN	41.144	14	74	THOMPSON	2:04.055	2:04.434	0.379
15	2	THOMAS	39.107	98	DE VRIES	44.348	65	OWENS	41.308	15	2	THOMAS	2:05.061	2:05.552	0.491
16	98	DE VRIES	39.109	2	THOMAS	44.368	2	THOMAS	41.586	16	98	DE VRIES	2:05.152	2:05.553	0.401
17	65	OWENS	39.496	65	OWENS	44.663	98	DE VRIES	41.695	17	65	OWENS	2:05.467	2:05.646	0.179
18	8	TOMS	39.623	8	TOMS	44.725	21	KERR	41.846	18	8	TOMS	2:06.341	2:06.816	0.475
19	21	KERR	39.673	17	JONKER	44.789	87	EDWARDS	41.859	19	21	KERR	2:06.386	2:06.700	0.314
20	17	JONKER	39.746	70	LONGSHAW	44.838	17	JONKER	41.882	20	17	JONKER	2:06.417	2:06.869	0.452
21	16	SAWFORD	39.795	21	KERR	44.867	8	TOMS	41.993	21	87	EDWARDS	2:07.079	2:07.247	0.168
22	20	MARKLUND	39.829	87	EDWARDS	45.152	16	SAWFORD	42.085	22	70	LONGSHAW	2:07.203	2:07.254	0.051
23	70	LONGSHAW	39.900	3	CLAYTON	45.174	20	MARKLUND	42.120	23	16	SAWFORD	2:07.215	2:07.467	0.252
24	11	CAMPBELL	40.055	16	SAWFORD	45.335	70	LONGSHAW	42.465	24	20	MARKLUND	2:07.489	2:07.553	0.064
25	87	EDWARDS	40.068	20	MARKLUND	45.540	3	CLAYTON	42.480	25	3	CLAYTON	2:08.036	2:08.064	0.028
26	3	CLAYTON	40.382	24	RODINK	45.684	24	RODINK	42.654	26	24	RODINK	2:08.809	2:09.235	0.426
27	24	RODINK	40.471	11	CAMPBELL	45.888	72	HORSMAN	43.031	27	11	CAMPBELL	2:09.299	2:10.028	0.729
28	34	DELVES	40.575	34	DELVES	46.061	34	DELVES	43.321	28	34	DELVES	2:09.957	2:10.079	0.122
29	72	HORSMAN	40.984	97	MOORE	46.353	11	CAMPBELL	43.356	29	7	ASHBY	2:10.950	2:11.042	0.092
30	7	ASHBY	40.986	7	ASHBY	46.417	97	MOORE	43.510	30	97	MOORE	2:11.005	2:11.656	0.651
31	97	MOORE	41.142	72	HORSMAN	47.342	7	ASHBY	43.547	31	72	HORSMAN	2:11.357	2:10.064	-1.293
32	9	WALES	41.717	9	WALES	47.355	9	WALES	44.628	32	9	WALES	2:13.700	2:14.072	0.372
33				44	BEST	49.135									
34															
35															
36															

Weather / Track : Bright / Dry

Results can be found at [www.tsl-timing.com](http://www.tsl-timing.com)

Snetterton 300

Circuit Length = 2.9689 miles

Start: 15:42 Flag 15:58 End: 16:01

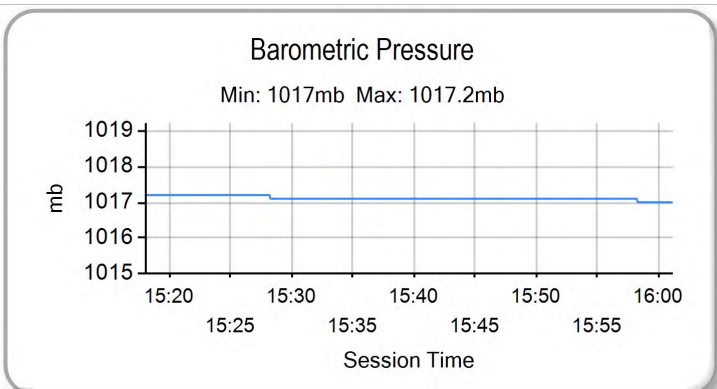
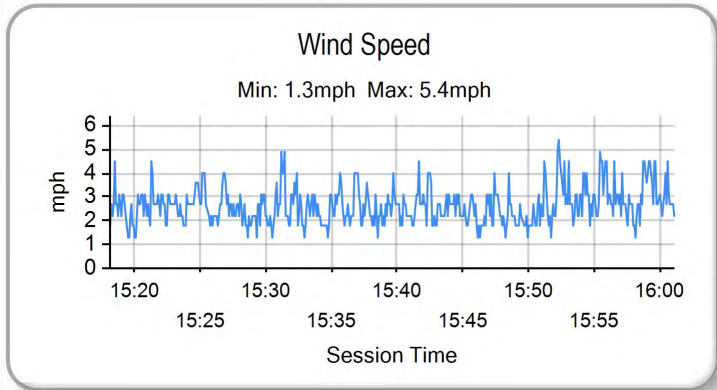
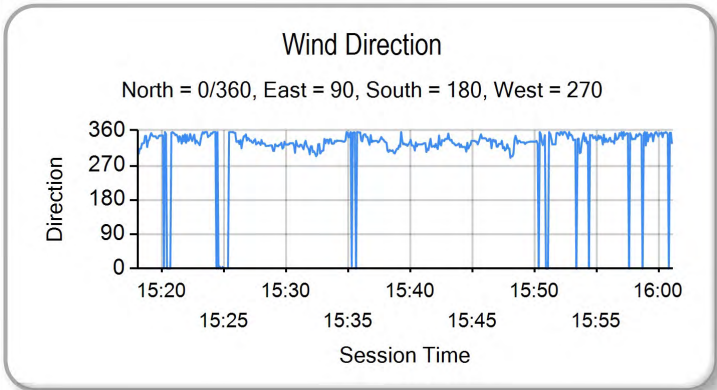
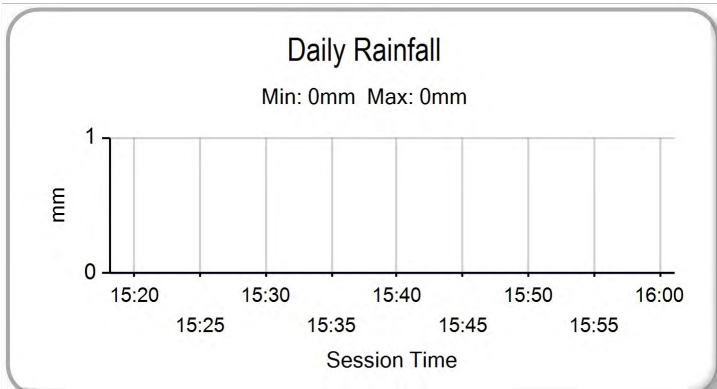
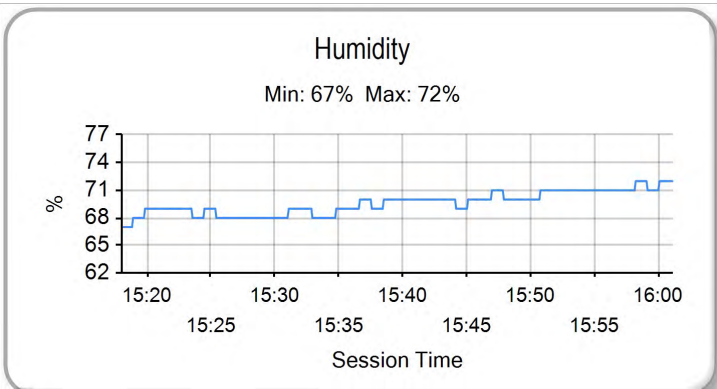
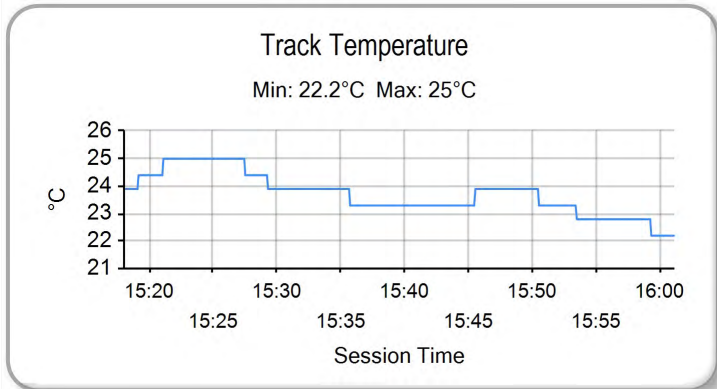
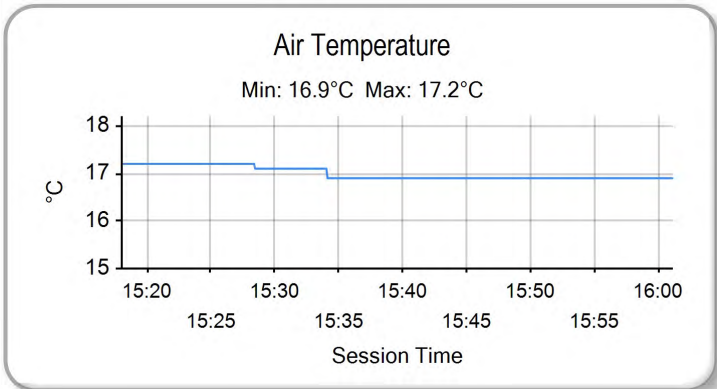
Printed - 16:04 Saturday, 20 June 2015

# MCRCB BULLETIN TK142

## 2015 MCE British Superbike Championship - Round 4

## 2015 HEL British Motostar Championship

### RACE 3 - WEATHER CONDITIONS



Weather / Track : Bright / Dry

Results can be found at [www.tsl-timing.com](http://www.tsl-timing.com)

Snetterton 300  
Circuit Length = 2.9689 miles  
Start: 15:42 Flag 15:58 End: 16:01

Printed - 16:04 Saturday, 20 June 2015

# MCRCB BULLETIN TK143

## 2015 HEL Performance British Motostar Championship

### MOTO 3 POINTS AFTER ROUND 6

	TOTAL	GAP	DIFF	4th-6th April	Donington Park	17th-19th April	Brands Hatch Indy	2nd-4th May Oulton Park	19th-21st June	Snetterton	3rd-5th July	Knockhill	17th-19th July	Brands Hatch GP	31st July-2nd August	Thruxton	21st-23rd August	Cadwell Park	4th-6th September	Oulton Park	18th-20th September	Assen	2nd-4th October	Silverstone	16th-18th October	Brands Hatch - GP
Scott DEROUÉ	108			25	20	25	13	25																		
Taz TAYLOR	106	2		20	16	25	20	25																		
Edward RENDELL	97	11	9	16	13	16	16	20	16																	
Dani SAEZ	56	52	41		11	8	9	8	20																	
Alex PERSSON	49	59	7			9	11	16	13																	
Brad RAY	45	63	4	25	20																					
Jorel BOERBOOM	43	65	2		10	10	13	10																		
Elliot LODGE	39	69	4	8	6	5	5	6	9																	
Georgina POLDEN	38	70	1	13			8	9	8																	
Charlie NESBITT	38	70	0		8	13		7	10																	
Christoph BEINLICH	36	72	2			11	10	4	11																	
Brian SLOOTEN	33	75	3	7	7	4	7	3	5																	
Joe THOMAS	30	78	3	11	9	2	4	2	2																	
Jake ARCHER	27	81	3		3	7	6	11																		
Joseph THOMPSON	25	83	2	10	5	3			7																	
Vasco VAN DER VALK	21	87	4	9	4	1	2	1	4																	
Joel MARKLUND	17	91	4	6		6		5																		
Mike BROUWERS	10	98	7	3			1		6																	
Tomas DE VRIES	9	99	1	5	1				3																	
Richard KERR	4	104	5	4																						
Asher DURHAM	3	105	1				3																			
Edmund BEST	2	106	1		2																					
TJ TOMS	1	107	1						1																	

# MCRCB BULLETIN TK144

## 2015 HEL Performance British Motostar Championship 125GP POINTS AFTER ROUND 6

	TOTAL	GAP	DIFF	4th-6th April	Donington Park	17th-19th April	Brands Hatch Indy	2nd-4th May Oulton Park	19th-21st June	Snetterton	3rd-5th July	Knockhill	17th-19th July	Brands Hatch GP	31st July-2nd August	Thruxton	21st-23rd August	Cadwell Park	4th-6th September	Oulton Park	18th-20th September	Assen	2nd-4th October	Silverstone	16th-18th October	Brands Hatch - GP
Josh OWENS	135			10	25	25	25	25	25																	
Andrew SAWFORD	94	41		25	20	20	16	13																		
Ryan LONGSHAW	88	47	6	20	9	10	20	13	16																	
Mark CLAYTON	85	50	3	16	10	16	13	20	10																	
Wesley JONKER	79	56	6	13	16	9	10	11	20																	
Jamie EDWARDS	64	71	15	4	11	13	16	9	11																	
Liam DELVES	56	79	8	11	13	7	8	10	7																	
Tasia RODINK	48	87	8	8	8	11	7	5	9																	
Jamie ASHBY	38	97	10	7	6	5	6	6	8																	
Stephen CAMPBELL	35	100	3	9		8	11	7																		
Cameron HORSMAN	22	113	13	6	7		9																			
Louis VALLELEY	19	116	3		5	6		8																		
Adam MOORE	14	121	5	3			5		6																	
Bryn OWEN	5	130	9	5																						
David WALES	5	130	0						5																	



ROW 12	36	4	Louis VALLELEY	35	13	Sam BURMAN	34	9	David WALES	
ROW 11		33	97	Adam MOORE	32	7	Jamie ASHBY	31	34	Liam DELVES
ROW 10	30	72	Cameron HORSMAN	29	11	Stephen CAMPBELL	28	24	Tasia RODINK	
ROW 9		27	3	Mark CLAYTON	26	20	Joel MARKLUND	25	16	Andrew SAWFORD
ROW 8	24	70	Ryan LONGSHAW	23	44	Edmund BEST	22	87	Jamie EDWARDS	
ROW 7		21	17	Wesley JONKER	20	8	TJ TOMS	19	21	Richard KERR
ROW 6	18	65	Josh OWENS	17	98	Tomas DE VRIES	16	2	Joe THOMAS	
ROW 5		15	25	Mike BROUWERS	14	52	Jorel BOERBOOM	13	74	Joseph THOMPSON
ROW 4	12	42	Brian SLOOTEN	11	62	Vasco VAN DER VALK	10	27	Georgina POLDEN	
ROW 3		9	35	Elliot LODGE	8	71	Christoph BEINLICH	7	77	Alex PERSSON
ROW 2	6	86	Charlie NESBITT	5	47	Jake ARCHER	4	1	Edward RENDELL	
ROW 1		3	26	Dani SAEZ	2	95	Scott DEROUE	1	6	Taz TAYLOR
									<b>Pole</b>	

Snetterton 300  
Circuit Length = 2.9689 miles

These results are provisional until the conclusion of any judicial and technical matters.

Race Director :	Stewards :	Timekeeper :
-----------------	------------	--------------

Results can be found at [www.britishsuperbike.com](http://www.britishsuperbike.com)

Printed - 16:06 Saturday, 20 June 2015



**MCRCB BULLETIN TK201**

**2015 MCE British Superbike Championship - Round 4**

**2015 HEL British Motostar Championship**

**WARM-UP - CLASSIFICATION**



POS	NO	CL	PIC NAME	ENTRY	TIME	ON	LAPS	GAP	DIFF	MPH
1	95	M3	1 Scott DEROUÉ	KTM - Redline KTM	2:01.613	4	4			87.88
2	6	M3	2 Taz TAYLOR	KTM - RS Racing	2:01.774	3	3	0.161	0.161	87.76
3	26	M3	3 Dani SAEZ	Repli-Cast Moto 3 - Repli-Cast - Armstrong	2:01.856	3	3	0.243	0.082	87.71
4	77	M3	4 Alex PERSSON	Kalex KTM - PWR / FPW Racing	2:03.203	4	4	1.590	1.347	86.75
5	86	M3	5 Charlie NESBITT	Repli-Cast Moto 3 - Repli-Cast UK	2:03.297	2	3	1.684	0.094	86.68
6	35	M3	6 Elliot LODGE	Honda - Essential Team Racing / SP125	2:03.430	3	3	1.817	0.133	86.59
7	1	M3	7 Edward RENDELL	Ten Kate Honda - Banks Racing	2:03.601	4	4	1.988	0.171	86.47
8	52	M3	8 Jorel BOERBOOM	Kalex KTM - FPW Racing	2:03.842	3	4	2.229	0.241	86.30
9	27	M3	9 Georgina POLDEN	KTM - RS Racing	2:04.580	4	4	2.967	0.738	85.79
10	47	M3	10 Jake ARCHER	Honda - RS Racing	2:04.666	3	4	3.053	0.086	85.73
11	74	M3	11 Joseph THOMPSON	Repli-Cast Moto 3 - Repli-Cast UK	2:05.159	3	3	3.546	0.493	85.39
12	71	M3	12 Christoph BEINLICH	Honda - Beinlich Racing Team	2:05.258	3	4	3.645	0.099	85.32
13	2	M3	13 Joe THOMAS	Honda - Team ILR	2:05.470	4	4	3.857	0.212	85.18
14	62	M3	14 Vasco VAN DER VALK	Honda - Team ILR / Vasco62.nl	2:06.149	4	4	4.536	0.679	84.72
15	44	M3	15 Edmund BEST	Honda - SymCirrus Motorsport	2:06.658	4	4	5.045	0.509	84.38
16	20	M3	16 Joel MARKLUND	Honda - Marklund Solutions	2:06.773	4	4	5.160	0.115	84.30
17	42	M3	17 Brian SLOOTEN	Honda - Bakker Frames Holland	2:07.194	3	4	5.581	0.421	84.02
18	65		1 Josh OWENS	Honda - JPL Racing	2:07.225	2	2	5.612	0.031	84.00
19	98	M3	18 Tomas DE VRIES	Honda - DAT Racing	2:07.377	4	4	5.764	0.152	83.90
20	25	M3	19 Mike BROUWERS	Honda - Joma / Brouwersracingteam	2:07.809	3	3	6.196	0.432	83.62
21	21	M3	20 Richard KERR	Honda - Bob Wylie Racing	2:08.250	4	4	6.637	0.441	83.33
22	16		2 Andrew SAWFORD	Aprilia - St Neots Motorcycle Co Ltd	2:08.906	4	4	7.293	0.656	82.91
23	87		3 Jamie EDWARDS	Nykos - Kinpac Racing	2:09.942	4	4	8.329	1.036	82.25
24	70		4 Ryan LONGSHAW	Honda - RCD Motorsport	2:10.002	3	4	8.389	0.060	82.21
25	8	M3	21 TJ TOMS	Repli-Cast Moto 3 - Repli-Cast - Armstrong	2:10.034	3	3	8.421	0.032	82.19
26	34		5 Liam DELVES	Honda - Crucials Sauce / Banks Racing	2:10.358	4	4	8.745	0.324	81.99
27	3		6 Mark CLAYTON	Honda - SP125 / Refined Recruitment	2:10.439	3	4	8.826	0.081	81.93
28	72		7 Cameron HORSMAN	EE125 - FAB-Racing	2:10.559	4	4	8.946	0.120	81.86
29	11		8 Stephen CAMPBELL	Honda - Campbell Racing	2:10.859	4	4	9.246	0.300	81.67
30	17		9 Wesley JONKER	Luyten Honda - Racing Family	2:11.009	4	4	9.396	0.150	81.58
31	24		10 Tasia RODINK	Honda - Promemo Racing	2:11.177	4	4	9.564	0.168	81.47
32	7		11 Jamie ASHBY	Honda - SP125 / JPA Racing	2:11.820	4	4	10.207	0.643	81.08
33	97		12 Adam MOORE	KTM - Cresswell Racing	2:12.022	3	4	10.409	0.202	80.95
34	13	M3	22 Sam BURMAN	Honda - WNT / Burman Racing	2:14.675	2	3	13.062	2.653	79.36
35	9		13 David WALES	Honda - TAD Racing	2:19.702	3	3	18.089	5.027	76.50

Snetterton 300  
 Circuit Length = 2.9689 miles  
 Start: 09:55 Flag 10:03 End: 10:05

Weather / Track : Bright / Dry  
 These results are provisional until the conclusion of any judicial and technical matters.

Race Director :	Stewards :	Timekeeper :
-----------------	------------	--------------

Results can be found at [www.britishsuperbike.com](http://www.britishsuperbike.com)

Printed - 10:06 Sunday, 21 June 2015





# MCRCB BULLETIN TK202

## 2015 MCE British Superbike Championship - Round 4

## 2015 HEL British Motostar Championship

### WARM-UP - SECTOR ANALYSIS

SECTOR 1 = FL to I1, SECTOR 2 = I1 to I2, SECTOR 3 = I2 to FL, DIFF = Difference To Personal Best Lap

P1		95 M3		Scott DEROUÉ		KTM - Redline KTM				
IDEAL LAP TIME : 2:01.598		BEST LAP TIME : 2:01.613		DIFFERENCE : 0.015						
LAP	SECTOR 1	SECTOR 2		SECTOR 3		LAP TIME	MPH	DIFF	TIME OF DAY	
1 -	OUTLAP	97.9	45.155	<b>136.3</b>	42.078	<b>124.5</b>	2:14.391	79.52	12.778	09:57:22.195
2 -	38.448	115.7	43.572	135.2	40.441	122.9	2:02.461 (3)	87.27	0.848	09:59:24.656
3 -	<b>38.347</b>	117.9	43.371	134.7	40.332	122.9	2:02.050 (2)	87.57	0.437	10:01:26.706
4 -	38.362	<b>118.1</b>	<b>43.157</b>	134.7	<b>40.094</b>	122.9	<b>2:01.613 (1)</b>	<b>87.88</b>		<b>10:03:28.319</b>

P2		6 M3		Taz TAYLOR		KTM - RS Racing				
IDEAL LAP TIME : 2:01.774		BEST LAP TIME : 2:01.774		DIFFERENCE : 0.000						
LAP	SECTOR 1	SECTOR 2		SECTOR 3		LAP TIME	MPH	DIFF	TIME OF DAY	
1 -	39.665	110.7	44.677	133.9	42.368	122.9	2:06.710 (3)	84.35	4.936	09:59:24.246
2 -	39.092	109.2	43.471	<b>135.5</b>	40.887	<b>124.0</b>	2:03.450 (2)	86.57	1.676	10:01:27.696
3 -	<b>38.232</b>	<b>118.9</b>	<b>42.991</b>	135.2	<b>40.551</b>	123.8	<b>2:01.774 (1)</b>	<b>87.76</b>		<b>10:03:29.470</b>

P3		26 M3		Dani SAEZ		Repli-Cast Moto 3 - Repli-Cast - Armstrong				
IDEAL LAP TIME : 2:01.829		BEST LAP TIME : 2:01.856		DIFFERENCE : 0.027						
LAP	SECTOR 1	SECTOR 2		SECTOR 3		LAP TIME	MPH	DIFF	TIME OF DAY	
1 -	39.327	111.6	44.448	<b>133.6</b>	41.051	119.1	2:04.826 (3)	85.62	2.970	09:59:25.576
2 -	38.962	114.9	43.714	131.8	<b>40.103</b>	<b>120.0</b>	2:02.779 (2)	87.05	0.923	10:01:28.355
3 -	<b>38.292</b>	<b>115.5</b>	<b>43.434</b>	132.1	40.130	119.8	<b>2:01.856 (1)</b>	<b>87.71</b>		<b>10:03:30.211</b>

P4		77 M3		Alex PERSSON		Kalex KTM - PWR / FPW Racing				
IDEAL LAP TIME : 2:03.203		BEST LAP TIME : 2:03.203		DIFFERENCE : 0.000						
LAP	SECTOR 1	SECTOR 2		SECTOR 3		LAP TIME	MPH	DIFF	TIME OF DAY	
1 -	OUTLAP	100.3	46.258	128.3	42.474	121.7	2:17.195	77.90	13.992	09:57:22.662
2 -	39.159	108.9	44.055	132.8	41.756	120.6	2:04.970 (3)	85.52	1.767	09:59:27.632
3 -	38.998	112.9	43.846	132.6	41.343	121.1	2:04.187 (2)	86.06	0.984	10:01:31.819
4 -	<b>38.769</b>	<b>113.9</b>	<b>43.303</b>	<b>133.1</b>	<b>41.131</b>	<b>122.4</b>	<b>2:03.203 (1)</b>	<b>86.75</b>		<b>10:03:35.022</b>

P5		86 M3		Charlie NESBITT		Repli-Cast Moto 3 - Repli-Cast UK				
IDEAL LAP TIME : 2:03.297		BEST LAP TIME : 2:03.297		DIFFERENCE : 0.000						
LAP	SECTOR 1	SECTOR 2		SECTOR 3		LAP TIME	MPH	DIFF	TIME OF DAY	
1 -	39.212	110.1	43.944	<b>133.9</b>	41.027	119.8	2:04.183 (2)	86.06	0.886	09:59:26.537
2 -	<b>38.755</b>	108.9	<b>43.731</b>	<b>133.9</b>	<b>40.811</b>	118.1	<b>2:03.297 (1)</b>	<b>86.68</b>		<b>10:01:29.834</b>
3 -	39.072	<b>112.9</b>	44.069	131.8	41.181	<b>121.1</b>	2:04.322 (3)	85.97	1.025	10:03:34.156

P6		35 M3		Elliot LODGE		Honda - Essential Team Racing / SP125				
IDEAL LAP TIME : 2:03.094		BEST LAP TIME : 2:03.430		DIFFERENCE : 0.336						
LAP	SECTOR 1	SECTOR 2		SECTOR 3		LAP TIME	MPH	DIFF	TIME OF DAY	
1 -	39.267	108.9	44.282	132.6	41.682	119.8	2:05.231 (3)	85.34	1.801	09:59:28.305
2 -	39.135	<b>112.7</b>	43.657	132.1	<b>41.017</b>	<b>121.1</b>	2:03.809 (2)	86.32	0.379	10:01:32.114
3 -	<b>38.763</b>	110.7	<b>43.314</b>	<b>133.6</b>	41.353	120.9	<b>2:03.430 (1)</b>	<b>86.59</b>		<b>10:03:35.544</b>

P7		1 M3		Edward RENDELL		Ten Kate Honda - Banks Racing				
IDEAL LAP TIME : 2:03.435		BEST LAP TIME : 2:03.601		DIFFERENCE : 0.166						
LAP	SECTOR 1	SECTOR 2		SECTOR 3		LAP TIME	MPH	DIFF	TIME OF DAY	
1 -	OUTLAP	108.5	45.661	128.8	41.647	<b>118.5</b>	2:13.469	80.07	9.868	09:57:41.477
2 -	39.220	113.5	<b>43.812</b>	<b>130.0</b>	40.875	118.3	2:03.907 (3)	86.25	0.306	09:59:45.384
3 -	<b>38.772</b>	<b>113.9</b>	43.822	129.5	41.193	118.1	2:03.787 (2)	86.34	0.186	10:01:49.171
4 -	38.832	113.7	43.918	129.5	<b>40.851</b>	<b>118.5</b>	<b>2:03.601 (1)</b>	<b>86.47</b>		<b>10:03:52.772</b>

P8		52 M3		Jorel BOERBOOM		Kalex KTM - FPW Racing				
IDEAL LAP TIME : 2:03.680		BEST LAP TIME : 2:03.842		DIFFERENCE : 0.162						
LAP	SECTOR 1	SECTOR 2		SECTOR 3		LAP TIME	MPH	DIFF	TIME OF DAY	

Weather / Track : Bright / Dry

Snetterton 300  
Circuit Length = 2.9689 miles  
Start: 09:55 Flag 10:03 End: 10:05

**MCRCB BULLETIN TK202**

**2015 MCE British Superbike Championship - Round 4**

**2015 HEL British Motostar Championship**

**WARM-UP - SECTOR ANALYSIS**

SECTOR 1 = FL to I1, SECTOR 2 = I1 to I2, SECTOR 3 = I2 to FL, DIFF = Difference To Personal Best Lap

1 -	OUTLAP	111.6	46.129	<b>136.1</b>	41.759	123.5	2:15.562	78.84	11.720	09:57:21.490
2 -	39.303	<b>115.5</b>	44.224	<b>136.1</b>	<b>41.131</b>	124.0	2:04.658 (3)	85.73	0.816	09:59:26.148
3 -	38.955	113.5	<b>43.738</b>	<b>136.1</b>	41.149	<b>124.2</b>	<b>2:03.842 (1)</b>	<b>86.30</b>		<b>10:01:29.990</b>
4 -	<b>38.811</b>	114.5	43.928	135.0	41.284	121.7	2:04.023 (2)	86.17	0.181	10:03:34.013

<b>P9</b>	<b>27 M3</b>	<b>Georgina POLDEN</b>				KTM - RS Racing					
IDEAL LAP TIME : 2:04.384		BEST LAP TIME : 2:04.580				DIFFERENCE : 0.196					
LAP	SECTOR 1	SECTOR 2		SECTOR 3		LAP TIME	MPH	DIFF	TIME OF DAY		
1 -	OUTLAP	101.3	46.447	128.5	42.727	121.1	2:14.883	79.23	10.303	09:57:20.109	
2 -	39.663	<b>110.5</b>	44.514	133.4	41.259	122.6	2:05.436 (3)	85.20	0.856	09:59:25.545	
3 -	39.469	107.0	44.161	132.1	<b>41.187</b>	<b>123.1</b>	2:04.817 (2)	85.63	0.237	10:01:30.362	
4 -	<b>39.134</b>	106.6	<b>44.063</b>	<b>133.9</b>	41.383	122.4	<b>2:04.580 (1)</b>	<b>85.79</b>		<b>10:03:34.942</b>	

<b>P10</b>	<b>47 M3</b>	<b>Jake ARCHER</b>				Honda - RS Racing					
IDEAL LAP TIME : 2:04.482		BEST LAP TIME : 2:04.666				DIFFERENCE : 0.184					
LAP	SECTOR 1	SECTOR 2		SECTOR 3		LAP TIME	MPH	DIFF	TIME OF DAY		
1 -	OUTLAP	86.0	48.652	120.0	43.059	<b>123.1</b>	2:21.792	75.37	17.126	09:57:28.682	
2 -	40.828	100.3	45.153	133.6	41.316	122.6	2:07.297 (3)	83.96	2.631	09:59:35.979	
3 -	39.402	98.8	<b>44.329</b>	<b>133.9</b>	<b>40.935</b>	122.2	<b>2:04.666 (1)</b>	<b>85.73</b>		<b>10:01:40.645</b>	
4 -	<b>39.218</b>	<b>105.1</b>	44.703	132.1	41.060	120.4	2:04.981 (2)	85.51	0.315	10:03:45.626	

<b>P11</b>	<b>74 M3</b>	<b>Joseph THOMPSON</b>				Repli-Cast Moto 3 - Repli-Cast UK					
IDEAL LAP TIME : 2:05.159		BEST LAP TIME : 2:05.159				DIFFERENCE : 0.000					
LAP	SECTOR 1	SECTOR 2		SECTOR 3		LAP TIME	MPH	DIFF	TIME OF DAY		
1 -	40.226	108.4	45.525	129.8	42.341	116.7	2:08.092 (3)	83.44	2.933	09:59:34.412	
2 -	40.102	104.3	45.282	127.5	41.645	118.1	2:07.029 (2)	84.13	1.870	10:01:41.441	
3 -	<b>39.412</b>	<b>108.9</b>	<b>44.426</b>	<b>131.0</b>	<b>41.321</b>	<b>119.1</b>	<b>2:05.159 (1)</b>	<b>85.39</b>		<b>10:03:46.600</b>	

<b>P12</b>	<b>71 M3</b>	<b>Christoph BEINLICH</b>				Honda - Beinlich Racing Team					
IDEAL LAP TIME : 2:04.993		BEST LAP TIME : 2:05.258				DIFFERENCE : 0.265					
LAP	SECTOR 1	SECTOR 2		SECTOR 3		LAP TIME	MPH	DIFF	TIME OF DAY		
1 -	OUTLAP	98.3	45.945	128.3	42.200	118.3	2:15.117	79.10	9.859	09:57:50.688	
2 -	39.516	109.1	44.726	<b>130.0</b>	41.603	<b>118.9</b>	2:05.845 (2)	84.93	0.587	09:59:56.533	
3 -	<b>39.006</b>	<b>110.7</b>	44.937	128.5	<b>41.315</b>	118.1	<b>2:05.258 (1)</b>	<b>85.32</b>		<b>10:02:01.791</b>	
4 -	39.328	109.8	<b>44.672</b>	129.3	42.982	117.7	2:06.982 (3)	84.17	1.724	10:04:08.773	

<b>P13</b>	<b>2 M3</b>	<b>Joe THOMAS</b>				Honda - Team ILR					
IDEAL LAP TIME : 2:05.425		BEST LAP TIME : 2:05.470				DIFFERENCE : 0.045					
LAP	SECTOR 1	SECTOR 2		SECTOR 3		LAP TIME	MPH	DIFF	TIME OF DAY		
1 -	OUTLAP	94.2	47.546	128.5	43.522	117.1	2:17.948	77.47	12.478	09:57:29.798	
2 -	40.734	107.7	44.837	131.3	<b>41.670</b>	<b>118.5</b>	2:07.241 (3)	83.99	1.771	09:59:37.039	
3 -	39.691	<b>109.8</b>	44.787	130.3	41.729	117.5	2:06.207 (2)	84.68	0.737	10:01:43.246	
4 -	<b>39.480</b>	109.1	<b>44.275</b>	<b>132.1</b>	41.715	116.9	<b>2:05.470 (1)</b>	<b>85.18</b>		<b>10:03:48.716</b>	

<b>P14</b>	<b>62 M3</b>	<b>Vasco VAN DER VALK</b>				Honda - Team ILR / Vasco62.nl					
IDEAL LAP TIME : 2:06.070		BEST LAP TIME : 2:06.149				DIFFERENCE : 0.079					
LAP	SECTOR 1	SECTOR 2		SECTOR 3		LAP TIME	MPH	DIFF	TIME OF DAY		
1 -	OUTLAP	91.0	47.666	<b>128.0</b>	42.538	115.7	2:18.894	76.95	12.745	09:57:25.333	
2 -	40.022	<b>111.8</b>	<b>44.998</b>	127.0	42.260	115.7	2:07.280 (2)	83.97	1.131	09:59:32.613	
3 -	40.203	110.9	45.141	126.3	42.182	115.5	2:07.526 (3)	83.81	1.377	10:01:40.139	
4 -	<b>39.715</b>	108.2	45.077	127.5	<b>41.357</b>	<b>116.5</b>	<b>2:06.149 (1)</b>	<b>84.72</b>		<b>10:03:46.288</b>	

<b>P15</b>	<b>44 M3</b>	<b>Edmund BEST</b>				Honda - SymCirrus Motorsport					
IDEAL LAP TIME : 2:06.289		BEST LAP TIME : 2:06.658				DIFFERENCE : 0.369					
LAP	SECTOR 1	SECTOR 2		SECTOR 3		LAP TIME	MPH	DIFF	TIME OF DAY		
1 -	OUTLAP	87.4	47.763	126.8	43.605	118.3	2:18.984	76.90	12.326	09:57:27.051	
2 -	40.699	<b>103.2</b>	45.726	127.8	42.105	<b>119.1</b>	2:08.530 (3)	83.15	1.872	09:59:35.581	

Weather / Track : Bright / Dry

Snetterton 300  
Circuit Length = 2.9689 miles  
Start: 09:55 Flag 10:03 End: 10:05

# MCRCB BULLETIN TK202

## 2015 MCE British Superbike Championship - Round 4

## 2015 HEL British Motostar Championship

### WARM-UP - SECTOR ANALYSIS

SECTOR 1 = FL to I1, SECTOR 2 = I1 to I2, SECTOR 3 = I2 to FL, DIFF = Difference To Personal Best Lap

3 -	39.801	98.5	45.289	<b>128.5</b>	<b>41.652</b>	118.1	2:06.742 (2)	84.32	0.084	10:01:42.323
4 -	<b>39.782</b>	102.6	<b>44.855</b>	128.0	42.021	<b>119.1</b>	<b>2:06.658 (1)</b>	<b>84.38</b>		<b>10:03:48.981</b>

<b>P16</b>	<b>20 M3</b>	<b>Joel MARKLUND</b>				Honda - Marklund Solutions					
IDEAL LAP TIME : 2:06.617		BEST LAP TIME : 2:06.773				DIFFERENCE : 0.156					
LAP	SECTOR 1	SECTOR 2		SECTOR 3		LAP TIME	MPH	DIFF	TIME OF DAY		
1 -	OUTLAP	95.5	48.780	<b>133.6</b>	42.981	119.4	2:20.225	76.22	13.452	09:57:28.470	
2 -	40.870	106.8	45.512	132.8	<b>41.660</b>	<b>120.4</b>	2:08.042 (3)	83.47	1.269	09:59:36.512	
3 -	40.130	109.6	45.435	132.8	41.850	119.4	2:07.415 (2)	83.88	0.642	10:01:43.927	
4 -	<b>39.939</b>	<b>109.8</b>	<b>45.018</b>	132.1	41.816	119.1	<b>2:06.773 (1)</b>	<b>84.30</b>		<b>10:03:50.700</b>	

<b>P17</b>	<b>42 M3</b>	<b>Brian SLOOTEN</b>				Honda - Bakker Frames Holland					
IDEAL LAP TIME : 2:06.846		BEST LAP TIME : 2:07.194				DIFFERENCE : 0.348					
LAP	SECTOR 1	SECTOR 2		SECTOR 3		LAP TIME	MPH	DIFF	TIME OF DAY		
1 -	OUTLAP	92.6	49.426	120.0	44.564	117.9	2:24.591	73.91	17.397	09:57:30.393	
2 -	41.362	111.2	45.198	<b>131.0</b>	42.422	117.9	2:08.982 (3)	82.86	1.788	09:59:39.375	
3 -	<b>39.937</b>	110.9	<b>44.908</b>	128.5	42.349	118.3	<b>2:07.194 (1)</b>	<b>84.02</b>		<b>10:01:46.569</b>	
4 -	39.946	<b>112.2</b>	45.261	128.0	<b>42.001</b>	<b>118.7</b>	2:07.208 (2)	84.02	0.014	10:03:53.777	

<b>P18</b>	<b>65</b>	<b>Josh OWENS</b>				Honda - JPL Racing					
IDEAL LAP TIME : 2:07.225		BEST LAP TIME : 2:07.225				DIFFERENCE : 0.000					
LAP	SECTOR 1	SECTOR 2		SECTOR 3		LAP TIME	MPH	DIFF	TIME OF DAY		
1 -	OUTLAP	105.5	46.862	123.3	42.772	113.5	2:16.317	78.40	9.092	09:57:46.202	
2 -	<b>40.357</b>	109.1	<b>45.055</b>	<b>125.4</b>	<b>41.813</b>	<b>115.9</b>	<b>2:07.225 (1)</b>	<b>84.00</b>		<b>09:59:53.427</b>	

<b>P19</b>	<b>98 M3</b>	<b>Tomas DE VRIES</b>				Honda - DAT Racing					
IDEAL LAP TIME : 2:07.377		BEST LAP TIME : 2:07.377				DIFFERENCE : 0.000					
LAP	SECTOR 1	SECTOR 2		SECTOR 3		LAP TIME	MPH	DIFF	TIME OF DAY		
1 -	OUTLAP	96.2	50.126	125.2	45.654	116.1	2:27.431	72.49	20.054	09:58:09.293	
2 -	41.898	106.5	46.552	128.8	43.170	<b>117.9</b>	2:11.620 (3)	81.20	4.243	10:00:20.913	
3 -	40.138	112.2	45.230	<b>129.0</b>	42.749	117.1	2:08.117 (2)	83.42	0.740	10:02:29.030	
4 -	<b>39.844</b>	<b>112.5</b>	<b>44.943</b>	128.3	<b>42.590</b>	117.3	<b>2:07.377 (1)</b>	<b>83.90</b>		<b>10:04:36.407</b>	

<b>P20</b>	<b>25 M3</b>	<b>Mike BROUWERS</b>				Honda - Joma / Brouwersracingteam					
IDEAL LAP TIME : 2:07.809		BEST LAP TIME : 2:07.809				DIFFERENCE : 0.000					
LAP	SECTOR 1	SECTOR 2		SECTOR 3		LAP TIME	MPH	DIFF	TIME OF DAY		
1 -	OUTLAP	95.4	47.561	125.2	43.220	112.5	2:19.378	76.68	11.569	09:58:57.111	
2 -	40.854	105.6	45.733	125.6	42.628	<b>114.3</b>	2:09.215 (2)	82.71	1.406	10:01:06.326	
3 -	<b>40.271</b>	<b>107.3</b>	<b>45.368</b>	<b>125.9</b>	<b>42.170</b>	<b>114.3</b>	<b>2:07.809 (1)</b>	<b>83.62</b>		<b>10:03:14.135</b>	

<b>P21</b>	<b>21 M3</b>	<b>Richard KERR</b>				Honda - Bob Wylie Racing					
IDEAL LAP TIME : 2:08.250		BEST LAP TIME : 2:08.250				DIFFERENCE : 0.000					
LAP	SECTOR 1	SECTOR 2		SECTOR 3		LAP TIME	MPH	DIFF	TIME OF DAY		
1 -	OUTLAP	89.3	48.463	<b>127.8</b>	44.180	114.9	2:22.101	75.21	13.851	09:57:28.624	
2 -	41.847	106.6	46.491	127.0	42.775	115.7	2:11.113 (3)	81.51	2.863	09:59:39.737	
3 -	40.579	<b>110.1</b>	46.112	126.3	43.122	<b>116.5</b>	2:09.813 (2)	82.33	1.563	10:01:49.550	
4 -	<b>40.278</b>	110.0	<b>45.525</b>	125.6	<b>42.447</b>	114.5	<b>2:08.250 (1)</b>	<b>83.33</b>		<b>10:03:57.800</b>	

<b>P22</b>	<b>16</b>	<b>Andrew SAWFORD</b>				Aprilia - St Neots Motorcycle Co Ltd					
IDEAL LAP TIME : 2:08.767		BEST LAP TIME : 2:08.906				DIFFERENCE : 0.139					
LAP	SECTOR 1	SECTOR 2		SECTOR 3		LAP TIME	MPH	DIFF	TIME OF DAY		
1 -	OUTLAP	95.8	49.382	124.5	44.149	115.3	2:29.457	71.51	20.551	09:57:48.483	
2 -	40.858	<b>109.2</b>	46.090	<b>125.9</b>	42.564	115.3	2:09.512 (3)	82.52	0.606	09:59:57.995	
3 -	<b>40.435</b>	108.9	46.085	<b>125.9</b>	<b>42.396</b>	116.3	2:08.916 (2)	82.90	0.010	10:02:06.911	
4 -	40.497	109.1	<b>45.936</b>	125.6	42.473	<b>117.3</b>	<b>2:08.906 (1)</b>	<b>82.91</b>		<b>10:04:15.817</b>	

Weather / Track : Bright / Dry

Snetterton 300  
Circuit Length = 2.9689 miles  
Start: 09:55 Flag 10:03 End: 10:05

**MCRCB BULLETIN TK202****2015 MCE British Superbike Championship - Round 4****2015 HEL British Motostar Championship****WARM-UP - SECTOR ANALYSIS**

SECTOR 1 = FL to I1, SECTOR 2 = I1 to I2, SECTOR 3 = I2 to FL, DIFF = Difference To Personal Best Lap

<b>P23 87</b>		<b>Jamie EDWARDS</b>		Nykos - Kinpac Racing		IDEAL LAP TIME : 2:09.942		BEST LAP TIME : 2:09.942		DIFFERENCE : 0.000	
LAP	SECTOR 1	SECTOR 2		SECTOR 3		LAP TIME	MPH	DIFF	TIME OF DAY		
1 -	OUTLAP	98.3	49.656	<b>126.8</b>	43.871	<b>115.1</b>	2:24.380	74.02	14.438	09:57:32.722	
2 -	41.464	108.9	46.953	125.4	43.375	113.3	2:11.792 (3)	81.09	1.850	09:59:44.514	
3 -	41.316	109.4	46.382	123.8	42.846	114.3	2:10.544 (2)	81.87	0.602	10:01:55.058	
4 -	<b>41.218</b>	<b>109.8</b>	<b>46.298</b>	123.1	<b>42.426</b>	114.3	<b>2:09.942 (1)</b>	<b>82.25</b>		<b>10:04:05.000</b>	

<b>P24 70</b>		<b>Ryan LONGSHAW</b>		Honda - RCD Motorsport		IDEAL LAP TIME : 2:09.850		BEST LAP TIME : 2:10.002		DIFFERENCE : 0.152	
LAP	SECTOR 1	SECTOR 2		SECTOR 3		LAP TIME	MPH	DIFF	TIME OF DAY		
1 -	OUTLAP	99.4	49.601	123.1	46.209	<b>115.7</b>	2:27.957	72.23	17.955	09:57:47.051	
2 -	41.728	110.3	47.207	<b>129.3</b>	44.561	113.1	2:13.496 (3)	80.06	3.494	10:00:00.547	
3 -	40.746	110.7	<b>45.847</b>	127.3	<b>43.409</b>	114.3	<b>2:10.002 (1)</b>	<b>82.21</b>		<b>10:02:10.549</b>	
4 -	<b>40.594</b>	<b>111.1</b>	46.257	127.3	43.812	113.5	2:10.663 (2)	81.79	0.661	10:04:21.212	

<b>P25 8 M3</b>		<b>TJ TOMS</b>		Repli-Cast Moto 3 - Repli-Cast - Armstrong		IDEAL LAP TIME : 2:09.454		BEST LAP TIME : 2:10.034		DIFFERENCE : 0.580	
LAP	SECTOR 1	SECTOR 2		SECTOR 3		LAP TIME	MPH	DIFF	TIME OF DAY		
1 -	<b>41.179</b>	106.8	46.297	123.3	43.768	116.1	2:11.244 (3)	81.43	1.210	09:59:42.752	
2 -	41.389	104.3	45.989	126.6	<b>42.995</b>	<b>119.6</b>	2:10.373 (2)	81.98	0.339	10:01:53.125	
3 -	41.229	<b>109.8</b>	<b>45.280</b>	<b>127.5</b>	43.525	116.1	<b>2:10.034 (1)</b>	<b>82.19</b>		<b>10:04:03.159</b>	

<b>P26 34</b>		<b>Liam DELVES</b>		Honda - Crucials Sauce / Banks Racing		IDEAL LAP TIME : 2:10.358		BEST LAP TIME : 2:10.358		DIFFERENCE : 0.000	
LAP	SECTOR 1	SECTOR 2		SECTOR 3		LAP TIME	MPH	DIFF	TIME OF DAY		
1 -	OUTLAP	94.1	48.046	121.7	45.043	111.6	2:28.709	71.87	18.351	09:57:39.306	
2 -	42.130	98.5	47.412	122.0	43.941	111.8	2:13.483 (3)	80.07	3.125	09:59:52.789	
3 -	41.694	104.0	46.833	<b>123.8</b>	43.368	<b>113.9</b>	2:11.895 (2)	81.03	1.537	10:02:04.684	
4 -	<b>40.772</b>	<b>105.3</b>	<b>46.329</b>	120.4	<b>43.257</b>	110.3	<b>2:10.358 (1)</b>	<b>81.99</b>		<b>10:04:15.042</b>	

<b>P27 3</b>		<b>Mark CLAYTON</b>		Honda - SP125 / Refined Recruitment		IDEAL LAP TIME : 2:10.056		BEST LAP TIME : 2:10.439		DIFFERENCE : 0.383	
LAP	SECTOR 1	SECTOR 2		SECTOR 3		LAP TIME	MPH	DIFF	TIME OF DAY		
1 -	OUTLAP	92.1	49.230	122.0	44.490	<b>115.1</b>	2:23.177	74.64	12.738	09:57:30.450	
2 -	41.985	105.8	46.331	125.6	43.875	114.7	2:12.191 (3)	80.85	1.752	09:59:42.641	
3 -	<b>41.439</b>	106.6	46.040	125.6	<b>42.960</b>	114.1	<b>2:10.439 (1)</b>	<b>81.93</b>		<b>10:01:53.080</b>	
4 -	42.143	<b>108.5</b>	<b>45.657</b>	<b>126.3</b>	43.094	112.4	2:10.894 (2)	81.65	0.455	10:04:03.974	

<b>P28 72</b>		<b>Cameron HORSMAN</b>		EE125 - FAB-Racing		IDEAL LAP TIME : 2:10.201		BEST LAP TIME : 2:10.559		DIFFERENCE : 0.358	
LAP	SECTOR 1	SECTOR 2		SECTOR 3		LAP TIME	MPH	DIFF	TIME OF DAY		
1 -	OUTLAP	89.8	48.819	<b>131.0</b>	43.693	118.9	2:22.527	74.98	11.968	09:57:30.982	
2 -	41.574	105.1	46.110	128.8	43.711	117.7	2:11.395 (3)	81.34	0.836	09:59:42.377	
3 -	<b>41.414</b>	<b>107.5</b>	45.860	127.8	43.349	<b>119.4</b>	2:10.623 (2)	81.82	0.064	10:01:53.000	
4 -	41.772	105.6	<b>45.612</b>	128.5	<b>43.175</b>	116.5	<b>2:10.559 (1)</b>	<b>81.86</b>		<b>10:04:03.559</b>	

<b>P29 11</b>		<b>Stephen CAMPBELL</b>		Honda - Campbell Racing		IDEAL LAP TIME : 2:10.859		BEST LAP TIME : 2:10.859		DIFFERENCE : 0.000	
LAP	SECTOR 1	SECTOR 2		SECTOR 3		LAP TIME	MPH	DIFF	TIME OF DAY		
1 -	OUTLAP	96.4	50.312	<b>122.9</b>	45.984	<b>112.2</b>	2:28.736	71.85	17.877	09:57:54.897	
2 -	42.444	106.5	47.453	<b>122.9</b>	44.132	111.4	2:14.029 (3)	79.74	3.170	10:00:08.926	
3 -	41.467	<b>108.5</b>	46.701	122.6	43.501	110.7	2:11.669 (2)	81.17	0.810	10:02:20.595	
4 -	<b>40.939</b>	107.7	<b>46.566</b>	122.6	<b>43.354</b>	111.1	<b>2:10.859 (1)</b>	<b>81.67</b>		<b>10:04:31.454</b>	

Weather / Track : Bright / Dry

Snetterton 300

Circuit Length = 2.9689 miles

Start: 09:55 Flag 10:03 End: 10:05

**MCRCB BULLETIN TK202**

**2015 MCE British Superbike Championship - Round 4**

**2015 HEL British Motostar Championship**

**WARM-UP - SECTOR ANALYSIS**

SECTOR 1 = FL to I1, SECTOR 2 = I1 to I2, SECTOR 3 = I2 to FL, DIFF = Difference To Personal Best Lap

<b>P30</b>	<b>17</b>	<b>Wesley JONKER</b>					Luyten Honda - Racing Family			
IDEAL LAP TIME : 2:10.906		BEST LAP TIME : 2:11.009			DIFFERENCE : 0.103					
LAP	SECTOR 1	SECTOR 2		SECTOR 3		LAP TIME	MPH	DIFF	TIME OF DAY	
1 -	OUTLAP	85.2	51.133	123.1	46.406	112.0	2:31.798	70.40	20.789	09:57:38.240
2 -	43.131	101.0	47.401	124.0	43.938	113.5	2:14.470 (3)	79.48	3.461	09:59:52.710
3 -	41.722	<b>107.0</b>	<b>46.714</b>	<b>124.7</b>	43.382	112.7	2:11.818 (2)	81.08	0.809	10:02:04.528
4 -	<b>40.912</b>	106.1	46.817	124.5	<b>43.280</b>	<b>114.1</b>	<b>2:11.009 (1)</b>	<b>81.58</b>		<b>10:04:15.537</b>

<b>P31</b>	<b>24</b>	<b>Tasia RODINK</b>					Honda - Promemo Racing			
IDEAL LAP TIME : 2:11.152		BEST LAP TIME : 2:11.177			DIFFERENCE : 0.025					
LAP	SECTOR 1	SECTOR 2		SECTOR 3		LAP TIME	MPH	DIFF	TIME OF DAY	
1 -	OUTLAP	99.5	49.457	125.9	46.313	114.7	2:29.363	71.55	18.186	09:57:38.541
2 -	43.015	96.4	47.646	125.9	44.070	115.3	2:14.731 (3)	79.32	3.554	09:59:53.272
3 -	41.984	104.5	47.022	126.1	<b>43.025</b>	<b>115.7</b>	2:12.031 (2)	80.95	0.854	10:02:05.303
4 -	<b>41.266</b>	<b>106.6</b>	<b>46.861</b>	<b>127.0</b>	43.050	114.9	<b>2:11.177 (1)</b>	<b>81.47</b>		<b>10:04:16.480</b>

<b>P32</b>	<b>7</b>	<b>Jamie ASHBY</b>					Honda - SP125 / JPA Racing			
IDEAL LAP TIME : 2:11.681		BEST LAP TIME : 2:11.820			DIFFERENCE : 0.139					
LAP	SECTOR 1	SECTOR 2		SECTOR 3		LAP TIME	MPH	DIFF	TIME OF DAY	
1 -	OUTLAP	97.2	49.796	122.4	45.876	112.2	2:24.732	73.84	12.912	09:57:54.812
2 -	42.892	105.8	47.232	<b>126.6</b>	44.117	<b>114.7</b>	2:14.241 (3)	79.61	2.421	10:00:09.053
3 -	41.754	<b>106.3</b>	46.745	125.2	<b>43.698</b>	113.1	2:12.197 (2)	80.84	0.377	10:02:21.250
4 -	<b>41.462</b>	106.1	<b>46.521</b>	123.8	43.837	112.5	<b>2:11.820 (1)</b>	<b>81.08</b>		<b>10:04:33.070</b>

<b>P33</b>	<b>97</b>	<b>Adam MOORE</b>					KTM - Cresswell Racing			
IDEAL LAP TIME : 2:12.022		BEST LAP TIME : 2:12.022			DIFFERENCE : 0.000					
LAP	SECTOR 1	SECTOR 2		SECTOR 3		LAP TIME	MPH	DIFF	TIME OF DAY	
1 -	OUTLAP	86.8	50.174	120.9	45.440	110.5	2:24.257	74.09	12.235	09:58:03.149
2 -	42.910	<b>105.0</b>	47.349	<b>122.6</b>	44.597	111.2	2:14.856 (3)	79.25	2.834	10:00:18.005
3 -	<b>41.536</b>	104.8	<b>46.845</b>	121.1	<b>43.641</b>	<b>111.8</b>	<b>2:12.022 (1)</b>	<b>80.95</b>		<b>10:02:30.027</b>
4 -	41.680	104.6	46.909	120.4	44.106	110.3	2:12.695 (2)	80.54	0.673	10:04:42.722

<b>P34</b>	<b>13 M3</b>	<b>Sam BURMAN</b>					Honda - WNT / Burman Racing			
IDEAL LAP TIME :		BEST LAP TIME : 2:14.675			DIFFERENCE :					
LAP	SECTOR 1	SECTOR 2		SECTOR 3		LAP TIME	MPH	DIFF	TIME OF DAY	
1 -							2:15.082 (2)	79.12	0.407	09:59:48.208
2 -							<b>2:14.675 (1)</b>	<b>79.36</b>		<b>10:02:02.883</b>
3 -							2:16.112 (3)	78.52	1.437	10:04:18.995

<b>P35</b>	<b>9</b>	<b>David WALES</b>					Honda - TAD Racing			
IDEAL LAP TIME : 2:19.702		BEST LAP TIME : 2:19.702			DIFFERENCE : 0.000					
LAP	SECTOR 1	SECTOR 2		SECTOR 3		LAP TIME	MPH	DIFF	TIME OF DAY	
1 -	OUTLAP	91.1	52.574	106.0	49.742	<b>110.5</b>	2:38.034	67.63	18.332	09:59:29.445
2 -	45.045	93.7	50.206	<b>119.1</b>	47.657	110.0	2:22.908 (2)	74.78	3.206	10:01:52.353
3 -	<b>43.724</b>	<b>100.4</b>	<b>48.963</b>	118.9	<b>47.015</b>	109.6	<b>2:19.702 (1)</b>	<b>76.50</b>		<b>10:04:12.055</b>

**MCRCB BULLETIN TK203****2015 MCE British Superbike Championship - Round 4****2015 HEL British Motostar Championship****WARM-UP - BEST SPEEDS**

POS	INTERMEDIATE 1			INTERMEDIATE 2			FINISH LINE		
	NO	NAME	MPH	NO	NAME	MPH	NO	NAME	MPH
1	6	TAYLOR	118.9	95	DEROUE	136.3	95	DEROUE	124.5
2	95	DEROUE	118.1	52	BOERBOOM	136.1	52	BOERBOOM	124.2
3	26	SAEZ	115.5	6	TAYLOR	135.5	6	TAYLOR	124.0
4	52	BOERBOOM	115.5	27	POLDEN	133.9	27	POLDEN	123.1
5	1	RENDELL	113.9	47	ARCHER	133.9	47	ARCHER	123.1
6	77	PERSSON	113.9	86	NESBITT	133.9	77	PERSSON	122.4
7	86	NESBITT	112.9	20	MARKLUND	133.6	35	LODGE	121.1
8	35	LODGE	112.7	26	SAEZ	133.6	86	NESBITT	121.1
9	98	DE VRIES	112.5	35	LODGE	133.6	20	MARKLUND	120.4
10	42	SLOOTEN	112.2	77	PERSSON	133.1	26	SAEZ	120.0
11	62	VAN DER VALK	111.8	2	THOMAS	132.1	8	TOMS	119.6
12	70	LONGSHAW	111.1	42	SLOOTEN	131.0	72	HORSMAN	119.4
13	71	BEINLICH	110.7	72	HORSMAN	131.0	44	BEST	119.1
14	27	POLDEN	110.5	74	THOMPSON	131.0	74	THOMPSON	119.1
15	21	KERR	110.1	1	RENDELL	130.0	71	BEINLICH	118.9
16	2	THOMAS	109.8	71	BEINLICH	130.0	42	SLOOTEN	118.7
17	8	TOMS	109.8	70	LONGSHAW	129.3	1	RENDELL	118.5
18	20	MARKLUND	109.8	98	DE VRIES	129.0	2	THOMAS	118.5
19	87	EDWARDS	109.8	44	BEST	128.5	98	DE VRIES	117.9
20	16	SAWFORD	109.2	62	VAN DER VALK	128.0	16	SAWFORD	117.3
21	65	OWENS	109.2	21	KERR	127.8	21	KERR	116.5
22	74	THOMPSON	108.9	8	TOMS	127.5	62	VAN DER VALK	116.5
23	3	CLAYTON	108.5	24	RODINK	127.0	65	OWENS	115.9
24	11	CAMPBELL	108.5	87	EDWARDS	126.8	24	RODINK	115.7
25	72	HORSMAN	107.5	7	ASHBY	126.6	70	LONGSHAW	115.7
26	25	BROUWERS	107.3	3	CLAYTON	126.3	3	CLAYTON	115.1
27	17	JONKER	107.0	16	SAWFORD	125.9	87	EDWARDS	115.1
28	24	RODINK	106.6	25	BROUWERS	125.9	7	ASHBY	114.7
29	7	ASHBY	106.3	65	OWENS	125.4	25	BROUWERS	114.3
30	34	DELVES	105.3	17	JONKER	124.7	17	JONKER	114.1
31	47	ARCHER	105.1	34	DELVES	123.8	34	DELVES	113.9
32	97	MOORE	105.0	11	CAMPBELL	122.9	11	CAMPBELL	112.2
33	44	BEST	103.2	97	MOORE	122.6	97	MOORE	111.8
34	9	WALES	100.4	9	WALES	119.1	9	WALES	110.5
35									

Weather / Track : Bright / Dry

Results can be found at [www.tsl-timing.com](http://www.tsl-timing.com)Snetterton 300  
Circuit Length = 2.9689 miles  
Start: 09:55 Flag 10:03 End: 10:05

Printed - 10:07 Sunday, 21 June 2015

# MCRCB BULLETIN TK204

## 2015 MCE British Superbike Championship - Round 4

### 2015 HEL British Motostar Championship

#### WARM-UP - BEST SECTORS

SECTOR 1			SECTOR 2			SECTOR 3			IDEAL / BEST COMPARISON						
POS	NO	NAME	TIME	NO	NAME	TIME	NO	NAME	TIME	POS	NO	NAME	IDEAL	BEST	DIFF
													<b>PERFECT LAP</b>	<b>2:01.317</b>	
1	6	TAYLOR	38.232	6	TAYLOR	42.991	95	DEROUE	40.094	1	95	DEROUE	2:01.598	2:01.613	0.015
2	26	SAEZ	38.292	95	DEROUE	43.157	26	SAEZ	40.103	2	6	TAYLOR	2:01.774	2:01.774	0.000
3	95	DEROUE	38.347	77	PERSSON	43.303	6	TAYLOR	40.551	3	26	SAEZ	2:01.829	2:01.856	0.027
4	86	NESBITT	38.755	35	LODGE	43.314	86	NESBITT	40.811	4	35	LODGE	2:03.094	2:03.430	0.336
5	35	LODGE	38.763	26	SAEZ	43.434	1	RENDELL	40.851	5	77	PERSSON	2:03.203	2:03.203	0.000
6	77	PERSSON	38.769	86	NESBITT	43.731	47	ARCHER	40.935	6	86	NESBITT	2:03.297	2:03.297	0.000
7	1	RENDELL	38.772	52	BOERBOOM	43.738	35	LODGE	41.017	7	1	RENDELL	2:03.435	2:03.601	0.166
8	52	BOERBOOM	38.811	1	RENDELL	43.812	52	BOERBOOM	41.131	8	52	BOERBOOM	2:03.680	2:03.842	0.162
9	71	BEINLICH	39.006	27	POLDEN	44.063	77	PERSSON	41.131	9	27	POLDEN	2:04.384	2:04.580	0.196
10	27	POLDEN	39.134	2	THOMAS	44.275	27	POLDEN	41.187	10	47	ARCHER	2:04.482	2:04.666	0.184
11	47	ARCHER	39.218	47	ARCHER	44.329	71	BEINLICH	41.315	11	71	BEINLICH	2:04.993	2:05.258	0.265
12	74	THOMPSON	39.412	74	THOMPSON	44.426	74	THOMPSON	41.321	12	74	THOMPSON	2:05.159	2:05.159	0.000
13	2	THOMAS	39.480	71	BEINLICH	44.672	62	VAN DER VALK	41.357	13	2	THOMAS	2:05.425	2:05.470	0.045
14	62	VAN DER VALK	39.715	44	BEST	44.855	44	BEST	41.652	14	62	VAN DER VALK	2:06.070	2:06.149	0.079
15	44	BEST	39.782	42	SLOOTEN	44.908	20	MARKLUND	41.660	15	44	BEST	2:06.289	2:06.658	0.369
16	98	DE VRIES	39.844	98	DE VRIES	44.943	2	THOMAS	41.670	16	20	MARKLUND	2:06.617	2:06.773	0.156
17	42	SLOOTEN	39.937	62	VAN DER VALK	44.998	65	OWENS	41.813	17	42	SLOOTEN	2:06.846	2:07.194	0.348
18	20	MARKLUND	39.939	20	MARKLUND	45.018	42	SLOOTEN	42.001	18	65	OWENS	2:07.225	2:07.225	0.000
19	25	BROUWERS	40.271	65	OWENS	45.055	25	BROUWERS	42.170	19	98	DE VRIES	2:07.377	2:07.377	0.000
20	21	KERR	40.278	8	TOMS	45.280	16	SAWFORD	42.396	20	25	BROUWERS	2:07.809	2:07.809	0.000
21	65	OWENS	40.357	25	BROUWERS	45.368	87	EDWARDS	42.426	21	21	KERR	2:08.250	2:08.250	0.000
22	16	SAWFORD	40.435	21	KERR	45.525	21	KERR	42.447	22	16	SAWFORD	2:08.767	2:08.906	0.139
23	70	LONGSHAW	40.594	72	HORSMAN	45.612	98	DE VRIES	42.590	23	8	TOMS	2:09.454	2:10.034	0.580
24	34	DELVES	40.772	3	CLAYTON	45.657	3	CLAYTON	42.960	24	70	LONGSHAW	2:09.850	2:10.002	0.152
25	17	JONKER	40.912	70	LONGSHAW	45.847	8	TOMS	42.995	25	87	EDWARDS	2:09.942	2:09.942	0.000
26	11	CAMPBELL	40.939	16	SAWFORD	45.936	24	RODINK	43.025	26	3	CLAYTON	2:10.056	2:10.439	0.383
27	8	TOMS	41.179	87	EDWARDS	46.298	72	HORSMAN	43.175	27	72	HORSMAN	2:10.201	2:10.559	0.358
28	87	EDWARDS	41.218	34	DELVES	46.329	34	DELVES	43.257	28	34	DELVES	2:10.358	2:10.358	0.000
29	24	RODINK	41.266	7	ASHBY	46.521	17	JONKER	43.280	29	11	CAMPBELL	2:10.859	2:10.859	0.000
30	72	HORSMAN	41.414	11	CAMPBELL	46.566	11	CAMPBELL	43.354	30	17	JONKER	2:10.906	2:11.009	0.103
31	3	CLAYTON	41.439	17	JONKER	46.714	70	LONGSHAW	43.409	31	24	RODINK	2:11.152	2:11.177	0.025
32	7	ASHBY	41.462	97	MOORE	46.845	97	MOORE	43.641	32	7	ASHBY	2:11.681	2:11.820	0.139
33	97	MOORE	41.536	24	RODINK	46.861	7	ASHBY	43.698	33	97	MOORE	2:12.022	2:12.022	0.000
34	9	WALES	43.724	9	WALES	48.963	9	WALES	47.015	34	9	WALES	2:19.702	2:19.702	0.000
35										35	13	BURMAN		2:14.675	

Weather / Track : Bright / Dry

Snetterton 300

Circuit Length = 2.9689 miles

Start: 09:55 Flag 10:03 End: 10:05

Results can be found at [www.tsl-timing.com](http://www.tsl-timing.com)

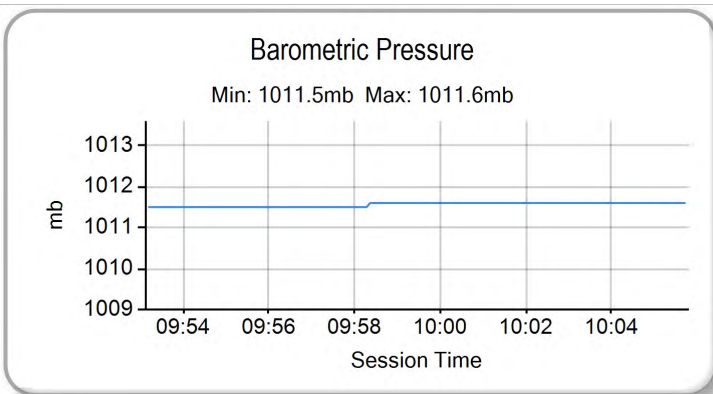
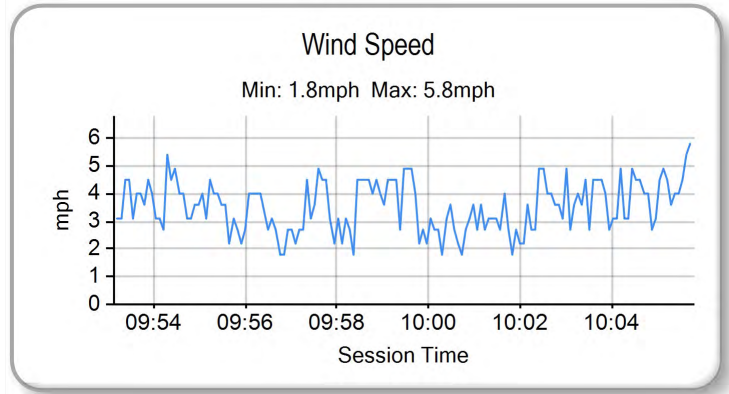
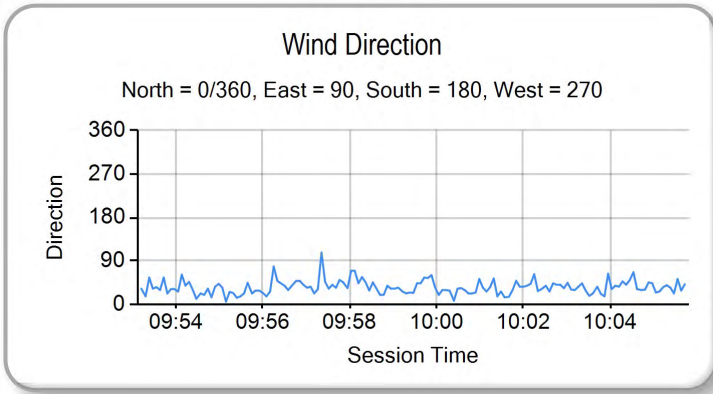
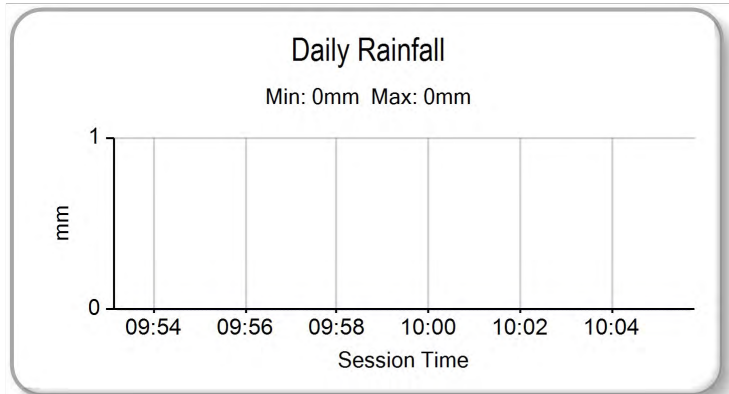
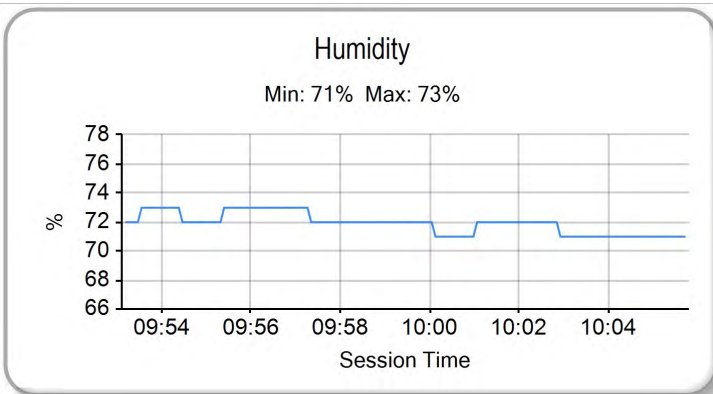
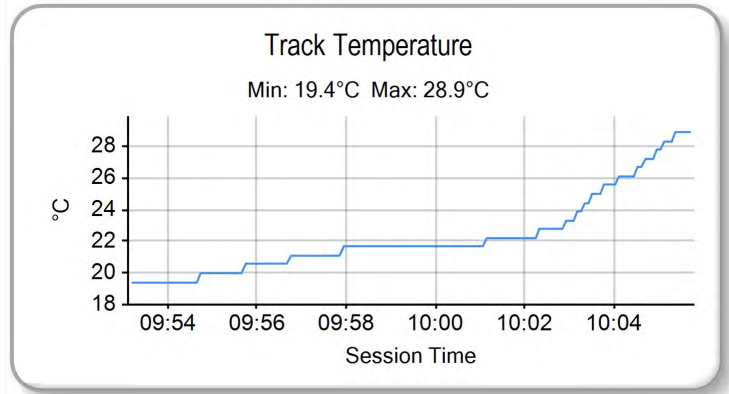
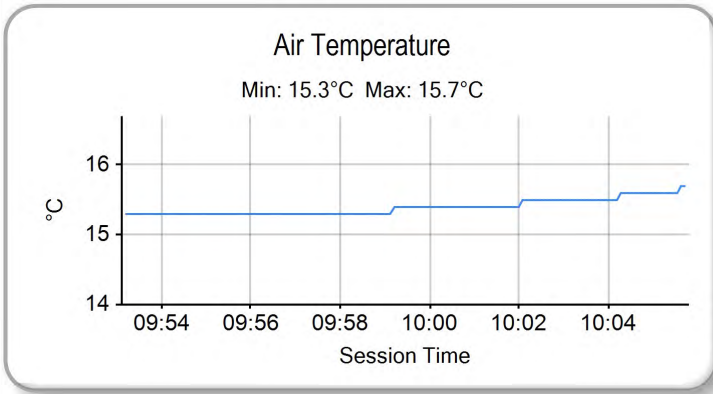
Printed - 10:07 Sunday, 21 June 2015

# MCRCB BULLETIN TK205

## 2015 MCE British Superbike Championship - Round 4

## 2015 HEL British Motostar Championship

### WARM-UP - WEATHER CONDITIONS



Weather / Track : Bright / Dry

Results can be found at [www.tsl-timing.com](http://www.tsl-timing.com)

Snetterton 300  
Circuit Length = 2.9689 miles  
Start: 09:55 Flag 10:03 End: 10:05

Printed - 10:07 Sunday, 21 June 2015





ROW 12	35	13	Sam BURMAN	34	9	David WALES			
ROW 11	33	97	Adam MOORE	32	7	Jamie ASHBY	31	34	Liam DELVES
ROW 10	30	72	Cameron HORSMAN	29	11	Stephen CAMPBELL	28	24	Tasia RODINK
ROW 9	27	3	Mark CLAYTON	26	20	Joel MARKLUND	25	16	Andrew SAWFORD
ROW 8	24	70	Ryan LONGSHAW	23	44	Edmund BEST	22	87	Jamie EDWARDS
ROW 7	21	17	Wesley JONKER	20	8	TJ TOMS	19	21	Richard KERR
ROW 6	18	65	Josh OWENS	17	98	Tomas DE VRIES	16	2	Joe THOMAS
ROW 5	15	25	Mike BROUWERS	14	52	Jorel BOERBOOM	13	74	Joseph THOMPSON
ROW 4	12	42	Brian SLOOTEN	11	62	Vasco VAN DER VALK	10	27	Georgina POLDEN
ROW 3	9	35	Elliot LODGE	8	71	Christoph BEINLICH	7	77	Alex PERSSON
ROW 2	6	86	Charlie NESBITT	5	47	Jake ARCHER	4	1	Edward RENDELL
ROW 1	3	26	Dani SAEZ	2	95	Scott DEROUÉ	1	6	Taz TAYLOR
									<b>Pole</b>

Snetterton 300  
Circuit Length = 2.9689 miles

These results are provisional until the conclusion of any judicial and technical matters.

Race Director :	Stewards :	Timekeeper :
-----------------	------------	--------------

Results can be found at [www.britishsuperbike.com](http://www.britishsuperbike.com)

Printed - 10:08 Sunday, 21 June 2015





POS	NO	CL	PIC NAME	ENTRY	LAPS	TIME	GAP	DIFF	MPH	BEST	ON
1	6	M3	1 Taz TAYLOR	KTM - RS Racing	12	24:23.603			87.63	2:00.409	9
2	95	M3	2 Scott DEROUE	KTM - Redline KTM	12	24:23.655	0.052	0.052	87.62	2:00.214	9
3	1	M3	3 Edward RENDELL	Ten Kate Honda - Banks Racing	12	24:24.190	0.587	0.535	87.59	2:00.737	8
4	52	M3	4 Jorel BOERBOOM	Kalex KTM - FPW Racing	12	24:36.953	13.350	12.763	86.83	2:01.768	4
5	86	M3	5 Charlie NESBITT	Repli-Cast Moto 3 - Repli-Cast UK	12	24:37.170	13.567	0.217	86.82	2:01.828	4
6	71	M3	6 Christoph BEINLICH	Honda - Beinlich Racing Team	12	24:39.598	15.995	2.428	86.68	2:01.866	5
7	77	M3	7 Alex PERSSON	Kalex KTM - PWR / FPW Racing	12	24:40.880	17.277	1.282	86.60	2:02.110	6
8	26	M3	8 Dani SAEZ	Repli-Cast Moto 3 - Repli-Cast - Armstrong	12	24:42.720	19.117	1.840	86.50	2:01.812	5
9	62	M3	9 Vasco VAN DER VALK	Honda - Team ILR / Vasco62.nl	12	24:55.835	32.232	13.115	85.74	2:02.957	3
10	42	M3	10 Brian SLOOTEN	Honda - Bakker Frames Holland	12	25:02.069	38.466	6.234	85.38	2:04.003	6
11	74	M3	11 Joseph THOMPSON	Repli-Cast Moto 3 - Repli-Cast UK	12	25:02.142	38.539	0.073	85.38	2:03.961	3
12	44	M3	12 Edmund BEST	Honda - SymCirrus Motorsport	12	25:09.302	45.699	7.160	84.97	2:04.780	11
13	25	M3	13 Mike BROUWERS	Honda - Joma / Brouwersracingteam	12	25:09.380	45.777	0.078	84.97	2:04.519	12
14	2	M3	14 Joe THOMAS	Honda - Team ILR	12	25:09.517	45.914	0.137	84.96	2:04.841	6
15	98	M3	15 Tomas DE VRIES	Honda - DAT Racing	12	25:17.327	53.724	7.810	84.52	2:04.419	9
16	65		1 Josh OWENS	Honda - JPL Racing	12	25:17.795	54.192	0.468	84.50	2:04.983	11
17	21	M3	16 Richard KERR	Honda - Bob Wylie Racing	12	25:38.744	1:15.141	20.949	83.35	2:06.135	11
18	8	M3	17 TJ TOMS	Repli-Cast Moto 3 - Repli-Cast - Armstrong	12	25:40.110	1:16.507	1.366	83.27	2:07.048	4
19	3		2 Mark CLAYTON	Honda - SP125 / Refined Recruitment	12	25:40.432	1:16.829	0.322	83.26	2:06.662	9
20	17		3 Wesley JONKER	Luyten Honda - Racing Family	12	25:40.527	1:16.924	0.095	83.25	2:06.311	8
21	16		4 Andrew SAWFORD	Aprilia - St Neots Motorcycle Co Ltd	12	25:56.999	1:33.396	16.472	82.37	2:07.083	8
22	72		5 Cameron HORSMAN	EE125 - FAB-Racing	12	25:59.177	1:35.574	2.178	82.25	2:08.306	4
23	87		6 Jamie EDWARDS	Nykos - Kinpac Racing	12	25:59.427	1:35.824	0.250	82.24	2:08.017	8
24	34		7 Liam DELVES	Honda - Crucials Sauce / Banks Racing	12	26:08.014	1:44.411	8.587	81.79	2:08.438	8
25	24		8 Tasia RODINK	Honda - Promemo Racing	12	26:17.137	1:53.534	9.123	81.32	2:09.582	8
26	7		9 Jamie ASHBY	Honda - SP125 / JPA Racing	12	26:17.200	1:53.597	0.063	81.31	2:09.676	6
27	11		10 Stephen CAMPBELL	Honda - Campbell Racing	12	26:28.846	2:05.243	11.646	80.72	2:09.178	3
28	13	M3	18 Sam BURMAN	Honda - WNT / Burman Racing	11	24:23.627	1 Lap	1 Lap	80.32	2:11.447	8
29	9		11 David WALES	Honda - TAD Racing	11	25:09.569	1 Lap	45.942	77.88	2:15.132	2

## NOT CLASSIFIED

DNF	35	M3	Elliot LODGE	Honda - Essential Team Racing / SP125	11	22:48.723	1 Lap		85.89	2:02.819	4
DNF	27	M3	Georgina POLDEN	KTM - RS Racing	11	22:48.869	1 Lap	0.146	85.88	2:03.145	3
DNF	47	M3	Jake ARCHER	Honda - RS Racing	6	12:18.701	6 Laps	5 Laps	86.81	2:01.037	6
DNF	97		Adam MOORE	KTM - Cresswell Racing	6	13:20.718	6 Laps	1:02.017	80.08	2:10.324	6
DNF	20	M3	Joel MARKLUND	Honda - Marklund Solutions	3	6:27.894	9 Laps	3 Laps	82.66	2:05.710	3
DNF	70		Ryan LONGSHAW	Honda - RCD Motorsport	1	2:18.775	11 Laps	2 Laps	77.01		

## FASTEST LAP

95	M3	Scott DEROUE	KTM - Redline KTM	9	2:00.214	88.90 mph	143.08 kph
65		Josh OWENS	Honda - JPL Racing	11	2:04.983	85.51 mph	137.62 kph

## New Lap Record

Snetterton 300

Circuit Length = 2.9689 miles

Start: 14:55 Flag 15:19 End: 15:22

Weather / Track : Bright / Dry

These results are provisional until the conclusion of any judicial and technical matters.

Race Director :	Stewards :	Timekeeper :
-----------------	------------	--------------

Results can be found at [www.britishsuperbike.com](http://www.britishsuperbike.com)

Printed - 15:22 Sunday, 21 June 2015





# MCRCB BULLETIN TK261

## 2015 MCE British Superbike Championship - Round 4

## 2015 HEL British Motostar Championship

### RACE 11 - LAP CHART

11	1:27.759	2:12.730	72	1:28.378	2:09.300
13	1:40.241	2:12.825	34	1:35.553	2:09.909
<b>LAP 10 @ 15:15:51.697</b>			7	1:44.377	2:10.028
NO	BEHIND	LAP TIME	24	1:44.529	2:10.764
6		2:01.908	11	1:52.614	2:14.037

#### LAP 12 @ 15:19:54.293

NO	BEHIND	LAP TIME
6		2:01.124
13	1 Lap	2:12.178
95	0.052	2:01.125
1	0.587	2:01.203
52	13.350	2:02.579
86	13.567	2:02.910
71	15.995	2:03.558
77	17.277	2:03.101
26	19.117	2:03.406
62	32.232	2:06.622
42	38.466	2:04.954
74	38.539	2:04.937
44	45.699	2:04.974
25	45.777	2:04.519
2	45.914	2:05.267
9	1 Lap	2:18.557
98	53.724	2:05.357
65	54.192	2:05.969
21	1:15.141	2:07.145
8	1:16.507	2:07.778
3	1:16.829	2:07.282
17	1:16.924	2:07.307
16	1:33.396	2:07.481
72	1:35.574	2:08.320
87	1:35.824	2:09.213
34	1:44.411	2:09.982
24	1:53.534	2:10.129
7	1:53.597	2:10.344
11	2:05.243	2:13.753

#### LAP 11 @ 15:17:53.169

NO	BEHIND	LAP TIME
6		2:01.472
95	0.051	2:01.397
1	0.508	2:01.648
86	11.781	2:02.399
52	11.895	2:02.412
71	13.561	2:03.233
77	15.300	2:02.756
26	16.835	2:02.776
35	26.244	2:03.980
27	26.390	2:04.334
62	26.734	2:04.251
9	1 Lap	2:16.214
42	34.636	2:04.373
74	34.726	2:04.800
2	41.771	2:04.903
44	41.849	2:04.780
25	42.382	2:05.373
65	49.347	2:04.983
98	49.491	2:04.956
21	1:09.120	2:06.135
8	1:09.853	2:07.694
3	1:10.671	2:07.535
17	1:10.741	2:07.173
16	1:27.039	2:07.689
87	1:27.735	2:08.275

Weather / Track : Bright / Dry

# MCRCB BULLETIN TK262

## 2015 MCE British Superbike Championship - Round 4

### 2015 HEL British Motostar Championship

#### RACE 11 - POSITION CHART

No	Name	Lap												
		Pos	1	2	3	4	5	6	7	8	9	10	11	12
6	TAYLOR	1	6	6	6	6	6	6	6	6	6	6	6	6
95	DEROUE	2	95	95	26	95	95	95	95	95	95	95	95	95
26	SAEZ	3	26	26	95	1	1	1	1	1	1	1	1	1
1	RENDELL	4	1	1	1	26	26	47	77	77	86	86	86	52
47	ARCHER	5	77	77	77	47	47	26	86	86	71	52	52	86
86	NESBITT	6	71	71	47	77	77	77	52	52	52	71	71	71
77	PERSSON	7	86	86	86	86	71	86	71	71	77	77	77	77
71	BEINLICH	8	47	47	71	71	86	71	26	26	26	26	26	26
35	LODGE	9	27	52	52	52	52	52	27	27	27	27	35	62
27	POLDEN	10	52	27	27	35	35	35	35	35	35	35	27	42
62	VAN DER VALK	11	62	35	35	27	27	62	62	62	62	62	62	74
42	SLOOTEN	12	42	62	62	62	62	27	42	42	42	74	42	44
74	THOMPSON	13	74	42	42	74	74	74	74	74	74	42	74	25
52	BOERBOOM	14	35	74	74	42	42	42	2	2	2	2	2	2
25	BROUWERS	15	44	44	2	2	25	44	44	25	25	25	44	98
2	THOMAS	16	2	2	25	44	2	2	25	44	44	44	25	65
98	DE VRIES	17	25	25	44	25	44	25	65	65	65	65	65	21
65	OWENS	18	98	98	98	98	65	98	98	98	98	98	98	8
21	KERR	19	20	20	20	65	98	65	8	8	8	8	21	3
8	TOMS	20	8	65	65	8	8	8	21	21	21	21	8	17
17	JONKER	21	65	8	8	21	3	21	3	3	3	3	3	16
87	EDWARDS	22	3	21	21	3	21	3	17	17	17	17	17	72
44	BEST	23	21	3	3	17	17	17	72	72	72	72	16	87
70	LONGSHAW	24	70	17	17	87	72	72	87	87	87	16	87	34
16	SAWFORD	25	17	87	87	72	87	87	16	16	16	87	72	24
20	MARKLUND	26	87	72	72	34	34	34	34	34	34	34	34	7
3	CLAYTON	27	72	7	34	24	24	16	11	11	24	24	7	11
24	RODINK	28	7	34	24	7	16	11	24	24	7	7	24	
11	CAMPBELL	29	24	24	7	11	11	24	7	7	11	11	11	
72	HORSMAN	30	11	13	11	16	7	7	13	13	13	13	13	
34	DELVES	31	34	11	13	13	97	97	9	9	9	9	9	
7	ASHBY	32	13	97	97	97	13	13						
97	MOORE	33	97	16	16	9	9	9						
9	WALES	34	9	9	9									
13	BURMAN	35	16											

Weather / Track : Bright / Dry

Snetterton 300  
 Circuit Length = 2.9689 miles  
 Start: 14:55 Flag 15:19 End: 15:22

Results can be found at [www.tsl-timing.com](http://www.tsl-timing.com)

Printed - 15:24 Sunday, 21 June 2015

# MCRCB BULLETIN TK263

## 2015 MCE British Superbike Championship - Round 4

### 2015 HEL British Motostar Championship

#### RACE 11 - SECTOR ANALYSIS

SECTOR 1 = FL to I1, SECTOR 2 = I1 to I2, SECTOR 3 = I2 to FL, DIFF = Difference To Personal Best Lap

P1		6 M3		Taz TAYLOR		KTM - RS Racing				
IDEAL LAP TIME : 2:00.325		BEST LAP TIME : 2:00.409		DIFFERENCE : 0.084						
LAP	SECTOR 1	SECTOR 2	SECTOR 3	LAP TIME	MPH	DIFF	TIME OF DAY			
1 -		116.7	43.146	<b>137.7</b>	40.910	121.7	2:07.190	84.03	6.781	14:57:37.880
2 -	38.258	115.1	43.396	136.3	40.986	122.2	2:02.640	87.15	2.231	14:59:40.520
3 -	38.139	112.9	42.811	135.2	41.471	121.5	2:02.421	87.30	2.012	15:01:42.941
4 -	37.843	117.3	42.817	137.5	40.812	122.4	2:01.472	87.98	1.063	15:03:44.413
5 -	38.126	106.6	42.904	137.5	40.744	121.1	2:01.774	87.76	1.365	15:05:46.187
6 -	37.776	<b>120.4</b>	42.516	<b>137.7</b>	40.793	121.1	2:01.085 (3)	88.26	0.676	15:07:47.272
7 -	38.121	110.9	42.517	137.5	40.654	122.2	2:01.292	88.11	0.883	15:09:48.564
8 -	37.727	113.5	42.554	<b>137.7</b>	40.535	122.9	2:00.816 (2)	88.46	0.407	15:11:49.380
9 -	<b>37.593</b>	116.1	<b>42.325</b>	137.5	40.491	122.2	<b>2:00.409 (1)</b>	<b>88.76</b>		<b>15:13:49.789</b>
10 -	38.155	115.9	42.973	137.5	40.780	122.0	2:01.908	87.67	1.499	15:15:51.697
11 -	37.900	114.3	43.113	137.2	40.459	<b>124.0</b>	2:01.472	87.98	1.063	15:17:53.169
12 -	37.795	114.9	42.922	<b>137.7</b>	<b>40.407</b>	123.3	2:01.124	88.24	0.715	15:19:54.293

P2		95 M3		Scott DEROUÉ		KTM - Redline KTM				
IDEAL LAP TIME : 2:00.214		BEST LAP TIME : 2:00.214		DIFFERENCE : 0.000						
LAP	SECTOR 1	SECTOR 2	SECTOR 3	LAP TIME	MPH	DIFF	TIME OF DAY			
1 -		118.9	43.340	136.1	40.701	122.6	2:07.248	83.99	7.034	14:57:37.938
2 -	38.250	113.9	43.499	136.1	40.981	123.5	2:02.730	87.08	2.516	14:59:40.668
3 -	38.165	115.3	43.092	136.1	41.225	120.4	2:02.482	87.26	2.268	15:01:43.150
4 -	37.928	117.3	42.825	<b>136.3</b>	40.612	123.8	2:01.365	88.06	1.151	15:03:44.515
5 -	38.125	108.7	43.104	136.1	40.768	122.0	2:01.997	87.60	1.783	15:05:46.512
6 -	37.901	118.7	42.818	135.8	40.278	122.4	2:00.997 (2)	88.33	0.783	15:07:47.509
7 -	38.069	112.4	42.777	<b>136.3</b>	40.290	123.8	2:01.136	88.23	0.922	15:09:48.645
8 -	37.911	116.1	42.591	136.1	40.539	123.1	2:01.041 (3)	88.30	0.827	15:11:49.686
9 -	<b>37.760</b>	118.1	<b>42.538</b>	135.8	<b>39.916</b>	123.8	<b>2:00.214 (1)</b>	<b>88.90</b>		<b>15:13:49.900</b>
10 -	38.021	118.5	43.046	133.1	40.856	118.7	2:01.923	87.66	1.709	15:15:51.823
11 -	38.308	<b>119.8</b>	42.667	135.0	40.422	<b>124.5</b>	2:01.397	88.04	1.183	15:17:53.220
12 -	37.875	114.5	42.915	<b>136.3</b>	40.335	123.3	2:01.125	88.24	0.911	15:19:54.345

P3		1 M3		Edward RENDELL		Ten Kate Honda - Banks Racing				
IDEAL LAP TIME : 2:00.666		BEST LAP TIME : 2:00.737		DIFFERENCE : 0.071						
LAP	SECTOR 1	SECTOR 2	SECTOR 3	LAP TIME	MPH	DIFF	TIME OF DAY			
1 -		<b>118.1</b>	43.602	129.8	40.388	118.9	2:07.862	83.59	7.125	14:57:38.552
2 -	38.403	115.7	43.503	130.3	40.962	118.1	2:02.868	86.98	2.131	14:59:41.420
3 -	38.074	117.1	43.132	129.5	40.816	117.5	2:02.022	87.59	1.285	15:01:43.442
4 -	38.113	115.3	42.888	130.5	40.447	118.5	2:01.448	88.00	0.711	15:03:44.890
5 -	38.113	115.3	43.196	130.3	40.498	117.3	2:01.807	87.74	1.070	15:05:46.697
6 -	38.030	117.9	42.922	<b>130.8</b>	40.394	116.7	2:01.346	88.07	0.609	15:07:48.043
7 -	38.050	116.3	42.891	130.0	<b>40.141</b>	117.5	2:01.082 (3)	88.27	0.345	15:09:49.125
8 -	37.966	116.3	<b>42.610</b>	130.0	40.161	<b>119.6</b>	<b>2:00.737 (1)</b>	<b>88.52</b>		<b>15:11:49.862</b>
9 -	<b>37.915</b>	117.3	42.844	130.5	40.154	116.9	2:00.913 (2)	88.39	0.176	15:13:50.775
10 -	38.030	117.3	42.845	130.0	40.379	119.1	2:01.254	88.14	0.517	15:15:52.029
11 -	38.290	116.9	42.980	130.5	40.378	118.7	2:01.648	87.86	0.911	15:17:53.677
12 -	38.020	115.9	42.981	130.0	40.202	118.3	2:01.203	88.18	0.466	15:19:54.880

P4		52 M3		Jorel BOERBOOM		Kalex KTM - FPW Racing				
IDEAL LAP TIME : 2:01.518		BEST LAP TIME : 2:01.768		DIFFERENCE : 0.250						
LAP	SECTOR 1	SECTOR 2	SECTOR 3	LAP TIME	MPH	DIFF	TIME OF DAY			
1 -		<b>118.5</b>	44.066	136.3	41.225	123.8	2:10.973	81.60	9.205	14:57:41.663
2 -	38.581	117.1	43.533	135.2	40.964	122.6	2:03.078	86.83	1.310	14:59:44.741
3 -	38.361	118.1	43.218	136.1	40.820	122.0	2:02.399	87.32	0.631	15:01:47.140
4 -	38.210	<b>118.5</b>	43.011	136.3	<b>40.547</b>	123.5	<b>2:01.768 (1)</b>	<b>87.77</b>		<b>15:03:48.908</b>
5 -	38.162	117.5	43.208	135.8	40.654	121.5	2:02.024	87.58	0.256	15:05:50.932
6 -	38.197	117.1	<b>42.957</b>	<b>136.6</b>	40.679	123.3	2:01.833 (2)	87.72	0.065	15:07:52.765
7 -	38.288	116.5	43.106	136.3	41.011	121.3	2:02.405	87.31	0.637	15:09:55.170
8 -	38.280	115.5	43.128	134.7	40.836	<b>124.2</b>	2:02.244	87.43	0.476	15:11:57.414
9 -	38.720	112.2	43.863	135.8	40.802	122.6	2:03.385	86.62	1.617	15:14:00.799

Snetterton 300

Circuit Length = 2.9689 miles

Start: 14:55 Flag 15:19 End: 15:22

Weather / Track : Bright / Dry

**MCRCB BULLETIN TK263**

**2015 MCE British Superbike Championship - Round 4**

**2015 HEL British Motostar Championship**

**RACE 11 - SECTOR ANALYSIS**

SECTOR 1 = FL to I1, SECTOR 2 = I1 to I2, SECTOR 3 = I2 to FL, DIFF = Difference To Personal Best Lap

10 -	<b>38.014</b>	113.3	43.207	136.3	40.632	122.4	2:01.853 (3)	87.71	0.085	15:16:02.652
11 -	38.746	114.9	42.963	136.1	40.703	122.2	2:02.412	87.31	0.644	15:18:05.064
12 -	38.395	115.7	43.249	135.5	40.935	120.9	2:02.579	87.19	0.811	15:20:07.643

<b>P5</b>	<b>86 M3</b>	<b>Charlie NESBITT</b>	Repli-Cast Moto 3 - Repli-Cast UK							
IDEAL LAP TIME : 2:01.302		BEST LAP TIME : 2:01.828			DIFFERENCE : 0.526					

LAP	SECTOR 1	SECTOR 2	SECTOR 3	LAP TIME	MPH	DIFF	TIME OF DAY			
1 -	110.3	43.730	134.7	40.661	119.1	2:09.551	82.50	7.723	14:57:40.241	
2 -	38.494	111.6	43.438	133.9	40.894	120.6	2:02.826	87.01	0.998	14:59:43.067
3 -	38.586	112.4	43.241	133.4	40.837	117.5	2:02.664	87.13	0.836	15:01:45.731
<b>4 -</b>	38.261	115.1	43.210	133.4	<b>40.357</b>	117.3	<b>2:01.828 (1)</b>	<b>87.73</b>		<b>15:03:47.559</b>
5 -	38.363	<b>117.1</b>	43.827	130.8	40.481	<b>121.1</b>	2:02.671	87.12	0.843	15:05:50.230
6 -	<b>38.006</b>	109.2	<b>42.939</b>	133.6	40.892	115.3	2:01.837 (2)	87.72	0.009	15:07:52.067
7 -	38.266	113.3	43.285	<b>135.0</b>	41.105	113.5	2:02.656	87.13	0.828	15:09:54.723
8 -	38.371	111.8	43.325	134.2	40.913	117.9	2:02.609	87.17	0.781	15:11:57.332
9 -	38.527	111.6	43.315	130.0	40.836	114.1	2:02.678	87.12	0.850	15:14:00.010
10 -	38.510	112.2	43.259	132.6	40.772	114.3	2:02.541	87.22	0.713	15:16:02.551
11 -	38.586	112.4	42.944	130.8	40.869	115.1	2:02.399 (3)	87.32	0.571	15:18:04.950
12 -	38.671	114.1	43.305	134.2	40.934	117.1	2:02.910	86.95	1.082	15:20:07.860

<b>P6</b>	<b>71 M3</b>	<b>Christoph BEINLICH</b>	Honda - Beinlich Racing Team							
IDEAL LAP TIME : 2:01.762		BEST LAP TIME : 2:01.866			DIFFERENCE : 0.104					

LAP	SECTOR 1	SECTOR 2	SECTOR 3	LAP TIME	MPH	DIFF	TIME OF DAY			
1 -	114.5	43.591	131.3	41.369	120.0	2:09.489	82.54	7.623	14:57:40.179	
2 -	38.389	112.7	43.514	131.8	40.828	<b>121.1</b>	2:02.731	87.08	0.865	14:59:42.910
3 -	38.702	116.1	43.201	132.1	40.947	119.1	2:02.850	87.00	0.984	15:01:45.760
4 -	38.535	112.0	43.289	<b>132.3</b>	<b>40.719</b>	118.5	2:02.543 (3)	87.21	0.677	15:03:48.303
<b>5 -</b>	<b>38.008</b>	115.5	<b>43.035</b>	<b>132.3</b>	40.823	117.9	<b>2:01.866 (1)</b>	<b>87.70</b>		<b>15:05:50.169</b>
6 -	38.399	113.5	43.056	131.8	40.743	118.1	2:02.198 (2)	87.46	0.332	15:07:52.367
7 -	38.331	114.9	43.328	132.1	41.324	117.9	2:02.983	86.90	1.117	15:09:55.350
8 -	38.282	115.5	43.227	131.8	41.099	117.9	2:02.608	87.17	0.742	15:11:57.958
9 -	38.222	<b>118.3</b>	43.512	131.0	40.945	117.1	2:02.679	87.12	0.813	15:14:00.637
10 -	38.462	110.5	43.185	131.8	41.213	117.3	2:02.860	86.99	0.994	15:16:03.497
11 -	38.691	112.4	43.311	131.3	41.231	117.5	2:03.233	86.73	1.367	15:18:06.730
12 -	38.710	113.5	43.487	131.5	41.361	117.7	2:03.558	86.50	1.692	15:20:10.288

<b>P7</b>	<b>77 M3</b>	<b>Alex PERSSON</b>	Kalex KTM - PWR / FPW Racing							
IDEAL LAP TIME : 2:01.646		BEST LAP TIME : 2:02.110			DIFFERENCE : 0.464					

LAP	SECTOR 1	SECTOR 2	SECTOR 3	LAP TIME	MPH	DIFF	TIME OF DAY			
1 -	<b>116.3</b>	43.966	<b>136.1</b>	41.172	118.7	2:09.263	82.68	7.153	14:57:39.953	
2 -	38.386	115.5	43.426	135.0	41.012	<b>120.2</b>	2:02.824	87.01	0.714	14:59:42.777
3 -	38.353	114.3	43.288	135.0	40.958	118.7	2:02.599	87.17	0.489	15:01:45.376
4 -	38.169	114.1	43.194	132.8	40.750	119.8	2:02.113 (2)	87.52	0.003	15:03:47.489
5 -	38.476	114.7	43.209	134.7	<b>40.555</b>	118.3	2:02.240 (3)	87.43	0.130	15:05:49.729
<b>6 -</b>	<b>38.031</b>	113.9	<b>43.060</b>	134.7	41.019	118.3	<b>2:02.110 (1)</b>	<b>87.52</b>		<b>15:07:51.839</b>
7 -	38.359	116.1	43.330	133.1	41.146	119.1	2:02.835	87.01	0.725	15:09:54.674
8 -	38.269	114.1	43.297	133.4	40.929	117.9	2:02.495	87.25	0.385	15:11:57.169
9 -	38.748	109.6	43.674	134.2	43.456	118.1	2:05.878	84.90	3.768	15:14:03.047
10 -	38.386	115.1	43.206	134.7	41.074	119.1	2:02.666	87.13	0.556	15:16:05.713
11 -	38.556	115.1	43.183	134.4	41.017	118.7	2:02.756	87.06	0.646	15:18:08.469
12 -	38.367	114.5	43.426	134.7	41.308	117.9	2:03.101	86.82	0.991	15:20:11.570

<b>P8</b>	<b>26 M3</b>	<b>Dani SAEZ</b>	Repli-Cast Moto 3 - Repli-Cast - Armstrong							
IDEAL LAP TIME : 2:01.496		BEST LAP TIME : 2:01.812			DIFFERENCE : 0.316					

LAP	SECTOR 1	SECTOR 2	SECTOR 3	LAP TIME	MPH	DIFF	TIME OF DAY			
1 -	118.3	43.186	135.2	40.796	119.6	2:07.595	83.76	5.783	14:57:38.285	
2 -	38.228	116.7	43.453	135.2	41.019	119.8	2:02.700	87.10	0.888	14:59:40.985
3 -	38.179	116.7	43.096	134.2	40.863	116.3	2:02.138 (3)	87.50	0.326	15:01:43.123
4 -	38.332	117.3	43.314	<b>136.1</b>	<b>40.273</b>	<b>120.9</b>	2:01.919 (2)	87.66	0.107	15:03:45.042
<b>5 -</b>	38.356	118.1	<b>43.047</b>	134.2	40.409	120.6	<b>2:01.812 (1)</b>	<b>87.74</b>		<b>15:05:46.854</b>

Snetterton 300  
 Circuit Length = 2.9689 miles  
 Start: 14:55 Flag 15:19 End: 15:22

Weather / Track : Bright / Dry

**MCRCB BULLETIN TK263****2015 MCE British Superbike Championship - Round 4****2015 HEL British Motostar Championship****RACE 11 - SECTOR ANALYSIS**

SECTOR 1 = FL to I1, SECTOR 2 = I1 to I2, SECTOR 3 = I2 to FL, DIFF = Difference To Personal Best Lap

6 -	38.314	<b>118.9</b>	43.822	133.1	40.450	120.4	2:02.586	87.18	0.774	15:07:49.440
7 -	<b>38.176</b>	117.7	50.635	132.1	40.988	117.5	2:09.799	82.34	7.987	15:09:59.239
8 -	38.589	115.9	43.401	132.8	40.647	117.1	2:02.637	87.15	0.825	15:12:01.876
9 -	38.981	116.7	43.451	131.8	40.468	117.5	2:02.900	86.96	1.088	15:14:04.776
10 -	38.539	117.5	43.405	134.4	40.508	118.3	2:02.452	87.28	0.640	15:16:07.228
11 -	38.606	116.7	43.374	133.9	40.796	118.5	2:02.776	87.05	0.964	15:18:10.004
12 -	38.598	116.1	43.646	133.6	41.162	111.2	2:03.406	86.60	1.594	15:20:13.410

P9		62	M3	Vasco VAN DER VALK			Honda - Team ILR / Vasco62.nl			
IDEAL LAP TIME :		2:02.788		BEST LAP TIME :		2:02.957		DIFFERENCE : 0.169		
LAP	SECTOR 1	SECTOR 2	SECTOR 3	LAP TIME	MPH	DIFF	TIME OF DAY			
1 -		113.1	44.428	<b>129.5</b>	41.441	<b>117.7</b>	2:11.115	81.51	8.158	14:57:41.805
2 -	38.903	112.2	44.413	128.8	41.140	116.7	2:04.456	85.87	1.499	14:59:46.261
3 -	<b>38.527</b>	<b>117.1</b>	<b>43.592</b>	128.5	40.838	116.9	<b>2:02.957 (1)</b>	<b>86.92</b>		<b>15:01:49.218</b>
4 -	38.528	116.7	43.921	128.3	<b>40.826</b>	116.5	<b>2:03.275 (2)</b>	86.70	0.318	15:03:52.493
5 -	38.621	113.5	44.438	128.5	41.149	115.9	2:04.208	86.04	1.251	15:05:56.701
6 -	38.719	115.3	43.707	128.0	41.546	115.9	2:03.972	86.21	1.015	15:08:00.673
7 -	39.078	112.4	43.843	128.5	41.103	116.9	2:04.024	86.17	1.067	15:10:04.697
8 -	<b>38.370</b>	112.0	43.877	128.3	41.133	116.7	<b>2:03.380 (3)</b>	86.62	0.423	15:12:08.077
9 -	38.661	113.1	43.846	127.8	41.118	117.1	2:03.625	86.45	0.668	15:14:11.702
10 -	38.428	112.5	44.140	128.5	41.382	117.3	2:03.950	86.22	0.993	15:16:15.652
11 -	38.899	109.4	43.874	128.3	41.478	116.9	2:04.251	86.02	1.294	15:18:19.903
12 -	38.722	112.9	45.091	112.5	42.809	103.5	2:06.622	84.40	3.665	15:20:26.525

P10		42	M3	Brian SLOOTEN			Honda - Bakker Frames Holland			
IDEAL LAP TIME :		2:03.841		BEST LAP TIME :		2:04.003		DIFFERENCE : 0.162		
LAP	SECTOR 1	SECTOR 2	SECTOR 3	LAP TIME	MPH	DIFF	TIME OF DAY			
1 -		111.8	44.543	132.1	41.467	119.1	2:11.597	81.21	7.594	14:57:42.287
2 -	39.138	114.5	44.028	133.1	<b>41.285</b>	<b>119.6</b>	2:04.451	85.88	0.448	14:59:46.738
3 -	<b>38.844</b>	<b>116.1</b>	43.816	132.6	41.504	117.1	2:04.164 (2)	86.08	0.161	15:01:50.902
4 -	39.412	111.6	44.078	132.1	41.518	118.1	2:05.008	85.49	1.005	15:03:55.910
5 -	38.883	115.1	44.171	131.5	41.415	116.9	2:04.469	85.86	0.466	15:06:00.379
6 -	38.984	115.5	<b>43.712</b>	<b>133.6</b>	41.307	119.1	<b>2:04.003 (1)</b>	<b>86.19</b>		<b>15:08:04.382</b>
7 -	39.151	113.7	44.023	132.8	41.631	115.9	2:04.805	85.63	0.802	15:10:09.187
8 -	39.278	115.1	43.838	132.1	41.857	115.7	2:04.973	85.52	0.970	15:12:14.160
9 -	39.172	110.9	43.773	132.8	41.657	116.5	2:04.602	85.77	0.599	15:14:18.762
10 -	39.147	108.9	43.950	127.8	41.573	117.1	2:04.670	85.73	0.667	15:16:23.432
11 -	38.947	114.9	43.876	133.4	41.550	116.9	2:04.373 (3)	85.93	0.370	15:18:27.805
12 -	39.369	106.1	43.975	<b>133.6</b>	41.610	116.9	2:04.954	85.53	0.951	15:20:32.759

P11		74	M3	Joseph THOMPSON			Repli-Cast Moto 3 - Repli-Cast UK			
IDEAL LAP TIME :		2:03.595		BEST LAP TIME :		2:03.961		DIFFERENCE : 0.366		
LAP	SECTOR 1	SECTOR 2	SECTOR 3	LAP TIME	MPH	DIFF	TIME OF DAY			
1 -		114.9	44.271	131.8	41.464	119.1	2:12.022	80.95	8.061	14:57:42.712
2 -	39.144	112.7	44.052	131.5	41.296	119.1	2:04.492	85.85	0.531	14:59:47.204
3 -	<b>38.768</b>	<b>116.3</b>	43.727	<b>133.4</b>	41.466	118.3	<b>2:03.961 (1)</b>	<b>86.22</b>		<b>15:01:51.165</b>
4 -	39.038	114.7	44.061	132.1	<b>41.189</b>	117.3	2:04.288	85.99	0.327	15:03:55.453
5 -	38.918	113.7	43.931	130.3	41.350	114.7	2:04.199 (2)	86.05	0.238	15:05:59.652
6 -	39.132	115.3	44.018	131.0	41.518	115.5	2:04.668	85.73	0.707	15:08:04.320
7 -	39.503	115.1	43.784	132.6	41.733	119.6	2:05.020	85.49	1.059	15:10:09.340
8 -	39.481	112.4	<b>43.638</b>	132.3	41.741	115.1	2:04.860	85.60	0.899	15:12:14.200
9 -	38.927	115.1	43.984	130.3	41.757	118.7	2:04.668	85.73	0.707	15:14:18.868
10 -	38.938	114.7	43.919	132.1	41.370	115.3	2:04.227 (3)	86.03	0.266	15:16:23.095
11 -	39.142	112.9	44.096	131.0	41.562	<b>119.8</b>	2:04.800	85.64	0.839	15:18:27.895
12 -	39.111	112.5	44.201	130.8	41.625	119.6	2:04.937	85.54	0.976	15:20:32.832

P12		44	M3	Edmund BEST			Honda - SymCirrus Motorsport			
IDEAL LAP TIME :		2:04.101		BEST LAP TIME :		2:04.780		DIFFERENCE : 0.679		
LAP	SECTOR 1	SECTOR 2	SECTOR 3	LAP TIME	MPH	DIFF	TIME OF DAY			
1 -		113.7	44.715	<b>128.8</b>	41.481	117.9	2:12.758	80.50	7.978	14:57:43.448

Weather / Track : Bright / Dry

Snetterton 300  
Circuit Length = 2.9689 miles  
Start: 14:55 Flag 15:19 End: 15:22



**MCRCB BULLETIN TK263**

**2015 MCE British Superbike Championship - Round 4**

**2015 HEL British Motostar Championship**

**RACE 11 - SECTOR ANALYSIS**

SECTOR 1 = FL to I1, SECTOR 2 = I1 to I2, SECTOR 3 = I2 to FL, DIFF = Difference To Personal Best Lap

2 -	39.269	111.6	44.480	128.0	41.822	116.5	2:05.571	85.11	0.791	14:59:49.019
3 -	39.341	114.3	44.185	128.0	41.974	117.9	2:05.500	85.16	0.720	15:01:54.519
4 -	39.479	113.5	44.030	128.3	41.768	116.5	2:05.277	85.31	0.497	15:03:59.796
5 -	39.479	106.0	44.064	128.3	41.637	116.9	2:05.180	85.38	0.400	15:06:04.976
6 -	<b>39.141</b>	113.1	44.087	128.0	41.564	115.1	2:04.792 (2)	85.64	0.012	15:08:09.768
7 -	39.624	109.8	43.935	128.0	41.535	117.9	2:05.094	85.44	0.314	15:10:14.862
8 -	39.463	112.4	44.124	128.0	41.574	116.1	2:05.161	85.39	0.381	15:12:20.023
9 -	39.247	<b>114.5</b>	44.040	127.8	41.755	<b>118.7</b>	2:05.042	85.47	0.262	15:14:25.065
10 -	39.466	111.1	43.775	127.8	41.932	116.3	2:05.173	85.38	0.393	15:16:30.238
<b>11 -</b>	39.820	108.5	<b>43.710</b>	128.3	<b>41.250</b>	<b>118.7</b>	<b>2:04.780 (1)</b>	<b>85.65</b>		<b>15:18:35.018</b>
12 -	39.395	113.1	44.293	128.0	41.286	115.7	2:04.974 (3)	85.52	0.194	15:20:39.992

<b>P13</b>	<b>25 M3</b>	<b>Mike BROUWERS</b>	Honda - Joma / Brouwersracingteam							
IDEAL LAP TIME : 2:03.768		BEST LAP TIME : 2:04.519		DIFFERENCE : 0.751						

LAP	SECTOR 1	SECTOR 2	SECTOR 3	LAP TIME	MPH	DIFF	TIME OF DAY			
1 -		<b>113.3</b>	45.157	128.3	41.501	114.1	2:13.939	79.79	9.420	14:57:44.629
2 -	39.501	111.8	44.213	128.8	41.207	115.3	2:04.921 (2)	85.55	0.402	14:59:49.550
3 -	39.185	112.2	44.075	<b>129.5</b>	41.676	115.1	2:04.936 (3)	85.54	0.417	15:01:54.486
4 -	39.709	110.3	44.073	125.6	41.687	115.5	2:05.469	85.18	0.950	15:03:59.955
5 -	39.000	111.6	44.198	129.0	41.740	111.6	2:04.938	85.54	0.419	15:06:04.893
6 -	39.481	110.7	43.930	128.8	41.701	114.5	2:05.112	85.42	0.593	15:08:10.005
7 -	39.540	108.9	44.078	128.5	41.396	<b>116.5</b>	2:05.014	85.49	0.495	15:10:15.019
8 -	39.193	110.9	44.268	125.4	41.480	111.4	2:04.941	85.54	0.422	15:12:19.960
9 -	39.482	111.1	44.032	128.3	41.499	113.1	2:05.013	85.49	0.494	15:14:24.973
10 -	39.631	110.5	<b>43.814</b>	129.0	41.760	113.5	2:05.205	85.36	0.686	15:16:30.178
11 -	40.171	112.5	44.236	128.5	<b>40.966</b>	114.1	2:05.373	85.25	0.854	15:18:35.551
<b>12 -</b>	<b>38.988</b>	104.5	44.313	129.3	41.218	112.7	<b>2:04.519 (1)</b>	<b>85.83</b>		<b>15:20:40.070</b>

<b>P14</b>	<b>2 M3</b>	<b>Joe THOMAS</b>	Honda - Team ILR							
IDEAL LAP TIME : 2:04.054		BEST LAP TIME : 2:04.841		DIFFERENCE : 0.787						

LAP	SECTOR 1	SECTOR 2	SECTOR 3	LAP TIME	MPH	DIFF	TIME OF DAY			
1 -		113.5	44.509	132.3	41.702	115.9	2:13.625	79.98	8.784	14:57:44.315
2 -	39.441	113.3	44.019	131.3	41.577	117.1	2:05.037	85.47	0.196	14:59:49.352
3 -	39.083	<b>115.3</b>	44.196	<b>133.4</b>	41.806	114.7	2:05.085	85.44	0.244	15:01:54.437
4 -	39.168	111.1	44.389	131.5	41.358	115.1	2:04.915	85.56	0.074	15:03:59.352
5 -	39.259	111.2	44.423	130.3	41.924	116.1	2:05.606	85.09	0.765	15:06:04.958
<b>6 -</b>	<b>38.982</b>	111.6	44.217	130.3	41.642	113.7	<b>2:04.841 (1)</b>	<b>85.61</b>		<b>15:08:09.799</b>
7 -	39.441	112.5	44.066	130.0	41.365	115.3	2:04.872 (2)	85.59	0.031	15:10:14.671
8 -	39.591	113.1	44.032	130.5	41.621	114.1	2:05.244	85.33	0.403	15:12:19.915
9 -	39.450	114.9	<b>43.998</b>	128.3	41.542	114.3	2:04.990	85.51	0.149	15:14:24.905
10 -	39.232	111.6	44.118	131.0	41.782	114.1	2:05.132	85.41	0.291	15:16:30.037
11 -	39.293	112.9	44.145	130.8	41.465	115.5	2:04.903 (3)	85.57	0.062	15:18:34.940
12 -	39.801	107.3	44.392	132.8	<b>41.074</b>	<b>117.9</b>	2:05.267	85.32	0.426	15:20:40.207

<b>P15</b>	<b>98 M3</b>	<b>Tomas DE VRIES</b>	Honda - DAT Racing							
IDEAL LAP TIME : 2:04.395		BEST LAP TIME : 2:04.419		DIFFERENCE : 0.024						

LAP	SECTOR 1	SECTOR 2	SECTOR 3	LAP TIME	MPH	DIFF	TIME OF DAY			
1 -		113.1	46.049	129.5	42.262	<b>116.7</b>	2:15.616	78.81	11.197	14:57:46.306
2 -	39.559	<b>116.3</b>	44.621	<b>130.0</b>	41.914	116.1	2:06.094	84.76	1.675	14:59:52.400
3 -	39.442	115.3	44.410	128.0	42.185	115.3	2:06.037	84.80	1.618	15:01:58.437
4 -	39.656	115.5	44.968	127.3	42.089	115.3	2:06.713	84.34	2.294	15:04:05.150
5 -	39.341	115.7	44.690	128.8	41.961	<b>116.7</b>	2:05.992	84.83	1.573	15:06:11.142
6 -	39.076	116.1	44.305	129.5	42.389	111.8	2:05.770	84.98	1.351	15:08:16.912
7 -	39.731	105.1	44.312	128.0	41.767	115.7	2:05.810	84.95	1.391	15:10:22.722
8 -	39.223	115.3	<b>44.004</b>	128.0	42.168	114.5	2:05.395	85.23	0.976	15:12:28.117
<b>9 -</b>	<b>38.995</b>	114.7	44.028	128.8	<b>41.396</b>	116.3	<b>2:04.419 (1)</b>	<b>85.90</b>		<b>15:14:32.536</b>
10 -	39.288	112.4	44.086	125.9	41.794	116.3	2:05.168 (3)	85.38	0.749	15:16:37.704
11 -	39.265	113.9	44.061	127.3	41.630	116.5	2:04.956 (2)	85.53	0.537	15:18:42.660
12 -	39.424	114.5	44.118	127.8	41.815	116.1	2:05.357	85.26	0.938	15:20:48.017

Weather / Track : Bright / Dry

Snetterton 300  
Circuit Length = 2.9689 miles  
Start: 14:55 Flag 15:19 End: 15:22

**MCRCB BULLETIN TK263**

**2015 MCE British Superbike Championship - Round 4**

**2015 HEL British Motostar Championship**

**RACE 11 - SECTOR ANALYSIS**

SECTOR 1 = FL to I1, SECTOR 2 = I1 to I2, SECTOR 3 = I2 to FL, DIFF = Difference To Personal Best Lap

<b>P16 65</b>		<b>Josh OWENS</b>		Honda - JPL Racing								
IDEAL LAP TIME : 2:04.348		BEST LAP TIME : 2:04.983		DIFFERENCE : 0.635								
LAP	SECTOR 1	SECTOR 2	SECTOR 3	LAP TIME	MPH	DIFF	TIME OF DAY					
1 -		111.6	45.223	<b>131.0</b>	42.520	114.1	2:17.116	77.94	12.133	14:57:47.806		
2 -	<b>39.077</b>	<b>114.9</b>	44.924	129.0	41.650	<b>114.7</b>	2:05.651	85.06	0.668	14:59:53.457		
3 -	39.428	113.7	44.216	129.3	42.305	113.1	2:05.949	84.86	0.966	15:01:59.406		
4 -	39.156	113.9	44.932	129.5	42.355	112.0	2:06.443	84.52	1.460	15:04:05.849		
5 -	39.329	113.7	44.249	128.5	41.690	112.0	2:05.268	85.32	0.285	15:06:11.117		
6 -	39.673	113.9	<b>43.984</b>	129.3	42.191	110.5	2:05.848	84.92	0.865	15:08:16.965		
7 -	39.515	112.9	44.204	126.8	41.436	112.5	2:05.155 (3)	85.39	0.172	15:10:22.120		
8 -	39.433	111.8	44.381	126.8	41.396	111.4	2:05.210	85.36	0.227	15:12:27.330		
9 -	39.429	112.0	44.305	126.3	<b>41.287</b>	112.2	2:05.021 (2)	85.49	0.038	15:14:32.351		
10 -	39.299	111.8	44.197	126.3	41.686	112.0	2:05.182	85.38	0.199	15:16:37.533		
11 -	39.240	111.8	44.209	127.8	41.534	112.5	<b>2:04.983 (1)</b>	<b>85.51</b>		<b>15:18:42.516</b>		
12 -	39.370	112.2	44.440	127.5	42.159	112.7	2:05.969	84.84	0.986	15:20:48.485		

<b>P17 21 M3</b>		<b>Richard KERR</b>		Honda - Bob Wylie Racing								
IDEAL LAP TIME : 2:06.020		BEST LAP TIME : 2:06.135		DIFFERENCE : 0.115								
LAP	SECTOR 1	SECTOR 2	SECTOR 3	LAP TIME	MPH	DIFF	TIME OF DAY					
1 -		113.3	46.202	128.8	42.448	115.7	2:17.795	77.56	11.660	14:57:48.485		
2 -	40.160	111.2	45.518	128.3	42.380	<b>115.9</b>	2:08.058	83.46	1.923	14:59:56.543		
3 -	40.297	111.2	45.215	126.3	42.311	112.0	2:07.823	83.61	1.688	15:02:04.366		
4 -	40.442	109.8	45.316	126.8	42.369	111.4	2:08.127	83.41	1.992	15:04:12.493		
5 -	40.205	111.1	45.239	126.1	42.486	111.6	2:07.930	83.54	1.795	15:06:20.423		
6 -	40.115	110.9	45.034	127.0	42.351	110.7	2:07.500	83.82	1.365	15:08:27.923		
7 -	40.355	110.9	44.614	127.3	42.666	111.4	2:07.635	83.73	1.500	15:10:35.558		
8 -	39.737	110.7	44.764	127.3	42.114	111.1	2:06.615 (2)	84.41	0.480	15:12:42.173		
9 -	39.864	111.2	44.694	126.8	42.262	112.5	2:06.820 (3)	84.27	0.685	15:14:48.993		
10 -	40.384	<b>113.7</b>	44.895	<b>130.5</b>	<b>41.882</b>	113.3	2:07.161	84.05	1.026	15:16:56.154		
11 -	<b>39.621</b>	110.9	<b>44.517</b>	128.5	41.997	111.8	<b>2:06.135 (1)</b>	<b>84.73</b>		<b>15:19:02.289</b>		
12 -	39.855	108.7	45.145	126.8	42.145	112.0	2:07.145	84.06	1.010	15:21:09.434		

<b>P18 8 M3</b>		<b>TJ TOMS</b>		Repli-Cast Moto 3 - Repli-Cast - Armstrong								
IDEAL LAP TIME : 2:06.948		BEST LAP TIME : 2:07.048		DIFFERENCE : 0.100								
LAP	SECTOR 1	SECTOR 2	SECTOR 3	LAP TIME	MPH	DIFF	TIME OF DAY					
1 -		<b>114.5</b>	46.444	126.6	42.640	<b>115.9</b>	2:16.135	78.51	9.087	14:57:46.825		
2 -	<b>39.809</b>	113.3	44.963	<b>127.8</b>	43.635	113.5	2:08.407	83.23	1.359	14:59:55.232		
3 -	39.966	114.1	44.669	126.1	42.659	114.1	2:07.294 (2)	83.96	0.246	15:02:02.526		
4 -	39.839	113.5	44.603	126.3	<b>42.606</b>	113.9	<b>2:07.048 (1)</b>	<b>84.12</b>		<b>15:04:09.574</b>		
5 -	39.994	113.9	44.894	126.3	42.767	112.7	2:07.655	83.72	0.607	15:06:17.229		
6 -	39.913	112.4	44.795	127.0	42.704	112.0	2:07.412	83.88	0.364	15:08:24.641		
7 -	40.304	113.5	<b>44.533</b>	126.6	43.073	113.1	2:07.910	83.55	0.862	15:10:32.551		
8 -	40.140	111.4	44.826	127.0	42.700	112.5	2:07.666	83.71	0.618	15:12:40.217		
9 -	40.114	113.7	44.542	126.6	42.663	113.3	2:07.319 (3)	83.94	0.271	15:14:47.536		
10 -	39.811	112.5	45.218	127.0	42.763	113.9	2:07.792	83.63	0.744	15:16:55.328		
11 -	40.081	113.5	44.850	127.5	42.763	114.9	2:07.694	83.70	0.646	15:19:03.022		
12 -	40.115	108.4	44.940	127.0	42.723	115.1	2:07.778	83.64	0.730	15:21:10.800		

<b>P19 3</b>		<b>Mark CLAYTON</b>		Honda - SP125 / Refined Recruitment								
IDEAL LAP TIME : 2:06.453		BEST LAP TIME : 2:06.662		DIFFERENCE : 0.209								
LAP	SECTOR 1	SECTOR 2	SECTOR 3	LAP TIME	MPH	DIFF	TIME OF DAY					
1 -		112.9	46.227	<b>128.3</b>	42.938	114.9	2:17.417	77.77	10.755	14:57:48.107		
2 -	40.023	111.2	45.792	125.6	42.641	113.9	2:08.456	83.20	1.794	14:59:56.563		
3 -	40.453	112.2	45.293	127.3	42.398	114.3	2:08.144	83.40	1.482	15:02:04.707		
4 -	40.312	110.3	45.107	127.8	42.393	113.1	2:07.812	83.62	1.150	15:04:12.519		
5 -	40.462	112.2	44.943	126.6	42.436	111.4	2:07.841	83.60	1.179	15:06:20.360		
6 -	40.326	111.1	45.045	127.8	42.332	113.9	2:07.703	83.69	1.041	15:08:28.063		
7 -	40.614	112.9	44.902	126.8	42.153	112.9	2:07.669	83.71	1.007	15:10:35.732		
8 -	39.936	112.2	44.757	127.3	<b>41.991</b>	114.1	2:06.684 (2)	84.36	0.022	15:12:42.416		
9 -	<b>39.815</b>	<b>113.1</b>	<b>44.647</b>	<b>128.3</b>	42.200	115.3	<b>2:06.662 (1)</b>	<b>84.38</b>		<b>15:14:49.078</b>		

Snetterton 300  
 Circuit Length = 2.9689 miles  
 Start: 14:55 Flag 15:19 End: 15:22

Weather / Track : Bright / Dry

MCRCB BULLETIN TK263

2015 MCE British Superbike Championship - Round 4

2015 HEL British Motostar Championship

RACE 11 - SECTOR ANALYSIS

SECTOR 1 = FL to I1, SECTOR 2 = I1 to I2, SECTOR 3 = I2 to FL, DIFF = Difference To Personal Best Lap

10 -	40.270	111.8	44.866	126.8	42.091	<b>115.7</b>	2:07.227 (3)	84.00	0.565	15:16:56.305
11 -	40.341	110.9	44.912	126.8	42.282	113.1	2:07.535	83.80	0.873	15:19:03.840
12 -	40.086	110.9	45.148	124.9	42.048	114.5	2:07.282	83.97	0.620	15:21:11.122

<b>P20</b>	<b>17</b>	<b>Wesley JONKER</b>				Luyten Honda - Racing Family					
IDEAL LAP TIME : 2:06.311		BEST LAP TIME : 2:06.311				DIFFERENCE : 0.000					
LAP	SECTOR 1		SECTOR 2		SECTOR 3		LAP TIME	MPH	DIFF	TIME OF DAY	
1 -		111.2	45.816	128.8	43.314	114.9	2:18.914	76.93	12.603	14:57:49.604	
2 -	40.492	112.7	45.766	125.9	42.897	112.9	2:09.155	82.75	2.844	14:59:58.759	
3 -	40.155	<b>113.1</b>	45.082	126.3	42.575	112.0	2:07.812	83.62	1.501	15:02:06.571	
4 -	40.291	110.9	44.927	127.8	42.566	111.6	2:07.784	83.64	1.473	15:04:14.355	
5 -	40.005	<b>113.1</b>	44.863	124.9	42.453	111.6	2:07.321	83.94	1.010	15:06:21.676	
6 -	40.046	111.8	44.750	126.6	42.394	112.2	2:07.190	84.03	0.879	15:08:28.866	
7 -	40.118	112.0	44.855	128.3	42.464	112.9	2:07.437	83.86	1.126	15:10:36.303	
<b>8 -</b>	<b>39.934</b>	110.0	<b>44.341</b>	128.5	<b>42.036</b>	114.5	<b>2:06.311 (1)</b>	<b>84.61</b>		<b>15:12:42.614</b>	
9 -	40.134	110.9	44.793	126.8	42.207	111.8	2:07.134 (3)	84.06	0.823	15:14:49.748	
10 -	40.082	110.3	44.633	<b>129.3</b>	42.274	113.7	2:06.989 (2)	84.16	0.678	15:16:56.737	
11 -	39.976	108.0	44.983	128.8	42.214	112.5	2:07.173	84.04	0.862	15:19:03.910	
12 -	40.161	100.9	45.076	125.2	42.070	<b>115.1</b>	2:07.307	83.95	0.996	15:21:11.217	

<b>P21</b>	<b>16</b>	<b>Andrew SAWFORD</b>				Aprilia - St Neots Motorcycle Co Ltd					
IDEAL LAP TIME : 2:06.812		BEST LAP TIME : 2:07.083				DIFFERENCE : 0.271					
LAP	SECTOR 1		SECTOR 2		SECTOR 3		LAP TIME	MPH	DIFF	TIME OF DAY	
1 -		107.8	57.674	127.0	43.064	114.1	2:29.429	71.52	22.346	14:58:00.119	
2 -	40.492	106.6	45.903	127.0	43.019	113.7	2:09.414	82.58	2.331	15:00:09.533	
3 -	40.320	105.1	45.530	127.8	42.143	<b>116.3</b>	2:07.993	83.50	0.910	15:02:17.526	
4 -	40.300	108.9	45.434	<b>128.5</b>	42.397	114.7	2:08.131	83.41	1.048	15:04:25.657	
5 -	40.218	108.4	46.132	123.3	42.985	114.7	2:09.335	82.63	2.252	15:06:34.992	
6 -	40.242	108.9	45.382	127.0	42.316	112.9	2:07.940	83.53	0.857	15:08:42.932	
7 -	40.010	108.5	45.238	128.3	42.410	113.5	2:07.658	83.72	0.575	15:10:50.590	
<b>8 -</b>	<b>39.764</b>	108.5	45.061	127.0	42.258	112.9	<b>2:07.083 (1)</b>	<b>84.10</b>		<b>15:12:57.673</b>	
9 -	39.947	107.3	45.075	<b>128.5</b>	<b>42.101</b>	113.9	2:07.123 (2)	84.07	0.040	15:15:04.796	
10 -	39.889	107.3	45.136	127.5	42.698	115.1	2:07.723	83.68	0.640	15:17:12.519	
11 -	40.554	<b>111.2</b>	<b>44.947</b>	127.3	42.188	114.1	2:07.689	83.70	0.606	15:19:20.208	
12 -	39.921	109.1	45.425	126.1	42.135	113.7	2:07.481 (3)	83.84	0.398	15:21:27.689	

<b>P22</b>	<b>72</b>	<b>Cameron HORSMAN</b>				EE125 - FAB-Racing					
IDEAL LAP TIME :		BEST LAP TIME : 2:08.306				DIFFERENCE :					
LAP	SECTOR 1		SECTOR 2		SECTOR 3		LAP TIME	MPH	DIFF	TIME OF DAY	
1 -		<b>106.1</b>	<b>46.999</b>	<b>129.5</b>	<b>43.686</b>		2:20.867	75.87	12.561	14:57:51.557	
2 -							2:09.971	82.23	1.665	15:00:01.528	
3 -							2:08.706	83.04	0.400	15:02:10.234	
<b>4 -</b>							<b>2:08.306 (1)</b>	<b>83.30</b>		<b>15:04:18.540</b>	
5 -							2:08.670	83.06	0.364	15:06:27.210	
6 -							2:09.174	82.74	0.868	15:08:36.384	
7 -							2:09.157	82.75	0.851	15:10:45.541	
8 -							2:08.311 (2)	83.29	0.005	15:12:53.852	
9 -							2:09.116	82.77	0.810	15:15:02.968	
10 -							2:09.279	82.67	0.973	15:17:12.247	
11 -							2:09.300	82.66	0.994	15:19:21.547	
12 -							2:08.320 (3)	83.29	0.014	15:21:29.867	

<b>P23</b>	<b>87</b>	<b>Jamie EDWARDS</b>				Nykos - Kinpac Racing					
IDEAL LAP TIME : 2:07.658		BEST LAP TIME : 2:08.017				DIFFERENCE : 0.359					
LAP	SECTOR 1		SECTOR 2		SECTOR 3		LAP TIME	MPH	DIFF	TIME OF DAY	
1 -		<b>112.7</b>	45.732	<b>127.5</b>	42.976	<b>113.7</b>	2:18.992	76.89	10.975	14:57:49.682	
2 -	40.833	111.2	46.246	123.3	43.902	108.7	2:10.981	81.60	2.964	15:00:00.663	
3 -	40.736	111.8	46.020	124.2	42.306	111.2	2:09.062	82.81	1.045	15:02:09.725	
4 -	40.449	112.5	45.580	126.3	42.400	111.2	2:08.429 (3)	83.22	0.412	15:04:18.154	
5 -	40.563	112.0	45.774	125.6	43.410	111.6	2:09.747	82.37	1.730	15:06:27.901	

Snetterton 300  
 Circuit Length = 2.9689 miles  
 Start: 14:55 Flag 15:19 End: 15:22

Weather / Track : Bright / Dry

**MCRCB BULLETIN TK263**

**2015 MCE British Superbike Championship - Round 4**

**2015 HEL British Motostar Championship**

**RACE 11 - SECTOR ANALYSIS**

SECTOR 1 = FL to I1, SECTOR 2 = I1 to I2, SECTOR 3 = I2 to FL, DIFF = Difference To Personal Best Lap

6 -	40.504	<b>112.7</b>	45.388	125.6	43.134	110.1	2:09.026	82.83	1.009	15:08:36.927
7 -	40.714	112.2	45.664	124.9	42.992	111.8	2:09.370	82.61	1.353	15:10:46.297
<b>8 -</b>	<b>40.394</b>	110.9	<b>45.278</b>	125.6	42.345	111.8	<b>2:08.017 (1)</b>	<b>83.48</b>		<b>15:12:54.314</b>
9 -	40.633	110.1	45.665	125.6	42.966	110.9	2:09.264	82.68	1.247	15:15:03.578
10 -	40.831	112.0	45.457	125.2	42.763	112.0	2:09.051	82.82	1.034	15:17:12.629
11 -	40.714	111.8	45.575	124.7	<b>41.986</b>	112.5	2:08.275 (2)	83.32	0.258	15:19:20.904
12 -	40.505	110.1	45.717	122.9	42.991	112.2	2:09.213	82.71	1.196	15:21:30.117

<b>P24</b>	<b>34</b>	<b>Liam DELVES</b>				Honda - Crucials Sauce / Banks Racing					
IDEAL LAP TIME : 2:08.172		BEST LAP TIME : 2:08.438				DIFFERENCE : 0.266					

LAP	SECTOR 1		SECTOR 2		SECTOR 3		LAP TIME	MPH	DIFF	TIME OF DAY
1 -		107.8	46.693	124.9	43.691	<b>114.1</b>	2:21.486	75.54	13.048	14:57:52.176
2 -	41.023	105.3	45.847	125.9	43.828	112.9	2:10.698	81.77	2.260	15:00:02.874
3 -	41.171	108.5	45.516	124.0	43.183	109.6	2:09.870	82.29	1.432	15:02:12.744
4 -	<b>40.278</b>	106.8	45.449	<b>126.1</b>	42.930	109.1	2:08.657 (2)	83.07	0.219	15:04:21.401
5 -	40.606	109.2	45.874	123.8	43.345	108.5	2:09.825	82.32	1.387	15:06:31.226
6 -	41.103	108.4	45.787	124.2	43.246	107.2	2:10.136	82.13	1.698	15:08:41.362
7 -	40.396	107.7	46.048	124.7	43.115	111.8	2:09.559 (3)	82.49	1.121	15:10:50.921
<b>8 -</b>	40.544	109.6	<b>45.030</b>	125.6	<b>42.864</b>	109.4	<b>2:08.438 (1)</b>	<b>83.21</b>		<b>15:12:59.359</b>
9 -	41.071	108.2	45.505	125.2	43.217	108.0	2:09.793	82.34	1.355	15:15:09.152
10 -	41.013	<b>109.8</b>	45.666	124.7	42.982	108.4	2:09.661	82.43	1.223	15:17:18.813
11 -	40.726	107.7	45.817	124.7	43.366	108.5	2:09.909	82.27	1.471	15:19:28.722
12 -	40.789	105.6	45.909	124.2	43.284	109.6	2:09.982	82.22	1.544	15:21:38.704

<b>P25</b>	<b>24</b>	<b>Tasia RODINK</b>				Honda - Promemo Racing					
IDEAL LAP TIME : 2:09.243		BEST LAP TIME : 2:09.582				DIFFERENCE : 0.339					

LAP	SECTOR 1		SECTOR 2		SECTOR 3		LAP TIME	MPH	DIFF	TIME OF DAY
1 -		109.4	47.022	<b>129.8</b>	43.519	<b>113.7</b>	2:21.189	75.70	11.607	14:57:51.879
2 -	41.147	<b>111.6</b>	46.744	126.6	43.634	112.7	2:11.525	81.26	1.943	15:00:03.404
3 -	41.045	108.9	46.148	127.5	43.407	112.2	2:10.600	81.83	1.018	15:02:14.004
4 -	<b>40.865</b>	110.7	46.334	126.6	42.906	112.4	2:10.105 (2)	82.14	0.523	15:04:24.109
5 -	41.188	109.8	46.279	125.9	43.093	111.8	2:10.560	81.86	0.978	15:06:34.669
6 -	41.065	107.7	46.267	126.6	42.975	112.7	2:10.307	82.02	0.725	15:08:44.976
7 -	41.017	108.0	46.352	126.6	43.013	111.2	2:10.382	81.97	0.800	15:10:55.358
<b>8 -</b>	41.204	110.0	<b>45.595</b>	127.8	<b>42.783</b>	110.9	<b>2:09.582 (1)</b>	<b>82.48</b>		<b>15:13:04.940</b>
9 -	41.336	110.9	46.071	126.1	44.481	111.2	2:11.888	81.03	2.306	15:15:16.828
10 -	40.902	111.1	46.395	126.3	42.809	112.0	2:10.106 (3)	82.14	0.524	15:17:26.934
11 -	41.177	108.0	46.422	127.3	43.165	112.7	2:10.764	81.73	1.182	15:19:37.698
12 -	41.214	109.2	46.041	126.8	42.874	111.8	2:10.129	82.13	0.547	15:21:47.827

<b>P26</b>	<b>7</b>	<b>Jamie ASHBY</b>				Honda - SP125 / JPA Racing					
IDEAL LAP TIME : 2:09.538		BEST LAP TIME : 2:09.676				DIFFERENCE : 0.138					

LAP	SECTOR 1		SECTOR 2		SECTOR 3		LAP TIME	MPH	DIFF	TIME OF DAY
1 -		110.5	47.013	127.8	44.026	110.5	2:21.004	75.79	11.328	14:57:51.694
2 -	41.031	112.4	46.227	126.6	43.855	112.4	2:11.113	81.51	1.437	15:00:02.807
3 -	41.211	110.5	46.122	127.0	43.920	110.0	2:11.253	81.43	1.577	15:02:14.060
4 -	41.077	110.7	46.099	128.3	43.476	112.4	2:10.652	81.80	0.976	15:04:24.712
5 -	41.109	<b>112.5</b>	46.313	126.1	43.585	<b>112.7</b>	2:11.007	81.58	1.331	15:06:35.719
<b>6 -</b>	<b>40.615</b>	110.7	45.900	128.0	<b>43.161</b>	112.5	<b>2:09.676 (1)</b>	<b>82.42</b>		<b>15:08:45.395</b>
7 -	40.814	111.6	46.337	<b>128.8</b>	43.518	111.2	2:10.669	81.79	0.993	15:10:56.064
8 -	40.773	109.4	<b>45.762</b>	128.0	43.347	110.7	2:09.882 (2)	82.29	0.206	15:13:05.946
9 -	40.921	110.1	46.310	127.3	43.718	112.2	2:10.949	81.62	1.273	15:15:16.895
10 -	40.947	112.0	46.322	125.4	43.354	112.0	2:10.623	81.82	0.947	15:17:27.518
11 -	40.695	109.8	45.976	125.6	43.357	110.1	2:10.028 (3)	82.19	0.352	15:19:37.546
12 -	40.742	110.5	46.047	124.9	43.555	109.4	2:10.344	81.99	0.668	15:21:47.890

<b>P27</b>	<b>11</b>	<b>Stephen CAMPBELL</b>				Honda - Campbell Racing					
IDEAL LAP TIME : 2:09.101		BEST LAP TIME : 2:09.178				DIFFERENCE : 0.077					

LAP	SECTOR 1		SECTOR 2		SECTOR 3		LAP TIME	MPH	DIFF	TIME OF DAY
1 -		111.1	46.635	127.5	43.806	111.4	2:21.212	75.68	12.034	14:57:51.902

Weather / Track : Bright / Dry

Snetterton 300  
Circuit Length = 2.9689 miles  
Start: 14:55 Flag 15:19 End: 15:22

**MCRCB BULLETIN TK263**

**2015 MCE British Superbike Championship - Round 4**

**2015 HEL British Motostar Championship**

**RACE 11 - SECTOR ANALYSIS**

SECTOR 1 = FL to I1, SECTOR 2 = I1 to I2, SECTOR 3 = I2 to FL, DIFF = Difference To Personal Best Lap

2 -	41.232	<b>113.1</b>	48.537	126.8	43.750	111.2	2:13.519	80.04	4.341	15:00:05.421
<b>3 -</b>	<b>40.413</b>	110.0	45.697	125.9	<b>43.068</b>	<b>111.6</b>	<b>2:09.178 (1)</b>	<b>82.73</b>		<b>15:02:14.599</b>
4 -	41.063	111.2	45.675	<b>128.3</b>	43.486	111.4	2:10.224	82.07	1.046	15:04:24.823
5 -	40.551	<b>113.1</b>	46.536	124.9	43.111	111.2	2:10.198	82.09	1.020	15:06:35.021
6 -	40.877	110.3	45.652	124.9	43.358	108.2	2:09.887 <b>(3)</b>	82.28	0.709	15:08:44.908
7 -	41.087	108.7	45.735	125.2	43.580	109.8	2:10.402	81.96	1.224	15:10:55.310
8 -	40.696	109.4	<b>45.620</b>	124.7	43.192	109.2	2:09.508 <b>(2)</b>	82.52	0.330	15:13:04.818
9 -	40.898	110.5	46.189	120.2	45.643	103.7	2:12.730	80.52	3.552	15:15:17.548
10 -	41.759	107.8	48.100	119.6	44.339	104.8	2:14.198	79.64	5.020	15:17:31.746
11 -	42.026	105.8	47.174	120.6	44.837	105.5	2:14.037	79.73	4.859	15:19:45.783
12 -	41.880	105.5	47.200	120.2	44.673	105.1	2:13.753	79.90	4.575	15:21:59.536

<b>P28</b>	<b>13 M3</b>	<b>Sam BURMAN</b>	Honda - WNT / Burman Racing							
IDEAL LAP TIME : 2:11.178		BEST LAP TIME : 2:11.447		DIFFERENCE : 0.269						

LAP	SECTOR 1	SECTOR 2	SECTOR 3	LAP TIME	MPH	DIFF	TIME OF DAY			
1 -	113.5	47.325	<b>130.8</b>	44.203	<b>117.3</b>	2:22.419	75.04	10.972	14:57:53.109	
2 -	<b>41.226</b>	<b>113.7</b>	46.175	128.8	44.363	116.3	2:11.764 <b>(3)</b>	81.11	0.317	15:00:04.873
3 -	41.449	108.2	46.395	129.3	<b>43.892</b>	115.7	2:11.736 <b>(2)</b>	81.13	0.289	15:02:16.609
4 -	41.773	111.2	<b>46.060</b>	129.3	44.544	115.1	2:12.377	80.73	0.930	15:04:28.986
5 -	41.239	111.6	46.890	129.0	44.457	115.7	2:12.586	80.61	1.139	15:06:41.572
6 -	41.412	112.9	46.354	129.5	44.593	113.1	2:12.359	80.75	0.912	15:08:53.931
7 -	41.310	111.8	46.317	129.5	44.200	114.9	2:11.827	81.07	0.380	15:11:05.758
<b>8 -</b>	41.288	110.9	46.145	128.8	44.014	113.7	<b>2:11.447 (1)</b>	<b>81.31</b>		<b>15:13:17.205</b>
9 -	41.442	106.5	47.211	128.8	44.172	113.1	2:12.825	80.46	1.378	15:15:30.030
10 -	41.610	112.4	46.361	128.3	44.138	114.7	2:12.109	80.90	0.662	15:17:42.139
11 -	41.558	109.8	46.487	128.8	44.133	115.1	2:12.178	80.86	0.731	15:19:54.317

<b>P29</b>	<b>9</b>	<b>David WALES</b>	Honda - TAD Racing							
IDEAL LAP TIME : 2:14.385		BEST LAP TIME : 2:15.132		DIFFERENCE : 0.747						

LAP	SECTOR 1	SECTOR 2	SECTOR 3	LAP TIME	MPH	DIFF	TIME OF DAY			
1 -	101.6	47.692	<b>124.0</b>	44.986	110.5	2:24.039	74.20	8.907	14:57:54.729	
<b>2 -</b>	<b>41.919</b>	103.5	<b>47.559</b>	119.6	45.654	<b>111.4</b>	<b>2:15.132 (1)</b>	<b>79.09</b>		<b>15:00:09.861</b>
3 -	42.313	103.5	48.042	121.1	45.484	108.4	2:15.839 <b>(3)</b>	78.68	0.707	15:02:25.700
4 -	42.791	103.7	48.206	122.4	45.738	106.8	2:16.735	78.16	1.603	15:04:42.435
5 -	43.170	<b>107.3</b>	47.803	122.2	46.063	108.9	2:17.036	77.99	1.904	15:06:59.471
6 -	42.784	105.8	47.936	122.4	45.936	106.5	2:16.656	78.21	1.524	15:09:16.127
7 -	42.757	103.4	48.062	122.2	45.342	108.2	2:16.161	78.49	1.029	15:11:32.288
8 -	42.126	101.2	48.102	122.2	<b>44.907</b>	107.8	2:15.135 <b>(2)</b>	79.09	0.003	15:13:47.423
9 -	43.713	103.8	48.102	122.0	46.250	108.5	2:18.065	77.41	2.933	15:16:05.488
10 -	42.660	102.2	47.658	122.2	45.896	109.8	2:16.214	78.46	1.082	15:18:21.702
11 -	42.678	101.5	49.292	117.3	46.587	105.1	2:18.557	77.13	3.425	15:20:40.259

<b>P30</b>	<b>35 M3</b>	<b>Elliot LODGE</b>	Honda - Essential Team Racing / SP125							
IDEAL LAP TIME : 2:02.478		BEST LAP TIME : 2:02.819		DIFFERENCE : 0.341						

LAP	SECTOR 1	SECTOR 2	SECTOR 3	LAP TIME	MPH	DIFF	TIME OF DAY			
1 -	<b>116.5</b>	43.734	<b>133.6</b>	40.924	<b>121.7</b>	2:12.068	80.92	9.249	14:57:42.758	
2 -	38.534	111.2	43.658	<b>133.6</b>	<b>40.831</b>	120.0	2:03.023 <b>(2)</b>	86.87	0.204	14:59:45.781
3 -	<b>38.403</b>	112.5	43.445	133.1	41.237	119.1	2:03.085 <b>(3)</b>	86.83	0.266	15:01:48.866
<b>4 -</b>	38.623	116.1	<b>43.244</b>	132.6	40.952	117.1	<b>2:02.819 (1)</b>	<b>87.02</b>		<b>15:03:51.685</b>
5 -	38.635	116.3	43.868	130.0	41.160	115.7	2:03.663	86.42	0.844	15:05:55.348
6 -	38.756	<b>116.5</b>	44.337	129.5	42.100	115.3	2:05.193	85.37	2.374	15:08:00.541
7 -	38.917	115.5	43.729	130.5	41.165	119.1	2:03.811	86.32	0.992	15:10:04.352
8 -	38.547	112.9	43.656	131.5	41.243	118.7	2:03.446	86.58	0.627	15:12:07.798
9 -	38.715	110.3	43.766	132.1	41.233	117.9	2:03.714	86.39	0.895	15:14:11.512
10 -	39.063	112.9	43.647	132.8	41.211	118.5	2:03.921	86.24	1.102	15:16:15.433
11 -	38.972	114.5	43.324	132.3	41.684	117.1	2:03.980	86.20	1.161	15:18:19.413

<b>P31</b>	<b>27 M3</b>	<b>Georgina POLDEN</b>	KTM - RS Racing							
IDEAL LAP TIME : 2:02.885		BEST LAP TIME : 2:03.145		DIFFERENCE : 0.260						

LAP	SECTOR 1	SECTOR 2	SECTOR 3	LAP TIME	MPH	DIFF	TIME OF DAY
-----	----------	----------	----------	----------	-----	------	-------------

Weather / Track : Bright / Dry

Snetterton 300  
 Circuit Length = 2.9689 miles  
 Start: 14:55 Flag 15:19 End: 15:22

# MCRCB BULLETIN TK263

## 2015 MCE British Superbike Championship - Round 4

### 2015 HEL British Motostar Championship

#### RACE 11 - SECTOR ANALYSIS

SECTOR 1 = FL to I1, SECTOR 2 = I1 to I2, SECTOR 3 = I2 to FL, DIFF = Difference To Personal Best Lap

1 -		109.2	44.739	132.3	41.644	120.2	2:10.838	81.68	7.693	14:57:41.528
2 -	39.018	106.3	43.884	<b>135.0</b>	41.041	121.3	2:03.943	86.23	0.798	14:59:45.471
<b>3 -</b>	<b>38.515</b>	111.6	43.438	132.3	41.192	120.6	<b>2:03.145 (1)</b>	<b>86.79</b>		<b>15:01:48.616</b>
4 -	38.794	<b>112.9</b>	43.736	134.4	40.963	121.5	2:03.493	86.54	0.348	15:03:52.109
5 -	38.882	109.1	44.119	131.3	41.296	119.1	2:04.297	85.98	1.152	15:05:56.406
6 -	38.914	110.5	43.979	132.8	41.420	118.1	2:04.313	85.97	1.168	15:08:00.719
7 -	38.838	112.0	43.571	<b>135.0</b>	<b>40.944</b>	120.0	2:03.353 <b>(2)</b>	86.64	0.208	15:10:04.072
8 -	38.538	109.8	43.842	134.4	41.109	119.1	2:03.489	86.55	0.344	15:12:07.561
9 -	38.685	108.5	43.814	132.6	40.985	118.9	2:03.484 <b>(3)</b>	86.55	0.339	15:14:11.045
10 -	38.953	109.6	43.865	130.8	41.362	118.9	2:04.180	86.06	1.035	15:16:15.225
11 -	39.139	107.2	<b>43.426</b>	132.1	41.769	<b>122.0</b>	2:04.334	85.96	1.189	15:18:19.559

#### P32 47 M3 Jake ARCHER

Honda - RS Racing

IDEAL LAP TIME : 2:00.898

BEST LAP TIME : 2:01.037

DIFFERENCE : 0.139

LAP	SECTOR 1	SECTOR 2	SECTOR 3	LAP TIME	MPH	DIFF	TIME OF DAY			
1 -	108.9	43.581	135.0	41.264	<b>123.5</b>	2:09.624	82.45	8.587	14:57:40.314	
2 -	38.551	109.4	43.296	132.8	40.959	<b>123.5</b>	2:02.806	87.03	1.769	14:59:43.120
3 -	38.660	107.0	43.076	133.6	40.853	120.9	2:02.589	87.18	1.552	15:01:45.709
4 -	37.999	112.0	43.004	135.5	<b>40.410</b>	120.2	2:01.413 <b>(3)</b>	88.03	0.376	15:03:47.122
5 -	<b>37.862</b>	115.1	42.755	134.7	40.615	118.7	2:01.232 <b>(2)</b>	88.16	0.195	15:05:48.354
<b>6 -</b>	37.955	<b>115.5</b>	<b>42.626</b>	<b>135.8</b>	40.456	119.4	<b>2:01.037 (1)</b>	<b>88.30</b>		<b>15:07:49.391</b>

#### P33 97 Adam MOORE

KTM - Cresswell Racing

IDEAL LAP TIME : 2:10.324

BEST LAP TIME : 2:10.324

DIFFERENCE : 0.000

LAP	SECTOR 1	SECTOR 2	SECTOR 3	LAP TIME	MPH	DIFF	TIME OF DAY			
1 -	101.8	47.214	<b>122.9</b>	44.133	107.8	2:23.062	74.70	12.738	14:57:53.752	
2 -	41.338	<b>108.9</b>	46.533	120.9	43.866	<b>111.6</b>	2:11.737 <b>(2)</b>	81.13	1.413	15:00:05.489
3 -	41.209	105.8	46.699	121.3	43.898	106.6	2:11.806 <b>(3)</b>	81.08	1.482	15:02:17.295
4 -	41.585	107.7	46.071	122.6	44.151	104.8	2:11.807	81.08	1.483	15:04:29.102
5 -	41.515	107.7	46.603	119.4	43.864	105.8	2:11.982	80.98	1.658	15:06:41.084
<b>6 -</b>	<b>41.085</b>	106.8	<b>45.975</b>	120.0	<b>43.264</b>	104.8	<b>2:10.324 (1)</b>	<b>82.01</b>		<b>15:08:51.408</b>

#### P34 20 M3 Joel MARKLUND

Honda - Marklund Solutions

IDEAL LAP TIME : 2:05.230

BEST LAP TIME : 2:05.710

DIFFERENCE : 0.480

LAP	SECTOR 1	SECTOR 2	SECTOR 3	LAP TIME	MPH	DIFF	TIME OF DAY			
1 -	115.1	44.951	<b>134.7</b>	41.986	<b>120.0</b>	2:16.074	78.54	10.364	14:57:46.764	
2 -	39.473	<b>115.5</b>	45.167	133.1	<b>41.470</b>	<b>120.0</b>	2:06.110 <b>(2)</b>	84.75	0.400	14:59:52.874
<b>3 -</b>	<b>39.363</b>	114.1	<b>44.397</b>	134.2	41.950	119.4	<b>2:05.710 (1)</b>	<b>85.02</b>		<b>15:01:58.584</b>

#### P35 70 Ryan LONGSHAW

Honda - RCD Motorsport

IDEAL LAP TIME : 2:09.756

BEST LAP TIME :

DIFFERENCE :

LAP	SECTOR 1	SECTOR 2	SECTOR 3	LAP TIME	MPH	DIFF	TIME OF DAY		
1 -	113.3	46.553	<b>131.8</b>	<b>43.446</b>	<b>114.3</b>	2:18.775	77.01		14:57:49.465

**MCRCB BULLETIN TK264****2015 MCE British Superbike Championship - Round 4****2015 HEL British Motostar Championship****RACE 11 - BEST SPEEDS**

POS	INTERMEDIATE 1			INTERMEDIATE 2			FINISH LINE		
	NO	NAME	MPH	NO	NAME	MPH	NO	NAME	MPH
1	6	TAYLOR	120.4	6	TAYLOR	137.7	95	DEROUE	124.5
2	95	DEROUE	119.8	52	BOERBOOM	136.6	52	BOERBOOM	124.2
3	26	SAEZ	118.9	95	DEROUE	136.3	6	TAYLOR	124.0
4	52	BOERBOOM	118.5	26	SAEZ	136.1	47	ARCHER	123.5
5	71	BEINLICH	118.3	77	PERSSON	136.1	27	POLDEN	122.0
6	1	RENDELL	118.1	47	ARCHER	135.8	35	LODGE	121.7
7	62	VAN DER VALK	117.1	27	POLDEN	135.0	71	BEINLICH	121.1
8	86	NESBITT	117.1	86	NESBITT	135.0	86	NESBITT	121.1
9	35	LODGE	116.5	20	MARKLUND	134.7	26	SAEZ	120.9
10	74	THOMPSON	116.3	35	LODGE	133.6	77	PERSSON	120.2
11	77	PERSSON	116.3	42	SLOOTEN	133.6	20	MARKLUND	120.0
12	98	DE VRIES	116.3	2	THOMAS	133.4	74	THOMPSON	119.8
13	42	SLOOTEN	116.1	74	THOMPSON	133.4	1	RENDELL	119.6
14	20	MARKLUND	115.5	71	BEINLICH	132.3	42	SLOOTEN	119.6
15	47	ARCHER	115.5	70	LONGSHAW	131.8	44	BEST	118.7
16	2	THOMAS	115.3	65	OWENS	131.0	2	THOMAS	117.9
17	65	OWENS	114.9	1	RENDELL	130.8	62	VAN DER VALK	117.7
18	8	TOMS	114.5	13	BURMAN	130.8	13	BURMAN	117.3
19	44	BEST	114.5	21	KERR	130.5	98	DE VRIES	116.7
20	70	LONGSHAW	113.9	98	DE VRIES	130.0	25	BROUWERS	116.5
21	13	BURMAN	113.7	24	RODINK	129.8	16	SAWFORD	116.3
22	21	KERR	113.7	25	BROUWERS	129.5	8	TOMS	115.9
23	25	BROUWERS	113.3	62	VAN DER VALK	129.5	21	KERR	115.9
24	3	CLAYTON	113.1	72	HORSMAN	129.5	3	CLAYTON	115.7
25	11	CAMPBELL	113.1	17	JONKER	129.3	17	JONKER	115.1
26	17	JONKER	113.1	7	ASHBY	128.8	65	OWENS	114.7
27	27	POLDEN	112.9	44	BEST	128.8	70	LONGSHAW	114.3
28	87	EDWARDS	112.7	16	SAWFORD	128.5	34	DELVES	114.1
29	7	ASHBY	112.5	3	CLAYTON	128.3	24	RODINK	113.7
30	24	RODINK	111.6	11	CAMPBELL	128.3	87	EDWARDS	113.7
31	16	SAWFORD	111.2	8	TOMS	127.8	7	ASHBY	112.7
32	34	DELVES	109.8	87	EDWARDS	127.5	11	CAMPBELL	111.6
33	97	MOORE	108.9	34	DELVES	126.1	97	MOORE	111.6
34	9	WALES	107.3	9	WALES	124.0	9	WALES	111.4
35	72	HORSMAN	106.1	97	MOORE	122.9			

Weather / Track : Bright / Dry

Snetterton 300

Circuit Length = 2.9689 miles

Start: 14:55 Flag 15:19 End: 15:22

Results can be found at [www.tsl-timing.com](http://www.tsl-timing.com)

Printed - 15:25 Sunday, 21 June 2015

# MCRCB BULLETIN TK265

## 2015 MCE British Superbike Championship - Round 4

### 2015 HEL British Motostar Championship

#### RACE 11 - BEST SECTORS

SECTOR 1			SECTOR 2			SECTOR 3			IDEAL / BEST COMPARISON						
POS	NO	NAME	TIME	NO	NAME	TIME	NO	NAME	TIME	POS	NO	NAME	IDEAL	BEST	DIFF
													<b>PERFECT LAP</b>	<b>1:59.834</b>	
1	6	TAYLOR	37.593	6	TAYLOR	42.325	95	DEROUE	39.916	1	95	DEROUE	2:00.214	2:00.214	0.000
2	95	DEROUE	37.760	95	DEROUE	42.538	1	RENDELL	40.141	2	6	TAYLOR	2:00.325	2:00.409	0.084
3	47	ARCHER	37.862	1	RENDELL	42.610	26	SAEZ	40.273	3	1	RENDELL	2:00.666	2:00.737	0.071
4	1	RENDELL	37.915	47	ARCHER	42.626	86	NESBITT	40.357	4	47	ARCHER	2:00.898	2:01.037	0.139
5	86	NESBITT	38.006	86	NESBITT	42.939	6	TAYLOR	40.407	5	86	NESBITT	2:01.302	2:01.828	0.526
6	71	BEINLICH	38.008	52	BOERBOOM	42.957	47	ARCHER	40.410	6	26	SAEZ	2:01.496	2:01.812	0.316
7	52	BOERBOOM	38.014	71	BEINLICH	43.035	52	BOERBOOM	40.547	7	52	BOERBOOM	2:01.518	2:01.768	0.250
8	77	PERSSON	38.031	26	SAEZ	43.047	77	PERSSON	40.555	8	77	PERSSON	2:01.646	2:02.110	0.464
9	26	SAEZ	38.176	77	PERSSON	43.060	71	BEINLICH	40.719	9	71	BEINLICH	2:01.762	2:01.866	0.104
10	62	VAN DER VALK	38.370	35	LODGE	43.244	62	VAN DER VALK	40.826	10	35	LODGE	2:02.478	2:02.819	0.341
11	35	LODGE	38.403	27	POLDEN	43.426	35	LODGE	40.831	11	62	VAN DER VALK	2:02.788	2:02.957	0.169
12	27	POLDEN	38.515	62	VAN DER VALK	43.592	27	POLDEN	40.944	12	27	POLDEN	2:02.885	2:03.145	0.260
13	74	THOMPSON	38.768	74	THOMPSON	43.638	25	BROUWERS	40.966	13	74	THOMPSON	2:03.595	2:03.961	0.366
14	42	SLOOTEN	38.844	44	BEST	43.710	2	THOMAS	41.074	14	25	BROUWERS	2:03.768	2:04.519	0.751
15	2	THOMAS	38.982	42	SLOOTEN	43.712	74	THOMPSON	41.189	15	42	SLOOTEN	2:03.841	2:04.003	0.162
16	25	BROUWERS	38.988	25	BROUWERS	43.814	44	BEST	41.250	16	2	THOMAS	2:04.054	2:04.841	0.787
17	98	DE VRIES	38.995	65	OWENS	43.984	42	SLOOTEN	41.285	17	44	BEST	2:04.101	2:04.780	0.679
18	65	OWENS	39.077	2	THOMAS	43.998	65	OWENS	41.287	18	65	OWENS	2:04.348	2:04.983	0.635
19	44	BEST	39.141	98	DE VRIES	44.004	98	DE VRIES	41.396	19	98	DE VRIES	2:04.395	2:04.419	0.024
20	20	MARKLUND	39.363	17	JONKER	44.341	20	MARKLUND	41.470	20	20	MARKLUND	2:05.230	2:05.710	0.480
21	21	KERR	39.621	20	MARKLUND	44.397	21	KERR	41.882	21	21	KERR	2:06.020	2:06.135	0.115
22	16	SAWFORD	39.764	21	KERR	44.517	87	EDWARDS	41.986	22	17	JONKER	2:06.311	2:06.311	0.000
23	8	TOMS	39.809	8	TOMS	44.533	3	CLAYTON	41.991	23	3	CLAYTON	2:06.453	2:06.662	0.209
24	3	CLAYTON	39.815	3	CLAYTON	44.647	17	JONKER	42.036	24	16	SAWFORD	2:06.812	2:07.083	0.271
25	17	JONKER	39.934	16	SAWFORD	44.947	16	SAWFORD	42.101	25	8	TOMS	2:06.948	2:07.048	0.100
26	70	LONGSHAW	39.940	34	DELVES	45.030	8	TOMS	42.606	26	87	EDWARDS	2:07.658	2:08.017	0.359
27	34	DELVES	40.278	87	EDWARDS	45.278	24	RODINK	42.783	27	34	DELVES	2:08.172	2:08.438	0.266
28	87	EDWARDS	40.394	24	RODINK	45.595	34	DELVES	42.864	28	11	CAMPBELL	2:09.101	2:09.178	0.077
29	11	CAMPBELL	40.413	11	CAMPBELL	45.620	11	CAMPBELL	43.068	29	24	RODINK	2:09.243	2:09.582	0.339
30	7	ASHBY	40.615	7	ASHBY	45.762	7	ASHBY	43.161	30	7	ASHBY	2:09.538	2:09.676	0.138
31	24	RODINK	40.865	97	MOORE	45.975	97	MOORE	43.264	31	70	LONGSHAW	2:09.756		
32	97	MOORE	41.085	13	BURMAN	46.060	70	LONGSHAW	43.446	32	97	MOORE	2:10.324	2:10.324	0.000
33	13	BURMAN	41.226	70	LONGSHAW	46.370	72	HORSMAN	43.686	33	13	BURMAN	2:11.178	2:11.447	0.269
34	9	WALES	41.919	72	HORSMAN	46.999	13	BURMAN	43.892	34	9	WALES	2:14.385	2:15.132	0.747
35				9	WALES	47.559	9	WALES	44.907	35	72	HORSMAN		2:08.306	

Weather / Track : Bright / Dry

Snetterton 300

Circuit Length = 2.9689 miles

Start: 14:55 Flag 15:19 End: 15:22

Results can be found at [www.tsl-timing.com](http://www.tsl-timing.com)

Printed - 15:25 Sunday, 21 June 2015

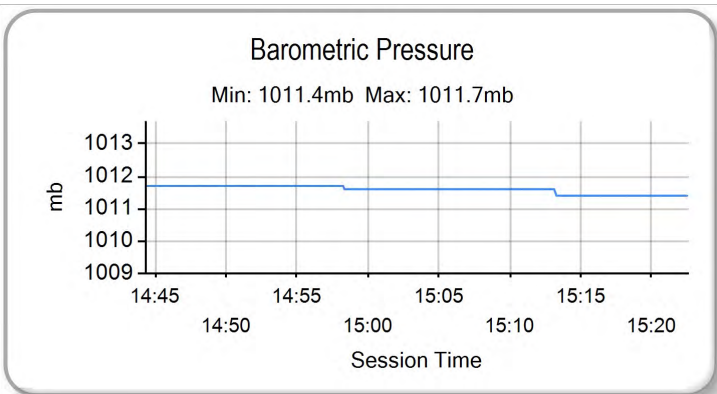
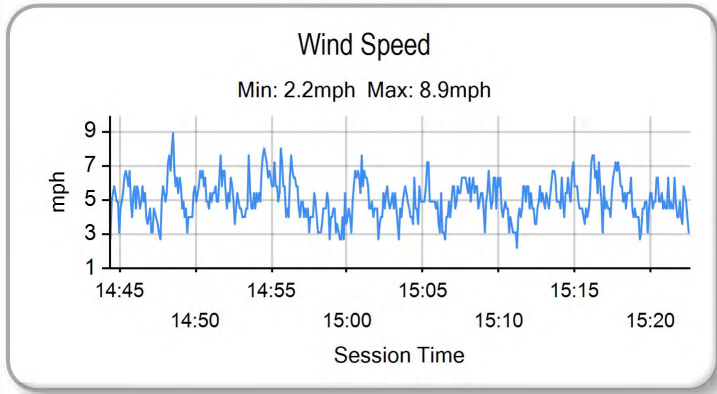
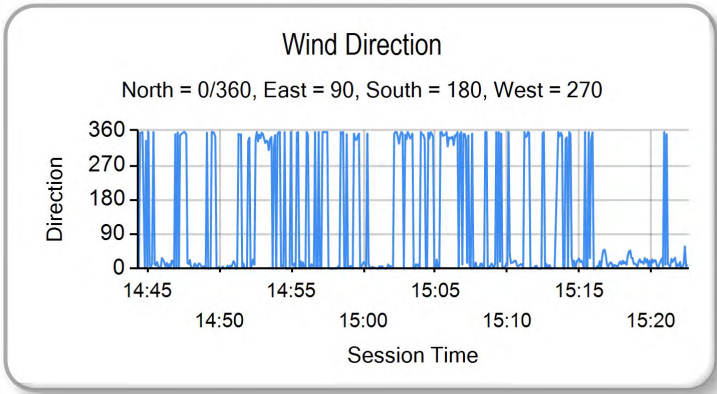
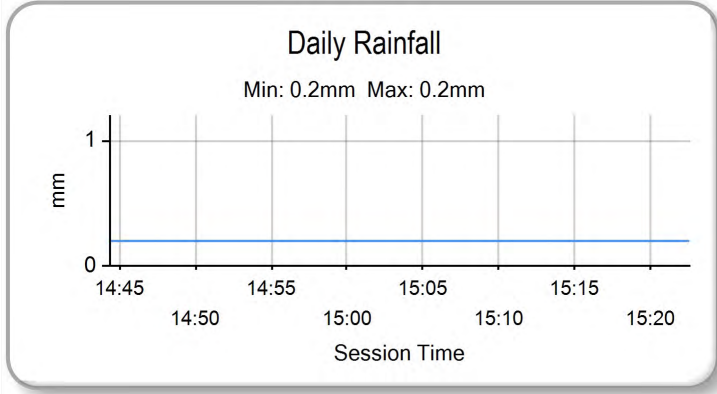
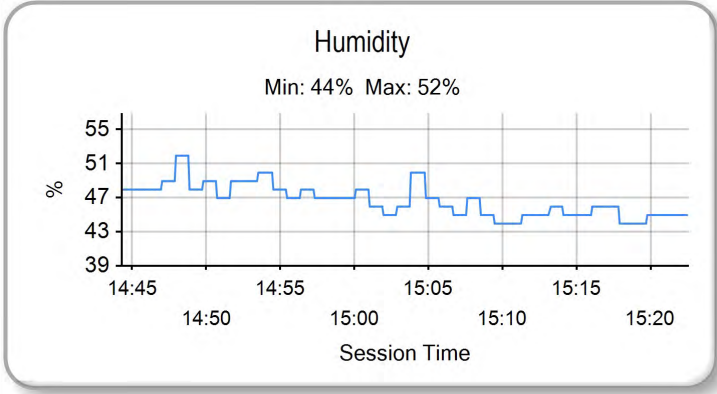
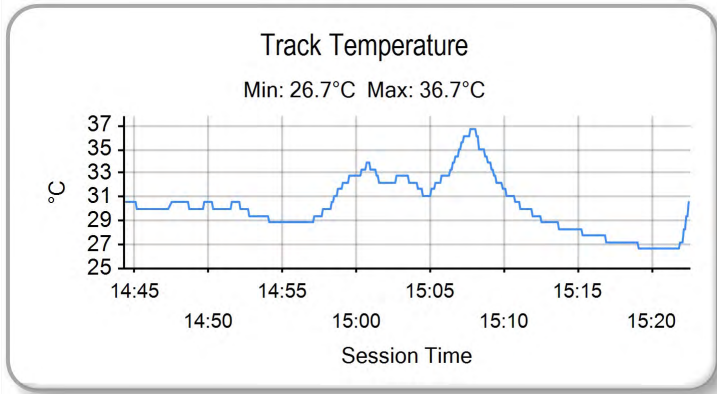
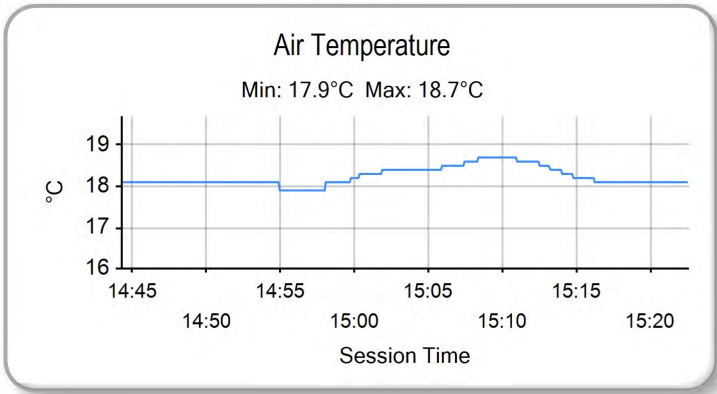


# MCRCB BULLETIN TK266

## 2015 MCE British Superbike Championship - Round 4

### 2015 HEL British Motostar Championship

#### RACE 11 - WEATHER CONDITIONS



Weather / Track : Bright / Dry

Results can be found at [www.tsl-timing.com](http://www.tsl-timing.com)

Snetterton 300  
Circuit Length = 2.9689 miles  
Start: 14:55 Flag 15:19 End: 15:22

Printed - 15:25 Sunday, 21 June 2015

**MCRCB BULLETIN TK267**

**2015 HEL Performance British Motostar Championship**

**MOTO 3 POINTS AFTER ROUND 7**

	<b>TOTAL</b>	<b>GAP</b>	<b>DIFF</b>	<b>4th-6th April</b>	<b>Donington Park</b>	<b>17th-19th April</b>	<b>Brands Hatch Indy</b>	<b>2nd-4th May Oulton Park</b>	<b>19th-21st June</b>	<b>Snetterton</b>	<b>3rd-5th July</b>	<b>Knockhill</b>	<b>17th-19th July</b>	<b>Brands Hatch GP</b>	<b>31st July-2nd August</b>	<b>Thruxton</b>	<b>21st-23rd August</b>	<b>Cadwell Park</b>	<b>4th-6th September</b>	<b>Oulton Park</b>	<b>18th-20th September</b>	<b>Assen</b>	<b>2nd-4th October</b>	<b>Silverstone</b>	<b>16th-18th October</b>	<b>Brands Hatch - GP</b>
Taz TAYLOR	131			20 16	25 20	25		25																		
Scott DEROUE	128	3			25	20 25	13	25 20																		
Edward RENDELL	113	18	15	16 13	16 16	20	16 16																			
Dani SAEZ	64	67	49		11	8 9	8	20 8																		
Alex PERSSON	58	73	6			9 11	16	13 9																		
Jorel BOERBOOM	56	75	2		10	10 13	10		13																	
Charlie NESBITT	49	82	7		8	13		7	10 11																	
Christoph BEINLICH	46	85	3			11 10	4	11 10																		
Brad RAY	45	86	1	25 20																						
Elliot LODGE	39	92	6	8 6	5 5	6	9																			
Brian SLOOTEN	39	92	0	7 7	4 7	3	5 6																			
Georgina POLDEN	38	93	1	13		8 9	8																			
Joe THOMAS	32	99	6	11 9	2 4	2	2 2																			
Joseph THOMPSON	30	101	2	10 5	3			7 5																		
Vasco VAN DER VALK	28	103	2	9 4	1 2	1	4 7																			
Jake ARCHER	27	104	1		3	7 6	11																			
Joel MARKLUND	17	114	10	6		6	5																			
Mike BROUWERS	13	118	4	3		1		6 3																		
Tomas DE VRIES	10	121	3	5 1				3 1																		
Edmund BEST	6	125	4		2				4																	
Richard KERR	4	127	2	4																						
Asher DURHAM	3	128	1			3																				
TJ TOMS	1	130	2						1																	

**MCRCB BULLETIN TK268**

**2015 HEL Performance British Motostar Championship  
125GP POINTS AFTER ROUND 7**

	TOTAL	GAP	DIFF	4th-6th April	Donington Park	17th-19th April	Brands Hatch Indy	2nd-4th May Oulton Park	19th-21st June	Snetterton	3rd-5th July	Knockhill	17th-19th July	Brands Hatch GP	31st July-2nd August	Thruxton	21st-23rd August	Cadwell Park	4th-6th September	Oulton Park	18th-20th September	Assen	2nd-4th October	Silverstone	16th-18th October	Brands Hatch - GP	
Josh OWENS	160			10 25	25 25	25	25	25	25	25																	
Andrew SAWFORD	107	53		25 20	20	16	13	13																			
Mark CLAYTON	105	55	2	16 10	16 13	20	10	20																			
Wesley JONKER	95	65	10	13 16	9 10	11	20	16																			
Ryan LONGSHAW	88	72	7	20 9	10 20	13	16																				
Jamie EDWARDS	74	86	14	4 11	13 16	9	11	10																			
Liam DELVES	65	95	9	11 13	7 8	10	7	9																			
Tasia RODINK	56	104	9	8 8	11 7	5	9	8																			
Jamie ASHBY	45	115	11	7 6	5 6	6	8	7																			
Stephen CAMPBELL	41	119	4	9	8 11	7	6																				
Cameron HORSMAN	33	127	8	6 7	9	11																					
Louis VALLELEY	19	141	14	5	6	8																					
Adam MOORE	14	146	5	3	5	6																					
David WALES	10	150	4			5	5																				
Bryn OWEN	5	155	5	5																							