



MOTOSTAR

Round 12
Brands Hatch GP

17th – 19th October 2014



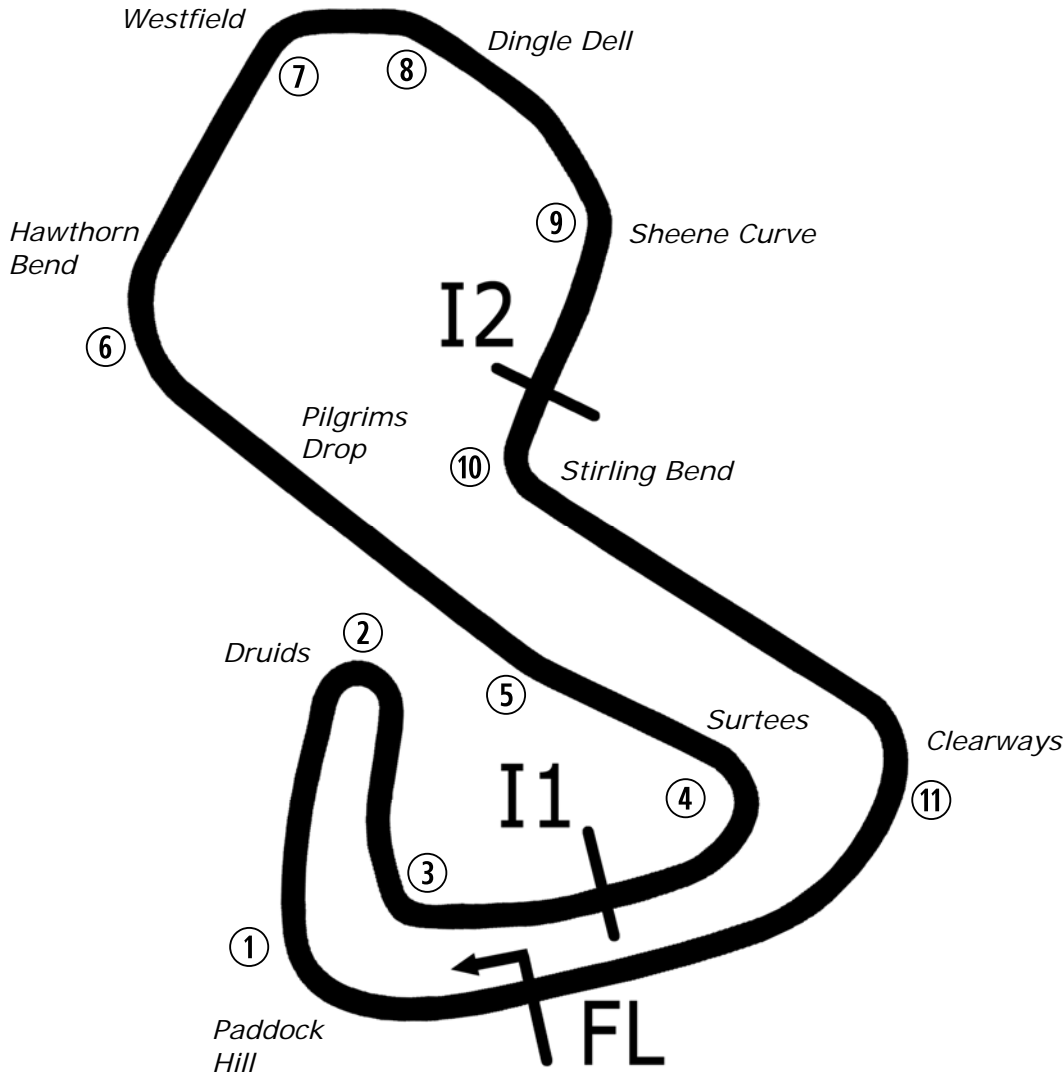
Results Provided by Timing Solutions Ltd
www.tsl-timing.com

Brands Hatch GP

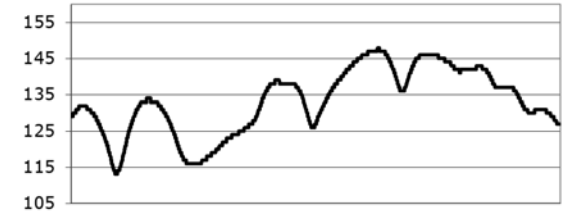


SPORTS TIMING

TIMING SOLUTIONS LTD



Circuit Altitude (m)



Length	2.4332 miles	3916.0 m	
FL		51.36032 N	0.26032 E
I1	1116m	51.35934 N	0.25955 E
I2	2928m	51.35532 N	0.26250 E
Pit Entry	3646m	51.35911 N	0.25743 E
Pit Exit	83m after FL	51.36017 N	0.26051 E
Pit Entry–Pit Exit 332m, 19.9s @60kph, 14.9s @80kph			

Lap Records		Best Sector Information					
		Sector 1	S1 Trap (mph)	Sector 2	S2 Trap (mph)	Sector 3	F/L Trap (mph)
Superbike	1:25.426	27.110	131.5	37.852	102.2	19.931	166.9
Supersport	1:28.085	27.760	123.3	39.048	101.2	20.681	156.8
Superstock 1000	1:27.643	27.950	125.4	39.065	100.6	20.458	162.1
Superstock 600	1:30.579	28.473	119.4	40.131	98.0	21.277	149.8
Motostar	1:33.989	28.976	108.8	41.262	96.6	22.431	129.8
F1 Sidecar	1:30.582	28.364	117.5	39.829	102.4	21.476	138.9
Triumph TC	1:31.336	28.818	116.1	40.785	94.7	21.558	147.1
Ducati Cup	1:30.796	28.642	117.5	40.382	97.3	21.415	147.4

All results available at www.tsl-timing.com



POS	NO	CL	PIC NAME	ENTRY	TIME	ON	LAPS	GAP	DIFF	MPH
1	28		1 Bradley RAY	EE125 - FAB-Racing	1:47.292	7	11			81.64
2	66	M3	1 Joe IRVING	KTM - Redline KTM	1:47.646	7	7	0.354	0.354	81.37
3	36	M3	2 Jayson URIBE	Honda - FPW Racing / RSR	1:48.976	10	10	1.684	1.330	80.38
4	12		2 Edward RENDELL	Honda - Banks Racing	1:50.219	8	10	2.927	1.243	79.47
5	86	M3	3 Charlie NESBITT	Repli-Cast - Repli-Cast UK	1:51.121	8	11	3.829	0.902	78.83
6	6		3 Taz TAYLOR	Luyten Honda - FPW Racing / Hookless Holidays	1:51.469	8	8	4.177	0.348	78.58
7	34	M3	4 Jordan WEAIVING	KTM - Jordan Racing / Burkert	1:52.523	6	6	5.231	1.054	77.84
8	42	M3	5 James HOBSON	KTM - Two 4 Motorsport with RS Racing	1:53.189	10	10	5.897	0.666	77.39
9	127		4 Georgina POLDEN	Honda - RS Racing	1:53.323	8	10	6.031	0.134	77.29
10	90		5 Greg GREENWOOD	Luyten Honda - FPW Racing	1:53.627	7	10	6.335	0.304	77.09
11	74	M3	6 Joe THOMPSON	Repli-Cast - Repli-Cast UK	1:53.912	11	11	6.620	0.285	76.90
12	25	M3	7 Mike BROUWERS	Honda - Joma / Brouwers Racing Team	1:54.072	8	10	6.780	0.160	76.79
13	26	M3	8 Jorel BOERBOOM	Suter Honda - RV Racing	1:55.281	8	8	7.989	1.209	75.98
14	64	M3	9 Asher DURHAM	Honda - Century 21 / Cresswell Racing	1:55.529	8	10	8.237	0.248	75.82
15	35		6 Elliot LODGE	Honda - SP125 / Spike Racing	1:55.576	9	9	8.284	0.047	75.79
16	47		7 Jake ARCHER	Honda - Jake Archer Racing	1:56.211	8	11	8.919	0.635	75.37
17	4		8 Louis VALLELEY	KTM - Century 21 / Cresswell Racing	1:57.184	10	10	9.892	0.973	74.75
18	84		9 Daniel HERMANSSON	TSR Luyten - FPW Racing	1:57.257	8	10	9.965	0.073	74.70

QUALIFYING LAPTIME (110.0% of 1:47.292) = 1:58.021

19	57		10 Simon LOW	KTM - Century 21 / Cresswell Racing	1:58.041	8	9	10.749	0.784	74.21
20	88		11 Wesley JONKER	Honda - Racing Family	1:59.340	8	9	12.048	1.299	73.40
21	19		12 Kai JOHNSON	Aprilia - Kinpac Racing	1:59.421	8	9	12.129	0.081	73.35
22	13	M3	10 Sam BURMAN	Honda - WNT / Burman Racing	2:00.632	6	9	13.340	1.211	72.61
23	100		13 Stephen CAMPBELL	Honda - Campbell Racing	2:01.743	10	10	14.451	1.111	71.95
24	27	M3	11 Cat GREEN	Honda - Redline Racing	2:02.432	8	9	15.140	0.689	71.54
25	44		14 Jake BAYFORD	Honda - SGR Racing	2:02.606	6	6	15.314	0.174	71.44
26	124		15 Tasia RODINK	Honda - Promemo Racing	2:02.893	7	9	15.601	0.287	71.28
27	43		16 Arnie SHELTON	Honda - e3 Motorsport with Shelton Racing	2:04.376	4	4	17.084	1.483	70.43
28	99		17 Miguel CORREIA-LOURENCO	Honda - Racing Team Noord Nederland	2:06.943	6	6	19.651	2.567	69.00
29	7		18 Jamie ASHBY	Honda - JPA Racing / SP125	2:09.887	5	5	22.595	2.944	67.44
30	39		19 Scout FLETCHER	Honda - Team BSP Honda			1			
31	79	M3	12 Chris TAYLOR	Honda - Elevator Saddles & Bridles			1			

Brands Hatch GP

Circuit Length = 2.4332 miles

Start: 09:10 Flag 09:30 End: 09:32

Weather / Track : Sunny / Wet

These results are provisional until the conclusion of any judicial and technical matters.

Race Director :	Stewards :	Timekeeper :
-----------------	------------	--------------

Results can be found at www.britishsuperbike.com

Printed - 09:33 Friday, 17 October 2014



MCRCB BULLETIN TK002

2014 MCE British Superbike Championship - Round 12

2014 Motul British Motostar Championship

FREE PRACTICE 1 - SECTOR ANALYSIS

SECTOR 1 = FL to I1, SECTOR 2 = I1 to I2, SECTOR 3 = I2 to FL, DIFF = Difference To Personal Best Lap

P1 28		Bradley RAY					EE125 - FAB-Racing				
IDEAL LAP TIME : 1:47.292		BEST LAP TIME : 1:47.292					DIFFERENCE : 0.000				
LAP	SECTOR 1	SECTOR 2		SECTOR 3		LAP TIME	MPH	DIFF	TIME OF DAY		
1 -	OUTLAP	87.6	51.958	73.1	27.070	118.3	2:00.526	72.68	13.234	09:12:05.217	
2 -	36.834	93.5	50.591	76.6	26.576	118.5	1:54.001	76.84	6.709	09:13:59.218	
3 -	36.315	95.0	49.589	76.7	26.602	117.9	1:52.506	77.86	5.214	09:15:51.724	
4 -	35.847	92.9	49.047	79.6	25.964	118.7	1:50.858	79.01	3.566	09:17:42.582	
5 -	35.393	96.6	49.890	70.9	26.792	118.5	1:52.075	78.16	4.783	09:19:34.657	
6 -	35.275	93.7	48.152	83.2	25.392	119.8	1:48.819	80.49	1.527	09:21:23.476	
7 -	34.571	97.5	47.531	84.4	25.190	122.0	1:47.292 (1)	81.64		09:23:10.768	
8 -	36.142	93.5	48.455	82.3	25.552	120.0	1:50.149	79.52	2.857	09:25:00.917	
9 -	34.817	96.0	47.693	82.1	25.367	119.8	1:47.877 (3)	81.20	0.585	09:26:48.794	
10 -	35.382	95.5	48.964	80.9	25.615	118.7	1:49.961	79.66	2.669	09:28:38.755	
11 -	34.848	97.5	47.576	83.7	25.196	120.0	1:47.620 (2)	81.39	0.328	09:30:26.375	

P2 66 M3		Joe IRVING					KTM - Redline KTM				
IDEAL LAP TIME : 1:47.646		BEST LAP TIME : 1:47.646					DIFFERENCE : 0.000				
LAP	SECTOR 1	SECTOR 2		SECTOR 3		LAP TIME	MPH	DIFF	TIME OF DAY		
1 -	OUTLAP	82.9	52.144	65.9	26.632	122.6	1:57.309	74.67	9.663	09:12:15.399	
2 -	35.414	94.6	50.486	67.5	25.717	122.0	1:51.617	78.48	3.971	09:14:07.016	
3 -	34.906	91.9	49.545	67.9	25.867	122.0	1:50.318	79.40	2.672	09:15:57.334	
4 -	35.303	93.0	48.863	71.3	25.406	123.1	1:49.572 (3)	79.94	1.926	09:17:46.906	
5 -	35.247	87.6	49.920	71.8	25.658	122.0	1:50.825	79.04	3.179	09:19:37.731	
6 -	34.793	94.6	48.557	72.4	25.421	122.4	1:48.771 (2)	80.53	1.125	09:21:26.502	
7 -	34.271	93.3	48.201	70.5	25.174	122.4	1:47.646 (1)	81.37		09:23:14.148	

P3 36 M3		Jayson URIBE					Honda - FPW Racing / RSR				
IDEAL LAP TIME : 1:48.871		BEST LAP TIME : 1:48.976					DIFFERENCE : 0.105				
LAP	SECTOR 1	SECTOR 2		SECTOR 3		LAP TIME	MPH	DIFF	TIME OF DAY		
1 -	OUTLAP	76.0	52.791	63.8	27.171	116.3	1:58.610	73.85	9.634	09:12:36.044	
2 -	40.000	79.1	50.891	62.7	26.925	116.3	1:57.816	74.35	8.840	09:14:33.860	
3 -	35.856	80.1	51.152	67.9	IN PIT		2:40.047 P	54.73	51.071	09:17:13.907	
4 -	OUTLAP	91.9	49.837	70.1	26.166	115.9	1:53.383	77.25	4.407	09:19:07.290	
5 -	36.279	89.4	49.446	69.6	26.428	117.1	1:52.153	78.10	3.177	09:20:59.443	
6 -	35.073	89.0	49.842	71.0	26.073	116.3	1:50.988 (3)	78.92	2.012	09:22:50.431	
7 -	35.389	90.5	49.692	69.5	26.035	116.7	1:51.116	78.83	2.140	09:24:41.547	
8 -	35.742	91.8	48.787	71.3	26.187	114.3	1:50.716 (2)	79.11	1.740	09:26:32.263	
9 -	36.537	92.1	48.705	72.3	25.872	115.7	1:51.114	78.83	2.138	09:28:23.377	
10 -	34.953	92.5	48.046	76.6	25.977	118.1	1:48.976 (1)	80.38		09:30:12.353	

P4 12		Edward RENDELL					Honda - Banks Racing				
IDEAL LAP TIME : 1:49.972		BEST LAP TIME : 1:50.219					DIFFERENCE : 0.247				
LAP	SECTOR 1	SECTOR 2		SECTOR 3		LAP TIME	MPH	DIFF	TIME OF DAY		
1 -	OUTLAP	73.6	56.249	64.5	29.059	100.0	2:05.443	69.83	15.224	09:13:32.002	
2 -	38.833	83.6	53.710	67.5	28.011	104.3	2:00.554	72.66	10.335	09:15:32.556	
3 -	38.229	82.9	51.868	71.5	27.160	112.2	1:57.257	74.70	7.038	09:17:29.813	
4 -	37.380	89.3	50.490	72.4	26.740	112.5	1:54.610	76.43	4.391	09:19:24.423	
5 -	36.502	92.3	49.909	74.3	26.728	112.9	1:53.139	77.42	2.920	09:21:17.562	
6 -	36.103	90.3	49.661	72.0	26.449	113.1	1:52.213	78.06	1.994	09:23:09.775	
7 -	35.593	92.1	48.761	78.1	26.161	114.3	1:50.515 (2)	79.26	0.296	09:25:00.290	
8 -	35.134	92.6	49.007	74.8	26.078	114.1	1:50.219 (1)	79.47		09:26:50.509	
9 -	36.151	90.3	49.560	74.2	26.276	113.5	1:51.987	78.22	1.768	09:28:42.496	
10 -	35.762	91.5	49.043	76.1	26.077	115.3	1:50.882 (3)	79.00	0.663	09:30:33.378	

P5 86 M3		Charlie NESBITT					Repli-Cast - Repli-Cast UK				
IDEAL LAP TIME : 1:50.708		BEST LAP TIME : 1:51.121					DIFFERENCE : 0.413				
LAP	SECTOR 1	SECTOR 2		SECTOR 3		LAP TIME	MPH	DIFF	TIME OF DAY		
1 -	OUTLAP	70.4	55.175	63.0	27.671	117.7	2:05.284	69.91	14.163	09:12:12.887	
2 -	38.681	85.0	51.963	63.3	26.927	118.1	1:57.571	74.50	6.450	09:14:10.458	

Weather / Track : Sunny / Wet

Brands Hatch GP

Circuit Length = 2.4332 miles

Start: 09:10 Flag 09:30 End: 09:32

MCRCB BULLETIN TK002

2014 MCE British Superbike Championship - Round 12

2014 Motul British Motostar Championship

FREE PRACTICE 1 - SECTOR ANALYSIS

SECTOR 1 = FL to I1, SECTOR 2 = I1 to I2, SECTOR 3 = I2 to FL, DIFF = Difference To Personal Best Lap

3 -	37.252	85.9	51.135	65.2	26.997	116.5	1:55.384	75.91	4.263	09:16:05.842
4 -	37.267	85.7	51.018	66.8	26.647	116.1	1:54.932	76.21	3.811	09:18:00.774
5 -	37.605	83.1	50.455	66.5	26.802	116.3	1:54.862	76.26	3.741	09:19:55.636
6 -	36.821	82.7	51.120	69.1	26.289	116.3	1:54.230	76.68	3.109	09:21:49.866
7 -	36.308	86.3	49.465	72.3	26.153	116.7	1:51.926	78.26	0.805	09:23:41.792
8 -	36.021	89.1	49.282	71.1	25.818	117.5	1:51.121 (1)	78.83		09:25:32.913
9 -	35.745	87.9	49.330	71.3	26.058	116.7	1:51.133 (2)	78.82	0.012	09:27:24.046
10 -	37.161	83.2	50.012	70.7	26.433	116.7	1:53.606	77.10	2.485	09:29:17.652
11 -	36.422	87.8	49.145	69.4	26.000	117.7	1:51.567 (3)	78.51	0.446	09:31:09.219

P6	6	Taz TAYLOR	Luyten Honda - FPW Racing / Hookless Holidays							
IDEAL LAP TIME : 1:51.469		BEST LAP TIME : 1:51.469		DIFFERENCE : 0.000						
LAP	SECTOR 1	SECTOR 2	SECTOR 3	LAP TIME	MPH	DIFF	TIME OF DAY			
1 -	OUTLAP	66.2	1:05.095	62.7	IN PIT	4:00.485 P	36.42	2:09.016	09:14:56.393	
2 -	OUTLAP	78.7	55.799	66.5	28.490	115.9	2:05.510	69.79	14.041	09:17:01.903
3 -	38.937	80.0	52.066	71.6	27.574	114.7	1:58.577	73.87	7.108	09:19:00.480
4 -	36.650	88.1	53.280	69.1	27.475	114.1	1:57.405 (3)	74.61	5.936	09:20:57.885
5 -	36.868	86.7	50.995	69.6	26.986	115.9	1:54.849 (2)	76.27	3.380	09:22:52.734
6 -	36.399	90.9	50.167	70.3	IN PIT	3:32.297 P	41.26	1:40.828	09:26:25.031	
7 -	OUTLAP	89.4	50.714	74.0	26.672	117.5	1:54.829	76.28	3.360	09:28:19.860
8 -	35.723	93.2	49.154	71.9	26.592	118.3	1:51.469 (1)	78.58		09:30:11.329

P7	34 M3	Jordan WEAVING	KTM - Jordan Racing / Burkert							
IDEAL LAP TIME : 1:52.166		BEST LAP TIME : 1:52.523		DIFFERENCE : 0.357						
LAP	SECTOR 1	SECTOR 2	SECTOR 3	LAP TIME	MPH	DIFF	TIME OF DAY			
1 -	OUTLAP	82.4	53.859	72.2	27.959	110.9	1:59.128	73.53	6.605	09:12:35.566
2 -	40.782	76.8	53.291	73.6	27.028	117.1	2:01.101 (3)	72.33	8.578	09:14:36.667
3 -	36.708	89.7	53.422	65.9	IN PIT	6:42.819 P	21.74	4:50.296	09:21:19.486	
4 -	OUTLAP	69.9	52.520	77.4	26.586	116.3	2:04.331	70.45	11.808	09:23:23.817
5 -	36.018	94.6	50.207	75.6	26.387	117.9	1:52.612 (2)	77.78	0.089	09:25:16.429
6 -	35.754	94.1	50.025	75.5	26.744	116.7	1:52.523 (1)	77.84		09:27:08.952

P8	42 M3	James HOBSON	KTM - Two 4 Motorsport with RS Racing							
IDEAL LAP TIME : 1:53.138		BEST LAP TIME : 1:53.189		DIFFERENCE : 0.051						
LAP	SECTOR 1	SECTOR 2	SECTOR 3	LAP TIME	MPH	DIFF	TIME OF DAY			
1 -	OUTLAP	79.3	53.936	66.7	27.899	114.9	2:00.775	72.53	7.586	09:13:09.961
2 -	37.439	86.5	52.183	65.2	27.509	118.7	1:57.131	74.78	3.942	09:15:07.092
3 -	36.730	90.1	51.781	68.2	27.044	120.0	1:55.555	75.80	2.366	09:17:02.647
4 -	38.546	79.0	54.931	63.4	27.801	116.1	2:01.278	72.22	8.089	09:19:03.925
5 -	37.018	90.3	51.638	69.2	27.024	118.5	1:55.680	75.72	2.491	09:20:59.605
6 -	36.568	88.5	51.266	66.6	26.851	119.6	1:54.685 (3)	76.38	1.496	09:22:54.290
7 -	36.819	87.2	51.993	64.5	27.182	118.9	1:55.994	75.51	2.805	09:24:50.284
8 -	36.281	85.5	51.261	71.6	26.743	118.5	1:54.285 (2)	76.64	1.096	09:26:44.569
9 -	37.185	87.7	51.611	68.5	26.528	117.7	1:55.324	75.95	2.135	09:28:39.893
10 -	36.226	88.7	50.384	69.1	26.579	120.4	1:53.189 (1)	77.39		09:30:33.082

P9	127	Georgina POLDEN	Honda - RS Racing							
IDEAL LAP TIME : 1:53.057		BEST LAP TIME : 1:53.323		DIFFERENCE : 0.266						
LAP	SECTOR 1	SECTOR 2	SECTOR 3	LAP TIME	MPH	DIFF	TIME OF DAY			
1 -	OUTLAP	66.4	56.948	55.5	29.633	115.9	2:11.177	66.77	17.854	09:12:52.351
2 -	43.997	74.7	53.881	57.6	28.362	118.3	2:06.240	69.39	12.917	09:14:58.591
3 -	39.195	73.6	53.966	58.8	28.466	117.5	2:01.627	72.02	8.304	09:17:00.218
4 -	40.590	76.0	55.286	57.9	28.132	119.6	2:04.008	70.63	10.685	09:19:04.226
5 -	38.276	76.5	53.406	61.4	27.682	117.3	1:59.364	73.38	6.041	09:21:03.590
6 -	38.209	80.4	51.850	62.2	27.034	118.9	1:57.093	74.81	3.770	09:23:00.683
7 -	36.544	84.4	50.997	66.9	26.715	119.8	1:54.256 (2)	76.66	0.933	09:24:54.939
8 -	36.286	85.7	50.288	64.3	26.749	119.4	1:53.323 (1)	77.29		09:26:48.262
9 -	37.165	80.6	52.002	66.3	26.483	119.8	1:55.650	75.74	2.327	09:28:43.912
10 -	37.876	81.3	50.423	63.3	26.698	120.0	1:54.997 (3)	76.17	1.674	09:30:38.909

Weather / Track : Sunny / Wet

Brands Hatch GP

Circuit Length = 2.4332 miles

Start: 09:10 Flag 09:30 End: 09:32

MCRCB BULLETIN TK002

2014 MCE British Superbike Championship - Round 12

2014 Motul British Motostar Championship

FREE PRACTICE 1 - SECTOR ANALYSIS

SECTOR 1 = FL to I1, SECTOR 2 = I1 to I2, SECTOR 3 = I2 to FL, DIFF = Difference To Personal Best Lap

P10 90		Greg GREENWOOD					Luyten Honda - FPW Racing			
IDEAL LAP TIME : 1:53.440		BEST LAP TIME : 1:53.627			DIFFERENCE : 0.187					
LAP	SECTOR 1	SECTOR 2		SECTOR 3		LAP TIME	MPH	DIFF	TIME OF DAY	
1 -	OUTLAP	70.4	1:00.785	60.6	29.345	111.1	2:16.815	64.02	23.188	09:12:22.600
2 -	40.934	77.9	57.004	60.8	28.891	111.6	2:06.829	69.06	13.202	09:14:29.429
3 -	40.120	80.5	53.882	66.7	27.922	112.5	2:01.924	71.84	8.297	09:16:31.353
4 -	37.974	83.1	53.977	61.9	27.766	112.9	1:59.717	73.17	6.090	09:18:31.070
5 -	37.627	83.3	51.831	66.7	27.028	114.1	1:56.486	75.20	2.859	09:20:27.556
6 -	36.637	88.1	51.660	69.3	27.357	113.9	1:55.654 (2)	75.74	2.027	09:22:23.210
7 -	36.515	88.7	50.202	69.7	26.910	115.1	1:53.627 (1)	77.09		09:24:16.837
8 -	38.613	81.4	51.889	70.5	26.940	114.5	1:57.442	74.58	3.815	09:26:14.279
9 -	37.216	83.3	51.853	69.6	26.966	115.1	1:56.035 (3)	75.49	2.408	09:28:10.314
10 -	36.328	86.8	52.876	61.0	27.646	113.3	1:56.850	74.96	3.223	09:30:07.164

P11 74 M3		Joe THOMPSON					Repli-Cast - Repli-Cast UK			
IDEAL LAP TIME : 1:53.612		BEST LAP TIME : 1:53.912			DIFFERENCE : 0.300					
LAP	SECTOR 1	SECTOR 2		SECTOR 3		LAP TIME	MPH	DIFF	TIME OF DAY	
1 -	OUTLAP	73.0	55.222	61.5	28.308	111.4	2:05.591	69.74	11.679	09:12:09.349
2 -	39.295	76.8	53.701	63.3	27.816	112.4	2:00.812	72.50	6.900	09:14:10.161
3 -	38.362	82.0	52.149	63.9	27.296	115.7	1:57.807	74.35	3.895	09:16:07.968
4 -	37.260	80.8	52.501	63.6	27.402	113.9	1:57.163	74.76	3.251	09:18:05.131
5 -	37.898	80.3	52.823	66.7	27.317	114.1	1:58.038	74.21	4.126	09:20:03.169
6 -	37.606	83.4	51.373	68.1	27.160	115.3	1:56.139	75.42	2.227	09:21:59.308
7 -	37.444	80.8	51.086	66.3	27.057	115.7	1:55.587	75.78	1.675	09:23:54.895
8 -	36.994	85.7	50.555	65.9	26.761	117.7	1:54.310 (2)	76.63	0.398	09:25:49.205
9 -	37.240	82.2	51.077	66.5	26.880	116.1	1:55.197	76.04	1.285	09:27:44.402
10 -	37.380	85.7	50.543	68.8	26.597	115.3	1:54.520 (3)	76.49	0.608	09:29:38.922
11 -	37.294	86.9	50.243	67.8	26.375	117.9	1:53.912 (1)	76.90		09:31:32.834

P12 25 M3		Mike BROUWERS					Honda - Joma / Brouwers Racing Team			
IDEAL LAP TIME : 1:53.950		BEST LAP TIME : 1:54.072			DIFFERENCE : 0.122					
LAP	SECTOR 1	SECTOR 2		SECTOR 3		LAP TIME	MPH	DIFF	TIME OF DAY	
1 -	OUTLAP	77.4	56.887	59.0	27.843	114.3	2:08.802	68.01	14.730	09:12:16.905
2 -	39.463	79.0	54.218	62.6	27.367	114.7	2:01.048	72.36	6.976	09:14:17.953
3 -	38.293	82.4	53.686	67.4	27.505	113.3	1:59.484	73.31	5.412	09:16:17.437
4 -	38.189	84.9	52.481	67.2	27.245	114.3	1:57.915	74.28	3.843	09:18:15.352
5 -	37.854	85.1	52.468	67.9	IN PIT		2:55.871 P	49.80	1:01.799	09:21:11.223
6 -	OUTLAP	84.7	51.921	68.5	27.274	114.7	1:59.075	73.56	5.003	09:23:10.298
7 -	37.711	87.7	50.939	71.0	26.714	115.3	1:55.364	75.93	1.292	09:25:05.662
8 -	36.908	86.4	50.491	71.0	26.673	113.7	1:54.072 (1)	76.79		09:26:59.734
9 -	37.161	87.8	51.132	70.4	26.659	114.1	1:54.952 (3)	76.20	0.880	09:28:54.686
10 -	36.955	89.0	50.383	70.0	27.054	113.5	1:54.392 (2)	76.57	0.320	09:30:49.078

P13 26 M3		Jorel BOERBOOM					Suter Honda - RV Racing			
IDEAL LAP TIME : 1:55.080		BEST LAP TIME : 1:55.281			DIFFERENCE : 0.201					
LAP	SECTOR 1	SECTOR 2		SECTOR 3		LAP TIME	MPH	DIFF	TIME OF DAY	
1 -	OUTLAP	74.6	56.138	60.8	29.470	113.7	2:05.254	69.93	9.973	09:12:42.304
2 -	42.233	72.7	56.315	57.1	28.478	118.3	2:07.026	68.96	11.745	09:14:49.330
3 -	39.284	81.5	53.546	61.7	27.248	114.7	2:00.078	72.95	4.797	09:16:49.408
4 -	40.043	77.3	53.450	58.5	27.799	115.7	2:01.292	72.22	6.011	09:18:50.700
5 -	38.159	78.3	52.466	61.3	27.180	118.1	1:57.805 (3)	74.35	2.524	09:20:48.505
6 -	37.933	84.7	52.497	60.1	27.496	117.5	1:57.926	74.28	2.645	09:22:46.431
7 -	37.722	90.1	51.521	62.4	26.550	119.4	1:55.793 (2)	75.65	0.512	09:24:42.224
8 -	37.146	83.0	51.384	64.7	26.751	117.9	1:55.281 (1)	75.98		09:26:37.505

P14 64 M3		Asher DURHAM					Honda - Century 21 / Cresswell Racing			
IDEAL LAP TIME : 1:55.361		BEST LAP TIME : 1:55.529			DIFFERENCE : 0.168					
LAP	SECTOR 1	SECTOR 2		SECTOR 3		LAP TIME	MPH	DIFF	TIME OF DAY	
1 -	OUTLAP	78.7	53.897	55.8	28.713	117.3	2:03.494	70.93	7.965	09:12:46.003

Weather / Track : Sunny / Wet

Brands Hatch GP
Circuit Length = 2.4332 miles
Start: 09:10 Flag 09:30 End: 09:32

MCRCB BULLETIN TK002

2014 MCE British Superbike Championship - Round 12

2014 Motul British Motostar Championship

FREE PRACTICE 1 - SECTOR ANALYSIS

SECTOR 1 = FL to I1, SECTOR 2 = I1 to I2, SECTOR 3 = I2 to FL, DIFF = Difference To Personal Best Lap

2 -	40.262	78.4	54.981	54.4	28.854	116.9	2:04.097	70.58	8.568	09:14:50.100
3 -	39.176	80.8	53.773	55.6	27.838	117.3	2:00.787	72.52	5.258	09:16:50.887
4 -	38.290	84.2	53.415	56.7	27.999	115.1	1:59.704	73.17	4.175	09:18:50.591
5 -	37.289	83.3	52.479	59.5	27.374	116.3	1:57.142 (3)	74.77	1.613	09:20:47.733
6 -	38.657	75.7	1:00.440	61.1	26.871	118.7	2:05.968	69.54	10.439	09:22:53.701
7 -	37.081	84.8	51.864	59.3	28.053	115.1	1:56.998 (2)	74.87	1.469	09:24:50.699
8 -	36.626	83.1	51.889	61.2	27.014	116.1	1:55.529 (1)	75.82		09:26:46.228
9 -	37.925	85.0	52.272	61.7	27.416	110.5	1:57.613	74.48	2.084	09:28:43.841
10 -	39.708	77.5	56.484	58.7	30.155	97.5	2:06.347	69.33	10.818	09:30:50.188

P15 35 Elliot LODGE Honda - SP125 / Spike Racing

IDEAL LAP TIME : 1:55.576 BEST LAP TIME : 1:55.576 DIFFERENCE : 0.000

LAP	SECTOR 1	SECTOR 2	SECTOR 3	LAP TIME	MPH	DIFF	TIME OF DAY			
1 -	OUTLAP	67.5	57.677	55.4	29.318	112.4	2:11.906	66.40	16.330	09:12:16.249
2 -	39.215	74.5	55.594	58.4	28.508	111.4	2:03.317	71.03	7.741	09:14:19.566
3 -	38.178	78.8	53.644	60.5	28.052	112.9	1:59.874	73.07	4.298	09:16:19.440
4 -	38.951	74.8	54.955	63.8	28.055	111.2	2:01.961	71.82	6.385	09:18:21.401
5 -	38.287	77.9	53.470	66.3	27.479	111.8	1:59.236 (3)	73.46	3.660	09:20:20.637
6 -	37.139	83.7	53.978	58.9	IN PIT		5:35.046 P	26.14	3:39.470	09:25:55.683
7 -	OUTLAP	78.0	53.831	66.2	27.526	113.3	2:05.029	70.06	9.453	09:28:00.712
8 -	37.663	79.7	52.839	65.2	27.483	113.3	1:57.985 (2)	74.24	2.409	09:29:58.697
9 -	36.735	84.3	51.744	66.6	27.097	112.9	1:55.576 (1)	75.79		09:31:54.273

P16 47 Jake ARCHER Honda - Jake Archer Racing

IDEAL LAP TIME : 1:56.070 BEST LAP TIME : 1:56.211 DIFFERENCE : 0.141

LAP	SECTOR 1	SECTOR 2	SECTOR 3	LAP TIME	MPH	DIFF	TIME OF DAY			
1 -	OUTLAP	76.1	55.475	58.7	28.588	113.3	2:06.113	69.46	9.902	09:12:11.404
2 -	40.497	77.2	53.808	61.0	28.177	114.5	2:02.482	71.51	6.271	09:14:13.886
3 -	38.573	78.7	53.250	64.1	27.985	113.5	1:59.808	73.11	3.597	09:16:13.694
4 -	38.963	76.6	53.520	65.5	27.662	113.9	2:00.145	72.91	3.934	09:18:13.839
5 -	38.255	81.0	52.822	64.2	27.468	113.9	1:58.545	73.89	2.334	09:20:12.384
6 -	37.708	82.8	51.917	65.6	27.297	114.7	1:56.922 (2)	74.92	0.711	09:22:09.306
7 -	38.317	82.2	52.436	62.4	27.598	114.5	1:58.351	74.01	2.140	09:24:07.657
8 -	37.513	85.8	51.369	66.5	27.329	114.5	1:56.211 (1)	75.37		09:26:03.868
9 -	37.694	80.6	53.109	68.9	27.188	115.7	1:57.991	74.24	1.780	09:28:01.859
10 -	37.963	81.4	52.438	64.7	27.340	113.9	1:57.741	74.39	1.530	09:29:59.600
11 -	37.655	82.5	51.920	68.2	27.372	113.5	1:56.947 (3)	74.90	0.736	09:31:56.547

P17 4 Louis VALLELEY KTM - Century 21 / Cresswell Racing

IDEAL LAP TIME : 1:57.175 BEST LAP TIME : 1:57.184 DIFFERENCE : 0.009

LAP	SECTOR 1	SECTOR 2	SECTOR 3	LAP TIME	MPH	DIFF	TIME OF DAY			
1 -	OUTLAP	67.9	1:01.175	62.6	31.220	97.1	2:17.299	63.80	20.115	09:12:41.300
2 -	43.428	76.3	57.288	64.1	29.500	103.4	2:10.216	67.27	13.032	09:14:51.516
3 -	40.254	78.5	58.045	64.5	30.019	103.7	2:08.318	68.26	11.134	09:16:59.834
4 -	40.342	81.0	56.280	60.2	29.076	104.8	2:05.698	69.68	8.514	09:19:05.532
5 -	39.008	80.2	54.647	67.3	29.058	104.3	2:02.713	71.38	5.529	09:21:08.245
6 -	39.268	80.9	54.321	66.9	28.838	109.2	2:02.427	71.55	5.243	09:23:10.672
7 -	38.230	83.6	53.456	68.6	28.395	108.0	2:00.081	72.94	2.897	09:25:10.753
8 -	37.984	85.4	52.584	69.3	28.195	109.8	1:58.763 (2)	73.75	1.579	09:27:09.516
9 -	38.506	83.2	52.588	71.9	27.772	109.4	1:58.866 (3)	73.69	1.682	09:29:08.382
10 -	37.481	85.5	51.922	71.5	27.781	110.0	1:57.184 (1)	74.75		09:31:05.566

P18 84 Daniel HERMANSSON TSR Luyten - FPW Racing

IDEAL LAP TIME : 1:56.495 BEST LAP TIME : 1:57.257 DIFFERENCE : 0.762

LAP	SECTOR 1	SECTOR 2	SECTOR 3	LAP TIME	MPH	DIFF	TIME OF DAY			
1 -	OUTLAP	69.3	1:01.115	59.3	30.899	111.4	2:17.390	63.75	20.133	09:12:26.564
2 -	42.643	73.8	57.328	67.4	28.836	113.3	2:08.807	68.00	11.550	09:14:35.371
3 -	39.620	79.4	55.219	67.9	IN PIT		3:01.718 P	48.20	1:04.461	09:17:37.089
4 -	OUTLAP	78.8	55.952	66.9	28.635	110.9	2:05.237	69.94	7.980	09:19:42.326
5 -	38.536	80.9	54.275	61.3	28.777	110.5	2:01.588	72.04	4.331	09:21:43.914

Weather / Track : Sunny / Wet

Brands Hatch GP

Circuit Length = 2.4332 miles

Start: 09:10 Flag 09:30 End: 09:32

MCRCB BULLETIN TK002

2014 MCE British Superbike Championship - Round 12

2014 Motul British Motostar Championship

FREE PRACTICE 1 - SECTOR ANALYSIS

SECTOR 1 = FL to I1, SECTOR 2 = I1 to I2, SECTOR 3 = I2 to FL, DIFF = Difference To Personal Best Lap

6 -	37.604	87.6	53.279	68.4	27.801	113.7	1:58.684	73.80	1.427	09:23:42.598
7 -	36.934	86.5	53.167	70.7	27.383	112.5	1:57.484 (2)	74.56	0.227	09:25:40.082
8 -	37.168	83.3	53.003	71.6	27.086	112.9	1:57.257 (1)	74.70		09:27:37.339
9 -	38.260	84.7	52.957	70.6	27.147	113.5	1:58.364	74.00	1.107	09:29:35.703
10 -	37.812	87.1	52.475	73.5	27.240	114.1	1:57.527 (3)	74.53	0.270	09:31:33.230

P19 57	Simon LOW		KTM - Century 21 / Cresswell Racing							
IDEAL LAP TIME : 1:56.927		BEST LAP TIME : 1:58.041		DIFFERENCE : 1.114						
LAP	SECTOR 1	SECTOR 2	SECTOR 3	LAP TIME	MPH	DIFF	TIME OF DAY			
1 -	OUTLAP	73.5	59.367	59.3	29.362	112.2	2:13.185	65.77	15.144	09:12:24.308
2 -	40.325	78.9	55.392	61.0	28.200	113.9	2:03.917	70.69	5.876	09:14:28.225
3 -	38.455	81.2	54.324	62.2	28.272	110.7	2:01.051	72.36	3.010	09:16:29.276
4 -	44.250	39.3	1:12.807	61.6	27.982	112.9	2:25.039	60.39	26.998	09:18:54.315
5 -	37.737	85.9	53.765	63.3	27.176	112.4	1:58.678 (3)	73.81	0.637	09:20:52.993
6 -	37.416	84.6	54.238	66.2	27.371	113.7	1:59.025	73.59	0.984	09:22:52.018
7 -	37.621	89.3	53.796	61.9	27.542	114.7	1:58.959	73.63	0.918	09:24:50.977
8 -	37.416	84.8	52.955	66.5	27.670	112.5	1:58.041 (1)	74.21		09:26:49.018
9 -	37.941	84.2	52.913	65.0	27.200	114.3	1:58.054 (2)	74.20	0.013	09:28:47.072

P20 88	Wesley JONKER		Honda - Racing Family							
IDEAL LAP TIME : 1:59.096		BEST LAP TIME : 1:59.340		DIFFERENCE : 0.244						
LAP	SECTOR 1	SECTOR 2	SECTOR 3	LAP TIME	MPH	DIFF	TIME OF DAY			
1 -	OUTLAP	65.9	1:04.695	53.1	IN PIT		3:32.888 P	41.14	1:33.548	09:13:37.516
2 -	OUTLAP	69.9	1:01.775	53.0	30.582	104.8	2:15.075	64.85	15.735	09:15:52.591
3 -	41.422	72.2	57.408	58.5	29.223	106.3	2:08.053	68.40	8.713	09:18:00.644
4 -	40.037	75.9	56.456	60.1	28.560	106.5	2:05.053	70.04	5.713	09:20:05.697
5 -	38.830	76.7	55.964	62.9	28.388	107.3	2:03.182	71.11	3.842	09:22:08.879
6 -	38.886	78.3	55.079	60.4	28.465	106.6	2:02.430	71.54	3.090	09:24:11.309
7 -	38.575	78.6	54.715	63.4	28.329	107.8	2:01.619 (3)	72.02	2.279	09:26:12.928
8 -	38.089	74.3	53.630	66.3	27.621	108.7	1:59.340 (1)	73.40		09:28:12.268
9 -	38.613	79.8	53.386	66.5	27.876	110.0	1:59.875 (2)	73.07	0.535	09:30:12.143

P21 19	Kai JOHNSON		Aprilia - Kinpac Racing							
IDEAL LAP TIME : 1:58.856		BEST LAP TIME : 1:59.421		DIFFERENCE : 0.565						
LAP	SECTOR 1	SECTOR 2	SECTOR 3	LAP TIME	MPH	DIFF	TIME OF DAY			
1 -	OUTLAP	67.3	1:02.270	57.8	30.050	106.8	2:15.447	64.67	16.026	09:13:45.542
2 -	40.644	70.7	59.187	60.9	28.817	108.0	2:08.648	68.09	9.227	09:15:54.190
3 -	39.746	79.4	55.851	64.5	29.499	105.5	2:05.096	70.02	5.675	09:17:59.286
4 -	39.806	74.0	55.485	64.3	28.518	107.5	2:03.809	70.75	4.388	09:20:03.095
5 -	38.973	74.5	55.072	65.4	28.187	108.7	2:02.232	71.66	2.811	09:22:05.327
6 -	38.435	76.6	56.117	63.4	28.240	109.8	2:02.792	71.33	3.371	09:24:08.119
7 -	38.201	79.6	53.165	66.2	28.215	109.1	1:59.581 (2)	73.25	0.160	09:26:07.700
8 -	37.848	75.0	53.730	68.6	27.843	110.0	1:59.421 (1)	73.35		09:28:07.121
9 -	38.642	79.1	54.024	60.6	28.083	110.1	2:00.749 (3)	72.54	1.328	09:30:07.870

P22 13 M3	Sam BURMAN		Honda - WNT / Burman Racing							
IDEAL LAP TIME : 2:00.626		BEST LAP TIME : 2:00.632		DIFFERENCE : 0.006						
LAP	SECTOR 1	SECTOR 2	SECTOR 3	LAP TIME	MPH	DIFF	TIME OF DAY			
1 -	OUTLAP	78.1	56.253	64.0	28.493	115.9	2:07.932	68.47	7.300	09:12:12.782
2 -	39.876	82.7	55.095	64.2	28.329	115.9	2:03.300	71.04	2.668	09:14:16.082
3 -	39.691	81.6	55.062	63.4	27.896	116.1	2:02.649 (2)	71.42	2.017	09:16:18.731
4 -	38.821	87.2	57.423	61.0	IN PIT		4:12.329 P	34.71	2:11.697	09:20:31.060
5 -	OUTLAP	70.4	55.436	65.4	28.288	114.9	2:07.531	68.68	6.899	09:22:38.591
6 -	38.768	78.7	54.014	68.4	27.850	116.9	2:00.632 (1)	72.61		09:24:39.223
7 -	39.197	79.6	55.630	63.5	27.844	115.7	2:02.671 (3)	71.40	2.039	09:26:41.894
8 -	39.849	76.9	55.950	60.4	27.988	116.1	2:03.787	70.76	3.155	09:28:45.681
9 -	39.466	83.0	55.573	63.4	29.273	109.2	2:04.312	70.46	3.680	09:30:49.993

Weather / Track : Sunny / Wet

Brands Hatch GP

Circuit Length = 2.4332 miles

Start: 09:10 Flag 09:30 End: 09:32

MCRCB BULLETIN TK002

2014 MCE British Superbike Championship - Round 12

2014 Motul British Motostar Championship

FREE PRACTICE 1 - SECTOR ANALYSIS

SECTOR 1 = FL to I1, SECTOR 2 = I1 to I2, SECTOR 3 = I2 to FL, DIFF = Difference To Personal Best Lap

P23 100		Stephen CAMPBELL					Honda - Campbell Racing			
IDEAL LAP TIME : 2:01.482		BEST LAP TIME : 2:01.743					DIFFERENCE : 0.261			
LAP	SECTOR 1	SECTOR 2		SECTOR 3		LAP TIME	MPH	DIFF	TIME OF DAY	
1 -	OUTLAP	64.7	1:05.542	47.2	32.551	93.7	2:26.168	59.92	24.425	09:12:49.815
2 -	46.762	64.2	1:03.420	51.8	30.793	102.1	2:20.975	62.13	19.232	09:15:10.790
3 -	42.990	66.7	1:01.677	55.3	30.011	105.8	2:14.678	65.04	12.935	09:17:25.468
4 -	41.958	67.8	59.436	56.2	29.770	110.1	2:11.164	66.78	9.421	09:19:36.632
5 -	41.049	70.4	57.246	59.5	28.920	110.1	2:07.215	68.85	5.472	09:21:43.847
6 -	40.392	74.6	56.628	59.0	28.619	108.9	2:05.639	69.72	3.896	09:23:49.486
7 -	39.977	75.5	55.972	64.7	28.581	109.6	2:04.530	70.34	2.787	09:25:54.016
8 -	39.148	80.2	56.096	66.4	27.858	110.7	2:03.102 (3)	71.15	1.359	09:27:57.118
9 -	39.468	76.4	55.011	60.2	28.034	111.6	2:02.513 (2)	71.50	0.770	09:29:59.631
10 -	39.401	78.6	54.476	64.7	27.866	110.9	2:01.743 (1)	71.95		09:32:01.374

P24 27 M3		Cat GREEN					Honda - Redline Racing			
IDEAL LAP TIME : 2:01.291		BEST LAP TIME : 2:02.432					DIFFERENCE : 1.141			
LAP	SECTOR 1	SECTOR 2		SECTOR 3		LAP TIME	MPH	DIFF	TIME OF DAY	
1 -	OUTLAP	58.9	1:00.398	57.8	30.430	105.3	2:17.331	63.78	14.899	09:13:36.389
2 -	40.858	71.5	55.891	59.1	28.386	110.1	2:05.135	70.00	2.703	09:15:41.524
3 -	40.166	73.1	55.464	59.8	28.937	112.4	2:04.567	70.32	2.135	09:17:46.091
4 -	39.642	78.3	57.640	58.5	28.923	110.7	2:06.205	69.40	3.773	09:19:52.296
5 -	39.576	73.9	54.970	62.3	28.636	110.0	2:03.182	71.11	0.750	09:21:55.478
6 -	39.908	72.3	55.539	60.6	28.889	109.6	2:04.336	70.45	1.904	09:23:59.814
7 -	39.678	74.5	54.344	60.6	28.460	113.1	2:02.482 (2)	71.51	0.050	09:26:02.296
8 -	38.655	76.6	55.485	60.8	28.292	113.9	2:02.432 (1)	71.54		09:28:04.728
9 -	39.694	76.4	54.888	60.2	28.439	113.9	2:03.021 (3)	71.20	0.589	09:30:07.749

P25 44		Jake BAYFORD					Honda - SGR Racing			
IDEAL LAP TIME : 2:01.710		BEST LAP TIME : 2:02.606					DIFFERENCE : 0.896			
LAP	SECTOR 1	SECTOR 2		SECTOR 3		LAP TIME	MPH	DIFF	TIME OF DAY	
1 -	OUTLAP	45.4	1:05.181	55.8	29.855	103.4	2:26.581	59.76	23.975	09:18:33.222
2 -	41.189	74.3	59.234	57.6	29.240	108.5	2:09.663 (3)	67.55	7.057	09:20:42.885
3 -	39.903	80.5	56.773	58.4	28.862	109.4	2:05.538 (2)	69.77	2.932	09:22:48.423
4 -	38.566	77.4	55.060	61.2	IN PIT		4:33.971 P	31.97	2:31.365	09:27:22.394
5 -	OUTLAP	76.6	56.339	63.0	28.266	109.2	2:12.931	65.89	10.325	09:29:35.325
6 -	39.441	80.6	54.878	62.8	28.287	110.0	2:02.606 (1)	71.44		09:31:37.931

P26 124		Tasia RODINK					Honda - Promemo Racing			
IDEAL LAP TIME : 2:02.893		BEST LAP TIME : 2:02.893					DIFFERENCE : 0.000			
LAP	SECTOR 1	SECTOR 2		SECTOR 3		LAP TIME	MPH	DIFF	TIME OF DAY	
1 -	OUTLAP	62.8	1:04.579	49.3	32.984	97.2	2:24.113	60.78	21.220	09:13:10.160
2 -	44.568	65.1	1:00.260	54.0	30.701	106.8	2:15.529	64.63	12.636	09:15:25.689
3 -	42.250	68.4	58.084	55.3	29.603	109.6	2:09.937	67.41	7.044	09:17:35.626
4 -	41.289	74.3	57.133	56.0	29.049	109.1	2:07.471	68.72	4.578	09:19:43.097
5 -	40.994	74.3	56.824	57.5	28.997	111.1	2:06.815	69.07	3.922	09:21:49.912
6 -	40.585	74.8	56.342	59.7	28.522	110.9	2:05.449	69.82	2.556	09:23:55.361
7 -	39.748	81.4	55.001	59.7	28.144	112.2	2:02.893 (1)	71.28		09:25:58.254
8 -	39.862	74.3	55.338	62.8	28.180	112.0	2:03.380 (2)	70.99	0.487	09:28:01.634
9 -	40.888	70.8	55.828	62.4	28.323	109.1	2:05.039 (3)	70.05	2.146	09:30:06.673

P27 43		Arnie SHELTON					Honda - e3 Motorsport with Shelton Racing			
IDEAL LAP TIME : 2:03.448		BEST LAP TIME : 2:04.376					DIFFERENCE : 0.928			
LAP	SECTOR 1	SECTOR 2		SECTOR 3		LAP TIME	MPH	DIFF	TIME OF DAY	
1 -	OUTLAP	70.4	59.784	61.5	30.678	109.4	2:16.016	64.40	11.640	09:12:41.456
2 -	43.285	71.5	57.591	60.3	29.836	112.0	2:10.712 (3)	67.01	6.336	09:14:52.168
3 -	41.316	78.6	56.861	65.5	29.401	112.2	2:07.578 (2)	68.66	3.202	09:16:59.746
4 -	40.304	81.2	54.852	67.9	29.220	110.0	2:04.376 (1)	70.43		09:19:04.122

Weather / Track : Sunny / Wet

Brands Hatch GP
Circuit Length = 2.4332 miles
Start: 09:10 Flag 09:30 End: 09:32

MCRCB BULLETIN TK002

2014 MCE British Superbike Championship - Round 12

2014 Motul British Motostar Championship

FREE PRACTICE 1 - SECTOR ANALYSIS

SECTOR 1 = FL to I1, SECTOR 2 = I1 to I2, SECTOR 3 = I2 to FL, DIFF = Difference To Personal Best Lap

P28 99		Miguel CORREIA-LOURENCO		Honda - Racing Team Noord Nederland						
IDEAL LAP TIME : 2:06.407		BEST LAP TIME : 2:06.943		DIFFERENCE : 0.536						
LAP	SECTOR 1	SECTOR 2	SECTOR 3	LAP TIME	MPH	DIFF	TIME OF DAY			
1 -	OUTLAP	65.9	1:05.739	52.6	32.139	107.8	2:23.987	60.83	17.044	09:12:34.240
2 -	43.699	63.1	1:00.892	56.9	30.442	108.2	2:15.033 (3)	64.87	8.090	09:14:49.273
3 -	42.588	68.3	58.957	60.0	29.126	109.2	2:10.671 (2)	67.03	3.728	09:16:59.944
4 -	40.888	71.5	57.308	61.2	IN PIT		5:22.021 P	27.20	3:15.078	09:22:21.965
5 -	OUTLAP	65.7	59.350	60.8	29.693	105.3	2:14.967	64.90	8.024	09:24:36.932
6 -	41.016	78.7	56.530	60.0	29.397	103.8	2:06.943 (1)	69.00		09:26:43.875

P29 7		Jamie ASHBY		Honda - JPA Racing / SP125						
IDEAL LAP TIME : 2:09.578		BEST LAP TIME : 2:09.887		DIFFERENCE : 0.309						
LAP	SECTOR 1	SECTOR 2	SECTOR 3	LAP TIME	MPH	DIFF	TIME OF DAY			
1 -	OUTLAP	19.7			IN PIT		11:32.817 P	12.64	9:22.930	09:21:45.950
2 -	OUTLAP	65.5	1:05.115	56.5	32.268	87.0	2:25.564	60.17	15.677	09:24:11.514
3 -	43.230	69.3	1:01.447	59.0	32.030	90.9	2:16.707 (3)	64.07	6.820	09:26:28.221
4 -	42.031	74.1	58.987	62.3	30.707	94.9	2:11.725 (2)	66.50	1.838	09:28:39.946
5 -	40.608	73.9	58.263	61.6	31.016	94.5	2:09.887 (1)	67.44		09:30:49.833

P30 39		Scout FLETCHER		Honda - Team BSP Honda						
IDEAL LAP TIME :		BEST LAP TIME :		DIFFERENCE :						
LAP	SECTOR 1	SECTOR 2	SECTOR 3	LAP TIME	MPH	DIFF	TIME OF DAY			
1 -	OUTLAP	64.2	1:01.874	54.0	29.852	105.1	2:18.520	63.23		09:12:28.744

P31 79 M3		Chris TAYLOR		Honda - Elevator Saddles & Bridles						
IDEAL LAP TIME :		BEST LAP TIME :		DIFFERENCE :						
LAP	SECTOR 1	SECTOR 2	SECTOR 3	LAP TIME	MPH	DIFF	TIME OF DAY			
1 -					IN PIT		4:58.540 P	29.34		09:17:34.319

MCRCB BULLETIN TK003**2014 MCE British Superbike Championship - Round 12****2014 Motul British Motostar Championship****FREE PRACTICE 1 - BEST SPEEDS**

POS	SECTOR 1			SECTOR 2			FINISH LINE		
	NO	NAME	MPH	NO	NAME	MPH	NO	NAME	MPH
1	28	Bradley RAY	97.5	28	Bradley RAY	84.4	66	Joe IRVING	123.1
2	34	Jordan WEAVING	94.6	12	Edward RENDELL	78.1	28	Bradley RAY	122.0
3	66	Joe IRVING	94.6	34	Jordan WEAVING	77.4	42	James HOBSON	120.4
4	6	Taz TAYLOR	93.2	36	Jayson URIBE	76.6	127	Georgina POLDEN	120.0
5	12	Edward RENDELL	92.6	6	Taz TAYLOR	74.0	26	Jorel BOERBOOM	119.4
6	36	Jayson URIBE	92.5	84	Daniel HERMANSSON	73.5	64	Asher DURHAM	118.7
7	42	James HOBSON	90.3	66	Joe IRVING	72.4	6	Taz TAYLOR	118.3
8	26	Jorel BOERBOOM	90.1	86	Charlie NESBITT	72.3	36	Jayson URIBE	118.1
9	57	Simon LOW	89.3	4	Louis VALLELEY	71.9	86	Charlie NESBITT	118.1
10	86	Charlie NESBITT	89.1	42	James HOBSON	71.6	34	Jordan WEAVING	117.9
11	25	Mike BROUWERS	89.0	25	Mike BROUWERS	71.0	74	Joe THOMPSON	117.9
12	90	Greg GREENWOOD	88.7	90	Greg GREENWOOD	70.5	13	Sam BURMAN	116.9
13	84	Daniel HERMANSSON	87.6	47	Jake ARCHER	68.9	47	Jake ARCHER	115.7
14	13	Sam BURMAN	87.2	74	Joe THOMPSON	68.8	12	Edward RENDELL	115.3
15	74	Joe THOMPSON	86.9	19	Kai JOHNSON	68.6	25	Mike BROUWERS	115.3
16	47	Jake ARCHER	85.8	57	Simon LOW	68.6	90	Greg GREENWOOD	115.1
17	127	Georgina POLDEN	85.7	13	Sam BURMAN	68.4	57	Simon LOW	114.7
18	4	Louis VALLELEY	85.5	43	Arnie SHELTON	67.9	84	Daniel HERMANSSON	114.1
19	64	Asher DURHAM	85.0	127	Georgina POLDEN	66.9	27	Cat GREEN	113.9
20	35	Elliot LODGE	84.3	35	Elliot LODGE	66.6	35	Elliot LODGE	113.3
21	43	Arnie SHELTON	81.4	88	Wesley JONKER	66.5	43	Arnie SHELTON	112.2
22	124	Tasia RODINK	81.4	100	Stephen CAMPBELL	66.4	124	Tasia RODINK	112.2
23	44	Jake BAYFORD	80.6	26	Jorel BOERBOOM	64.7	100	Stephen CAMPBELL	111.6
24	100	Stephen CAMPBELL	80.2	44	Jake BAYFORD	63.0	19	Kai JOHNSON	110.1
25	88	Wesley JONKER	79.8	124	Tasia RODINK	62.8	4	Louis VALLELEY	110.0
26	19	Kai JOHNSON	79.6	7	Jamie ASHBY	62.3	44	Jake BAYFORD	110.0
27	99	Miguel CORREIA-LOURENCO	78.7	27	Cat GREEN	62.3	88	Wesley JONKER	110.0
28	27	Cat GREEN	78.3	64	Asher DURHAM	61.7	99	Miguel CORREIA-LOURENCO	109.2
29	7	Jamie ASHBY	74.1	99	Miguel CORREIA-LOURENCO	61.2	39	Scout FLETCHER	105.1
30	39	Scout FLETCHER	64.2	39	Scout FLETCHER	54.0	7	Jamie ASHBY	94.9
31									

Weather / Track : Sunny / Wet

Brands Hatch GP

Circuit Length = 2.4332 miles

Start: 09:10 Flag 09:30 End: 09:32

Results can be found at www.tsl-timing.com

Printed - 09:35 Friday, 17 October 2014

MCRCB BULLETIN TK004

2014 MCE British Superbike Championship - Round 12

2014 Motul British Motostar Championship

FREE PRACTICE 1 - BEST SECTORS

SECTOR 1			SECTOR 2			SECTOR 3			IDEAL / BEST COMPARISON						
POS	NO	NAME	TIME	NO	NAME	TIME	NO	NAME	TIME	POS	NO	NAME	IDEAL	BEST	DIFF
1	66	IRVING	34.271	28	RAY	47.531	66	IRVING	25.174				PERFECT LAP	1:46.976	
2	28	RAY	34.571	36	URIBE	48.046	28	RAY	25.190	1	28	RAY	1:47.292	1:47.292	0.000
3	36	URIBE	34.953	66	IRVING	48.201	86	NESBITT	25.818	2	66	IRVING	1:47.646	1:47.646	0.000
4	12	RENDELL	35.134	12	RENDELL	48.761	36	URIBE	25.872	3	36	URIBE	1:48.871	1:48.976	0.105
5	6	TAYLOR	35.723	86	NESBITT	49.145	12	RENDELL	26.077	4	12	RENDELL	1:49.972	1:50.219	0.247
6	86	NESBITT	35.745	6	TAYLOR	49.154	74	THOMPSON	26.375	5	86	NESBITT	1:50.708	1:51.121	0.413
7	34	WEAVING	35.754	34	WEAVING	50.025	34	WEAVING	26.387	6	6	TAYLOR	1:51.469	1:51.469	0.000
8	42	HOBSON	36.226	90	GREENWOOD	50.202	127	POLDEN	26.483	7	34	WEAVING	1:52.166	1:52.523	0.357
9	127	POLDEN	36.286	74	THOMPSON	50.243	42	HOBSON	26.528	8	127	POLDEN	1:53.057	1:53.323	0.266
10	90	GREENWOOD	36.328	127	POLDEN	50.288	26	BOERBOOM	26.550	9	42	HOBSON	1:53.138	1:53.189	0.051
11	64	DURHAM	36.626	25	BROUWERS	50.383	6	TAYLOR	26.592	10	90	GREENWOOD	1:53.440	1:53.627	0.187
12	35	LODGE	36.735	42	HOBSON	50.384	25	BROUWERS	26.659	11	74	THOMPSON	1:53.612	1:53.912	0.300
13	25	BROUWERS	36.908	47	ARCHER	51.369	64	DURHAM	26.871	12	25	BROUWERS	1:53.950	1:54.072	0.122
14	84	HERMANSSON	36.934	26	BOERBOOM	51.384	90	GREENWOOD	26.910	13	26	BOERBOOM	1:55.080	1:55.281	0.201
15	74	THOMPSON	36.994	35	LODGE	51.744	84	HERMANSSON	27.086	14	64	DURHAM	1:55.361	1:55.529	0.168
16	26	BOERBOOM	37.146	64	DURHAM	51.864	35	LODGE	27.097	15	35	LODGE	1:55.576	1:55.576	0.000
17	57	LOW	37.416	4	VALLELEY	51.922	57	LOW	27.176	16	47	ARCHER	1:56.070	1:56.211	0.141
18	4	VALLELEY	37.481	57	LOW	52.335	47	ARCHER	27.188	17	84	HERMANSSON	1:56.495	1:57.257	0.762
19	47	ARCHER	37.513	84	HERMANSSON	52.475	88	JONKER	27.621	18	57	LOW	1:56.927	1:58.041	1.114
20	19	JOHNSON	37.848	19	JOHNSON	53.165	4	VALLELEY	27.772	19	4	VALLELEY	1:57.175	1:57.184	0.009
21	88	JONKER	38.089	88	JONKER	53.386	19	JOHNSON	27.843	20	19	JOHNSON	1:58.856	1:59.421	0.565
22	44	BAYFORD	38.566	13	BURMAN	54.014	13	BURMAN	27.844	21	88	JONKER	1:59.096	1:59.340	0.244
23	27	GREEN	38.655	27	GREEN	54.344	100	CAMPBELL	27.858	22	13	BURMAN	2:00.626	2:00.632	0.006
24	13	BURMAN	38.768	100	CAMPBELL	54.476	124	RODINK	28.144	23	27	GREEN	2:01.291	2:02.432	1.141
25	100	CAMPBELL	39.148	43	SHELTON	54.490	44	BAYFORD	28.266	24	100	CAMPBELL	2:01.482	2:01.743	0.261
26	43	SHELTON	39.738	44	BAYFORD	54.878	27	GREEN	28.292	25	44	BAYFORD	2:01.710	2:02.606	0.896
27	124	RODINK	39.748	124	RODINK	55.001	99	CORREIA-LOUREN	29.126	26	124	RODINK	2:02.893	2:02.893	0.000
28	7	ASHBY	40.608	99	CORREIA-LOUREN	56.530	43	SHELTON	29.220	27	43	SHELTON	2:03.448	2:04.376	0.928
29	99	CORREIA-LOUREN	40.751	7	ASHBY	58.263	39	FLETCHER	29.852	28	99	CORREIA-LOURENC	2:06.407	2:06.943	0.536
30				39	FLETCHER	1:01.874	7	ASHBY	30.707	29	7	ASHBY	2:09.578	2:09.887	0.309
31										30	39	FLETCHER			
										31	79	TAYLOR			

Weather / Track : Sunny / Wet

Results can be found at www.tsl-timing.com

Brands Hatch GP
 Circuit Length = 2.4332 miles
 Start: 09:10 Flag 09:30 End: 09:32

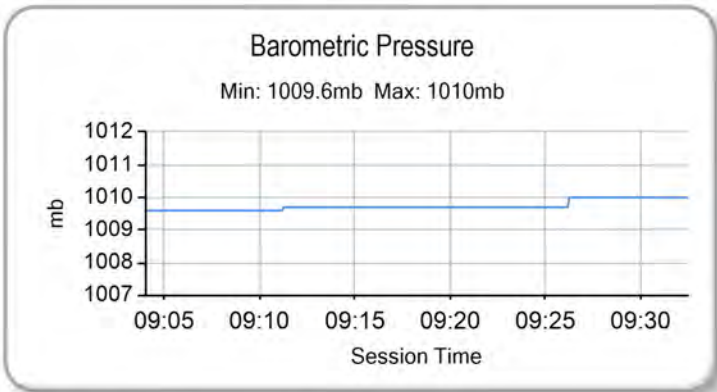
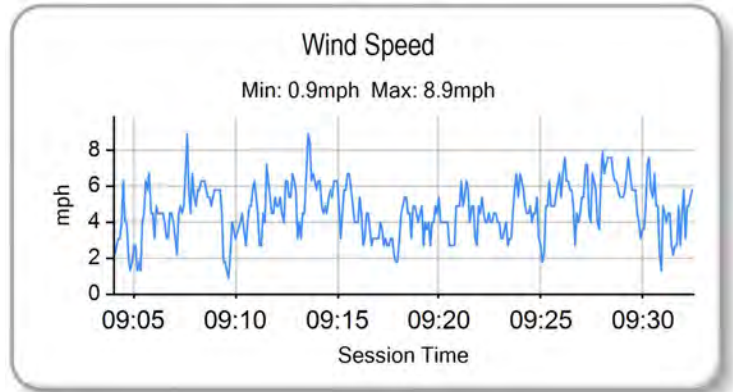
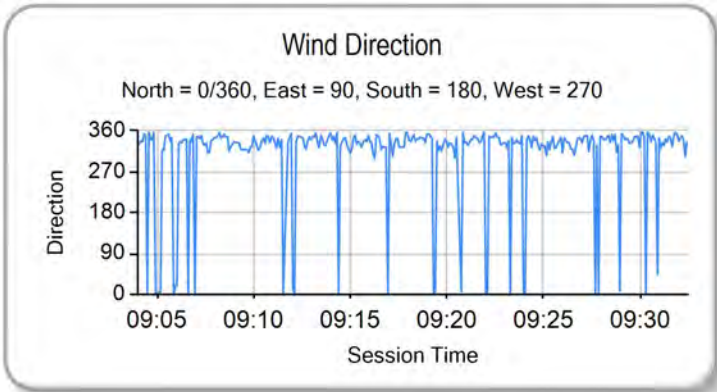
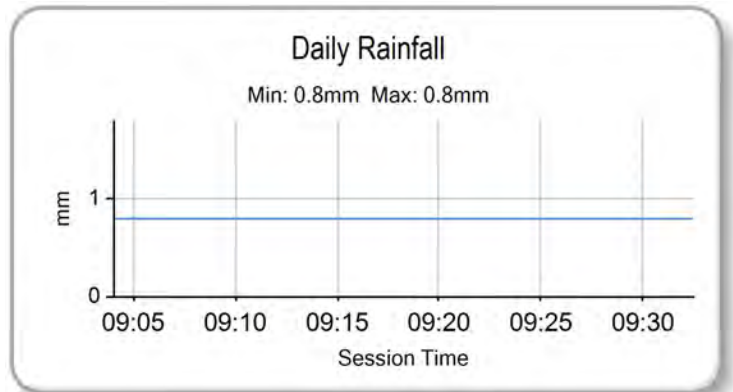
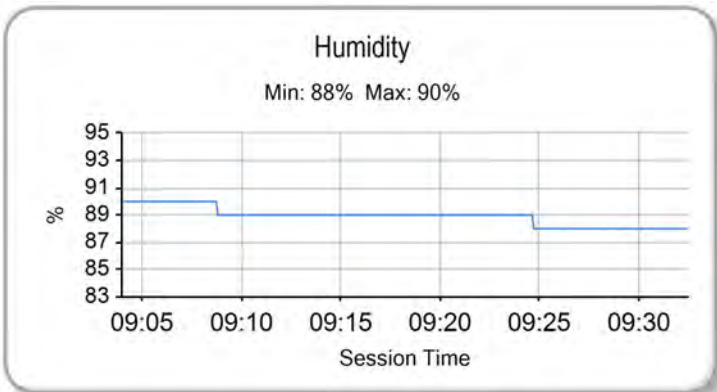
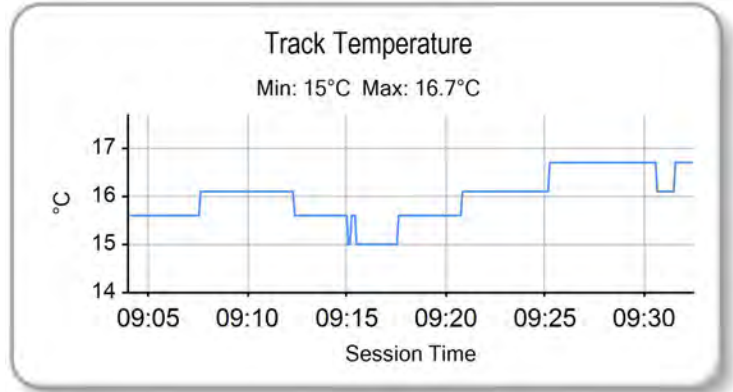
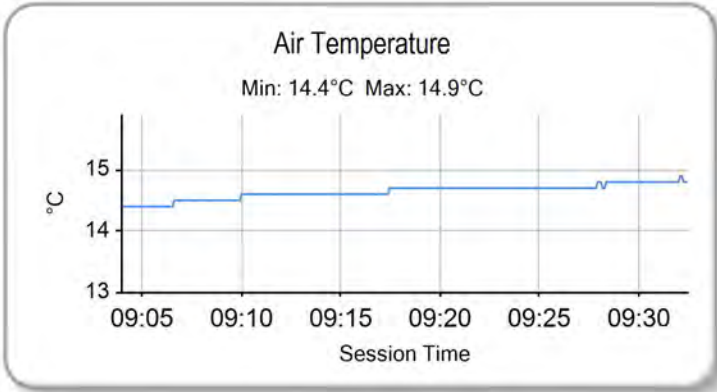
Printed - 09:35 Friday, 17 October 2014

MCRCB BULLETIN TK005

2014 MCE British Superbike Championship - Round 12

2014 Motul British Motostar Championship

FREE PRACTICE 1 - WEATHER CONDITIONS



Weather / Track : Sunny / Wet

Results can be found at www.tsl-timing.com

Brands Hatch GP
Circuit Length = 2.4332 miles
Start: 09:10 Flag 09:30 End: 09:32

Printed - 09:36 Friday, 17 October 2014



POS	NO	CL	PIC NAME	ENTRY	TIME	ON	LAPS	GAP	DIFF	MPH
1	66	M3	1 Joe IRVING	KTM - Redline KTM	1:35.964	7	11			91.28
2	28		1 Bradley RAY	EE125 - FAB-Racing	1:36.020	11	11	0.056	0.056	91.22
3	6		2 Taz TAYLOR	Luyten Honda - FPW Racing / Hookless Holidays	1:36.547	11	12	0.583	0.527	90.73
4	86	M3	2 Charlie NESBITT	Repli-Cast - Repli-Cast UK	1:37.240	11	12	1.276	0.693	90.08
5	12		3 Edward RENDELL	Honda - Banks Racing	1:37.362	10	11	1.398	0.122	89.97
6	34	M3	3 Jordan WEAVING	KTM - Jordan Racing / Burkert	1:38.183	10	11	2.219	0.821	89.21
7	43		4 Arnie SHELTON	Honda - e3 Motorsport with Shelton Racing	1:39.172	12	12	3.208	0.989	88.32
8	36	M3	4 Jayson URIBE	Honda - FPW Racing / RSR	1:39.239	10	10	3.275	0.067	88.27
9	35		5 Elliot LODGE	Honda - SP125 / Spike Racing	1:39.538	10	11	3.574	0.299	88.00
10	64	M3	5 Asher DURHAM	Honda - Century 21 / Cresswell Racing	1:39.578	12	12	3.614	0.040	87.96
11	65		6 Josh OWENS	Honda - RCD Motorsport	1:39.764	12	12	3.800	0.186	87.80
12	90		7 Greg GREENWOOD	Luyten Honda - FPW Racing	1:40.459	11	12	4.495	0.695	87.19
13	42	M3	6 James HOBSON	KTM - Two 4 Motorsport with RS Racing	1:40.525	11	12	4.561	0.066	87.14
14	26	M3	7 Jorel BOERBOOM	Suter Honda - RV Racing	1:40.683	8	10	4.719	0.158	87.00
15	25	M3	8 Mike BROUWERS	Honda - Joma / Brouwers Racing Team	1:41.052	9	11	5.088	0.369	86.68
16	84		8 Daniel HERMANSSON	TSR Luyten - FPW Racing	1:41.133	11	11	5.169	0.081	86.61
17	127		9 Georgina POLDEN	Honda - RS Racing	1:42.196	7	10	6.232	1.063	85.71
18	27	M3	9 Cat GREEN	Honda - Redline Racing	1:42.476	11	11	6.512	0.280	85.48
19	74	M3	10 Joe THOMPSON	Repli-Cast - Repli-Cast UK	1:42.556	11	11	6.592	0.080	85.41
20	57		10 Simon LOW	KTM - Century 21 / Cresswell Racing	1:42.692	11	11	6.728	0.136	85.30
21	47		11 Jake ARCHER	Honda - Jake Archer Racing	1:43.379	12	12	7.415	0.687	84.73
22	79	M3	11 Chris TAYLOR	Honda - Elevator Saddles & Bridles	1:43.942	6	6	7.978	0.563	84.27
23	19		12 Kai JOHNSON	Aprilia - Kinpac Racing	1:43.990	12	12	8.026	0.048	84.23
24	13	M3	12 Sam BURMAN	Honda - WNT / Burman Racing	1:44.783	6	11	8.819	0.793	83.59
25	10		13 Peter SUTHERLAND	Aprilia - Kinpac Racing	1:44.930	5	10	8.966	0.147	83.48
26	88		14 Wesley JONKER	Honda - Racing Family	1:45.313	11	12	9.349	0.383	83.17

QUALIFYING LAPTIME (110.0% of 1:35.964) = 1:45.560

27	124		15 Tasia RODINK	Honda - Promemo Racing	1:46.800	6	8	10.836	1.487	82.02
28	44		16 Jake BAYFORD	Honda - SGR Racing	1:46.925	5	5	10.961	0.125	81.92
29	100		17 Stephen CAMPBELL	Honda - Campbell Racing	1:48.818	11	11	12.854	1.893	80.49
30	7		18 Jamie ASHBY	Honda - JPA Racing / SP125	1:49.451	9	9	13.487	0.633	80.03
31	99		19 Miguel CORREIA-LOURENCO	Honda - Racing Team Noord Nederland	1:52.637	4	4	16.673	3.186	77.77
32	4		20 Louis VALLELEY	KTM - Century 21 / Cresswell Racing			2			

Weather / Track : Bright / Dry

These results are provisional until the conclusion of any judicial and technical matters.

Brands Hatch GP

Circuit Length = 2.4332 miles

Start: 13:25 Flag 13:45 End: 13:47

Race Director :	Stewards :	Timekeeper :
-----------------	------------	--------------

Results can be found at www.britishsuperbike.com

Printed - 13:47 Friday, 17 October 2014



MCRCB BULLETIN TK037

2014 MCE British Superbike Championship - Round 12

2014 Motul British Motostar Championship

FREE PRACTICE 2 - SECTOR ANALYSIS

SECTOR 1 = FL to I1, SECTOR 2 = I1 to I2, SECTOR 3 = I2 to FL, DIFF = Difference To Personal Best Lap

P1		66 M3		Joe IRVING		KTM - Redline KTM				
IDEAL LAP TIME : 1:35.694		BEST LAP TIME : 1:35.964		DIFFERENCE : 0.270						
LAP	SECTOR 1	SECTOR 2	SECTOR 3	LAP TIME	MPH	DIFF	TIME OF DAY			
1 -	OUTLAP	102.7	44.802	81.2	23.750	124.7	1:43.067	84.99	7.103	13:30:04.969
2 -	31.667	103.5	43.401	83.6	23.292	125.9	1:38.360	89.05	2.396	13:31:43.329
3 -	30.965	103.7	43.300	85.7	23.265	124.2	1:37.530	89.81	1.566	13:33:20.859
4 -	30.570	103.5	43.247	74.5	23.990	125.4	1:37.807	89.56	1.843	13:34:58.666
5 -	30.458	102.9	45.063	83.9	23.326	124.7	1:38.847	88.62	2.883	13:36:37.513
6 -	30.886	101.3	43.507	78.1	23.304	125.2	1:37.697	89.66	1.733	13:38:15.210
7 -	30.227	104.8	42.850	85.8	22.887	125.4	1:35.964 (1)	91.28		13:39:51.174
8 -	31.769	98.3	44.281	78.5	23.443	126.3	1:39.493	88.04	3.529	13:41:30.667
9 -	30.142	104.6	43.596	77.4	23.829	123.8	1:37.567	89.78	1.603	13:43:08.234
10 -	30.270	104.2	43.454	82.0	23.165	125.2	1:36.889 (2)	90.41	0.925	13:44:45.123
11 -	29.957	104.5	43.978	86.2	23.008	126.1	1:36.943 (3)	90.36	0.979	13:46:22.066

P2		28		Bradley RAY		EE125 - FAB-Racing				
IDEAL LAP TIME : 1:35.921		BEST LAP TIME : 1:36.020		DIFFERENCE : 0.099						
LAP	SECTOR 1	SECTOR 2	SECTOR 3	LAP TIME	MPH	DIFF	TIME OF DAY			
1 -	OUTLAP	86.5	52.373	74.3	26.224	109.6	1:58.422	73.97	22.402	13:27:02.962
2 -	34.605	89.1	47.689	81.5	24.949	118.7	1:47.243	81.68	11.223	13:28:50.205
3 -	32.892	94.9	46.046	81.6	IN PIT		3:39.096 P	39.98	2:03.076	13:32:29.301
4 -	OUTLAP	91.6	46.407	87.9	23.567	124.5	1:42.975	85.06	6.955	13:34:12.276
5 -	31.042	100.3	43.595	87.4	23.282	124.2	1:37.919	89.46	1.899	13:35:50.195
6 -	32.075	98.6	43.772	87.7	IN PIT		2:12.943 P	65.89	36.923	13:38:03.138
7 -	OUTLAP	100.6	43.521	87.7	23.025	124.7	1:37.663	89.69	1.643	13:39:40.801
8 -	30.345	102.9	43.527	89.1	23.310	124.9	1:37.182	90.13	1.162	13:41:17.983
9 -	30.466	101.5	42.863	87.7	22.868	124.7	1:36.197 (2)	91.06	0.177	13:42:54.180
10 -	30.190	101.5	43.015	93.3	23.029	123.8	1:36.234 (3)	91.02	0.214	13:44:30.414
11 -	30.241	101.6	42.879	93.5	22.900	123.3	1:36.020 (1)	91.22		13:46:06.434

P3		6		Taz TAYLOR		Luyten Honda - FPW Racing / Hookless Holidays				
IDEAL LAP TIME : 1:36.547		BEST LAP TIME : 1:36.547		DIFFERENCE : 0.000						
LAP	SECTOR 1	SECTOR 2	SECTOR 3	LAP TIME	MPH	DIFF	TIME OF DAY			
1 -	OUTLAP	93.0	48.461	74.3	25.195	122.0	1:50.286	79.42	13.739	13:26:56.425
2 -	34.473	85.4	46.893	81.6	24.470	123.1	1:45.836	82.76	9.289	13:28:42.261
3 -	31.581	96.1	45.098	83.3	23.882	122.2	1:40.561	87.10	4.014	13:30:22.822
4 -	31.169	100.4	44.831	80.8	23.806	124.0	1:39.806	87.76	3.259	13:32:02.628
5 -	31.456	100.7	43.933	83.7	23.632	122.6	1:39.021	88.46	2.474	13:33:41.649
6 -	30.851	101.3	45.097	83.6	23.457	124.9	1:39.405	88.12	2.858	13:35:21.054
7 -	30.903	100.6	44.889	83.8	23.748	122.9	1:39.540	88.00	2.993	13:37:00.594
8 -	30.797	101.0	43.184	89.0	23.345	123.5	1:37.326 (2)	90.00	0.779	13:38:37.920
9 -	31.493	98.1	44.337	85.4	23.361	124.5	1:39.191	88.31	2.644	13:40:17.111
10 -	30.970	101.6	44.047	87.6	23.394	123.3	1:38.411 (3)	89.01	1.864	13:41:55.522
11 -	30.630	101.6	42.803	90.9	23.114	123.5	1:36.547 (1)	90.73		13:43:32.069
12 -	30.899	98.5	45.060	86.2	23.161	122.9	1:39.120	88.37	2.573	13:45:11.189

P4		86 M3		Charlie NESBITT		Repli-Cast - Repli-Cast UK				
IDEAL LAP TIME : 1:36.929		BEST LAP TIME : 1:37.240		DIFFERENCE : 0.311						
LAP	SECTOR 1	SECTOR 2	SECTOR 3	LAP TIME	MPH	DIFF	TIME OF DAY			
1 -	OUTLAP	88.6	47.171	69.0	24.796	121.3	1:49.442	80.04	12.202	13:26:57.668
2 -	33.351	87.4	46.092	71.8	24.211	120.0	1:43.654	84.51	6.414	13:28:41.322
3 -	31.288	98.9	45.586	75.3	24.000	119.4	1:40.874	86.83	3.634	13:30:22.196
4 -	31.489	99.4	44.961	80.6	23.852	120.6	1:40.302	87.33	3.062	13:32:02.498
5 -	31.498	99.4	44.419	82.0	23.442	122.0	1:39.359	88.16	2.119	13:33:41.857
6 -	30.931	100.9	44.433	85.8	23.539	121.1	1:38.903	88.57	1.663	13:35:20.760
7 -	30.995	99.1	44.442	85.7	23.680	119.6	1:39.117	88.37	1.877	13:36:59.877
8 -	31.082	98.9	43.919	85.7	23.355	120.6	1:38.356 (3)	89.06	1.116	13:38:38.233
9 -	30.926	99.7	44.302	87.1	23.373	120.6	1:38.601	88.84	1.361	13:40:16.834
10 -	31.211	99.1	44.296	86.9	23.326	122.4	1:38.833	88.63	1.593	13:41:55.667
11 -	30.836	100.7	43.271	88.7	23.133	120.4	1:37.240 (1)	90.08		13:43:32.907

Weather / Track : Bright / Dry

Brands Hatch GP

Circuit Length = 2.4332 miles

Start: 13:25 Flag 13:45 End: 13:47

MCRCB BULLETIN TK037

2014 MCE British Superbike Championship - Round 12

2014 Motul British Motostar Championship

FREE PRACTICE 2 - SECTOR ANALYSIS

SECTOR 1 = FL to I1, SECTOR 2 = I1 to I2, SECTOR 3 = I2 to FL, DIFF = Difference To Personal Best Lap

12 - **30.546** 98.6 43.859 **88.8** **23.112** **122.6** 1:37.517 (2) 89.82 0.277 13:45:10.424

P5 12 Edward RENDELL		Honda - Banks Racing									
IDEAL LAP TIME : 1:37.362		BEST LAP TIME : 1:37.362				DIFFERENCE : 0.000					
LAP	SECTOR 1	SECTOR 2	SECTOR 3	LAP TIME	MPH	DIFF	TIME OF DAY				
1 -	OUTLAP	93.7	46.958	80.8	24.679	117.9	1:46.519	82.23	9.157	13:28:20.358	
2 -	32.136	96.0	45.412	82.0	24.573	117.7	1:42.121	85.77	4.759	13:30:02.479	
3 -	31.645	95.8	44.599	86.1	24.260	116.5	1:40.504	87.15	3.142	13:31:42.983	
4 -	31.706	96.2	44.092	87.1	23.817	117.1	1:39.615	87.93	2.253	13:33:22.598	
5 -	31.126	96.9	44.135	88.5	23.756	118.9	1:39.017	88.46	1.655	13:35:01.615	
6 -	31.958	95.8	44.433	84.0	IN PIT		2:54.228	P 50.27	1:16.866	13:37:55.843	
7 -	OUTLAP	96.2	44.512	83.1	24.033	117.7	1:40.814	86.89	3.452	13:39:36.657	
8 -	30.945	97.9	44.656	88.4	23.792	117.9	1:39.393	88.13	2.031	13:41:16.050	
9 -	30.958	97.6	44.063	90.8	23.521	119.8	1:38.542	(3) 88.89	1.180	13:42:54.592	
10 -	30.492	97.9	43.506	89.7	23.364	119.6	1:37.362	(1) 89.97		13:44:31.954	
11 -	30.582	97.9	43.627	88.5	23.386	119.1	1:37.595	(2) 89.75	0.233	13:46:09.549	

P6 34 M3 Jordan WEAVING		KTM - Jordan Racing / Burkert									
IDEAL LAP TIME : 1:38.183		BEST LAP TIME : 1:38.183				DIFFERENCE : 0.000					
LAP	SECTOR 1	SECTOR 2	SECTOR 3	LAP TIME	MPH	DIFF	TIME OF DAY				
1 -	OUTLAP	92.8	48.163	82.5	25.345	118.7	1:47.939	81.15	9.756	13:27:50.999	
2 -	33.207	96.9	45.821	87.1	24.106	121.1	1:43.134	84.93	4.951	13:29:34.133	
3 -	31.794	98.2	45.417	87.9	24.021	120.9	1:41.232	86.53	3.049	13:31:15.365	
4 -	31.424	99.2	45.052	89.3	24.011	120.2	1:40.487	87.17	2.304	13:32:55.852	
5 -	31.263	98.5	44.537	89.9	23.838	120.9	1:39.638	87.91	1.455	13:34:35.490	
6 -	31.151	98.8	44.344	89.7	23.937	120.6	1:39.432	88.09	1.249	13:36:14.922	
7 -	33.527	89.7	47.652	83.8	24.475	120.4	1:45.654	82.91	7.471	13:38:00.576	
8 -	31.351	99.2	44.221	90.5	23.548	121.7	1:39.120	(3) 88.37	0.937	13:39:39.696	
9 -	31.149	99.5	44.062	83.4	23.791	122.9	1:39.002	(2) 88.48	0.819	13:41:18.698	
10 -	30.841	100.6	43.827	90.9	23.515	121.5	1:38.183	(1) 89.21		13:42:56.881	
11 -	31.181	96.2	44.505	87.9	23.624	122.6	1:39.310	88.20	1.127	13:44:36.191	

P7 43 Arnie SHELTON		Honda - e3 Motorsport with Shelton Racing									
IDEAL LAP TIME : 1:39.172		BEST LAP TIME : 1:39.172				DIFFERENCE : 0.000					
LAP	SECTOR 1	SECTOR 2	SECTOR 3	LAP TIME	MPH	DIFF	TIME OF DAY				
1 -	OUTLAP	81.4	53.888	69.9	26.902	114.9	2:00.982	72.40	21.810	13:27:49.776	
2 -	36.067	82.1	50.469	75.5	25.565	115.7	1:52.101	78.14	12.929	13:29:41.877	
3 -	34.045	89.5	48.013	77.4	24.900	117.3	1:46.958	81.89	7.786	13:31:28.835	
4 -	33.055	93.7	46.486	79.4	24.586	119.4	1:44.127	84.12	4.955	13:33:12.962	
5 -	32.814	94.9	46.593	84.2	24.179	118.1	1:43.586	84.56	4.414	13:34:56.548	
6 -	32.223	93.9	45.727	80.7	23.993	118.7	1:41.943	85.92	2.771	13:36:38.491	
7 -	31.803	96.2	45.314	85.3	23.903	118.5	1:41.020	86.71	1.848	13:38:19.511	
8 -	31.653	96.9	44.749	85.3	23.651	119.4	1:40.053	(3) 87.55	0.881	13:39:59.564	
9 -	31.800	95.7	45.053	86.8	23.628	119.4	1:40.481	87.17	1.309	13:41:40.045	
10 -	31.467	97.3	45.433	84.8	23.751	117.9	1:40.651	87.03	1.479	13:43:20.696	
11 -	31.386	97.3	44.572	87.2	23.600	119.4	1:39.558	(2) 87.98	0.386	13:45:00.254	
12 -	31.240	97.6	44.359	86.3	23.573	120.0	1:39.172	(1) 88.32		13:46:39.426	

P8 36 M3 Jayson URIBE		Honda - FPW Racing / RSR									
IDEAL LAP TIME : 1:39.049		BEST LAP TIME : 1:39.239				DIFFERENCE : 0.190					
LAP	SECTOR 1	SECTOR 2	SECTOR 3	LAP TIME	MPH	DIFF	TIME OF DAY				
1 -	OUTLAP	77.4	57.207	63.8	IN PIT		5:14.838	P 27.82	3:35.599	13:30:22.121	
2 -	OUTLAP	82.1	47.253	80.2	24.538	119.6	1:50.829	79.03	11.590	13:32:12.950	
3 -	31.811	99.5	45.038	78.9	24.360	120.0	1:41.209	86.55	1.970	13:33:54.159	
4 -	31.577	99.1	44.461	80.8	23.890	122.0	1:39.928	87.66	0.689	13:35:34.087	
5 -	31.514	99.1	44.169	76.2	23.944	122.0	1:39.627	(2) 87.92	0.388	13:37:13.714	
6 -	31.396	99.8	44.753	84.3	23.655	119.6	1:39.804	(3) 87.77	0.565	13:38:53.518	
7 -	31.600	100.1	45.873	74.7	23.851	121.5	1:41.324	86.45	2.085	13:40:34.842	
8 -	31.983	97.9	45.698	85.2	23.793	120.4	1:41.474	86.32	2.235	13:42:16.316	
9 -	31.670	95.0	44.507	83.2	23.705	120.4	1:39.882	87.70	0.643	13:43:56.198	

Brands Hatch GP

Circuit Length = 2.4332 miles

Start: 13:25 Flag 13:45 End: 13:47

Weather / Track : Bright / Dry

MCRCB BULLETIN TK037

2014 MCE British Superbike Championship - Round 12

2014 Motul British Motostar Championship

FREE PRACTICE 2 - SECTOR ANALYSIS

SECTOR 1 = FL to I1, SECTOR 2 = I1 to I2, SECTOR 3 = I2 to FL, DIFF = Difference To Personal Best Lap

10 - 31.549 97.9 **43.998 88.3** 23.692 119.8 **1:39.239 (1) 88.27** **13:45:35.437**

P9 35		Elliot LODGE					Honda - SP125 / Spike Racing			
IDEAL LAP TIME : 1:39.349		BEST LAP TIME : 1:39.538			DIFFERENCE : 0.189					
LAP	SECTOR 1	SECTOR 2		SECTOR 3		LAP TIME	MPH	DIFF	TIME OF DAY	
1 -	OUTLAP	92.5	46.948	77.4	24.742	117.5	1:48.650	80.62	9.112	13:26:53.927
2 -	32.498	92.1	46.972	78.8	24.450	117.7	1:43.920	84.29	4.382	13:28:37.847
3 -	35.241	70.3	46.217	80.8	24.034	118.5	1:45.492	83.03	5.954	13:30:23.339
4 -	31.456	96.8	45.554	78.5	24.208	119.8	1:41.218 (3)	86.54	1.680	13:32:04.557
5 -	31.908	94.5	46.171	78.9	IN PIT		2:55.084 P	50.03	1:15.546	13:34:59.641
6 -	OUTLAP	90.5	46.099	83.3	24.351	116.3	1:46.548	82.21	7.010	13:36:46.189
7 -	31.999	92.9	45.897	78.0	IN PIT		2:47.443 P	52.31	1:07.905	13:39:33.632
8 -	OUTLAP	95.1	45.739	77.5	24.518	118.9	1:43.914	84.29	4.376	13:41:17.546
9 -	31.791	96.8	44.488	84.4	23.645	120.0	1:39.924 (2)	87.66	0.386	13:42:57.470
10 -	31.298	96.2	44.406	84.3	23.834	119.8	1:39.538 (1)	88.00		13:44:37.008
11 -	31.911	94.1	45.558	74.7	25.924	118.3	1:43.393	84.72	3.855	13:46:20.401

P10 64 M3		Asher DURHAM					Honda - Century 21 / Cresswell Racing			
IDEAL LAP TIME : 1:39.032		BEST LAP TIME : 1:39.578			DIFFERENCE : 0.546					
LAP	SECTOR 1	SECTOR 2		SECTOR 3		LAP TIME	MPH	DIFF	TIME OF DAY	
1 -	OUTLAP	88.0	48.693	66.3	24.570	122.9	1:51.433	78.61	11.855	13:26:59.405
2 -	33.194	93.7	46.975	69.2	24.814	123.5	1:44.983	83.44	5.405	13:28:44.388
3 -	33.063	96.5	45.862	72.3	24.089	120.9	1:43.014	85.03	3.436	13:30:27.402
4 -	32.844	95.3	45.795	76.4	23.779	122.0	1:42.418	85.53	2.840	13:32:09.820
5 -	31.482	98.6	45.773	67.1	24.390	122.0	1:41.645	86.18	2.067	13:33:51.465
6 -	31.654	97.2	45.576	73.2	24.283	121.5	1:41.513	86.29	1.935	13:35:32.978
7 -	31.613	98.9	45.001	76.6	23.895	121.7	1:40.509	87.15	0.931	13:37:13.487
8 -	31.346	98.5	45.592	81.0	23.509	123.3	1:40.447 (3)	87.20	0.869	13:38:53.934
9 -	31.424	97.5	45.521	78.6	23.620	123.1	1:40.565	87.10	0.987	13:40:34.499
10 -	31.912	98.6	44.470	76.2	23.926	120.4	1:40.308 (2)	87.32	0.730	13:42:14.807
11 -	32.579	92.5	45.720	79.5	23.462	123.5	1:41.761	86.08	2.183	13:43:56.568
12 -	31.892	97.9	44.275	79.2	23.411	122.4	1:39.578 (1)	87.96		13:45:36.146

P11 65		Josh OWENS					Honda - RCD Motorsport			
IDEAL LAP TIME : 1:39.440		BEST LAP TIME : 1:39.764			DIFFERENCE : 0.324					
LAP	SECTOR 1	SECTOR 2		SECTOR 3		LAP TIME	MPH	DIFF	TIME OF DAY	
1 -	OUTLAP	82.6	49.330	68.6	25.231	118.7	1:54.536	76.48	14.772	13:27:02.587
2 -	34.404	93.0	46.938	74.9	24.628	118.5	1:45.970	82.66	6.206	13:28:48.557
3 -	32.886	95.0	46.153	77.4	24.406	120.2	1:43.445	84.68	3.681	13:30:32.002
4 -	32.984	95.1	46.237	76.4	IN PIT		2:26.219 P	59.90	46.455	13:32:58.221
5 -	OUTLAP	93.7	46.024	76.8	24.211	118.3	1:45.070	83.37	5.306	13:34:43.291
6 -	31.830	96.0	44.978	80.2	23.875	119.4	1:40.683	87.00	0.919	13:36:23.974
7 -	31.963	94.2	46.649	76.6	24.486	118.3	1:43.098	84.96	3.334	13:38:07.072
8 -	31.561	96.9	45.027	78.6	23.956	118.9	1:40.544	87.12	0.780	13:39:47.616
9 -	31.753	94.5	44.990	82.4	23.846	120.4	1:40.589	87.08	0.825	13:41:28.205
10 -	31.168	97.2	44.732	79.4	24.451	118.3	1:40.351 (3)	87.29	0.587	13:43:08.556
11 -	31.552	97.6	44.949	81.6	23.732	120.4	1:40.233 (2)	87.39	0.469	13:44:48.789
12 -	31.492	97.5	44.694	81.5	23.578	120.4	1:39.764 (1)	87.80		13:46:28.553

P12 90		Greg GREENWOOD					Luyten Honda - FPW Racing			
IDEAL LAP TIME : 1:40.303		BEST LAP TIME : 1:40.459			DIFFERENCE : 0.156					
LAP	SECTOR 1	SECTOR 2		SECTOR 3		LAP TIME	MPH	DIFF	TIME OF DAY	
1 -	OUTLAP	91.4	49.271	72.8	25.410	119.6	1:52.110	78.13	11.651	13:26:55.778
2 -	34.914	89.5	48.086	74.1	24.805	120.2	1:47.805	81.25	7.346	13:28:43.583
3 -	32.803	94.1	46.511	78.2	24.564	118.1	1:43.878	84.32	3.419	13:30:27.461
4 -	35.415	93.2	46.048	78.3	24.081	120.4	1:45.544	82.99	5.085	13:32:13.005
5 -	32.596	95.8	45.509	80.5	24.042	120.4	1:42.147	85.75	1.688	13:33:55.152
6 -	32.311	95.7	45.103	83.9	24.039	120.0	1:41.453 (3)	86.34	0.994	13:35:36.605
7 -	33.461	93.0	45.496	80.6	24.141	118.3	1:43.098	84.96	2.639	13:37:19.703
8 -	31.866	94.5	45.699	82.3	23.966	119.6	1:41.531	86.27	1.072	13:39:01.234

Weather / Track : Bright / Dry

Brands Hatch GP

Circuit Length = 2.4332 miles

Start: 13:25 Flag 13:45 End: 13:47

MCRCB BULLETIN TK037

2014 MCE British Superbike Championship - Round 12

2014 Motul British Motostar Championship

FREE PRACTICE 2 - SECTOR ANALYSIS

SECTOR 1 = FL to I1, SECTOR 2 = I1 to I2, SECTOR 3 = I2 to FL, DIFF = Difference To Personal Best Lap

9 -	31.667	96.0	45.372	80.8	23.902	119.4	1:40.941 (2)	86.78	0.482	13:40:42.175
10 -	32.254	95.3	45.494	81.7	23.853	120.0	1:41.601	86.21	1.142	13:42:23.776
11 -	31.823	94.5	45.068	82.3	23.568	121.1	1:40.459 (1)	87.19		13:44:04.235
12 -	32.412	89.5	46.876	80.2	24.759	113.1	1:44.047	84.19	3.588	13:45:48.282

P13 42 M3 James HOBSON		KTM - Two 4 Motorsport with RS Racing								
IDEAL LAP TIME : 1:40.416		BEST LAP TIME : 1:40.525			DIFFERENCE : 0.109					
LAP	SECTOR 1	SECTOR 2	SECTOR 3	LAP TIME	MPH	DIFF	TIME OF DAY			
1 -	OUTLAP	85.8	48.831	71.8	25.974	120.6	1:53.008	77.51	12.483	13:26:57.160
2 -	33.624	93.7	47.598	79.7	24.773	122.6	1:45.995	82.64	5.470	13:28:43.155
3 -	32.816	93.7	46.503	77.0	24.563	122.4	1:43.882	84.32	3.357	13:30:27.037
4 -	33.169	94.2	46.453	82.3	24.557	120.6	1:44.179	84.08	3.654	13:32:11.216
5 -	32.320	95.8	46.177	78.0	24.807	122.9	1:43.304	84.79	2.779	13:33:54.520
6 -	32.096	101.0	45.203	79.7	24.672	118.9	1:41.971	85.90	1.446	13:35:36.491
7 -	34.078	93.0	45.483	79.3	24.247	122.0	1:43.808	84.38	3.283	13:37:20.299
8 -	32.222	97.1	45.334	77.4	24.058	123.3	1:41.614	86.20	1.089	13:39:01.913
9 -	31.938	101.0	44.947	79.7	23.889	124.0	1:40.774 (3)	86.92	0.249	13:40:42.687
10 -	31.828	96.9	44.949	81.9	23.985	123.5	1:40.762 (2)	86.93	0.237	13:42:23.449
11 -	31.673	101.3	44.854	82.4	23.998	123.5	1:40.525 (1)	87.14		13:44:03.974
12 -	32.563	87.6	46.745	78.7	24.657	117.7	1:43.965	84.25	3.440	13:45:47.939

P14 26 M3 Jorel BOERBOOM		Suter Honda - RV Racing								
IDEAL LAP TIME : 1:40.644		BEST LAP TIME : 1:40.683			DIFFERENCE : 0.039					
LAP	SECTOR 1	SECTOR 2	SECTOR 3	LAP TIME	MPH	DIFF	TIME OF DAY			
1 -	OUTLAP	81.2	49.376	70.3	25.236	120.6	1:52.451	77.89	11.768	13:26:57.437
2 -	34.399	82.9	48.183	68.8	25.316	121.3	1:47.898	81.18	7.215	13:28:45.335
3 -	33.759	85.3	47.590	75.2	24.713	121.7	1:46.062	82.59	5.379	13:30:31.397
4 -	33.043	92.0	46.512	78.6	24.367	121.7	1:43.922	84.29	3.239	13:32:15.319
5 -	32.324	99.1	45.739	78.9	IN PIT		5:32.848 P	26.31	3:52.165	13:37:48.167
6 -	OUTLAP	88.7	47.245	78.4	24.527	123.3	1:48.636	80.63	7.953	13:39:36.803
7 -	32.192	98.6	45.716	78.3	23.943	123.8	1:41.851 (3)	86.00	1.168	13:41:18.654
8 -	31.956	98.5	44.938	79.2	23.789	123.8	1:40.683 (1)	87.00		13:42:59.337
9 -	31.917	96.8	45.096	79.9	23.801	123.3	1:40.814 (2)	86.89	0.131	13:44:40.151
10 -	33.050	94.9	46.962	77.5	24.081	123.5	1:44.093	84.15	3.410	13:46:24.244

P15 25 M3 Mike BROUWERS		Honda - Joma / Brouwers Racing Team								
IDEAL LAP TIME : 1:40.478		BEST LAP TIME : 1:41.052			DIFFERENCE : 0.574					
LAP	SECTOR 1	SECTOR 2	SECTOR 3	LAP TIME	MPH	DIFF	TIME OF DAY			
1 -	OUTLAP	93.5	49.148	71.0	25.548	117.1	1:53.054	77.48	12.002	13:27:01.867
2 -	33.836	94.6	47.951	82.5	25.094	116.9	1:46.881	81.95	5.829	13:28:48.748
3 -	33.179	95.8	46.525	85.1	24.334	117.5	1:44.038	84.19	2.986	13:30:32.786
4 -	33.698	94.9	46.444	85.9	24.453	116.7	1:44.595	83.75	3.543	13:32:17.381
5 -	32.640	96.0	45.863	84.2	24.273	116.5	1:42.776	85.23	1.724	13:34:00.157
6 -	33.477	84.3	52.209	78.2	IN PIT		2:33.710 P	56.98	52.658	13:36:33.867
7 -	OUTLAP	94.6	45.136	80.7	24.294	116.9	1:44.085	84.16	3.033	13:38:17.952
8 -	32.147	96.2	45.268	85.8	24.007	116.5	1:41.422 (3)	86.37	0.370	13:39:59.374
9 -	31.914	95.5	45.286	83.1	23.852	118.3	1:41.052 (1)	86.68		13:41:40.426
10 -	31.490	97.1	45.456	78.6	24.401	118.1	1:41.347 (2)	86.43	0.295	13:43:21.773
11 -	32.359	95.5	45.298	87.2	23.993	116.9	1:41.650	86.17	0.598	13:45:03.423

P16 84 Daniel HERMANSSON		TSR Luyten - FPW Racing								
IDEAL LAP TIME : 1:41.133		BEST LAP TIME : 1:41.133			DIFFERENCE : 0.000					
LAP	SECTOR 1	SECTOR 2	SECTOR 3	LAP TIME	MPH	DIFF	TIME OF DAY			
1 -	OUTLAP	88.7	50.000	74.2	25.752	116.9	1:55.342	75.94	14.209	13:27:01.132
2 -	35.806	55.8	53.365	77.5	IN PIT		3:16.268 P	44.63	1:35.135	13:30:17.400
3 -	OUTLAP	92.3	47.893	81.9	24.491	117.5	1:47.021	81.85	5.888	13:32:04.421
4 -	32.721	95.7	47.755	85.1	24.645	117.9	1:45.121	83.33	3.988	13:33:49.542
5 -	32.765	94.2	46.864	78.4	24.580	118.5	1:44.209	84.06	3.076	13:35:33.751
6 -	32.618	96.0	46.642	80.5	IN PIT		2:23.246 P	61.15	42.113	13:37:56.997
7 -	OUTLAP	94.9	46.365	84.0	24.699	118.1	1:43.118	84.94	1.985	13:39:40.115

Weather / Track : Bright / Dry

Brands Hatch GP

Circuit Length = 2.4332 miles

Start: 13:25 Flag 13:45 End: 13:47

MCRCB BULLETIN TK037

2014 MCE British Superbike Championship - Round 12

2014 Motul British Motostar Championship

FREE PRACTICE 2 - SECTOR ANALYSIS

SECTOR 1 = FL to I1, SECTOR 2 = I1 to I2, SECTOR 3 = I2 to FL, DIFF = Difference To Personal Best Lap

8 -	32.014	95.5	45.576	84.2	24.078	118.5	1:41.668 (3)	86.16	0.535	13:41:21.783
9 -	32.401	95.1	45.853	83.4	24.359	117.3	1:42.613	85.36	1.480	13:43:04.396
10 -	31.871	94.5	45.615	85.1	24.059	118.7	1:41.545 (2)	86.26	0.412	13:44:45.941
11 -	31.824	95.1	45.420	86.9	23.889	118.1	1:41.133 (1)	86.61		13:46:27.074

P17 127		Georgina POLDEN				Honda - RS Racing				
IDEAL LAP TIME : 1:41.836		BEST LAP TIME : 1:42.196				DIFFERENCE : 0.360				
LAP	SECTOR 1	SECTOR 2	SECTOR 3	LAP TIME	MPH	DIFF	TIME OF DAY			
1 -	OUTLAP	82.6	51.566	63.0	IN PIT		3:38.521 P	40.08	1:56.325	13:28:41.666
2 -	OUTLAP	86.2	48.375	70.4	24.948	122.0	1:52.448	77.90	10.252	13:30:34.114
3 -	33.945	90.6	46.135	75.9	25.006	122.2	1:45.086	83.35	2.890	13:32:19.200
4 -	32.569	95.8	45.679	76.3	24.188	122.0	1:42.436	85.51	0.240	13:34:01.636
5 -	33.009	91.9	45.537	75.5	24.581	121.5	1:43.127	84.94	0.931	13:35:44.763
6 -	32.288	95.3	45.791	76.0	24.270	121.3	1:42.349 (2)	85.58	0.153	13:37:27.112
7 -	32.165	96.6	45.897	75.5	24.134	122.9	1:42.196 (1)	85.71		13:39:09.308
8 -	32.490	97.9	45.620	77.1	IN PIT		3:00.094 P	48.64	1:17.898	13:42:09.402
9 -	OUTLAP	95.1	46.494	76.5	24.273	121.7	1:46.562	82.20	4.366	13:43:55.964
10 -	32.417	96.8	45.836	78.6	24.143	121.7	1:42.396 (3)	85.54	0.200	13:45:38.360

P18 27 M3		Cat GREEN				Honda - Redline Racing				
IDEAL LAP TIME : 1:42.476		BEST LAP TIME : 1:42.476				DIFFERENCE : 0.000				
LAP	SECTOR 1	SECTOR 2	SECTOR 3	LAP TIME	MPH	DIFF	TIME OF DAY			
1 -	OUTLAP	82.7	54.008	69.1	26.428	119.6	1:59.153	73.51	16.677	13:28:04.336
2 -	36.215	85.1	49.102	68.8	25.399	120.2	1:50.716	79.11	8.240	13:29:55.052
3 -	34.460	88.8	48.308	72.6	25.262	116.7	1:48.030	81.08	5.554	13:31:43.082
4 -	33.959	90.3	48.280	74.3	24.709	120.9	1:46.948	81.90	4.472	13:33:30.030
5 -	34.793	89.7	47.478	77.3	24.511	123.1	1:46.782	82.03	4.306	13:35:16.812
6 -	33.437	94.3	47.624	74.9	24.599	122.2	1:45.660	82.90	3.184	13:37:02.472
7 -	33.545	95.1	47.321	73.7	24.784	116.5	1:45.650	82.91	3.174	13:38:48.122
8 -	33.619	95.4	46.822	77.9	24.636	121.1	1:45.077	83.36	2.601	13:40:33.199
9 -	33.302	90.6	46.016	78.1	24.301	124.2	1:43.619 (2)	84.53	1.143	13:42:16.818
10 -	33.683	92.9	46.039	78.0	24.415	122.9	1:44.137 (3)	84.11	1.661	13:44:00.955
11 -	32.684	97.2	45.582	79.1	24.210	123.3	1:42.476 (1)	85.48		13:45:43.431

P19 74 M3		Joe THOMPSON				Repli-Cast - Repli-Cast UK				
IDEAL LAP TIME : 1:42.556		BEST LAP TIME : 1:42.556				DIFFERENCE : 0.000				
LAP	SECTOR 1	SECTOR 2	SECTOR 3	LAP TIME	MPH	DIFF	TIME OF DAY			
1 -	OUTLAP	90.9	49.593	70.0	25.965	120.0	1:53.292	77.32	10.736	13:26:57.073
2 -	34.430	94.9	47.636	72.9	25.167	123.1	1:47.233	81.68	4.677	13:28:44.306
3 -	34.485	94.2	47.416	73.5	25.567	121.7	1:47.468	81.51	4.912	13:30:31.774
4 -	33.732	96.2	46.349	77.1	24.831	120.6	1:44.912	83.49	2.356	13:32:16.686
5 -	36.002	86.5	47.374	75.7	25.194	120.6	1:48.570	80.68	6.014	13:34:05.256
6 -	33.137	96.0	47.918	74.7	IN PIT		2:14.883 P	64.94	32.327	13:36:20.139
7 -	OUTLAP	92.5	46.781	78.3	25.035	120.4	1:47.366	81.58	4.810	13:38:07.505
8 -	32.711	95.1	46.055	79.0	24.565	120.2	1:43.331 (3)	84.77	0.775	13:39:50.836
9 -	32.652	97.8	47.652	73.8	27.119	120.4	1:47.423	81.54	4.867	13:41:38.259
10 -	32.738	96.5	46.273	79.7	24.311	120.6	1:43.322 (2)	84.78	0.766	13:43:21.581
11 -	32.467	95.8	45.972	82.4	24.117	121.5	1:42.556 (1)	85.41		13:45:04.137

P20 57		Simon LOW				KTM - Century 21 / Cresswell Racing				
IDEAL LAP TIME : 1:42.644		BEST LAP TIME : 1:42.692				DIFFERENCE : 0.048				
LAP	SECTOR 1	SECTOR 2	SECTOR 3	LAP TIME	MPH	DIFF	TIME OF DAY			
1 -	OUTLAP	90.1	52.357	66.7	26.349	118.1	2:03.426	70.97	20.734	13:27:11.241
2 -	35.150	94.6	49.876	71.4	28.302	93.4	1:53.328	77.29	10.636	13:29:04.569
3 -	47.516	25.5	1:01.335	75.0	IN PIT		2:45.321 P	52.98	1:02.629	13:31:49.890
4 -	OUTLAP	67.1	51.046	75.9	25.139	117.3	1:57.243	74.71	14.551	13:33:47.133
5 -	33.788	94.2	47.498	77.4	24.737	119.4	1:46.023	82.62	3.331	13:35:33.156
6 -	32.809	95.1	46.491	82.2	24.812	117.5	1:44.112 (2)	84.13	1.420	13:37:17.268
7 -	33.117	94.9	47.189	77.4	24.268	119.4	1:44.574 (3)	83.76	1.882	13:39:01.842
8 -	32.318	98.2	48.006	77.6	24.651	118.5	1:44.975	83.44	2.283	13:40:46.817

Weather / Track : Bright / Dry

Brands Hatch GP

Circuit Length = 2.4332 miles

Start: 13:25 Flag 13:45 End: 13:47

MCRCB BULLETIN TK037

2014 MCE British Superbike Championship - Round 12

2014 Motul British Motostar Championship

FREE PRACTICE 2 - SECTOR ANALYSIS

SECTOR 1 = FL to I1, SECTOR 2 = I1 to I2, SECTOR 3 = I2 to FL, DIFF = Difference To Personal Best Lap

9 -	33.246	96.6	46.721	79.7	25.095	118.9	1:45.062	83.37	2.370	13:42:31.879
10 -	33.279	95.4	46.895	76.9	24.504	118.1	1:44.678	83.68	1.986	13:44:16.557
11 -	32.366	96.4	46.084	75.8	24.242	118.3	1:42.692 (1)	85.30		13:45:59.249

P21 47		Jake ARCHER					Honda - Jake Archer Racing				
IDEAL LAP TIME : 1:43.119		BEST LAP TIME : 1:43.379					DIFFERENCE : 0.260				
LAP	SECTOR 1	SECTOR 2		SECTOR 3		LAP TIME	MPH	DIFF	TIME OF DAY		
1 -	OUTLAP	84.5	49.754	68.8	26.189	116.7	1:55.121	76.09	11.742	13:27:04.389	
2 -	34.847	88.5	48.355	71.6	25.250	118.3	1:48.452	80.77	5.073	13:28:52.841	
3 -	34.012	90.1	47.666	74.0	24.944	118.1	1:46.622	82.15	3.243	13:30:39.463	
4 -	33.953	92.6	46.982	76.1	24.836	117.3	1:45.771	82.81	2.392	13:32:25.234	
5 -	33.217	93.4	47.257	76.8	24.632	117.5	1:45.106	83.34	1.727	13:34:10.340	
6 -	33.077	94.3	46.159	77.5	24.668	117.3	1:43.904	84.30	0.525	13:35:54.244	
7 -	32.955	91.8	46.462	76.1	24.506	118.3	1:43.923	84.29	0.544	13:37:38.167	
8 -	34.194	93.0	46.833	76.6	24.669	117.7	1:45.696	82.87	2.317	13:39:23.863	
9 -	32.972	93.9	46.556	77.0	24.677	117.1	1:44.205	84.06	0.826	13:41:08.068	
10 -	32.671	96.0	46.642	77.6	24.455	118.1	1:43.768 (3)	84.41	0.389	13:42:51.836	
11 -	32.582	92.9	46.223	78.6	24.591	117.7	1:43.396 (2)	84.72	0.017	13:44:35.232	
12 -	32.662	93.7	46.339	77.5	24.378	118.1	1:43.379 (1)	84.73		13:46:18.611	

P22 79 M3		Chris TAYLOR					Honda - Elevator Saddles & Bridles				
IDEAL LAP TIME : 1:43.942		BEST LAP TIME : 1:43.942					DIFFERENCE : 0.000				
LAP	SECTOR 1	SECTOR 2		SECTOR 3		LAP TIME	MPH	DIFF	TIME OF DAY		
1 -	OUTLAP	78.3	51.031	66.5	25.960	121.1	1:55.577	75.79	11.635	13:34:59.797	
2 -	34.564	85.4	47.923	73.9	24.915	119.6	1:47.402 (3)	81.56	3.460	13:36:47.199	
3 -	34.408	88.5	48.264	69.1	IN PIT		3:37.645 P	40.24	1:53.703	13:40:24.844	
4 -	OUTLAP	85.1	48.449	70.1	25.260	119.4	1:49.646	79.89	5.704	13:42:14.490	
5 -	33.432	89.1	46.520	75.1	24.599	120.9	1:44.551 (2)	83.78	0.609	13:43:59.041	
6 -	32.929	92.0	46.496	75.0	24.517	119.8	1:43.942 (1)	84.27		13:45:42.983	

P23 19		Kai JOHNSON					Aprilia - Kinpac Racing				
IDEAL LAP TIME : 1:43.964		BEST LAP TIME : 1:43.990					DIFFERENCE : 0.026				
LAP	SECTOR 1	SECTOR 2		SECTOR 3		LAP TIME	MPH	DIFF	TIME OF DAY		
1 -	OUTLAP	78.3	51.178	62.5	26.159	112.5	1:56.080	75.46	12.090	13:27:01.164	
2 -	34.573	85.2	49.029	70.7	25.568	112.2	1:49.170	80.24	5.180	13:28:50.334	
3 -	34.011	86.2	48.721	71.6	26.056	112.9	1:48.788	80.52	4.798	13:30:39.122	
4 -	34.350	87.6	48.239	73.7	25.573	112.7	1:48.162	80.98	4.172	13:32:27.284	
5 -	33.659	88.8	48.002	75.9	25.257	113.9	1:46.918	81.93	2.928	13:34:14.202	
6 -	33.309	89.3	47.593	74.7	25.163	113.5	1:46.065	82.58	2.075	13:36:00.267	
7 -	33.319	88.7	47.949	73.5	25.356	112.4	1:46.624	82.15	2.634	13:37:46.891	
8 -	33.533	86.4	48.049	76.7	25.278	113.3	1:46.860	81.97	2.870	13:39:33.751	
9 -	33.532	89.1	47.081	76.0	24.891	114.1	1:45.504	83.02	1.514	13:41:19.255	
10 -	32.747	91.4	47.482	75.9	24.988	113.7	1:45.217 (3)	83.25	1.227	13:43:04.472	
11 -	32.564	90.4	46.764	77.6	24.929	113.9	1:44.257 (2)	84.02	0.267	13:44:48.729	
12 -	32.551	91.8	46.522	77.9	24.917	114.3	1:43.990 (1)	84.23		13:46:32.719	

P24 13 M3		Sam BURMAN					Honda - WNT / Burman Racing				
IDEAL LAP TIME : 1:44.507		BEST LAP TIME : 1:44.783					DIFFERENCE : 0.276				
LAP	SECTOR 1	SECTOR 2		SECTOR 3		LAP TIME	MPH	DIFF	TIME OF DAY		
1 -	OUTLAP	92.1	49.963	76.0	25.569	118.9	1:52.510	77.85	7.727	13:26:55.538	
2 -	34.280	95.1	48.708	72.8	25.693	119.1	1:48.681	80.60	3.898	13:28:44.219	
3 -	34.240	96.5	47.518	76.4	26.122	118.9	1:47.880	81.19	3.097	13:30:32.099	
4 -	34.451	91.1	47.517	78.3	25.086	119.4	1:47.054	81.82	2.271	13:32:19.153	
5 -	33.461	96.2	46.902	79.2	24.775	119.6	1:45.138 (3)	83.31	0.355	13:34:04.291	
6 -	32.830	97.1	47.049	83.3	24.904	119.1	1:44.783 (1)	83.59		13:35:49.074	
7 -	33.177	95.4	48.064	79.7	IN PIT		2:33.521 P	57.05	48.738	13:38:22.595	
8 -	OUTLAP	94.2	48.374	73.1	25.552	117.9	1:50.216	79.47	5.433	13:40:12.811	
9 -	33.249	95.1	47.515	81.0	24.927	118.7	1:45.691	82.88	0.908	13:41:58.502	
10 -	33.113	96.6	47.146	79.0	24.995	118.1	1:45.254	83.22	0.471	13:43:43.756	
11 -	33.232	95.7	47.057	81.3	24.838	118.5	1:45.127 (2)	83.32	0.344	13:45:28.883	

Weather / Track : Bright / Dry

Brands Hatch GP

Circuit Length = 2.4332 miles

Start: 13:25 Flag 13:45 End: 13:47

MCRCB BULLETIN TK037

2014 MCE British Superbike Championship - Round 12

2014 Motul British Motostar Championship

FREE PRACTICE 2 - SECTOR ANALYSIS

SECTOR 1 = FL to I1, SECTOR 2 = I1 to I2, SECTOR 3 = I2 to FL, DIFF = Difference To Personal Best Lap

P25 10		Peter SUTHERLAND					Aprilia - Kinpac Racing				
IDEAL LAP TIME : 1:44.270		BEST LAP TIME : 1:44.930					DIFFERENCE : 0.660				
LAP	SECTOR 1	SECTOR 2		SECTOR 3		LAP TIME	MPH	DIFF	TIME OF DAY		
1 -	OUTLAP	80.6	51.917	63.6	26.602	116.9	1:58.173	74.12	13.243	13:28:02.718	
2 -	35.006	90.4	47.879	68.0	25.741	116.5	1:48.626	80.64	3.696	13:29:51.344	
3 -	34.336	92.9	47.346	70.8	25.523	116.7	1:47.205	81.71	2.275	13:31:38.549	
4 -	33.733	94.7	46.489	76.5	24.763	118.1	1:44.985 (2)	83.43	0.055	13:33:23.534	
5 -	33.018	91.4	47.044	76.6	24.868	118.7	1:44.930 (1)	83.48		13:35:08.464	
6 -	33.257	92.3	52.419	73.1	IN PIT		3:29.207 P	41.87	1:44.277	13:38:37.671	
7 -	OUTLAP	88.3	48.344	71.7	25.365	117.1	1:51.599	78.49	6.669	13:40:29.270	
8 -	33.557	93.2	46.920	75.3	25.100	118.7	1:45.577 (3)	82.97	0.647	13:42:14.847	
9 -	33.799	92.8	46.867	76.7	26.906	114.1	1:47.572	81.43	2.642	13:44:02.419	
10 -	33.949	92.0	47.535	74.7	24.923	118.1	1:46.407	82.32	1.477	13:45:48.826	

P26 88		Wesley JONKER					Honda - Racing Family				
IDEAL LAP TIME : 1:44.809		BEST LAP TIME : 1:45.313					DIFFERENCE : 0.504				
LAP	SECTOR 1	SECTOR 2		SECTOR 3		LAP TIME	MPH	DIFF	TIME OF DAY		
1 -	OUTLAP	87.3	50.866	72.3	26.433	112.7	1:56.137	75.42	10.824	13:27:02.375	
2 -	35.155	89.8	48.469	78.5	25.585	112.0	1:49.209	80.21	3.896	13:28:51.584	
3 -	34.015	91.1	48.179	81.9	25.737	111.8	1:47.931	81.16	2.618	13:30:39.515	
4 -	34.569	91.6	47.875	76.0	25.526	113.3	1:47.970	81.13	2.657	13:32:27.485	
5 -	34.014	91.8	47.794	79.6	25.072	114.1	1:46.880	81.95	1.567	13:34:14.365	
6 -	33.521	91.0	47.755	81.2	25.160	112.4	1:46.436	82.30	1.123	13:36:00.801	
7 -	33.585	90.3	47.316	74.4	25.462	112.4	1:46.363 (3)	82.35	1.050	13:37:47.164	
8 -	33.330	92.6	48.247	81.0	26.069	107.8	1:47.646	81.37	2.333	13:39:34.810	
9 -	34.368	83.3	47.364	82.3	25.189	112.4	1:46.921	81.92	1.608	13:41:21.731	
10 -	33.143	92.8	48.344	81.0	25.536	111.4	1:47.023	81.85	1.710	13:43:08.754	
11 -	33.412	89.9	46.689	83.0	25.212	111.8	1:45.313 (1)	83.17		13:44:54.067	
12 -	33.048	91.0	47.284	82.0	25.234	111.8	1:45.566 (2)	82.97	0.253	13:46:39.633	

P27 124		Tasia RODINK					Honda - Promemo Racing				
IDEAL LAP TIME : 1:46.283		BEST LAP TIME : 1:46.800					DIFFERENCE : 0.517				
LAP	SECTOR 1	SECTOR 2		SECTOR 3		LAP TIME	MPH	DIFF	TIME OF DAY		
1 -	OUTLAP	78.2	53.027	68.8	IN PIT		2:54.232 P	50.27	1:07.432	13:29:31.869	
2 -	OUTLAP	85.5	49.375	71.3	25.256	117.9	1:53.710	77.03	6.910	13:31:25.579	
3 -	34.227	95.0	48.030	73.1	24.915	118.9	1:47.172 (2)	81.73	0.372	13:33:12.751	
4 -	33.822	93.3	47.919	72.1	25.574	119.6	1:47.315 (3)	81.62	0.515	13:35:00.066	
5 -	39.250	59.5	56.150	71.6	25.271	118.3	2:00.671	72.59	13.871	13:37:00.737	
6 -	33.693	92.5	48.436	76.2	24.671	117.9	1:46.800 (1)	82.02		13:38:47.537	
7 -	33.799	92.3	1:10.519	54.1	IN PIT		4:27.690 P	32.72	2:40.890	13:43:15.227	
8 -	OUTLAP	86.1	48.524	74.0	25.180	117.9	1:55.111	76.09	8.311	13:45:10.338	

P28 44		Jake BAYFORD					Honda - SGR Racing				
IDEAL LAP TIME : 1:46.480		BEST LAP TIME : 1:46.925					DIFFERENCE : 0.445				
LAP	SECTOR 1	SECTOR 2		SECTOR 3		LAP TIME	MPH	DIFF	TIME OF DAY		
1 -	OUTLAP	84.9	51.214	73.8	25.983	109.4	1:56.983	74.88	10.058	13:29:22.306	
2 -	34.560	85.7	49.393	78.5	25.651	109.1	1:49.604 (3)	79.92	2.679	13:31:11.910	
3 -	34.481	87.3	54.215	71.6	26.082	110.0	1:54.778	76.31	7.853	13:33:06.688	
4 -	34.257	89.0	48.491	76.9	25.456	109.4	1:48.204 (2)	80.95	1.279	13:34:54.892	
5 -	33.894	88.6	47.644	78.5	25.387	109.1	1:46.925 (1)	81.92		13:36:41.817	

P29 100		Stephen CAMPBELL					Honda - Campbell Racing				
IDEAL LAP TIME : 1:48.654		BEST LAP TIME : 1:48.818					DIFFERENCE : 0.164				
LAP	SECTOR 1	SECTOR 2		SECTOR 3		LAP TIME	MPH	DIFF	TIME OF DAY		
1 -	OUTLAP	72.1	57.836	57.6	28.471	112.7	2:08.849	67.98	20.031	13:28:06.650	
2 -	37.722	77.0	52.794	59.2	27.291	112.0	1:57.807	74.35	8.989	13:30:04.457	
3 -	36.881	84.0	51.772	66.3	26.868	111.2	1:55.521	75.82	6.703	13:31:59.978	
4 -	35.782	82.6	50.928	68.2	26.529	112.2	1:53.239	77.35	4.421	13:33:53.217	
5 -	35.932	83.8	50.077	72.1	25.920	113.5	1:51.929	78.26	3.111	13:35:45.146	

Weather / Track : Bright / Dry

Brands Hatch GP

Circuit Length = 2.4332 miles

Start: 13:25 Flag 13:45 End: 13:47

MCRCB BULLETIN TK037

2014 MCE British Superbike Championship - Round 12

2014 Motul British Motostar Championship

FREE PRACTICE 2 - SECTOR ANALYSIS

SECTOR 1 = FL to I1, SECTOR 2 = I1 to I2, SECTOR 3 = I2 to FL, DIFF = Difference To Personal Best Lap

6 -	34.953	89.0	50.299	71.7	27.034	111.8	1:52.286	78.01	3.468	13:37:37.432
7 -	34.996	84.9	50.052	74.0	25.904	113.1	1:50.952	78.95	2.134	13:39:28.384
8 -	34.398	90.1	49.958	71.9	25.829	114.1	1:50.185 (3)	79.50	1.367	13:41:18.569
9 -	35.449	90.5	49.239	72.7	26.393	113.1	1:51.081	78.85	2.263	13:43:09.650
10 -	34.573	89.2	49.090	73.6	25.635	113.9	1:49.298 (2)	80.14	0.480	13:44:58.948
11 -	34.547	91.0	48.621	72.6	25.650	113.7	1:48.818 (1)	80.49		13:46:47.766

P30	7	Jamie ASHBY	Honda - JPA Racing / SP125							
IDEAL LAP TIME : 1:49.275		BEST LAP TIME : 1:49.451		DIFFERENCE : 0.176						
LAP	SECTOR 1	SECTOR 2	SECTOR 3	LAP TIME	MPH	DIFF	TIME OF DAY			

1 -	OUTLAP	75.4	56.968	66.1	29.413	97.2	2:08.948	67.93	19.497	13:28:46.727	
2 -		38.604	80.4	53.797	66.5	28.768	100.3	2:01.169	72.29	11.718	13:30:47.896
3 -		38.180	80.7	53.463	66.5	28.468	99.7	2:00.111	72.93	10.660	13:32:48.007
4 -		37.416	80.9	52.797	67.9	27.892	105.6	1:58.105	74.16	8.654	13:34:46.112
5 -		36.383	85.5	52.213	68.0	IN PIT		3:49.987 P	38.08	2:00.536	13:38:36.099
6 -	OUTLAP	77.1	52.826	64.5	27.448	106.3	2:02.493	71.51	13.042	13:40:38.592	
7 -		35.857	88.8	49.550	72.9	26.071	115.7	1:51.478 (3)	78.57	2.027	13:42:30.070
8 -		35.159	90.9	49.051	70.6	25.867	116.1	1:50.077 (2)	79.57	0.626	13:44:20.147
9 -		34.599	90.8	49.227	74.3	25.625	115.7	1:49.451 (1)	80.03		13:46:09.598

P31	99	Miguel CORREIA-LOURENCO	Honda - Racing Team Noord Nederland							
IDEAL LAP TIME : 1:50.203		BEST LAP TIME : 1:52.637		DIFFERENCE : 2.434						
LAP	SECTOR 1	SECTOR 2	SECTOR 3	LAP TIME	MPH	DIFF	TIME OF DAY			

1 -	OUTLAP	77.4	53.248	63.7	27.048	112.9	2:02.123	71.72	9.486	13:27:10.678	
2 -		36.827	85.9	51.610	66.1	IN PIT		3:13.911 P	45.17	1:21.274	13:30:24.589
3 -	OUTLAP	86.8	49.822	74.0	26.265	113.5	1:55.363	75.93	2.726	13:32:19.952	
4 -		35.763	86.4	50.975	71.4	25.899	112.5	1:52.637 (1)	77.77		13:34:12.589

P32	4	Louis VALLELEY	KTM - Century 21 / Cresswell Racing							
IDEAL LAP TIME :		BEST LAP TIME :		DIFFERENCE :						
LAP	SECTOR 1	SECTOR 2	SECTOR 3	LAP TIME	MPH	DIFF	TIME OF DAY			

1 -	OUTLAP	41.7	1:17.632	52.5	IN PIT		13:02.308 P	11.19		13:43:21.960
2 -	OUTLAP	75.9	54.452	68.5	28.056	106.3	2:05.202	69.96		13:45:27.162

MCRCB BULLETIN TK038**2014 MCE British Superbike Championship - Round 12****2014 Motul British Motostar Championship****FREE PRACTICE 2 - BEST SPEEDS**

POS	SECTOR 1			SECTOR 2			FINISH LINE		
	NO	NAME	MPH	NO	NAME	MPH	NO	NAME	MPH
1	66	Joe IRVING	104.8	28	Bradley RAY	93.5	66	Joe IRVING	126.3
2	28	Bradley RAY	102.9	6	Taz TAYLOR	90.9	6	Taz TAYLOR	124.9
3	6	Taz TAYLOR	101.6	34	Jordan WEAVING	90.9	28	Bradley RAY	124.9
4	42	James HOBSON	101.3	12	Edward RENDELL	90.8	27	Cat GREEN	124.2
5	86	Charlie NESBITT	100.9	86	Charlie NESBITT	88.8	42	James HOBSON	124.0
6	34	Jordan WEAVING	100.6	36	Jayson URIBE	88.3	26	Jorel BOERBOOM	123.8
7	36	Jayson URIBE	100.1	25	Mike BROUWERS	87.2	64	Asher DURHAM	123.5
8	26	Jorel BOERBOOM	99.1	43	Arnie SHELTON	87.2	74	Joe THOMPSON	123.1
9	64	Asher DURHAM	98.9	84	Daniel HERMANSSON	86.9	34	Jordan WEAVING	122.9
10	57	Simon LOW	98.2	66	Joe IRVING	86.2	127	Georgina POLDEN	122.9
11	12	Edward RENDELL	97.9	35	Elliot LODGE	84.4	86	Charlie NESBITT	122.6
12	127	Georgina POLDEN	97.9	90	Greg GREENWOOD	83.9	36	Jayson URIBE	122.0
13	74	Joe THOMPSON	97.8	13	Sam BURMAN	83.3	79	Chris TAYLOR	121.1
14	43	Arnie SHELTON	97.6	88	Wesley JONKER	83.0	90	Greg GREENWOOD	121.1
15	65	Josh OWENS	97.6	42	James HOBSON	82.4	65	Josh OWENS	120.4
16	27	Cat GREEN	97.2	65	Josh OWENS	82.4	35	Elliot LODGE	120.0
17	13	Sam BURMAN	97.1	74	Joe THOMPSON	82.4	43	Arnie SHELTON	120.0
18	25	Mike BROUWERS	97.1	57	Simon LOW	82.2	12	Edward RENDELL	119.8
19	35	Elliot LODGE	96.8	64	Asher DURHAM	81.0	13	Sam BURMAN	119.6
20	47	Jake ARCHER	96.0	26	Jorel BOERBOOM	79.9	124	Tasia RODINK	119.6
21	84	Daniel HERMANSSON	96.0	27	Cat GREEN	79.1	57	Simon LOW	119.4
22	90	Greg GREENWOOD	96.0	47	Jake ARCHER	78.6	10	Peter SUTHERLAND	118.7
23	124	Tasia RODINK	95.0	127	Georgina POLDEN	78.6	84	Daniel HERMANSSON	118.7
24	10	Peter SUTHERLAND	94.7	44	Jake BAYFORD	78.5	25	Mike BROUWERS	118.3
25	88	Wesley JONKER	92.8	19	Kai JOHNSON	77.9	47	Jake ARCHER	118.3
26	79	Chris TAYLOR	92.0	10	Peter SUTHERLAND	76.7	7	Jamie ASHBY	116.1
27	19	Kai JOHNSON	91.8	124	Tasia RODINK	76.2	19	Kai JOHNSON	114.3
28	100	Stephen CAMPBELL	91.0	79	Chris TAYLOR	75.1	88	Wesley JONKER	114.1
29	7	Jamie ASHBY	90.9	7	Jamie ASHBY	74.3	100	Stephen CAMPBELL	114.1
30	44	Jake BAYFORD	89.0	99	Miguel CORREIA-LOURENCO	74.2	99	Miguel CORREIA-LOURENCO	113.5
31	99	Miguel CORREIA-LOURENCO	86.8	100	Stephen CAMPBELL	74.0	44	Jake BAYFORD	110.0
32	4	Louis VALLELEY	75.9	4	Louis VALLELEY	68.5	4	Louis VALLELEY	106.3

Weather / Track : Bright / Dry

Brands Hatch GP

Circuit Length = 2.4332 miles

Start: 13:25 Flag 13:45 End: 13:47

Results can be found at www.tsl-timing.com

Printed - 13:49 Friday, 17 October 2014

MCRCB BULLETIN TK039

2014 MCE British Superbike Championship - Round 12

2014 Motul British Motostar Championship

FREE PRACTICE 2 - BEST SECTORS

SECTOR 1			SECTOR 2			SECTOR 3			IDEAL / BEST COMPARISON						
POS	NO	NAME	TIME	NO	NAME	TIME	NO	NAME	TIME	POS	NO	NAME	IDEAL	BEST	DIFF
1	66	IRVING	29.957	6	TAYLOR	42.803	28	RAY	22.868						
2	28	RAY	30.190	66	IRVING	42.850	66	IRVING	22.887	1	66	IRVING	1:35.628	1:35.964	0.270
3	12	RENDELL	30.492	28	RAY	42.863	86	NESBITT	23.112	2	28	RAY	1:35.921	1:36.020	0.099
4	86	NESBITT	30.546	86	NESBITT	43.271	6	TAYLOR	23.114	3	6	TAYLOR	1:36.547	1:36.547	0.000
5	6	TAYLOR	30.630	12	RENDELL	43.506	12	RENDELL	23.364	4	86	NESBITT	1:36.929	1:37.240	0.311
6	34	WEAVING	30.841	34	WEAVING	43.827	64	DURHAM	23.411	5	12	RENDELL	1:37.362	1:37.362	0.000
7	65	OWENS	31.168	36	URIBE	43.998	34	WEAVING	23.515	6	34	WEAVING	1:38.183	1:38.183	0.000
8	43	SHELTON	31.240	64	DURHAM	44.275	90	GREENWOOD	23.568	7	64	DURHAM	1:39.032	1:39.578	0.546
9	35	LODGE	31.298	43	SHELTON	44.359	43	SHELTON	23.573	8	36	URIBE	1:39.049	1:39.239	0.190
10	64	DURHAM	31.346	35	LODGE	44.406	65	OWENS	23.578	9	43	SHELTON	1:39.172	1:39.172	0.000
11	36	URIBE	31.396	65	OWENS	44.694	35	LODGE	23.645	10	35	LODGE	1:39.349	1:39.538	0.189
12	25	BROUWERS	31.490	42	HOBSON	44.854	36	URIBE	23.655	11	65	OWENS	1:39.440	1:39.764	0.324
13	90	GREENWOOD	31.667	26	BOERBOOM	44.938	26	BOERBOOM	23.789	12	90	GREENWOOD	1:40.303	1:40.459	0.156
14	42	HOBSON	31.673	90	GREENWOOD	45.068	25	BROUWERS	23.852	13	42	HOBSON	1:40.416	1:40.525	0.109
15	84	HERMANSSON	31.824	25	BROUWERS	45.136	42	HOBSON	23.889	14	25	BROUWERS	1:40.478	1:41.052	0.574
16	26	BOERBOOM	31.917	84	HERMANSSON	45.420	84	HERMANSSON	23.889	15	26	BOERBOOM	1:40.644	1:40.683	0.039
17	127	POLDEN	32.165	127	POLDEN	45.537	74	THOMPSON	24.117	16	84	HERMANSSON	1:41.133	1:41.133	0.000
18	57	LOW	32.318	27	GREEN	45.582	127	POLDEN	24.134	17	127	POLDEN	1:41.836	1:42.196	0.360
19	74	THOMPSON	32.467	74	THOMPSON	45.972	27	GREEN	24.210	18	27	GREEN	1:42.476	1:42.476	0.000
20	19	JOHNSON	32.551	57	LOW	46.084	57	LOW	24.242	19	74	THOMPSON	1:42.556	1:42.556	0.000
21	47	ARCHER	32.582	47	ARCHER	46.159	47	ARCHER	24.378	20	57	LOW	1:42.644	1:42.692	0.048
22	27	GREEN	32.684	10	SUTHERLAND	46.489	79	TAYLOR	24.517	21	47	ARCHER	1:43.119	1:43.379	0.260
23	13	BURMAN	32.830	79	TAYLOR	46.496	124	RODINK	24.671	22	79	TAYLOR	1:43.942	1:43.942	0.000
24	79	TAYLOR	32.929	19	JOHNSON	46.522	10	SUTHERLAND	24.763	23	19	JOHNSON	1:43.964	1:43.990	0.026
25	10	SUTHERLAND	33.018	88	JONKER	46.689	13	BURMAN	24.775	24	10	SUTHERLAND	1:44.270	1:44.930	0.660
26	88	JONKER	33.048	13	BURMAN	46.902	19	JOHNSON	24.891	25	13	BURMAN	1:44.507	1:44.783	0.276
27	44	BAYFORD	33.449	44	BAYFORD	47.644	88	JONKER	25.072	26	88	JONKER	1:44.809	1:45.313	0.504
28	124	RODINK	33.693	124	RODINK	47.919	44	BAYFORD	25.387	27	124	RODINK	1:46.283	1:46.800	0.517
29	100	CAMPBELL	34.398	100	CAMPBELL	48.621	7	ASHBY	25.625	28	44	BAYFORD	1:46.480	1:46.925	0.445
30	7	ASHBY	34.599	7	ASHBY	49.051	100	CAMPBELL	25.635	29	100	CAMPBELL	1:48.654	1:48.818	0.164
31	99	CORREIA-LOUREN	34.686	99	CORREIA-LOUREN	49.618	99	CORREIA-LOUREN	25.899	30	7	ASHBY	1:49.275	1:49.451	0.176
32				4	VALLELEY	54.452	4	VALLELEY	28.056	31	99	CORREIA-LOUREN	1:50.203	1:52.637	2.434
										32	4	VALLELEY			

Weather / Track : Bright / Dry

Results can be found at www.tsl-timing.com

Brands Hatch GP

Circuit Length = 2.4332 miles

Start: 13:25 Flag 13:45 End: 13:47

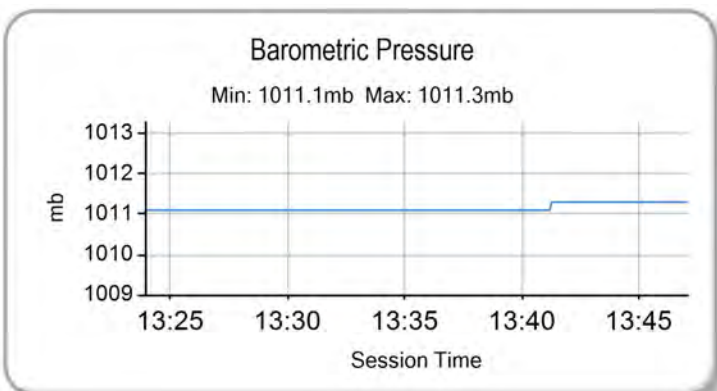
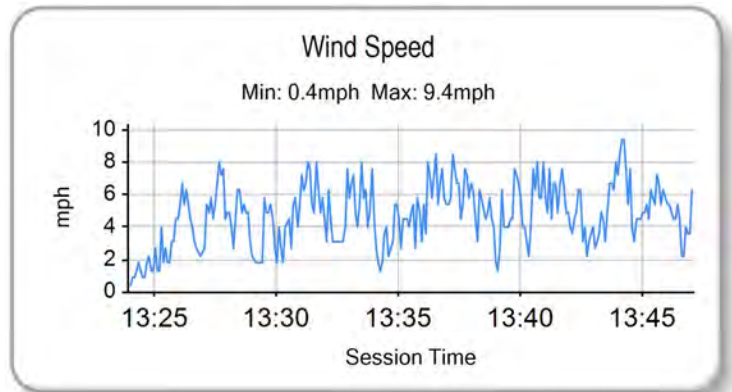
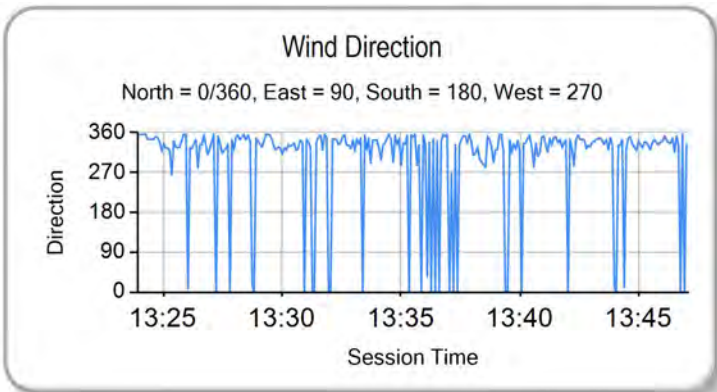
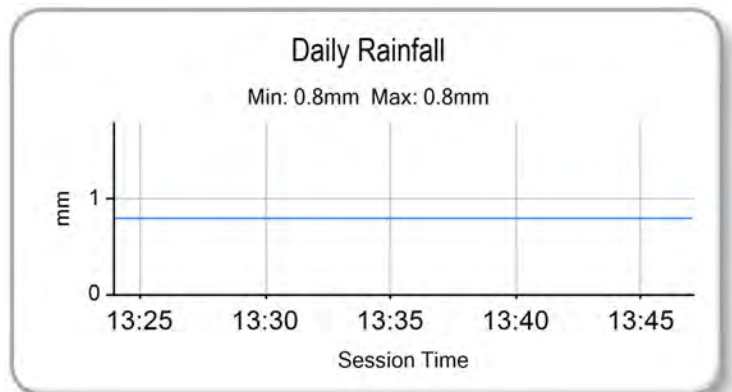
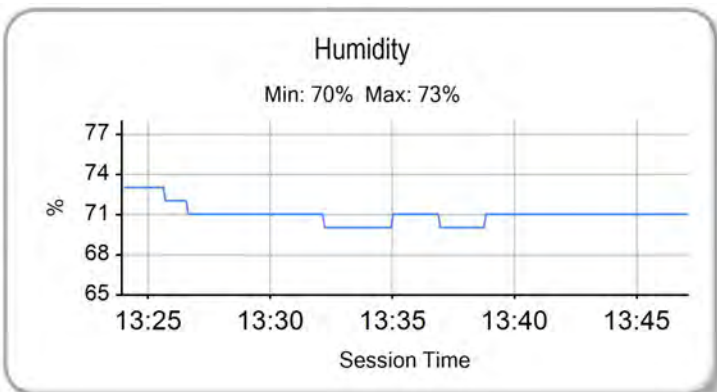
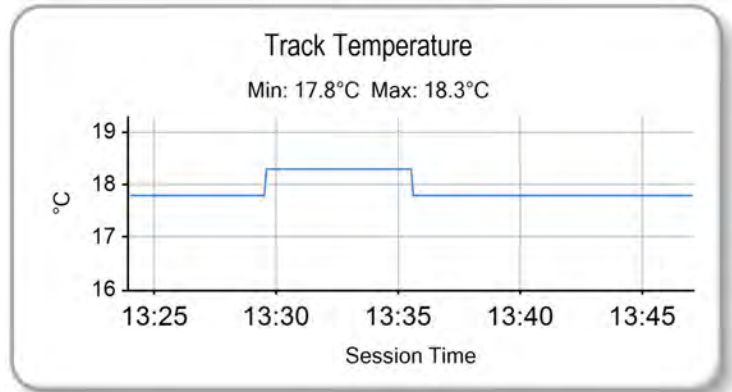
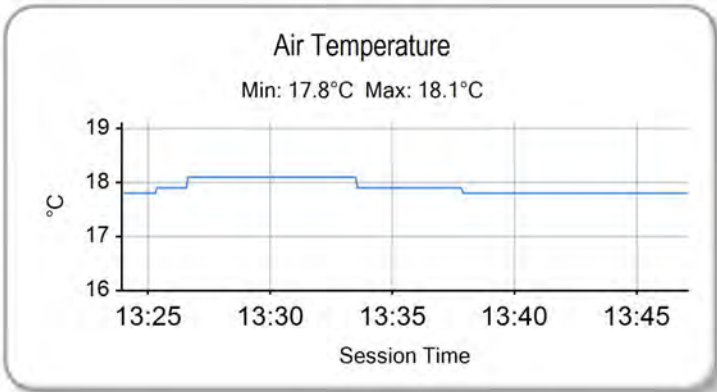
Printed - 13:49 Friday, 17 October 2014

MCRCB BULLETIN TK040

2014 MCE British Superbike Championship - Round 12

2014 Motul British Motostar Championship

FREE PRACTICE 2 - WEATHER CONDITIONS



Weather / Track : Bright / Dry

Results can be found at www.tsl-timing.com

Brands Hatch GP
Circuit Length = 2.4332 miles
Start: 13:25 Flag 13:45 End: 13:47

Printed - 13:49 Friday, 17 October 2014

QUALIFYING 1 - CLASSIFICATION



POS	NO	CL	PIC NAME	ENTRY	TIME	ON	LAPS	GAP	DIFF	MPH
1	66	M3	1 Joe IRVING	KTM - Redline KTM	1:43.699	13	13			84.47
2	28		1 Bradley RAY	EE125 - FAB-Racing	1:44.485	11	13	0.786	0.786	83.83
3	6		2 Taz TAYLOR	Luyten Honda - FPW Racing / Hookless Holidays	1:45.935	13	14	2.236	1.450	82.69
4	36	M3	2 Jayson URIBE	Honda - FPW Racing / RSR	1:45.996	13	14	2.297	0.061	82.64
5	34	M3	3 Jordan WEAVING	KTM - Jordan Racing / Burkert	1:47.258	8	8	3.559	1.262	81.67
6	127		3 Georgina POLDEN	Honda - RS Racing	1:47.745	9	13	4.046	0.487	81.30
7	86	M3	4 Charlie NESBITT	Repli-Cast - Repli-Cast UK	1:47.867	12	14	4.168	0.122	81.20
8	12		4 Edward RENDELL	Honda - Banks Racing	1:48.645	10	12	4.946	0.778	80.62
9	43		5 Arnie SHELTON	Honda - e3 Motorsport with Shelton Racing	1:48.812	13	13	5.113	0.167	80.50
10	90		6 Greg GREENWOOD	Luyten Honda - FPW Racing	1:48.887	12	13	5.188	0.075	80.44
11	64	M3	5 Asher DURHAM	Honda - Century 21 / Cresswell Racing	1:49.656	13	14	5.957	0.769	79.88
12	74	M3	6 Joe THOMPSON	Repli-Cast - Repli-Cast UK	1:50.232	14	14	6.533	0.576	79.46
13	42	M3	7 James HOBSON	KTM - Two 4 Motorsport with RS Racing	1:50.909	10	14	7.210	0.677	78.98
14	84		7 Daniel HERMANSSON	TSR Luyten - FPW Racing	1:51.153	9	13	7.454	0.244	78.80
15	26	M3	8 Jorel BOERBOOM	Suter Honda - RV Racing	1:51.811	13	14	8.112	0.658	78.34
16	88		8 Wesley JONKER	Honda - Racing Family	1:53.095	13	13	9.396	1.284	77.45
17	4		9 Louis VALLELEY	KTM - Century 21 / Cresswell Racing	1:53.415	10	13	9.716	0.320	77.23
18	13	M3	9 Sam BURMAN	Honda - WNT / Burman Racing	1:53.868	6	13	10.169	0.453	76.92
19	10		10 Peter SUTHERLAND	Aprilia - Kinpac Racing	1:53.921	13	13	10.222	0.053	76.89

QUALIFYING LAPTIME (110.0% of 1:43.699) = 1:54.068

20	44		11 Jake BAYFORD	Honda - SGR Racing	1:54.144	11	12	10.445	0.223	76.74
21	19		12 Kai JOHNSON	Aprilia - Kinpac Racing	1:54.163	12	13	10.464	0.019	76.73
22	27	M3	10 Cat GREEN	Honda - Redline Racing	1:54.335	11	13	10.636	0.172	76.61
23	25	M3	11 Mike BROUWERS	Honda - Joma / Brouwers Racing Team	1:54.430	3	7	10.731	0.095	76.55
24	47		13 Jake ARCHER	Honda - Jake Archer Racing	1:54.540	11	12	10.841	0.110	76.47
25	7		14 Jamie ASHBY	Honda - JPA Racing / SP125	1:55.094	7	12	11.395	0.554	76.11
26	124		15 Tasia RODINK	Honda - Promemo Racing	1:55.187	11	13	11.488	0.093	76.04
27	65		16 Josh OWENS	Honda - RCD Motorsport	1:55.301	2	2	11.602	0.114	75.97
28	57		17 Simon LOW	KTM - Century 21 / Cresswell Racing	1:56.194	10	11	12.495	0.893	75.38
29	100		18 Stephen CAMPBELL	Honda - Campbell Racing	1:56.527	9	10	12.828	0.333	75.17
30	39		19 Kasey WYATT	Honda - Team BSP Honda	1:59.326	2	2	15.627	2.799	73.41
31	79	M3	12 Chris TAYLOR	Honda - Elevator Saddles & Bridles	2:01.195	10	10	17.496	1.869	72.27
32	35		20 Elliot LODGE	Honda - SP125 / Spike Racing						

Weather / Track : Bright / Wet

These results are provisional until the conclusion of any judicial and technical matters.

Brands Hatch GP

Circuit Length = 2.4332 miles

Start: 09:00 Flag 09:25 End: 09:27

Race Director :	Stewards :	Timekeeper :
-----------------	------------	--------------

Results can be found at www.britishsuperbike.com

Printed - 09:27 Saturday, 18 October 2014



MCRCB BULLETIN TK074

2014 MCE British Superbike Championship - Round 12

2014 Motul British Motostar Championship

QUALIFYING 1 - SECTOR ANALYSIS

SECTOR 1 = FL to I1, SECTOR 2 = I1 to I2, SECTOR 3 = I2 to FL, DIFF = Difference To Personal Best Lap

P1		66 M3		Joe IRVING		KTM - Redline KTM				
IDEAL LAP TIME : 1:43.675		BEST LAP TIME : 1:43.699		DIFFERENCE : 0.024						
LAP	SECTOR 1	SECTOR 2	SECTOR 3	LAP TIME	MPH	DIFF	TIME OF DAY			
1 -	OUTLAP	89.5	50.830	67.8	26.007	122.9	1:55.468	75.86	11.769	09:02:15.836
2 -	35.633	89.5	49.089	73.3	25.264	122.6	1:49.986	79.64	6.287	09:04:05.822
3 -	35.672	93.3	48.188	70.9	25.135	122.2	1:48.995	80.36	5.296	09:05:54.817
4 -	34.630	95.3	48.648	72.3	25.855	121.3	1:49.133	80.26	5.434	09:07:43.950
5 -	34.425	93.7	47.486	74.3	25.143	121.5	1:47.054	81.82	3.355	09:09:31.004
6 -	33.988	94.5	47.062	74.5	25.065	122.4	1:46.115	82.55	2.416	09:11:17.119
7 -	33.495	98.9	46.708	76.6	24.691	122.2	1:44.894 (3)	83.51	1.195	09:13:02.013
8 -	37.610	82.7	49.409	73.5	IN PIT		3:59.481 P	36.57	2:15.782	09:17:01.494
9 -	OUTLAP	94.9	47.101	78.3	25.198	122.2	1:47.968	81.13	4.269	09:18:49.462
10 -	33.911	98.5	46.648	70.1	24.980	122.4	1:45.539	83.00	1.840	09:20:35.001
11 -	34.309	91.9	46.862	71.0	25.494	123.1	1:46.665	82.12	2.966	09:22:21.666
12 -	33.343	97.3	46.313	78.4	24.546	122.4	1:44.202 (2)	84.06	0.503	09:24:05.868
13 -	33.367	98.3	45.818	77.8	24.514	122.9	1:43.699 (1)	84.47		09:25:49.567

P2		28		Bradley RAY		EE125 - FAB-Racing				
IDEAL LAP TIME : 1:44.246		BEST LAP TIME : 1:44.485		DIFFERENCE : 0.239						
LAP	SECTOR 1	SECTOR 2	SECTOR 3	LAP TIME	MPH	DIFF	TIME OF DAY			
1 -	OUTLAP	91.1	51.113	76.8	25.676	120.9	2:01.239	72.25	16.754	09:02:06.864
2 -	36.361	95.3	48.359	77.4	25.290	119.8	1:50.010	79.62	5.525	09:03:56.874
3 -	35.166	96.0	47.669	81.9	24.978	120.6	1:47.813	81.25	3.328	09:05:44.687
4 -	34.677	98.6	46.863	83.5	24.988	119.4	1:46.528	82.23	2.043	09:07:31.215
5 -	34.350	98.8	46.503	84.9	24.785	119.8	1:45.638 (3)	82.92	1.153	09:09:16.853
6 -	38.288	89.7	48.394	82.7	IN PIT		4:16.831 P	34.10	2:32.346	09:13:33.684
7 -	OUTLAP	84.8	48.260	83.7	25.482	120.9	1:54.629	76.41	10.144	09:15:28.313
8 -	35.191	96.0	47.152	81.3	24.862	119.6	1:47.205	81.71	2.720	09:17:15.518
9 -	35.209	98.9	46.818	76.1	25.557	118.9	1:47.584	81.42	3.099	09:19:03.102
10 -	34.122	99.7	47.087	84.3	24.635	120.0	1:45.844	82.76	1.359	09:20:48.946
11 -	33.760	99.7	46.173	86.5	24.552	120.6	1:44.485 (1)	83.83		09:22:33.431
12 -	33.521	99.8	46.892	83.1	24.971	120.6	1:45.384 (2)	83.12	0.899	09:24:18.815
13 -	34.993	97.3	46.841	84.3	24.903	120.4	1:46.737	82.06	2.252	09:26:05.552

P3		6		Taz TAYLOR		Luyten Honda - FPW Racing / Hookless Holidays				
IDEAL LAP TIME : 1:45.920		BEST LAP TIME : 1:45.935		DIFFERENCE : 0.015						
LAP	SECTOR 1	SECTOR 2	SECTOR 3	LAP TIME	MPH	DIFF	TIME OF DAY			
1 -	OUTLAP	88.6	51.549	68.9	30.306	118.9	2:01.399	72.15	15.464	09:02:45.782
2 -	35.452	95.0	49.513	71.6	26.427	114.1	1:51.392	78.63	5.457	09:04:37.174
3 -	36.181	95.4	48.133	76.3	26.014	119.6	1:50.328	79.39	4.393	09:06:27.502
4 -	35.235	92.5	48.832	75.2	25.927	120.2	1:49.994	79.63	4.059	09:08:17.496
5 -	35.185	96.8	48.024	74.6	25.666	120.6	1:48.875	80.45	2.940	09:10:06.371
6 -	34.780	94.5	48.843	76.2	25.909	119.8	1:49.532	79.97	3.597	09:11:55.903
7 -	34.716	96.4	47.674	74.6	25.794	119.8	1:48.184	80.97	2.249	09:13:44.087
8 -	34.432	96.4	47.550	75.9	25.977	121.1	1:47.959	81.14	2.024	09:15:32.046
9 -	35.166	94.6	47.535	73.7	25.607	119.6	1:48.308	80.87	2.373	09:17:20.354
10 -	34.514	94.6	47.144	76.9	25.692	119.6	1:47.350	81.60	1.415	09:19:07.704
11 -	34.191	96.6	47.028	75.6	25.293	122.2	1:46.512 (2)	82.24	0.577	09:20:54.216
12 -	34.461	95.8	46.907	80.8	25.293	120.6	1:46.661 (3)	82.12	0.726	09:22:40.877
13 -	33.991	98.2	46.636	78.0	25.308	121.1	1:45.935 (1)	82.69		09:24:26.812
14 -	34.470	95.3	47.027	77.9	25.303	121.1	1:46.800	82.02	0.865	09:26:13.612

P4		36 M3		Jayson URIBE		Honda - FPW Racing / RSR				
IDEAL LAP TIME : 1:45.845		BEST LAP TIME : 1:45.996		DIFFERENCE : 0.151						
LAP	SECTOR 1	SECTOR 2	SECTOR 3	LAP TIME	MPH	DIFF	TIME OF DAY			
1 -	OUTLAP	88.7	49.923	71.3	26.419	115.1	1:55.268	75.99	9.272	09:01:58.729
2 -	35.284	93.8	49.118	74.0	26.171	115.5	1:50.573	79.22	4.577	09:03:49.302
3 -	34.640	94.3	48.896	73.9	25.899	115.9	1:49.435	80.04	3.439	09:05:38.737
4 -	34.593	93.4	49.117	77.4	25.966	115.9	1:49.676	79.87	3.680	09:07:28.413
5 -	35.054	79.5	49.647	80.5	25.419	117.3	1:50.120	79.54	4.124	09:09:18.533

Weather / Track : Bright / Wet

Brands Hatch GP

Circuit Length = 2.4332 miles

Start: 09:00 Flag 09:25 End: 09:27

MCRCB BULLETIN TK074

2014 MCE British Superbike Championship - Round 12

2014 Motul British Motostar Championship

QUALIFYING 1 - SECTOR ANALYSIS

SECTOR 1 = FL to I1, SECTOR 2 = I1 to I2, SECTOR 3 = I2 to FL, DIFF = Difference To Personal Best Lap

6 -	34.216	94.3	47.506	77.6	25.416	117.1	1:47.138	81.76	1.142	09:11:05.671
7 -	36.049	87.9	49.078	74.7	25.532	116.5	1:50.659	79.16	4.663	09:12:56.330
8 -	34.055	94.9	47.173	78.3	25.356	116.3	1:46.584 (2)	82.18	0.588	09:14:42.914
9 -	34.987	87.9	49.146	73.3	25.891	116.5	1:50.024	79.61	4.028	09:16:32.938
10 -	35.240	82.6	50.346	73.5	25.851	117.1	1:51.437	78.60	5.441	09:18:24.375
11 -	34.211	95.3	47.535	77.2	25.313	116.5	1:47.059	81.82	1.063	09:20:11.434
12 -	34.346	94.1	48.635	75.4	25.507	117.3	1:48.488	80.74	2.492	09:21:59.922
13 -	33.677	94.9	46.977	80.3	25.342	116.5	1:45.996 (1)	82.64		09:23:45.918
14 -	34.215	96.2	47.225	78.3	25.191	116.9	1:46.631 (3)	82.15	0.635	09:25:32.549

P5 34 M3 Jordan WEAVING

KTM - Jordan Racing / Burkert

IDEAL LAP TIME : 1:47.258

BEST LAP TIME : 1:47.258

DIFFERENCE : 0.000

LAP	SECTOR 1	SECTOR 2	SECTOR 3	LAP TIME	MPH	DIFF	TIME OF DAY			
1 -	OUTLAP	91.5	50.193	69.6	26.506	118.3	1:52.572	77.81	5.314	09:02:46.900
2 -	35.015	92.9	48.769	78.0	26.366	116.1	1:50.150 (3)	79.52	2.892	09:04:37.050
3 -	37.548	94.7	48.173	77.2	25.686	118.3	1:51.407	78.62	4.149	09:06:28.457
4 -	34.712	94.9	47.845	77.9	25.380	119.4	1:47.937 (2)	81.15	0.679	09:08:16.394
5 -	36.071	89.3	49.370	76.3	25.832	119.6	1:51.273	78.72	4.015	09:10:07.667
6 -	35.106	88.5	50.125	77.1	IN PIT		9:56.621 P	14.68	8:09.363	09:20:04.288
7 -	OUTLAP	90.0	49.084	79.7	25.547	117.9	1:50.487	79.28	3.229	09:21:54.775
8 -	34.380	95.3	47.793	81.7	25.085	118.7	1:47.258 (1)	81.67		09:23:42.033

P6 127 Georgina POLDEN

Honda - RS Racing

IDEAL LAP TIME : 1:47.745

BEST LAP TIME : 1:47.745

DIFFERENCE : 0.000

LAP	SECTOR 1	SECTOR 2	SECTOR 3	LAP TIME	MPH	DIFF	TIME OF DAY			
1 -	OUTLAP	83.7	53.811	64.3	27.418	119.6	2:02.937	71.25	15.192	09:02:06.139
2 -	37.228	89.8	48.745	73.5	25.628	122.0	1:51.601	78.49	3.856	09:03:57.740
3 -	35.438	90.1	50.021	72.0	25.793	121.1	1:51.252	78.73	3.507	09:05:48.992
4 -	35.712	89.2	49.104	73.6	25.834	119.6	1:50.650	79.16	2.905	09:07:39.642
5 -	35.840	89.2	47.928	76.1	25.381	119.8	1:49.149	80.25	1.404	09:09:28.791
6 -	34.989	92.6	48.176	78.7	25.549	120.9	1:48.714 (3)	80.57	0.969	09:11:17.505
7 -	35.525	95.4	48.132	71.2	IN PIT		3:41.366 P	39.57	1:53.621	09:14:58.871
8 -	OUTLAP	90.4	48.225	77.4	25.791	120.2	1:52.859	77.61	5.114	09:16:51.730
9 -	34.886	92.6	47.518	78.9	25.341	120.0	1:47.745 (1)	81.30		09:18:39.475
10 -	35.250	91.4	47.956	76.6	25.465	119.8	1:48.671 (2)	80.60	0.926	09:20:28.146
11 -	36.237	88.1	49.424	76.2	25.475	118.5	1:51.136	78.82	3.391	09:22:19.282
12 -	35.016	89.4	48.476	75.7	25.457	119.8	1:48.949	80.40	1.204	09:24:08.231
13 -	35.379	90.4	48.369	76.7	25.349	120.0	1:49.097	80.29	1.352	09:25:57.328

P7 86 M3 Charlie NESBITT

Repli-Cast - Repli-Cast UK

IDEAL LAP TIME : 1:47.865

BEST LAP TIME : 1:47.867

DIFFERENCE : 0.002

LAP	SECTOR 1	SECTOR 2	SECTOR 3	LAP TIME	MPH	DIFF	TIME OF DAY			
1 -	OUTLAP	80.4	52.662	61.7	26.873	117.3	2:02.485	71.51	14.618	09:02:10.044
2 -	37.557	84.3	50.840	71.5	26.298	117.3	1:54.695	76.37	6.828	09:04:04.739
3 -	36.664	89.3	49.305	69.6	25.758	118.3	1:51.727	78.40	3.860	09:05:56.466
4 -	35.912	89.5	49.717	70.8	26.384	117.3	1:52.013	78.20	4.146	09:07:48.479
5 -	36.348	85.9	49.338	75.2	25.676	116.9	1:51.362	78.66	3.495	09:09:39.841
6 -	35.496	91.4	49.107	74.1	25.649	117.1	1:50.252	79.45	2.385	09:11:30.093
7 -	35.537	88.8	48.769	75.4	25.838	116.3	1:50.144	79.53	2.277	09:13:20.237
8 -	35.204	91.4	48.585	73.9	25.650	116.5	1:49.439	80.04	1.572	09:15:09.676
9 -	34.978	90.8	48.754	75.8	25.766	116.7	1:49.498	80.00	1.631	09:16:59.174
10 -	35.246	91.0	48.502	72.2	25.868	116.5	1:49.616	79.91	1.749	09:18:48.790
11 -	35.106	94.6	48.049	77.3	25.378	116.9	1:48.533 (2)	80.71	0.666	09:20:37.323
12 -	34.703	96.1	47.784	76.9	25.380	117.7	1:47.867 (1)	81.20		09:22:25.190
13 -	35.011	89.9	48.871	75.3	25.514	116.7	1:49.396	80.07	1.529	09:24:14.586
14 -	34.834	92.9	48.467	75.9	25.427	117.5	1:48.728 (3)	80.56	0.861	09:26:03.314

P8 12 Edward RENDELL

Honda - Banks Racing

IDEAL LAP TIME : 1:48.573

BEST LAP TIME : 1:48.645

DIFFERENCE : 0.072

LAP	SECTOR 1	SECTOR 2	SECTOR 3	LAP TIME	MPH	DIFF	TIME OF DAY
-----	----------	----------	----------	----------	-----	------	-------------

Brands Hatch GP

Circuit Length = 2.4332 miles

Start: 09:00 Flag 09:25 End: 09:27

Weather / Track : Bright / Wet

MCRCB BULLETIN TK074

2014 MCE British Superbike Championship - Round 12

2014 Motul British Motostar Championship

QUALIFYING 1 - SECTOR ANALYSIS

SECTOR 1 = FL to I1, SECTOR 2 = I1 to I2, SECTOR 3 = I2 to FL, DIFF = Difference To Personal Best Lap

1 -	OUTLAP	87.9	51.343	69.1	27.017	113.3	1:59.329	73.40	10.684	09:02:43.107
2 -	36.496	90.8	50.634	71.7	26.866	112.4	1:53.996	76.84	5.351	09:04:37.103
3 -	40.079	73.5	53.899	74.6	26.983	113.7	2:00.961	72.41	12.316	09:06:38.064
4 -	36.239	91.5	49.179	76.4	26.707	113.9	1:52.125	78.12	3.480	09:08:30.189
5 -	35.479	93.7	48.573	78.9	26.076	113.3	1:50.128	79.54	1.483	09:10:20.317
6 -	34.983	92.8	48.608	73.9	26.141	114.9	1:49.732	79.82	1.087	09:12:10.049
7 -	34.921	93.3	48.812	76.2	IN PIT		4:48.933	P 30.31	3:00.288	09:16:58.982
8 -	OUTLAP	87.1	49.111	78.0	26.196	115.3	1:52.498	77.86	3.853	09:18:51.480
9 -	35.475	93.3	48.217	78.1	25.948	115.3	1:49.640	(3) 79.89	0.995	09:20:41.120
10 -	34.918	94.2	47.955	76.4	25.772	115.5	1:48.645	(1) 80.62		09:22:29.765
11 -	34.927	93.3	48.120	76.9	25.700	115.3	1:48.747	(2) 80.55	0.102	09:24:18.512
12 -	35.751	86.4	48.296	77.2	25.907	114.3	1:49.954	79.66	1.309	09:26:08.466

P9 43		Arnie SHELTON					Honda - e3 Motorsport with Shelton Racing			
IDEAL LAP TIME : 1:48.812		BEST LAP TIME : 1:48.812			DIFFERENCE : 0.000					
LAP	SECTOR 1	SECTOR 2	SECTOR 3	LAP TIME	MPH	DIFF	TIME OF DAY			
1 -	OUTLAP	73.5	55.541	65.8	28.563	112.4	2:07.507	68.70	18.695	09:03:40.864
2 -	39.757	81.7	53.111	68.8	28.077	114.9	2:00.945	72.42	12.133	09:05:41.809
3 -	38.455	84.5	51.915	71.4	27.930	113.1	1:58.300	74.04	9.488	09:07:40.109
4 -	37.393	86.4	50.543	73.1	26.729	115.1	1:54.665	76.39	5.853	09:09:34.774
5 -	36.827	88.6	49.875	72.3	26.653	114.9	1:53.355	77.27	4.543	09:11:28.129
6 -	36.493	86.7	50.291	72.0	26.096	115.3	1:52.880	77.60	4.068	09:13:21.009
7 -	35.714	90.9	49.104	74.9	26.025	115.9	1:50.843	79.02	2.031	09:15:11.852
8 -	36.112	90.0	49.679	74.3	26.016	115.7	1:51.807	78.34	2.995	09:17:03.659
9 -	36.211	90.4	49.425	74.4	26.221	114.1	1:51.857	78.31	3.045	09:18:55.516
10 -	36.118	87.9	49.654	75.5	25.943	114.9	1:51.715	78.41	2.903	09:20:47.231
11 -	35.593	88.4	48.322	75.2	25.857	115.5	1:49.772	(3) 79.80	0.960	09:22:37.003
12 -	35.420	91.1	48.063	77.2	25.912	115.1	1:49.395	(2) 80.07	0.583	09:24:26.398
13 -	35.367	90.8	47.920	77.8	25.525	117.5	1:48.812	(1) 80.50		09:26:15.210

P10 90		Greg GREENWOOD					Luyten Honda - FPW Racing			
IDEAL LAP TIME : 1:48.461		BEST LAP TIME : 1:48.887			DIFFERENCE : 0.426					
LAP	SECTOR 1	SECTOR 2	SECTOR 3	LAP TIME	MPH	DIFF	TIME OF DAY			
1 -	OUTLAP	79.4	56.458	62.0	28.683	116.3	2:06.735	69.11	17.848	09:02:11.835
2 -	37.948	85.7	52.548	70.1	26.734	115.3	1:57.230	74.72	8.343	09:04:09.065
3 -	37.756	85.9	50.862	69.5	26.746	114.7	1:55.364	75.93	6.477	09:06:04.429
4 -	36.718	89.8	49.917	72.7	26.707	114.1	1:53.342	77.28	4.455	09:07:57.771
5 -	35.877	90.8	49.579	73.3	26.285	116.1	1:51.741	78.39	2.854	09:09:49.512
6 -	36.087	89.0	49.099	70.2	26.488	117.5	1:51.674	78.44	2.787	09:11:41.186
7 -	36.362	91.0	49.870	72.8	26.515	117.5	1:52.747	77.69	3.860	09:13:33.933
8 -	36.203	87.6	51.241	71.0	26.573	117.5	1:54.017	76.82	5.130	09:15:27.950
9 -	36.421	91.6	49.870	72.9	26.183	116.3	1:52.474	77.88	3.587	09:17:20.424
10 -	35.247	90.9	49.647	72.4	26.347	115.1	1:51.241	78.74	2.354	09:19:11.665
11 -	35.246	91.9	48.235	75.3	25.630	115.1	1:49.111	(2) 80.28	0.224	09:21:00.776
12 -	35.536	91.9	47.605	77.2	25.746	116.5	1:48.887	(1) 80.44		09:22:49.663
13 -	35.226	92.6	48.996	76.6	25.822	114.5	1:50.044	(3) 79.60	1.157	09:24:39.707

P11 64 M3		Asher DURHAM					Honda - Century 21 / Cresswell Racing			
IDEAL LAP TIME : 1:49.522		BEST LAP TIME : 1:49.656			DIFFERENCE : 0.134					
LAP	SECTOR 1	SECTOR 2	SECTOR 3	LAP TIME	MPH	DIFF	TIME OF DAY			
1 -	OUTLAP	78.9	53.462	58.4	27.371	116.3	2:02.839	71.31	13.183	09:02:06.561
2 -	37.643	83.3	51.060	63.5	26.734	116.9	1:55.437	75.88	5.781	09:04:01.998
3 -	36.675	82.4	50.526	66.8	26.281	118.5	1:53.482	77.19	3.826	09:05:55.480
4 -	36.128	88.0	51.042	63.0	27.022	117.9	1:54.192	76.71	4.536	09:07:49.672
5 -	36.697	84.9	50.035	65.5	26.331	117.3	1:53.063	77.47	3.407	09:09:42.735
6 -	35.645	86.7	49.134	70.5	25.899	118.7	1:50.678	(3) 79.14	1.022	09:11:33.413
7 -	35.375	88.8	51.554	62.5	26.773	117.5	1:53.702	77.04	4.046	09:13:27.115
8 -	36.004	84.9	49.871	68.1	26.376	116.7	1:52.251	78.03	2.595	09:15:19.366
9 -	35.903	86.8	49.716	66.8	26.218	117.5	1:51.837	78.32	2.181	09:17:11.203
10 -	35.844	84.4	50.210	67.9	26.293	118.1	1:52.347	77.97	2.691	09:19:03.550
11 -	35.264	87.2	49.348	68.6	25.909	119.4	1:50.521	(2) 79.25	0.865	09:20:54.071
12 -	35.749	87.2	49.464	70.4	25.790	118.3	1:51.003	78.91	1.347	09:22:45.074

Weather / Track : Bright / Wet

Brands Hatch GP

Circuit Length = 2.4332 miles

Start: 09:00 Flag 09:25 End: 09:27

MCRCB BULLETIN TK074

2014 MCE British Superbike Championship - Round 12

2014 Motul British Motostar Championship

QUALIFYING 1 - SECTOR ANALYSIS

SECTOR 1 = FL to I1, SECTOR 2 = I1 to I2, SECTOR 3 = I2 to FL, DIFF = Difference To Personal Best Lap

13 -	34.911	91.9	48.821	70.1	25.924	117.3	1:49.656 (1)	79.88		09:24:34.730
14 -	35.426	88.3	49.313	69.4	26.027	117.1	1:50.766	79.08	1.110	09:26:25.496

P12	74	M3	Joe THOMPSON				Repli-Cast - Repli-Cast UK				
IDEAL LAP TIME : 1:50.232			BEST LAP TIME : 1:50.232			DIFFERENCE : 0.000					
LAP	SECTOR 1	SECTOR 2	SECTOR 3	LAP TIME	MPH	DIFF	TIME OF DAY				
1 -	OUTLAP	81.1	53.889	64.0	27.661	113.9	2:03.319	71.03	13.087	09:02:06.052	
2 -	38.505	82.1	51.379	66.6	26.641	116.9	1:56.525	75.17	6.293	09:04:02.577	
3 -	37.302	84.0	50.564	68.3	26.375	118.5	1:54.241	76.67	4.009	09:05:56.818	
4 -	36.359	90.0	49.720	66.7	27.203	116.3	1:53.282	77.32	3.050	09:07:50.100	
5 -	36.905	84.6	51.117	67.0	26.948	117.5	1:54.970	76.19	4.738	09:09:45.070	
6 -	36.375	90.8	50.529	68.8	26.575	118.7	1:53.479	77.19	3.247	09:11:38.549	
7 -	36.765	87.4	49.954	70.4	26.513	115.7	1:53.232	77.36	3.000	09:13:31.781	
8 -	36.569	82.7	52.104	69.8	26.636	115.5	1:55.309	75.96	5.077	09:15:27.090	
9 -	36.565	87.7	49.413	69.3	26.180	117.1	1:52.158	78.10	1.926	09:17:19.248	
10 -	36.075	83.9	49.832	71.1	26.398	116.7	1:52.305	78.00	2.073	09:19:11.553	
11 -	35.862	91.0	49.178	70.1	26.083	117.7	1:51.123 (2)	78.83	0.891	09:21:02.676	
12 -	35.854	86.2	49.367	72.8	26.184	117.3	1:51.405	78.63	1.173	09:22:54.081	
13 -	36.083	86.7	49.363	73.5	25.948	116.7	1:51.394 (3)	78.63	1.162	09:24:45.475	
14 -	35.455	87.2	48.840	72.2	25.937	118.1	1:50.232 (1)	79.46		09:26:35.707	

P13	42	M3	James HOBSON				KTM - Two 4 Motorsport with RS Racing				
IDEAL LAP TIME : 1:50.386			BEST LAP TIME : 1:50.909			DIFFERENCE : 0.523					
LAP	SECTOR 1	SECTOR 2	SECTOR 3	LAP TIME	MPH	DIFF	TIME OF DAY				
1 -	OUTLAP	88.1	52.107	65.0	27.559	119.4	2:01.204	72.27	10.295	09:02:19.760	
2 -	36.600	86.8	50.685	69.8	26.684	120.4	1:53.969	76.86	3.060	09:04:13.729	
3 -	36.975	89.8	50.419	71.6	26.393	119.6	1:53.787	76.98	2.878	09:06:07.516	
4 -	35.630	91.8	49.730	74.2	26.501	118.7	1:51.861	78.31	0.952	09:07:59.377	
5 -	35.641	90.6	49.320	74.4	26.208	119.8	1:51.169 (2)	78.79	0.260	09:09:50.546	
6 -	35.237	88.8	49.748	72.6	26.406	119.6	1:51.391 (3)	78.64	0.482	09:11:41.937	
7 -	35.965	91.4	49.744	67.5	26.549	120.4	1:52.258	78.03	1.349	09:13:34.195	
8 -	38.210	78.3	51.923	73.5	26.399	119.4	1:56.532	75.17	5.623	09:15:30.727	
9 -	36.394	90.8	48.989	76.8	26.160	119.6	1:51.543	78.53	0.634	09:17:22.270	
10 -	35.446	89.4	49.298	71.3	26.165	120.6	1:50.909 (1)	78.98		09:19:13.179	
11 -	36.642	92.8	49.685	68.9	26.518	119.8	1:52.845	77.62	1.936	09:21:06.024	
12 -	35.787	90.6	50.168	74.4	26.172	119.4	1:52.127	78.12	1.218	09:22:58.151	
13 -	35.595	92.3	49.222	67.8	26.682	118.3	1:51.499	78.56	0.590	09:24:49.650	
14 -	36.084	89.9	49.606	66.1	26.247	119.6	1:51.937	78.25	1.028	09:26:41.587	

P14	84	Daniel HERMANSSON				TSR Luyten - FPW Racing				
IDEAL LAP TIME : 1:51.023			BEST LAP TIME : 1:51.153			DIFFERENCE : 0.130				
LAP	SECTOR 1	SECTOR 2	SECTOR 3	LAP TIME	MPH	DIFF	TIME OF DAY			
1 -	OUTLAP	72.7	59.614	67.3	28.683	112.2	2:12.947	65.88	21.794	09:02:19.437
2 -	38.320	86.3	53.009	70.2	IN PIT		2:59.281 P	48.86	1:08.128	09:05:18.718
3 -	OUTLAP	85.9	53.434	68.4	27.430	113.3	2:00.197	72.87	9.044	09:07:18.915
4 -	37.889	89.0	52.034	71.2	27.535	113.9	1:57.458	74.57	6.305	09:09:16.373
5 -	36.525	89.0	51.403	74.1	26.791	114.1	1:54.719	76.35	3.566	09:11:11.092
6 -	36.190	89.4	50.893	75.8	26.477	114.9	1:53.560	77.13	2.407	09:13:04.652
7 -	35.993	90.9	50.354	72.3	26.529	114.7	1:52.876	77.60	1.723	09:14:57.528
8 -	35.713	91.4	51.668	69.3	27.376	115.9	1:54.757	76.33	3.604	09:16:52.285
9 -	35.083	92.4	49.688	79.0	26.382	115.3	1:51.153 (1)	78.80		09:18:43.438
10 -	35.547	90.8	50.635	75.0	26.438	114.3	1:52.620	77.78	1.467	09:20:36.058
11 -	35.615	93.4	49.921	74.6	26.252	115.3	1:51.788 (2)	78.36	0.635	09:22:27.846
12 -	35.989	91.9	50.028	73.5	26.321	116.1	1:52.338 (3)	77.97	1.185	09:24:20.184
13 -	36.038	92.5	50.904	72.0	27.552	113.9	1:54.494	76.50	3.341	09:26:14.678

P15	26	M3	Jorel BOERBOOM				Suter Honda - RV Racing				
IDEAL LAP TIME : 1:51.372			BEST LAP TIME : 1:51.811			DIFFERENCE : 0.439					
LAP	SECTOR 1	SECTOR 2	SECTOR 3	LAP TIME	MPH	DIFF	TIME OF DAY				
1 -	OUTLAP	76.5	54.416	62.7	27.168	118.1	2:03.709	70.81	11.898	09:02:09.466	

Weather / Track : Bright / Wet

Brands Hatch GP
Circuit Length = 2.4332 miles
Start: 09:00 Flag 09:25 End: 09:27

MCRCB BULLETIN TK074

2014 MCE British Superbike Championship - Round 12

2014 Motul British Motostar Championship

QUALIFYING 1 - SECTOR ANALYSIS

SECTOR 1 = FL to I1, SECTOR 2 = I1 to I2, SECTOR 3 = I2 to FL, DIFF = Difference To Personal Best Lap

2 -	37.896	81.9	51.602	67.4	26.523	119.4	1:56.021	75.50	4.210	09:04:05.487
3 -	37.118	88.6	51.098	66.9	26.687	118.5	1:54.903	76.23	3.092	09:06:00.390
4 -	36.432	88.8	50.187	69.9	27.075	116.9	1:53.694	77.04	1.883	09:07:54.084
5 -	36.755	91.9	50.331	65.4	26.900	118.3	1:53.986	76.85	2.175	09:09:48.070
6 -	36.026	94.7	50.174	66.9	26.689	119.6	1:52.889	77.59	1.078	09:11:40.959
7 -	36.170	89.2	50.041	71.3	26.154	118.7	1:52.365 (3)	77.95	0.554	09:13:33.324
8 -	36.331	83.2	51.546	69.3	26.563	118.7	1:54.440	76.54	2.629	09:15:27.764
9 -	36.144	85.0	50.088	70.4	26.237	119.4	1:52.469	77.88	0.658	09:17:20.233
10 -	36.309	85.0	49.974	69.6	26.419	119.1	1:52.702	77.72	0.891	09:19:12.935
11 -	36.551	85.2	49.758	69.9	26.223	119.6	1:52.532	77.84	0.721	09:21:05.467
12 -	35.931	90.3	49.754	70.0	26.378	119.1	1:52.063 (2)	78.16	0.252	09:22:57.530
13 -	35.520	91.3	49.698	68.5	26.593	119.1	1:51.811 (1)	78.34		09:24:49.341
14 -	35.898	87.2	49.867	66.8	26.657	119.6	1:52.422	77.91	0.611	09:26:41.763

P16	88	Wesley JONKER				Honda - Racing Family				
IDEAL LAP TIME : 1:52.750		BEST LAP TIME : 1:53.095			DIFFERENCE : 0.345					
LAP	SECTOR 1	SECTOR 2	SECTOR 3	LAP TIME	MPH	DIFF	TIME OF DAY			
1 -	OUTLAP	74.1	57.089	58.3	28.713	109.6	2:09.951	67.40	16.856	09:02:21.135
2 -	39.668	81.8	54.465	65.0	28.075	109.1	2:02.208	71.67	9.113	09:04:23.343
3 -	37.680	85.1	52.525	73.5	27.750	109.1	1:57.955	74.26	4.860	09:06:21.298
4 -	36.958	89.7	52.175	70.4	27.272	109.2	1:56.405	75.25	3.310	09:08:17.703
5 -	36.821	90.3	51.765	70.7	27.169	110.1	1:55.755	75.67	2.660	09:10:13.458
6 -	37.017	86.8	52.502	65.9	IN PIT		2:55.974 P	49.77	1:02.879	09:13:09.432
7 -	OUTLAP	75.0	53.773	63.8	27.786	111.1	2:01.395	72.15	8.300	09:15:10.827
8 -	36.783	87.4	51.637	69.4	27.241	111.2	1:55.661	75.73	2.566	09:17:06.488
9 -	36.265	89.7	50.675	72.0	26.878	111.4	1:53.818	76.96	0.723	09:19:00.306
10 -	36.247	90.4	50.661	74.3	26.646	111.6	1:53.554 (3)	77.14	0.459	09:20:53.860
11 -	36.020	86.5	50.936	71.9	26.692	112.0	1:53.648	77.07	0.553	09:22:47.508
12 -	36.329	89.2	50.491	72.5	26.516	112.2	1:53.336 (2)	77.29	0.241	09:24:40.844
13 -	35.968	88.8	50.266	72.3	26.861	111.4	1:53.095 (1)	77.45		09:26:33.939

P17	4	Louis VALLELEY				KTM - Century 21 / Cresswell Racing				
IDEAL LAP TIME : 1:53.113		BEST LAP TIME : 1:53.415			DIFFERENCE : 0.302					
LAP	SECTOR 1	SECTOR 2	SECTOR 3	LAP TIME	MPH	DIFF	TIME OF DAY			
1 -	OUTLAP	74.5	54.980	65.0	28.278	111.2	2:08.724	68.05	15.309	09:02:16.089
2 -	38.063	86.8	51.642	66.2	27.305	114.1	1:57.010	74.86	3.595	09:04:13.099
3 -	36.981	88.0	51.435	69.0	27.347	110.7	1:55.763	75.67	2.348	09:06:08.862
4 -	37.426	81.4	52.663	73.9	27.640	110.3	1:57.729	74.40	4.314	09:08:06.591
5 -	36.746	89.7	51.415	65.9	28.083	110.7	1:56.244	75.35	2.829	09:10:02.835
6 -	36.427	89.2	51.592	73.1	27.042	110.9	1:55.061	76.13	1.646	09:11:57.896
7 -	36.473	89.0	51.131	72.2	27.130	110.3	1:54.734	76.34	1.319	09:13:52.630
8 -	36.447	88.0	50.864	72.7	27.165	110.5	1:54.476	76.52	1.061	09:15:47.106
9 -	36.059	88.8	50.522	76.0	27.242	111.4	1:53.823	76.96	0.408	09:17:40.929
10 -	36.361	88.7	50.330	76.6	26.724	110.1	1:53.415 (1)	77.23		09:19:34.344
11 -	36.218	89.1	50.632	75.9	26.759	111.8	1:53.609 (2)	77.10	0.194	09:21:27.953
12 -	36.266	87.8	50.531	69.9	26.879	112.5	1:53.676 (3)	77.05	0.261	09:23:21.629
13 -	36.838	86.9	51.042	75.0	26.764	111.6	1:54.644	76.40	1.229	09:25:16.273

P18	13 M3	Sam BURMAN				Honda - WNT / Burman Racing				
IDEAL LAP TIME : 1:53.693		BEST LAP TIME : 1:53.868			DIFFERENCE : 0.175					
LAP	SECTOR 1	SECTOR 2	SECTOR 3	LAP TIME	MPH	DIFF	TIME OF DAY			
1 -	OUTLAP	85.5	52.379	71.2	26.848	116.3	1:59.305	73.42	5.437	09:02:02.191
2 -	36.865	89.9	51.743	70.9	26.890	117.1	1:55.498	75.84	1.630	09:03:57.689
3 -	36.658	92.1	51.696	73.1	26.836	116.9	1:55.190	76.04	1.322	09:05:52.879
4 -	36.810	87.3	52.014	69.3	27.601	116.3	1:56.425	75.24	2.557	09:07:49.304
5 -	36.921	90.9	51.702	72.0	26.594	117.1	1:55.217	76.02	1.349	09:09:44.521
6 -	36.438	92.4	50.763	73.1	26.667	116.5	1:53.868 (1)	76.92		09:11:38.389
7 -	36.785	88.3	51.480	72.7	27.056	116.9	1:55.321	75.96	1.453	09:13:33.710
8 -	37.864	83.7	53.903	70.1	IN PIT		2:56.658 P	49.58	1:02.790	09:16:30.368
9 -	OUTLAP	81.0	53.388	72.2	27.134	114.9	2:01.293	72.22	7.425	09:18:31.661
10 -	37.343	87.6	51.285	70.1	26.839	115.3	1:55.467	75.86	1.599	09:20:27.128
11 -	36.961	90.0	51.117	71.3	26.492	116.7	1:54.570 (2)	76.45	0.702	09:22:21.698

Weather / Track : Bright / Wet

Brands Hatch GP

Circuit Length = 2.4332 miles

Start: 09:00 Flag 09:25 End: 09:27

MCRCB BULLETIN TK074

2014 MCE British Superbike Championship - Round 12

2014 Motul British Motostar Championship

QUALIFYING 1 - SECTOR ANALYSIS

SECTOR 1 = FL to I1, SECTOR 2 = I1 to I2, SECTOR 3 = I2 to FL, DIFF = Difference To Personal Best Lap

12 -	36.660	91.0	51.440	70.8	26.596	115.9	1:54.696 (3)	76.37	0.828	09:24:16.394
13 -	37.605	81.6	52.780	70.4	28.303	103.8	1:58.688	73.80	4.820	09:26:15.082

P19	10	Peter SUTHERLAND				Aprilia - Kinpac Racing					
IDEAL LAP TIME : 1:53.921		BEST LAP TIME : 1:53.921				DIFFERENCE : 0.000					
LAP	SECTOR 1	SECTOR 2		SECTOR 3		LAP TIME	MPH	DIFF	TIME OF DAY		
1 -	OUTLAP	81.9	56.396	61.1	28.176	111.8	2:08.447	68.19	14.526	09:02:15.384	
2 -	39.788	74.0	52.845	65.9	27.600	113.3	2:00.233	72.85	6.312	09:04:15.617	
3 -	38.272	85.5	51.245	65.0	27.422	114.7	1:56.939	74.90	3.018	09:06:12.556	
4 -	37.319	87.8	50.611	69.1	27.269	112.7	1:55.199	76.04	1.278	09:08:07.755	
5 -	37.233	88.7	51.143	67.7	27.306	113.9	1:55.682	75.72	1.761	09:10:03.437	
6 -	36.964	89.2	51.405	67.0	27.521	113.5	1:55.890	75.58	1.969	09:11:59.327	
7 -	38.224	86.1	51.147	68.9	27.116	113.5	1:56.487	75.20	2.566	09:13:55.814	
8 -	38.558	76.3	51.791	68.5	27.784	105.3	1:58.133	74.15	4.212	09:15:53.947	
9 -	37.724	85.4	51.163	68.8	27.220	113.5	1:56.107	75.44	2.186	09:17:50.054	
10 -	37.332	87.7	51.284	68.5	27.054	114.5	1:55.670	75.73	1.749	09:19:45.724	
11 -	37.058	88.4	50.572	71.2	26.826	114.5	1:54.456 (3)	76.53	0.535	09:21:40.180	
12 -	36.832	90.0	50.487	69.9	26.920	113.9	1:54.239 (2)	76.67	0.318	09:23:34.419	
13 -	36.832	86.9	50.322	70.7	26.767	114.1	1:53.921 (1)	76.89		09:25:28.340	

P20	44	Jake BAYFORD				Honda - SGR Racing					
IDEAL LAP TIME : 1:53.847		BEST LAP TIME : 1:54.144				DIFFERENCE : 0.297					
LAP	SECTOR 1	SECTOR 2		SECTOR 3		LAP TIME	MPH	DIFF	TIME OF DAY		
1 -	OUTLAP	44.7	1:11.929	53.6	37.054	75.2	2:41.088	54.37	46.944	09:02:50.499	
2 -	46.437	57.7	1:08.985	56.3	34.927	79.1	2:30.349	58.26	36.205	09:05:20.848	
3 -	43.640	67.7	1:06.459	57.1	36.363	85.7	2:26.462	59.80	32.318	09:07:47.310	
4 -	44.655	67.3	1:02.143	57.8	33.643	90.6	2:20.441	62.37	26.297	09:10:07.751	
5 -	39.163	83.1	53.321	65.4	27.873	111.2	2:00.357	72.78	6.213	09:12:08.108	
6 -	37.847	82.8	53.658	66.4	27.304	112.0	1:58.809	73.73	4.665	09:14:06.917	
7 -	37.644	84.0	53.602	65.9	27.372	111.6	1:58.618	73.84	4.474	09:16:05.535	
8 -	42.853	45.8	1:03.646	61.6	31.199	98.6	2:17.698	63.61	23.554	09:18:23.233	
9 -	38.132	87.6	52.135	73.5	27.203	110.0	1:57.470	74.57	3.326	09:20:20.703	
10 -	36.693	87.8	51.927	70.3	26.911	111.6	1:55.531 (3)	75.82	1.387	09:22:16.234	
11 -	36.313	88.1	50.886	70.3	26.945	111.8	1:54.144 (1)	76.74		09:24:10.378	
12 -	36.831	88.5	51.528	69.1	26.648	112.4	1:55.007 (2)	76.16	0.863	09:26:05.385	

P21	19	Kai JOHNSON				Aprilia - Kinpac Racing					
IDEAL LAP TIME : 1:53.859		BEST LAP TIME : 1:54.163				DIFFERENCE : 0.304					
LAP	SECTOR 1	SECTOR 2		SECTOR 3		LAP TIME	MPH	DIFF	TIME OF DAY		
1 -	OUTLAP	74.3	56.022	59.9	28.169	109.2	2:06.601	69.19	12.438	09:02:11.767	
2 -	38.769	79.5	54.709	64.2	27.727	108.5	2:01.205	72.27	7.042	09:04:12.972	
3 -	37.742	81.5	53.580	67.3	28.033	108.7	1:59.355	73.39	5.192	09:06:12.327	
4 -	37.944	83.1	52.722	67.9	27.886	108.2	1:58.552	73.89	4.389	09:08:10.879	
5 -	37.106	83.1	52.251	68.5	27.326	110.0	1:56.683	75.07	2.520	09:10:07.562	
6 -	37.208	82.3	51.794	67.2	27.347	108.7	1:56.349	75.28	2.186	09:12:03.911	
7 -	37.008	84.3	51.287	68.7	27.092	110.5	1:55.387	75.91	1.224	09:13:59.298	
8 -	36.755	82.8	51.147	70.2	26.978	110.1	1:54.880 (3)	76.25	0.717	09:15:54.178	
9 -	36.865	86.4	51.008	72.0	27.404	108.5	1:55.277	75.98	1.114	09:17:49.455	
10 -	37.446	85.4	50.864	69.5	27.238	107.7	1:55.548	75.81	1.385	09:19:45.003	
11 -	36.713	86.4	51.068	72.0	27.143	108.5	1:54.924	76.22	0.761	09:21:39.927	
12 -	36.549	87.1	50.626	72.3	26.988	109.4	1:54.163 (1)	76.73		09:23:34.090	
13 -	36.618	86.1	50.332	71.8	27.227	109.2	1:54.177 (2)	76.72	0.014	09:25:28.267	

P22	27 M3	Cat GREEN				Honda - Redline Racing					
IDEAL LAP TIME : 1:54.078		BEST LAP TIME : 1:54.335				DIFFERENCE : 0.257					
LAP	SECTOR 1	SECTOR 2		SECTOR 3		LAP TIME	MPH	DIFF	TIME OF DAY		
1 -	OUTLAP	65.7	1:00.022	59.8	29.166	112.5	2:11.909	66.40	17.574	09:02:34.479	
2 -	39.487	77.3	54.932	62.1	28.356	107.2	2:02.775	71.34	8.440	09:04:37.254	
3 -	40.232	70.1	54.857	62.7	28.133	113.5	2:03.222	71.08	8.887	09:06:40.476	
4 -	38.957	79.9	53.168	65.2	27.463	114.3	1:59.588	73.25	5.253	09:08:40.064	

Weather / Track : Bright / Wet

Brands Hatch GP
Circuit Length = 2.4332 miles
Start: 09:00 Flag 09:25 End: 09:27

MCRCB BULLETIN TK074

2014 MCE British Superbike Championship - Round 12

2014 Motul British Motostar Championship

QUALIFYING 1 - SECTOR ANALYSIS

SECTOR 1 = FL to I1, SECTOR 2 = I1 to I2, SECTOR 3 = I2 to FL, DIFF = Difference To Personal Best Lap

5 -	37.815	83.0	53.944	64.3	27.569	113.7	1:59.328	73.40	4.993	09:10:39.392
6 -	37.787	79.6	53.315	66.8	27.374	114.3	1:58.476	73.93	4.141	09:12:37.868
7 -	38.090	84.6	52.762	64.1	27.562	113.7	1:58.414	73.97	4.079	09:14:36.282
8 -	37.947	86.0	52.974	65.8	27.393	115.9	1:58.314	74.03	3.979	09:16:34.596
9 -	38.182	83.7	52.622	66.2	27.240	115.7	1:58.044	74.20	3.709	09:18:32.640
10 -	37.678	83.6	51.328	67.1	26.704	117.3	1:55.710 (3)	75.70	1.375	09:20:28.350
11 -	36.883	84.9	50.778	67.8	26.674	116.7	1:54.335 (1)	76.61		09:22:22.685
12 -	36.626	86.8	51.569	66.7	26.776	115.9	1:54.971 (2)	76.19	0.636	09:24:17.656
13 -	37.358	85.8	52.189	64.7	27.813	114.1	1:57.360	74.64	3.025	09:26:15.016

P23 25 M3 Mike BROUWERS

Honda - Joma / Brouwers Racing Team

IDEAL LAP TIME : 1:53.002

BEST LAP TIME : 1:54.430

DIFFERENCE : 1.428

LAP	SECTOR 1	SECTOR 2	SECTOR 3	LAP TIME	MPH	DIFF	TIME OF DAY			
1 -	OUTLAP	77.8	52.553	67.8	27.178	116.1	2:01.992	71.80	7.562	09:02:42.180
2 -	37.250	84.6	51.129	71.4	26.433	117.5	1:54.812 (2)	76.29	0.382	09:04:36.992
3 -	37.543	88.0	50.434	73.1	26.453	116.5	1:54.430 (1)	76.55		09:06:31.422
4 -	37.246	87.8	51.814	69.6	IN PIT		2:58.441 P	49.09	1:04.011	09:09:29.863
5 -	OUTLAP	78.6	59.442	21.0	IN PIT		3:57.355 P	36.90	2:02.925	09:13:27.218
6 -	OUTLAP	76.4	1:02.317	64.9	IN PIT		3:48.454 P	38.34	1:54.024	09:17:15.672
7 -	OUTLAP	82.7	49.616	74.0	26.140	113.9	1:55.054	76.13	0.624	09:19:10.726

P24 47 Jake ARCHER

Honda - Jake Archer Racing

IDEAL LAP TIME : 1:54.519

BEST LAP TIME : 1:54.540

DIFFERENCE : 0.021

LAP	SECTOR 1	SECTOR 2	SECTOR 3	LAP TIME	MPH	DIFF	TIME OF DAY			
1 -	OUTLAP	75.0	56.535	60.6	28.667	114.5	2:07.778	68.55	13.238	09:02:20.395
2 -	39.236	80.1	52.695	63.3	27.655	113.7	1:59.586	73.25	5.046	09:04:19.981
3 -	38.770	82.7	52.064	68.8	27.462	113.3	1:58.296	74.05	3.756	09:06:18.277
4 -	38.305	81.4	51.839	66.9	27.236	113.5	1:57.380	74.62	2.840	09:08:15.657
5 -	37.640	84.2	51.345	65.3	27.465	114.1	1:56.450	75.22	1.910	09:10:12.107
6 -	37.646	81.1	51.925	65.0	27.114	114.7	1:56.685	75.07	2.145	09:12:08.792
7 -	38.068	81.1	52.075	67.3	IN PIT		3:12.872 P	45.41	1:18.332	09:15:21.664
8 -	OUTLAP	69.9	53.106	66.8	27.384	113.7	2:07.281	68.82	12.741	09:17:28.945
9 -	37.881	82.3	51.350	65.4	27.934	111.6	1:57.165	74.76	2.625	09:19:26.110
10 -	38.001	85.4	50.786	68.0	26.969	114.7	1:55.756 (3)	75.67	1.216	09:21:21.866
11 -	37.065	86.3	50.485	68.4	26.990	113.7	1:54.540 (1)	76.47		09:23:16.406
12 -	37.116	84.0	50.696	67.7	27.027	114.1	1:54.839 (2)	76.27	0.299	09:25:11.245

P25 7 Jamie ASHBY

Honda - JPA Racing / SP125

IDEAL LAP TIME : 1:55.094

BEST LAP TIME : 1:55.094

DIFFERENCE : 0.000

LAP	SECTOR 1	SECTOR 2	SECTOR 3	LAP TIME	MPH	DIFF	TIME OF DAY			
1 -	OUTLAP	76.7	54.881	62.6	28.427	112.4	2:05.015	70.07	9.921	09:02:36.363
2 -	38.129	82.0	53.457	65.3	27.571	112.2	1:59.157	73.51	4.063	09:04:35.520
3 -	37.911	84.7	52.478	65.7	27.421	112.7	1:57.810	74.35	2.716	09:06:33.330
4 -	37.491	85.8	52.076	66.5	27.382	113.7	1:56.949	74.90	1.855	09:08:30.279
5 -	37.280	86.5	52.253	68.4	IN PIT		3:29.058 P	41.90	1:33.964	09:11:59.337
6 -	OUTLAP	82.9	52.205	69.6	27.091	113.3	1:59.480	73.31	4.386	09:13:58.817
7 -	36.830	87.8	51.254	69.3	27.010	112.7	1:55.094 (1)	76.11		09:15:53.911
8 -	36.908	87.9	51.658	70.1	27.048	111.8	1:55.614 (2)	75.76	0.520	09:17:49.525
9 -	37.210	89.1	51.431	70.3	27.038	111.4	1:55.679 (3)	75.72	0.585	09:19:45.204
10 -	37.312	84.6	51.900	69.4	27.233	110.7	1:56.445	75.22	1.351	09:21:41.649
11 -	37.498	84.0	52.079	70.3	27.679	109.1	1:57.256	74.70	2.162	09:23:38.905
12 -	37.468	82.3	52.985	68.8	28.022	100.1	1:58.475	73.93	3.381	09:25:37.380

P26 124 Tasia RODINK

Honda - Promemo Racing

IDEAL LAP TIME : 1:54.965

BEST LAP TIME : 1:55.187

DIFFERENCE : 0.222

LAP	SECTOR 1	SECTOR 2	SECTOR 3	LAP TIME	MPH	DIFF	TIME OF DAY			
1 -	OUTLAP	74.5	55.494	60.0	28.958	110.0	2:08.238	68.30	13.051	09:02:48.950
2 -	39.927	73.1	54.865	61.2	28.022	112.5	2:02.814	71.32	7.627	09:04:51.764
3 -	39.631	73.1	54.335	63.4	27.535	112.5	2:01.501	72.09	6.314	09:06:53.265
4 -	40.066	71.3	54.618	63.3	28.118	110.0	2:02.802	71.33	7.615	09:08:56.067

Weather / Track : Bright / Wet

Brands Hatch GP

Circuit Length = 2.4332 miles

Start: 09:00 Flag 09:25 End: 09:27

MCRCB BULLETIN TK074

2014 MCE British Superbike Championship - Round 12

2014 Motul British Motostar Championship

QUALIFYING 1 - SECTOR ANALYSIS

SECTOR 1 = FL to I1, SECTOR 2 = I1 to I2, SECTOR 3 = I2 to FL, DIFF = Difference To Personal Best Lap

5 -	39.991	76.6	53.866	64.2	27.953	111.2	2:01.810	71.91	6.623	09:10:57.877
6 -	38.379	79.1	52.828	65.4	27.412	112.0	1:58.619	73.84	3.432	09:12:56.496
7 -	37.398	81.2	52.715	65.3	27.152	112.5	1:57.265	74.70	2.078	09:14:53.761
8 -	38.368	79.7	52.529	68.9	27.354	114.3	1:58.251	74.07	3.064	09:16:52.012
9 -	38.068	79.3	52.525	66.5	27.593	112.0	1:58.186	74.11	2.999	09:18:50.198
10 -	40.728	72.3	53.864	65.5	26.794	113.1	2:01.386	72.16	6.199	09:20:51.584
11 -	37.212	79.5	51.469	68.3	26.506	114.1	1:55.187 (1)	76.04		09:22:46.771
12 -	37.676	81.3	51.714	65.7	26.853	111.1	1:56.243 (3)	75.35	1.056	09:24:43.014
13 -	37.828	82.1	51.247	67.7	26.565	113.9	1:55.640 (2)	75.75	0.453	09:26:38.654

P27 65		Josh OWENS				Honda - RCD Motorsport				
IDEAL LAP TIME : 1:51.757		BEST LAP TIME : 1:55.301				DIFFERENCE : 3.544				
LAP	SECTOR 1	SECTOR 2		SECTOR 3		LAP TIME	MPH	DIFF	TIME OF DAY	
1 -	OUTLAP	79.8	53.855	60.8	27.376	113.7	2:02.717	71.38	7.416	09:02:10.339
2 -	37.521	86.3	51.269	66.5	26.511	116.5	1:55.301 (1)	75.97		09:04:05.640

P28 57		Simon LOW				KTM - Century 21 / Cresswell Racing				
IDEAL LAP TIME : 1:55.961		BEST LAP TIME : 1:56.194				DIFFERENCE : 0.233				
LAP	SECTOR 1	SECTOR 2		SECTOR 3		LAP TIME	MPH	DIFF	TIME OF DAY	
1 -	OUTLAP	76.4	56.722	62.7	28.670	114.1	2:07.640	68.62	11.446	09:02:11.553
2 -	39.119	77.7	54.313	65.7	28.048	113.7	2:01.480	72.10	5.286	09:04:13.033
3 -	37.983	82.1	52.925	69.2	28.279	110.9	1:59.187	73.49	2.993	09:06:12.220
4 -	37.997	87.3	53.203	67.1	28.180	110.5	1:59.380	73.37	3.186	09:08:11.600
5 -	38.056	85.8	53.745	65.7	IN PIT		5:16.277 P	27.69	3:20.083	09:13:27.877
6 -	OUTLAP	79.3	53.942	68.4	28.164	113.9	2:02.237	71.66	6.043	09:15:30.114
7 -	37.853	87.2	52.405	70.0	27.542	113.3	1:57.800 (3)	74.36	1.606	09:17:27.914
8 -	37.229	86.5	52.849	67.1	28.050	111.8	1:58.128	74.15	1.934	09:19:26.042
9 -	38.437	84.4	52.676	69.1	27.426	114.1	1:58.539	73.89	2.345	09:21:24.581
10 -	36.776	90.6	51.759	70.4	27.659	111.8	1:56.194 (1)	75.38		09:23:20.775
11 -	37.139	87.6	52.351	71.9	27.657	113.5	1:57.147 (2)	74.77	0.953	09:25:17.922

P29 100		Stephen CAMPBELL				Honda - Campbell Racing				
IDEAL LAP TIME : 1:56.229		BEST LAP TIME : 1:56.527				DIFFERENCE : 0.298				
LAP	SECTOR 1	SECTOR 2		SECTOR 3		LAP TIME	MPH	DIFF	TIME OF DAY	
1 -	OUTLAP	53.8	1:05.491	57.9	IN PIT		3:18.762 P	44.07	1:22.235	09:03:32.791
2 -	OUTLAP	70.7	57.381	62.2	28.651	111.2	2:09.179	67.81	12.652	09:05:41.970
3 -	40.893	75.9	58.086	58.9	IN PIT		5:39.217 P	25.82	3:42.690	09:11:21.187
4 -	OUTLAP	74.8	55.555	67.8	28.270	112.0	2:07.062	68.94	10.535	09:13:28.249
5 -	39.210	80.8	53.969	59.7	28.319	112.4	2:01.498	72.09	4.971	09:15:29.747
6 -	38.203	81.8	53.813	58.9	27.572	113.5	1:59.588	73.25	3.061	09:17:29.335
7 -	38.228	81.0	53.432	68.4	27.056	112.7	1:58.716	73.78	2.189	09:19:28.051
8 -	37.258	81.4	52.607	67.5	26.872	113.5	1:56.737 (2)	75.03	0.210	09:21:24.788
9 -	37.545	83.3	52.099	68.6	26.883	112.9	1:56.527 (1)	75.17		09:23:21.315
10 -	37.828	82.4	52.206	67.7	26.875	112.7	1:56.909 (3)	74.92	0.382	09:25:18.224

P30 39		Kasey WYATT				Honda - Team BSP Honda				
IDEAL LAP TIME : 1:59.326		BEST LAP TIME : 1:59.326				DIFFERENCE : 0.000				
LAP	SECTOR 1	SECTOR 2		SECTOR 3		LAP TIME	MPH	DIFF	TIME OF DAY	
1 -	OUTLAP	74.2	57.023	59.4	28.600	108.7	2:08.459	68.19	9.133	09:02:17.279
2 -	38.213	77.4	53.731	60.1	27.382	111.8	1:59.326 (1)	73.41		09:04:16.605

P31 79 M3		Chris TAYLOR				Honda - Elevator Saddles & Bridles				
IDEAL LAP TIME : 2:01.182		BEST LAP TIME : 2:01.195				DIFFERENCE : 0.013				
LAP	SECTOR 1	SECTOR 2		SECTOR 3		LAP TIME	MPH	DIFF	TIME OF DAY	
1 -	OUTLAP				IN PIT		2:43.459 P	53.59	42.264	09:02:59.997
2 -	OUTLAP	71.6	56.343	56.9	28.508	114.1	2:07.379	68.76	6.184	09:05:07.376
3 -	40.176	75.7	54.929	57.2	28.356	113.9	2:03.461 (2)	70.95	2.266	09:07:10.837
4 -	39.554	74.8	56.218	58.8	IN PIT		3:14.108 P	45.12	1:12.913	09:10:24.945
5 -	OUTLAP	79.6	55.965	59.4	28.454	114.9	2:07.097	68.92	5.902	09:12:32.042

Weather / Track : Bright / Wet

Brands Hatch GP

Circuit Length = 2.4332 miles

Start: 09:00 Flag 09:25 End: 09:27

MCRCB BULLETIN TK074

2014 MCE British Superbike Championship - Round 12

2014 Motul British Motostar Championship

QUALIFYING 1 - SECTOR ANALYSIS

SECTOR 1 = FL to I1, SECTOR 2 = I1 to I2, SECTOR 3 = I2 to FL, DIFF = Difference To Personal Best Lap

6 -	39.804	74.7	58.313	59.5	IN PIT		3:02.034	P	48.12	1:00.839	09:15:34.076
7 -	OUTLAP	73.1	55.434	61.1	28.345	115.3	2:05.137		70.00	3.942	09:17:39.213
8 -	39.844	73.9	54.775	59.5	IN PIT		3:17.734	P	44.30	1:16.539	09:20:56.947
9 -	OUTLAP	75.3	54.574	59.8	28.017	116.3	2:03.665		70.83	2.470	09:23:00.612
10 -	39.137	80.5	54.028	61.9	28.030	113.1	2:01.195 (1)		72.27		09:25:01.807

MCRCB BULLETIN TK075**2014 MCE British Superbike Championship - Round 12****2014 Motul British Motostar Championship****QUALIFYING 1 - BEST SPEEDS**

POS	SECTOR 1			SECTOR 2			FINISH LINE		
	NO	NAME	MPH	NO	NAME	MPH	NO	NAME	MPH
1	28	Bradley RAY	99.8	28	Bradley RAY	86.5	66	Joe IRVING	123.1
2	66	Joe IRVING	98.9	34	Jordan WEAVING	81.7	6	Taz TAYLOR	122.2
3	6	Taz TAYLOR	98.2	6	Taz TAYLOR	80.8	127	Georgina POLDEN	122.0
4	36	Jayson URIBE	96.2	36	Jayson URIBE	80.5	28	Bradley RAY	120.9
5	86	Charlie NESBITT	96.1	84	Daniel HERMANSSON	79.0	42	James HOBSON	120.6
6	127	Georgina POLDEN	95.4	12	Edward RENDELL	78.9	26	Jorel BOERBOOM	119.6
7	34	Jordan WEAVING	95.3	127	Georgina POLDEN	78.9	34	Jordan WEAVING	119.6
8	26	Jorel BOERBOOM	94.7	66	Joe IRVING	78.4	64	Asher DURHAM	119.4
9	12	Edward RENDELL	94.2	43	Arnie SHELTON	77.8	74	Joe THOMPSON	118.7
10	84	Daniel HERMANSSON	93.4	86	Charlie NESBITT	77.3	86	Charlie NESBITT	118.3
11	42	James HOBSON	92.8	90	Greg GREENWOOD	77.2	25	Mike BROUWERS	117.5
12	90	Greg GREENWOOD	92.6	42	James HOBSON	76.8	43	Arnie SHELTON	117.5
13	13	Sam BURMAN	92.4	4	Louis VALLELEY	76.6	90	Greg GREENWOOD	117.5
14	64	Asher DURHAM	91.9	88	Wesley JONKER	74.3	27	Cat GREEN	117.3
15	43	Arnie SHELTON	91.1	25	Mike BROUWERS	74.0	36	Jayson URIBE	117.3
16	65	Josh OWENS	91.0	74	Joe THOMPSON	73.5	13	Sam BURMAN	117.1
17	74	Joe THOMPSON	91.0	44	Jake BAYFORD	73.5	65	Josh OWENS	116.5
18	57	Simon LOW	90.6	13	Sam BURMAN	73.1	79	Chris TAYLOR	116.3
19	88	Wesley JONKER	90.4	19	Kai JOHNSON	72.3	84	Daniel HERMANSSON	116.1
20	10	Peter SUTHERLAND	90.0	57	Simon LOW	71.9	12	Edward RENDELL	115.5
21	4	Louis VALLELEY	89.7	26	Jorel BOERBOOM	71.3	10	Peter SUTHERLAND	114.7
22	7	Jamie ASHBY	89.1	10	Peter SUTHERLAND	71.2	47	Jake ARCHER	114.7
23	44	Jake BAYFORD	88.5	64	Asher DURHAM	70.5	124	Tasia RODINK	114.3
24	25	Mike BROUWERS	88.0	7	Jamie ASHBY	70.3	4	Louis VALLELEY	114.1
25	19	Kai JOHNSON	87.1	65	Josh OWENS	69.5	57	Simon LOW	114.1
26	27	Cat GREEN	86.8	124	Tasia RODINK	68.9	7	Jamie ASHBY	113.7
27	47	Jake ARCHER	86.3	47	Jake ARCHER	68.8	100	Stephen CAMPBELL	113.5
28	100	Stephen CAMPBELL	83.3	100	Stephen CAMPBELL	68.6	44	Jake BAYFORD	112.4
29	124	Tasia RODINK	82.1	27	Cat GREEN	67.8	88	Wesley JONKER	112.2
30	79	Chris TAYLOR	80.5	79	Chris TAYLOR	61.9	39	Kasey WYATT	111.8
31	35	Elliot LODGE	78.6	39	Kasey WYATT	60.1	19	Kai JOHNSON	110.5
32	39	Kasey WYATT	77.4						

Weather / Track : Bright / Wet

Results can be found at www.tsl-timing.com

Brands Hatch GP

Circuit Length = 2.4332 miles

Start: 09:00 Flag 09:25 End: 09:27

Printed - 09:29 Saturday, 18 October 2014

MCRCB BULLETIN TK076

2014 MCE British Superbike Championship - Round 12

2014 Motul British Motostar Championship

QUALIFYING 1 - BEST SECTORS

SECTOR 1			SECTOR 2			SECTOR 3			IDEAL / BEST COMPARISON						
POS	NO	NAME	TIME	NO	NAME	TIME	NO	NAME	TIME	POS	NO	NAME	IDEAL	BEST	DIFF
1	66	IRVING	33.343	66	IRVING	45.818	66	IRVING	24.514				PERFECT LAP	1:43.675	
2	28	RAY	33.521	28	RAY	46.173	28	RAY	24.552	1	66	IRVING	1:43.675	1:43.699	0.024
3	36	URIBE	33.677	6	TAYLOR	46.636	34	WEAVING	25.085	2	28	RAY	1:44.246	1:44.485	0.239
4	6	TAYLOR	33.991	36	URIBE	46.977	36	URIBE	25.191	3	36	URIBE	1:45.845	1:45.996	0.151
5	34	WEAVING	34.380	127	POLDEN	47.518	6	TAYLOR	25.293	4	6	TAYLOR	1:45.920	1:45.935	0.015
6	86	NESBITT	34.703	90	GREENWOOD	47.605	127	POLDEN	25.341	5	34	WEAVING	1:47.258	1:47.258	0.000
7	127	POLDEN	34.886	86	NESBITT	47.784	86	NESBITT	25.378	6	127	POLDEN	1:47.745	1:47.745	0.000
8	64	DURHAM	34.911	34	WEAVING	47.793	43	SHELTON	25.525	7	86	NESBITT	1:47.865	1:47.867	0.002
9	12	RENDELL	34.918	43	SHELTON	47.920	90	GREENWOOD	25.630	8	90	GREENWOOD	1:48.461	1:48.887	0.426
10	84	HERMANSSON	35.083	12	RENDELL	47.955	12	RENDELL	25.700	9	12	RENDELL	1:48.573	1:48.645	0.072
11	90	GREENWOOD	35.226	64	DURHAM	48.821	64	DURHAM	25.790	10	43	SHELTON	1:48.812	1:48.812	0.000
12	42	HOBSON	35.237	74	THOMPSON	48.840	74	THOMPSON	25.937	11	64	DURHAM	1:49.522	1:49.656	0.134
13	43	SHELTON	35.367	42	HOBSON	48.989	25	BROUWERS	26.140	12	74	THOMPSON	1:50.232	1:50.232	0.000
14	74	THOMPSON	35.455	65	OWENS	49.296	26	BOERBOOM	26.154	13	42	HOBSON	1:50.386	1:50.909	0.523
15	26	BOERBOOM	35.520	25	BROUWERS	49.616	42	HOBSON	26.160	14	84	HERMANSSON	1:51.023	1:51.153	0.130
16	65	OWENS	35.950	84	HERMANSSON	49.688	84	HERMANSSON	26.252	15	26	BOERBOOM	1:51.372	1:51.811	0.439
17	88	JONKER	35.968	26	BOERBOOM	49.698	13	BURMAN	26.492	16	65	OWENS	1:51.757	1:55.301	3.544
18	4	VALLELEY	36.059	88	JONKER	50.266	124	RODINK	26.506	17	88	JONKER	1:52.750	1:53.095	0.345
19	44	BAYFORD	36.313	10	SUTHERLAND	50.322	65	OWENS	26.511	18	25	BROUWERS	1:53.002	1:54.430	1.428
20	13	BURMAN	36.438	4	VALLELEY	50.330	88	JONKER	26.516	19	4	VALLELEY	1:53.113	1:53.415	0.302
21	19	JOHNSON	36.549	19	JOHNSON	50.332	44	BAYFORD	26.648	20	13	BURMAN	1:53.693	1:53.868	0.175
22	27	GREEN	36.626	47	ARCHER	50.485	27	GREEN	26.674	21	44	BAYFORD	1:53.847	1:54.144	0.297
23	57	LOW	36.776	13	BURMAN	50.763	4	VALLELEY	26.724	22	19	JOHNSON	1:53.859	1:54.163	0.304
24	7	ASHBY	36.830	27	GREEN	50.778	10	SUTHERLAND	26.767	23	10	SUTHERLAND	1:53.921	1:53.921	0.000
25	10	SUTHERLAND	36.832	44	BAYFORD	50.886	100	CAMPBELL	26.872	24	27	GREEN	1:54.078	1:54.335	0.257
26	47	ARCHER	37.065	124	RODINK	51.247	47	ARCHER	26.969	25	47	ARCHER	1:54.519	1:54.540	0.021
27	124	RODINK	37.212	7	ASHBY	51.254	19	JOHNSON	26.978	26	124	RODINK	1:54.965	1:55.187	0.222
28	25	BROUWERS	37.246	57	LOW	51.759	7	ASHBY	27.010	27	7	ASHBY	1:55.094	1:55.094	0.000
29	100	CAMPBELL	37.258	100	CAMPBELL	52.099	39	WYATT	27.382	28	57	LOW	1:55.961	1:56.194	0.233
30	39	WYATT	38.213	39	WYATT	53.731	57	LOW	27.426	29	100	CAMPBELL	1:56.229	1:56.527	0.298
31	79	TAYLOR	39.137	79	TAYLOR	54.028	79	TAYLOR	28.017	30	39	WYATT	1:59.326	1:59.326	0.000
32										31	79	TAYLOR	2:01.182	2:01.195	0.013

Weather / Track : Bright / Wet

Results can be found at www.tsl-timing.com

Brands Hatch GP

Circuit Length = 2.4332 miles

Start: 09:00 Flag 09:25 End: 09:27

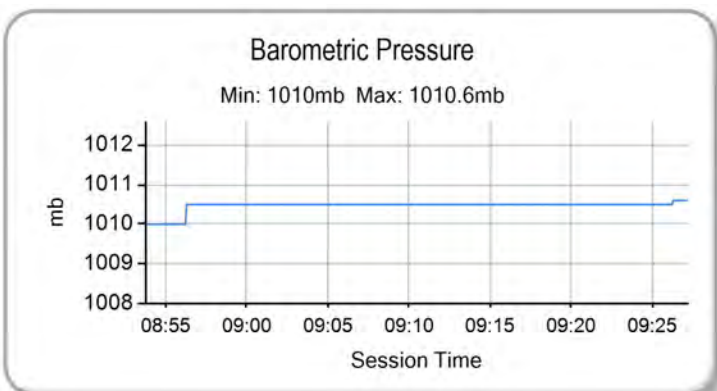
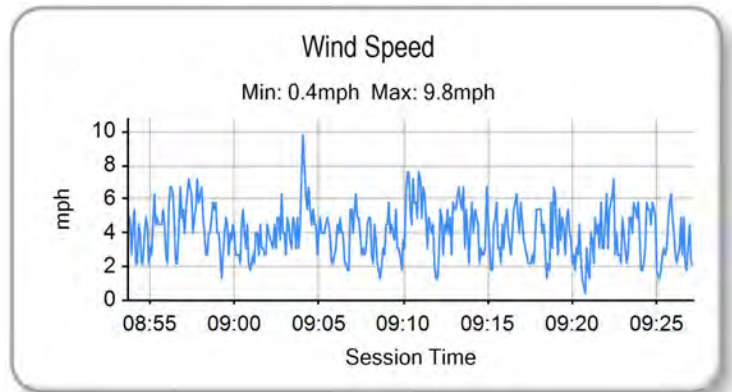
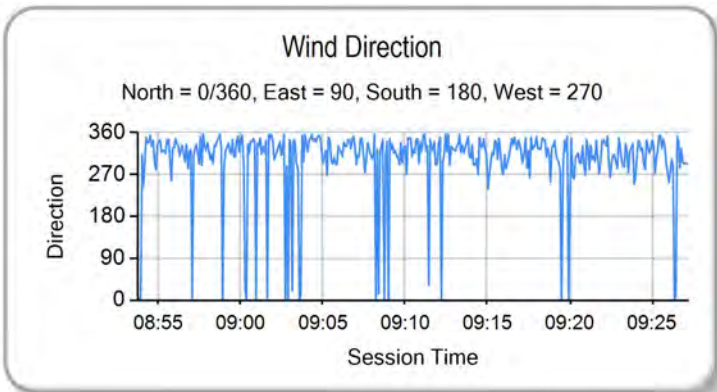
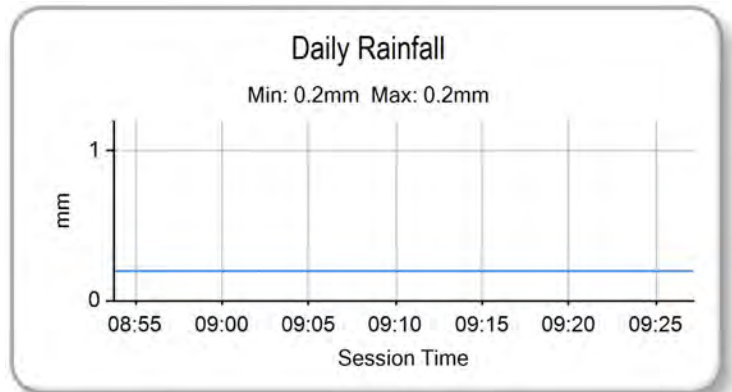
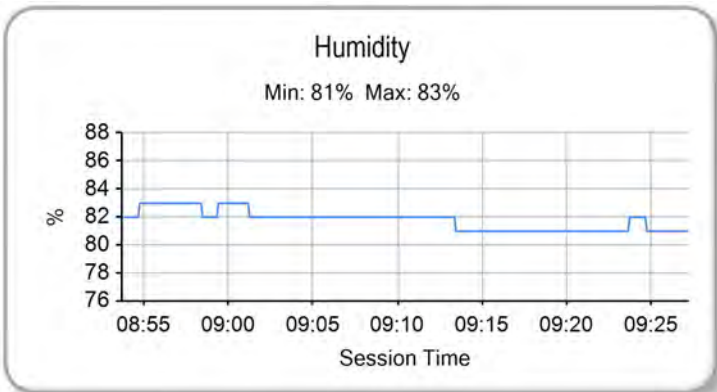
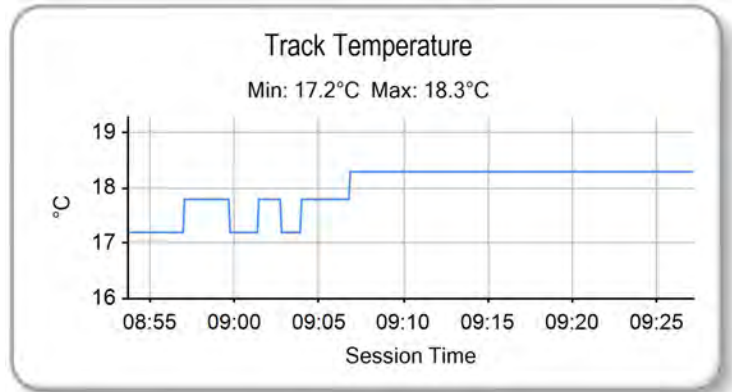
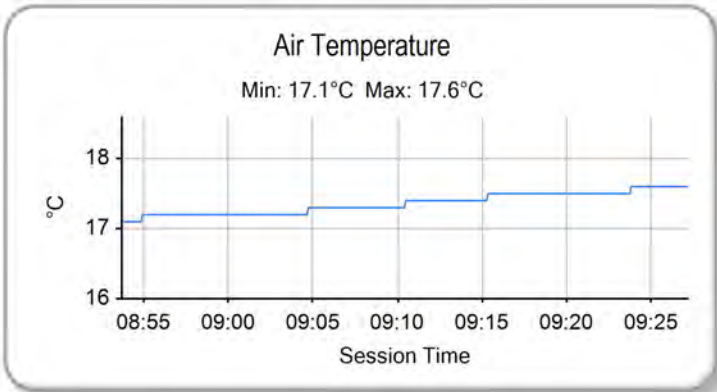
Printed - 09:30 Saturday, 18 October 2014

MCRCB BULLETIN TK077

2014 MCE British Superbike Championship - Round 12

2014 Motul British Motostar Championship

QUALIFYING 1 - WEATHER CONDITIONS



Weather / Track : Bright / Wet

Results can be found at www.tsl-timing.com

Brands Hatch GP
Circuit Length = 2.4332 miles
Start: 09:00 Flag 09:25 End: 09:27

Printed - 09:30 Saturday, 18 October 2014



POS	NO	CL	PIC NAME	ENTRY	FIRST		SECOND		GAP	DIFF
					TIME	LAPS	TIME	LAPS		
1	28		1 Bradley RAY	EE125 - FAB-Racing	1:44.485	13	1:34.990	13		
2	6		2 Taz TAYLOR	Luyten Honda - FPW Racing / Hookless Holidays	1:45.935	14	1:35.562	13	0.572	0.572
3	12		3 Edward RENDELL	Honda - Banks Racing	1:48.645	12	1:36.450	14	1.460	0.888
4	43		4 Arnie SHELTON	Honda - e3 Motorsport with Shelton Racing	1:48.812	13	1:36.976	15	1.986	0.526
5	64	M3	1 Asher DURHAM	Honda - Century 21 / Cresswell Racing	1:49.656	14	1:37.745	14	2.755	0.769
6	86	M3	2 Charlie NESBITT	Repli-Cast - Repli-Cast UK	1:47.867	14	1:37.834	15	2.844	0.089
7	26	M3	3 Jorel BOERBOOM	Suter Honda - RV Racing	1:51.811	14	1:38.719	15	3.729	0.885
8	35		5 Elliot LODGE	Honda - SP125 / Spike Racing		0	1:38.860	13	3.870	0.141
9	36	M3	4 Jayson URIBE	Honda - FPW Racing / RSR	1:45.996	14	1:39.044	4	4.054	0.184
10	25	M3	5 Mike BROUWERS	Honda - Joma / Brouwers Racing Team	1:54.430	7	1:39.073	14	4.083	0.029
11	79	M3	6 Chris TAYLOR	Honda - Elevator Saddles & Bridles	2:01.195	10	1:39.177	14	4.187	0.104
12	42	M3	7 James HOBSON	KTM - Two 4 Motorsport with RS Racing	1:50.909	14	1:39.297	14	4.307	0.120
13	127		6 Georgina POLDEN	Honda - RS Racing	1:47.745	13	1:39.959	13	4.969	0.662
14	27	M3	8 Cat GREEN	Honda - Redline Racing	1:54.335	13	1:40.330	14	5.340	0.371
15	90		7 Greg GREENWOOD	Luyten Honda - FPW Racing	1:48.887	13	1:40.512	14	5.522	0.182
16	74	M3	9 Joe THOMPSON	Repli-Cast - Repli-Cast UK	1:50.232	14	1:41.646	14	6.656	1.134
17	84		8 Daniel HERMANSSON	TSR Luyten - FPW Racing	1:51.153	13	1:41.649	14	6.659	0.003
18	10		9 Peter SUTHERLAND	Aprilia - Kinpac Racing	1:53.921	13	1:41.674	14	6.684	0.025
19	13	M3	10 Sam BURMAN	Honda - WNT / Burman Racing	1:53.868	13	1:42.325	14	7.335	0.651
20	44		10 Jake BAYFORD	Honda - SGR Racing	1:54.144	12	1:42.589	7	7.599	0.264
21	57		11 Simon LOW	KTM - Century 21 / Cresswell Racing	1:56.194	11	1:42.616	5	7.626	0.027
22	66	M3	11 Joe IRVING	KTM - Redline KTM	1:43.699	13		1	8.709	1.083
23	124		12 Tasia RODINK	Honda - Promemo Racing	1:55.187	13	1:44.064	13	9.074	0.365
24	19		13 Kai JOHNSON	Aprilia - Kinpac Racing	1:54.163	13	1:44.116	5	9.126	0.052
25	4		14 Louis VALLELEY	KTM - Century 21 / Cresswell Racing	1:53.415	13	1:44.954	13	9.964	0.838
26	7		15 Jamie ASHBY	Honda - JPA Racing / SP125	1:55.094	12	1:46.343	13	11.353	1.389
27	39		16 Kasey WYATT	Honda - Team BSP Honda	1:59.326	2	1:46.413	8	11.423	0.070
28	34	M3	12 Jordan WEAIVING	KTM - Jordan Racing / Burkert	1:47.258	8		0	12.268	0.845
29	47		17 Jake ARCHER	Honda - Jake Archer Racing	1:54.540	12	1:48.402	2	13.412	1.144
30	100		18 Stephen CAMPBELL	Honda - Campbell Racing	1:56.527	10	1:50.535	12	15.545	2.133
31	88		19 Wesley JONKER	Honda - Racing Family	1:53.095	13		1	18.105	2.560
32	65		20 Josh OWENS	Honda - RCD Motorsport	1:55.301	2		0	20.311	2.206

Weather / Track : Cloudy / Dry

These results are provisional until the conclusion of any judicial and technical matters.

Brands Hatch GP

Circuit Length = 2.4332 miles

Start: 14:20 Flag 14:45 End: 14:47

Race Director :	Stewards :	Timekeeper :
-----------------	------------	--------------

Results can be found at www.britishsuperbike.com

Printed - 14:49 Saturday, 18 October 2014





POS	NO	CL	PIC NAME	ENTRY	TIME	ON	LAPS	GAP	DIFF	MPH
1	28		1 Bradley RAY	EE125 - FAB-Racing	1:34.990	13	13			92.21
2	6		2 Taz TAYLOR	Luyten Honda - FPW Racing / Hookless Holidays	1:35.562	11	13	0.572	0.572	91.66
3	12		3 Edward RENDELL	Honda - Banks Racing	1:36.450	14	14	1.460	0.888	90.82
4	43		4 Arnie SHELTON	Honda - e3 Motorsport with Shelton Racing	1:36.976	14	15	1.986	0.526	90.33
5	64	M3	1 Asher DURHAM	Honda - Century 21 / Cresswell Racing	1:37.745	14	14	2.755	0.769	89.61
6	86	M3	2 Charlie NESBITT	Repli-Cast - Repli-Cast UK	1:37.834	15	15	2.844	0.089	89.53
7	26	M3	3 Jorel BOERBOOM	Suter Honda - RV Racing	1:38.719	13	15	3.729	0.885	88.73
8	35		5 Elliot LODGE	Honda - SP125 / Spike Racing	1:38.860	13	13	3.870	0.141	88.60
9	36	M3	4 Jayson URIBE	Honda - FPW Racing / RSR	1:39.044	4	4	4.054	0.184	88.44
10	25	M3	5 Mike BROUWERS	Honda - Joma / Brouwers Racing Team	1:39.073	12	14	4.083	0.029	88.41
11	79	M3	6 Chris TAYLOR	Honda - Elevator Saddles & Bridles	1:39.177	13	14	4.187	0.104	88.32
12	42	M3	7 James HOBSON	KTM - Two 4 Motorsport with RS Racing	1:39.297	14	14	4.307	0.120	88.21
13	127		6 Georgina POLDEN	Honda - RS Racing	1:39.959	13	13	4.969	0.662	87.63
14	27	M3	8 Cat GREEN	Honda - Redline Racing	1:40.330	14	14	5.340	0.371	87.31
15	90		7 Greg GREENWOOD	Luyten Honda - FPW Racing	1:40.512	14	14	5.522	0.182	87.15
16	74	M3	9 Joe THOMPSON	Repli-Cast - Repli-Cast UK	1:41.646	14	14	6.656	1.134	86.17
17	84		8 Daniel HERMANSSON	TSR Luyten - FPW Racing	1:41.649	14	14	6.659	0.003	86.17
18	10		9 Peter SUTHERLAND	Aprilia - Kinpac Racing	1:41.674	13	14	6.684	0.025	86.15
19	13	M3	10 Sam BURMAN	Honda - WNT / Burman Racing	1:42.325	9	14	7.335	0.651	85.60
20	44		10 Jake BAYFORD	Honda - SGR Racing	1:42.589	7	7	7.599	0.264	85.38
21	57		11 Simon LOW	KTM - Century 21 / Cresswell Racing	1:42.616	4	5	7.626	0.027	85.36
22	124		12 Tasia RODINK	Honda - Promemo Racing	1:44.064	10	13	9.074	1.448	84.17
23	19		13 Kai JOHNSON	Aprilia - Kinpac Racing	1:44.116	5	5	9.126	0.052	84.13

QUALIFYING LAPTIME (110.0% of 1:34.990) = 1:44.489

24	4		14 Louis VALLELEY	KTM - Century 21 / Cresswell Racing	1:44.954	7	13	9.964	0.838	83.46
25	7		15 Jamie ASHBY	Honda - JPA Racing / SP125	1:46.343	10	13	11.353	1.389	82.37
26	39		16 Kasey WYATT	Honda - Team BSP Honda	1:46.413	3	8	11.423	0.070	82.31
27	47		17 Jake ARCHER	Honda - Jake Archer Racing	1:48.402	2	2	13.412	1.989	80.80
28	100		18 Stephen CAMPBELL	Honda - Campbell Racing	1:50.535	10	12	15.545	2.133	79.24
29	66	M3	11 Joe IRVING	KTM - Redline KTM			1			
30	88		19 Wesley JONKER	Honda - Racing Family			1			

Weather / Track : Cloudy / Dry

These results are provisional until the conclusion of any judicial and technical matters.

Brands Hatch GP

Circuit Length = 2.4332 miles

Start: 14:20 Flag 14:45 End: 14:47

Race Director :	Stewards :	Timekeeper :
-----------------	------------	--------------

Results can be found at www.britishsuperbike.com

Printed - 14:47 Saturday, 18 October 2014



MCRCB BULLETIN TK132

2014 MCE British Superbike Championship - Round 12

2014 Motul British Motostar Championship

QUALIFYING 2 - SECTOR ANALYSIS

SECTOR 1 = FL to I1, SECTOR 2 = I1 to I2, SECTOR 3 = I2 to FL, DIFF = Difference To Personal Best Lap

P1 28		Bradley RAY					EE125 - FAB-Racing				
IDEAL LAP TIME : 1:34.948		BEST LAP TIME : 1:34.990					DIFFERENCE : 0.042				
LAP	SECTOR 1	SECTOR 2		SECTOR 3		LAP TIME	MPH	DIFF	TIME OF DAY		
1 -	OUTLAP	89.2	50.335	67.7	26.753	106.6	1:52.940	77.56	17.950	14:23:11.341	
2 -	34.303	92.3	46.985	80.9	24.165	123.3	1:45.453	83.06	10.463	14:24:56.794	
3 -	31.510	100.7	43.936	87.9	23.458	124.0	1:38.904	88.56	3.914	14:26:35.698	
4 -	31.685	99.5	43.778	84.4	IN PIT		3:36.868 P	40.39	2:01.878	14:30:12.566	
5 -	OUTLAP	101.5	43.944	89.0	23.437	123.1	1:39.642	87.91	4.652	14:31:52.208	
6 -	30.527	103.0	43.365	89.5	22.966	123.1	1:36.858	90.44	1.868	14:33:29.066	
7 -	30.308	102.7	42.598	92.4	23.129	122.4	1:36.035	91.21	1.045	14:35:05.101	
8 -	30.240	102.4	42.578	91.4	23.030	122.6	1:35.848 (3)	91.39	0.858	14:36:40.949	
9 -	30.818	100.7	44.768	87.1	IN PIT		2:29.435 P	58.61	54.445	14:39:10.384	
10 -	OUTLAP	100.4	46.187	71.6	24.255	122.4	1:43.218	84.86	8.228	14:40:53.602	
11 -	30.010	103.2	46.558	71.6	24.240	123.1	1:40.808	86.89	5.818	14:42:34.410	
12 -	30.043	102.9	42.483	87.9	22.790	123.3	1:35.316 (2)	91.90	0.326	14:44:09.726	
13 -	29.823	102.9	42.525	93.4	22.642	123.5	1:34.990 (1)	92.21		14:45:44.716	

P2 6		Taz TAYLOR					Luyten Honda - FPW Racing / Hookless Holidays				
IDEAL LAP TIME : 1:35.382		BEST LAP TIME : 1:35.562					DIFFERENCE : 0.180				
LAP	SECTOR 1	SECTOR 2		SECTOR 3		LAP TIME	MPH	DIFF	TIME OF DAY		
1 -	OUTLAP	89.9	47.512	73.3	25.049	121.5	1:47.430	81.54	11.868	14:22:55.172	
2 -	31.888	98.3	44.448	80.1	23.477	124.2	1:39.813	87.76	4.251	14:24:34.985	
3 -	31.395	99.5	43.593	81.9	23.567	122.4	1:38.555	88.88	2.993	14:26:13.540	
4 -	32.122	96.1	43.499	84.0	23.369	122.0	1:38.990	88.49	3.428	14:27:52.530	
5 -	30.645	101.5	43.215	87.7	23.504	122.4	1:37.364	89.97	1.802	14:29:29.894	
6 -	30.733	100.6	43.786	81.1	23.908	121.7	1:38.427	88.99	2.865	14:31:08.321	
7 -	30.539	101.0	43.339	85.8	23.287	122.2	1:37.165	90.15	1.603	14:32:45.486	
8 -	30.463	101.6	43.455	87.0	23.144	122.9	1:37.062	90.24	1.500	14:34:22.548	
9 -	30.346	100.9	42.773	89.1	23.080	122.6	1:36.199 (3)	91.05	0.637	14:35:58.747	
10 -	30.409	101.5	42.608	91.3	23.108	123.1	1:36.125 (2)	91.12	0.563	14:37:34.872	
11 -	30.275	101.0	42.442	91.5	22.845	124.0	1:35.562 (1)	91.66		14:39:10.434	
12 -	32.378	71.3	46.230	74.9	25.363	121.7	1:43.971	84.25	8.409	14:40:54.405	
13 -	30.095	101.2	44.097	86.8	23.346	121.3	1:37.538	89.80	1.976	14:42:31.943	

P3 12		Edward RENDELL					Honda - Banks Racing				
IDEAL LAP TIME : 1:36.317		BEST LAP TIME : 1:36.450					DIFFERENCE : 0.133				
LAP	SECTOR 1	SECTOR 2		SECTOR 3		LAP TIME	MPH	DIFF	TIME OF DAY		
1 -	OUTLAP	96.0	46.526	74.3	24.959	117.1	1:45.059	83.38	8.609	14:23:12.636	
2 -	32.809	93.5	45.718	84.8	24.250	118.3	1:42.777	85.23	6.327	14:24:55.413	
3 -	31.611	98.2	45.308	81.7	23.577	119.1	1:40.496	87.16	4.046	14:26:35.909	
4 -	31.525	99.1	44.316	77.4	23.991	120.9	1:39.832	87.74	3.382	14:28:15.741	
5 -	31.439	99.4	44.956	80.1	IN PIT		2:33.319 P	57.13	56.869	14:30:49.060	
6 -	OUTLAP	96.8	45.084	85.4	24.059	116.9	1:41.095	86.64	4.645	14:32:30.155	
7 -	30.973	98.2	44.358	88.8	23.610	118.3	1:38.941	88.53	2.491	14:34:09.096	
8 -	30.722	98.5	43.714	90.9	23.436	118.1	1:37.872	89.50	1.422	14:35:46.968	
9 -	30.457	99.2	43.611	89.5	23.292	118.7	1:37.360	89.97	0.910	14:37:24.328	
10 -	30.434	99.1	43.208	91.6	23.106	120.9	1:36.748 (2)	90.54	0.298	14:39:01.076	
11 -	30.440	98.9	43.327	91.9	23.218	119.8	1:36.985	90.32	0.535	14:40:38.061	
12 -	30.516	98.3	43.296	89.0	23.270	118.9	1:37.082	90.23	0.632	14:42:15.143	
13 -	30.463	99.5	43.333	91.0	23.104	119.6	1:36.900 (3)	90.40	0.450	14:43:52.043	
14 -	30.164	99.7	43.341	89.5	22.945	121.5	1:36.450 (1)	90.82		14:45:28.493	

P4 43		Arnie SHELTON					Honda - e3 Motorsport with Shelton Racing				
IDEAL LAP TIME : 1:36.881		BEST LAP TIME : 1:36.976					DIFFERENCE : 0.095				
LAP	SECTOR 1	SECTOR 2		SECTOR 3		LAP TIME	MPH	DIFF	TIME OF DAY		
1 -	OUTLAP	86.3	48.317	72.5	25.356	115.7	1:50.321	79.40	13.345	14:23:05.421	
2 -	33.424	89.5	47.325	77.4	24.453	118.1	1:45.202	83.26	8.226	14:24:50.623	
3 -	32.182	93.4	46.368	81.0	24.119	118.9	1:42.669	85.32	5.693	14:26:33.292	
4 -	31.542	97.1	46.312	78.2	24.311	119.6	1:42.165	85.74	5.189	14:28:15.457	
5 -	31.657	98.2	44.762	81.7	23.920	118.9	1:40.339	87.30	3.363	14:29:55.796	

Weather / Track : Cloudy / Dry

Brands Hatch GP

Circuit Length = 2.4332 miles

Start: 14:20 Flag 14:45 End: 14:47

MCRCB BULLETIN TK132

2014 MCE British Superbike Championship - Round 12

2014 Motul British Motostar Championship

QUALIFYING 2 - SECTOR ANALYSIS

SECTOR 1 = FL to I1, SECTOR 2 = I1 to I2, SECTOR 3 = I2 to FL, DIFF = Difference To Personal Best Lap

6 -	31.105	96.8	44.430	82.3	23.785	118.3	1:39.320	88.19	2.344	14:31:35.116
7 -	37.159	44.4	49.963	79.3	25.276	118.1	1:52.398	77.93	15.422	14:33:27.514
8 -	30.957	98.6	44.539	85.7	23.636	119.1	1:39.132	88.36	2.156	14:35:06.646
9 -	30.801	98.5	44.163	86.1	23.421	118.3	1:38.385	89.03	1.409	14:36:45.031
10 -	30.769	98.9	44.015	89.5	23.140	122.2	1:37.924	89.45	0.948	14:38:22.955
11 -	30.935	97.3	43.835	85.7	23.280	119.1	1:38.050	89.34	1.074	14:40:01.005
12 -	30.580	99.5	43.556	86.4	23.232	118.9	1:37.368 (3)	89.96	0.392	14:41:38.373
13 -	30.510	99.1	43.517	87.3	23.364	119.4	1:37.391	89.94	0.415	14:43:15.764
14 -	30.356	99.4	43.410	86.2	23.210	118.7	1:36.976 (1)	90.33		14:44:52.740
15 -	30.331	99.1	43.440	86.9	23.357	119.4	1:37.128 (2)	90.18	0.152	14:46:29.868

P5 64 M3 Asher DURHAM			Honda - Century 21 / Cresswell Racing							
IDEAL LAP TIME : 1:37.675			BEST LAP TIME : 1:37.745			DIFFERENCE : 0.070				
LAP	SECTOR 1	SECTOR 2	SECTOR 3	LAP TIME	MPH	DIFF	TIME OF DAY			
1 -	OUTLAP	88.4	48.469	68.8	25.312	121.3	1:49.425	80.05	11.680	14:22:55.459
2 -	33.097	97.1	45.342	76.6	23.754	123.8	1:42.193	85.71	4.448	14:24:37.652
3 -	31.862	94.3	45.540	76.1	23.932	123.5	1:41.334	86.44	3.589	14:26:18.986
4 -	31.916	96.6	44.649	76.3	23.721	123.5	1:40.286	87.34	2.541	14:27:59.272
5 -	32.453	96.0	45.078	78.5	23.899	120.9	1:41.430	86.36	3.685	14:29:40.702
6 -	31.591	96.4	44.826	78.4	23.826	120.9	1:40.243	87.38	2.498	14:31:20.945
7 -	33.089	81.4	45.454	83.0	23.327	122.6	1:41.870	85.99	4.125	14:33:02.815
8 -	31.471	99.1	44.119	83.2	23.347	122.4	1:38.937	88.53	1.192	14:34:41.752
9 -	30.769	99.7	44.066	83.4	23.337	123.1	1:38.172 (3)	89.22	0.427	14:36:19.924
10 -	34.815	89.4	48.846	72.7	IN PIT		3:12.168 P	45.58	1:34.423	14:39:32.092
11 -	OUTLAP	67.9	49.626	82.2	24.298	119.4	1:54.998	76.17	17.253	14:41:27.090
12 -	32.236	90.4	44.292	78.9	23.452	122.6	1:39.980	87.61	2.235	14:43:07.070
13 -	30.782	98.9	43.930	84.3	23.082	122.6	1:37.794 (2)	89.57	0.049	14:44:44.864
14 -	30.745	99.7	43.848	82.3	23.152	123.3	1:37.745 (1)	89.61		14:46:22.609

P6 86 M3 Charlie NESBITT			Repli-Cast - Repli-Cast UK							
IDEAL LAP TIME : 1:37.649			BEST LAP TIME : 1:37.834			DIFFERENCE : 0.185				
LAP	SECTOR 1	SECTOR 2	SECTOR 3	LAP TIME	MPH	DIFF	TIME OF DAY			
1 -	OUTLAP	89.1	46.947	73.2	24.807	119.8	1:46.697	82.10	8.863	14:23:03.707
2 -	32.993	93.5	45.760	72.6	24.571	119.8	1:43.324	84.78	5.490	14:24:47.031
3 -	31.843	99.2	44.761	80.4	23.810	120.2	1:40.414	87.23	2.580	14:26:27.445
4 -	31.194	100.1	44.226	86.2	23.515	120.9	1:38.935	88.54	1.101	14:28:06.380
5 -	31.082	100.9	44.088	83.6	23.585	121.5	1:38.755	88.70	0.921	14:29:45.135
6 -	30.998	99.7	44.170	87.9	23.490	120.0	1:38.658	88.78	0.824	14:31:23.793
7 -	30.849	99.5	44.070	90.4	23.464	119.6	1:38.383	89.03	0.549	14:33:02.176
8 -	31.062	98.1	44.046	84.9	23.340	119.1	1:38.448	88.97	0.614	14:34:40.624
9 -	31.211	99.8	44.008	87.9	23.514	117.5	1:38.733	88.72	0.899	14:36:19.357
10 -	38.345	66.1	49.287	81.8	24.334	120.0	1:51.966	78.23	14.132	14:38:11.323
11 -	30.634	100.3	44.133	87.2	23.705	118.7	1:38.472	88.95	0.638	14:39:49.795
12 -	31.137	99.5	43.801	88.4	23.522	119.6	1:38.460	88.96	0.626	14:41:28.255
13 -	31.024	98.2	43.885	88.5	23.391	118.9	1:38.300 (3)	89.11	0.466	14:43:06.555
14 -	30.734	98.9	43.934	88.0	23.214	119.6	1:37.882 (2)	89.49	0.048	14:44:44.437
15 -	30.682	99.1	43.893	89.0	23.259	118.9	1:37.834 (1)	89.53		14:46:22.271

P7 26 M3 Jorel BOERBOOM			Suter Honda - RV Racing							
IDEAL LAP TIME : 1:38.687			BEST LAP TIME : 1:38.719			DIFFERENCE : 0.032				
LAP	SECTOR 1	SECTOR 2	SECTOR 3	LAP TIME	MPH	DIFF	TIME OF DAY			
1 -	OUTLAP	84.2	48.249	73.1	24.809	121.7	1:49.591	79.93	10.872	14:22:54.407
2 -	32.665	96.4	45.406	75.2	24.522	122.2	1:42.593	85.38	3.874	14:24:37.000
3 -	32.215	94.6	45.448	77.6	24.213	122.6	1:41.876	85.98	3.157	14:26:18.876
4 -	32.292	95.0	44.933	78.2	23.831	123.1	1:41.056	86.68	2.337	14:27:59.932
5 -	31.920	93.5	45.450	81.0	23.710	124.5	1:41.080	86.66	2.361	14:29:41.012
6 -	31.607	93.9	44.940	79.1	23.568	124.2	1:40.115	87.49	1.396	14:31:21.127
7 -	32.679	88.6	46.061	80.8	23.730	123.3	1:42.470	85.48	3.751	14:33:03.597
8 -	32.106	97.3	44.816	82.4	23.736	123.1	1:40.658	87.02	1.939	14:34:44.255
9 -	31.529	98.3	44.653	77.9	23.804	122.4	1:39.986	87.61	1.267	14:36:24.241
10 -	31.404	95.8	44.605	78.7	23.708	122.9	1:39.717	87.84	0.998	14:38:03.958
11 -	36.503	82.8	46.399	83.6	23.586	124.2	1:46.488	82.26	7.769	14:39:50.446

Weather / Track : Cloudy / Dry

Brands Hatch GP

Circuit Length = 2.4332 miles

Start: 14:20 Flag 14:45 End: 14:47

MCRCB BULLETIN TK132

2014 MCE British Superbike Championship - Round 12

2014 Motul British Motostar Championship

QUALIFYING 2 - SECTOR ANALYSIS

SECTOR 1 = FL to I1, SECTOR 2 = I1 to I2, SECTOR 3 = I2 to FL, DIFF = Difference To Personal Best Lap

12 -	31.300	100.4	44.167	84.0	23.414	124.5	1:38.881 (3)	88.58	0.162	14:41:29.327
13 -	31.106	94.5	44.178	82.6	23.435	124.2	1:38.719 (1)	88.73		14:43:08.046
14 -	31.437	96.9	44.209	80.9	23.506	123.3	1:39.152	88.34	0.433	14:44:47.198
15 -	31.173	99.8	44.273	82.6	23.430	123.3	1:38.876 (2)	88.59	0.157	14:46:26.074

P8	35	Elliot LODGE				Honda - SP125 / Spike Racing					
IDEAL LAP TIME : 1:38.860		BEST LAP TIME : 1:38.860				DIFFERENCE : 0.000					
LAP	SECTOR 1	SECTOR 2			SECTOR 3		LAP TIME	MPH	DIFF	TIME OF DAY	
1 -	OUTLAP	81.0	52.120	68.7	26.594	107.3	1:55.150	76.07	16.290	14:23:10.954	
2 -	34.584	84.0	48.869	69.3	25.318	115.9	1:48.771	80.53	9.911	14:24:59.725	
3 -	32.766	94.7	46.697	75.7	IN PIT		4:41.686	P 31.09	3:02.826	14:29:41.411	
4 -	OUTLAP	94.3	45.991	80.1	24.309	116.7	1:44.813	83.57	5.953	14:31:26.224	
5 -	31.650	96.4	44.897	83.4	24.019	117.5	1:40.566	87.10	1.706	14:33:06.790	
6 -	31.259	97.1	45.040	78.3	24.211	117.7	1:40.510	87.15	1.650	14:34:47.300	
7 -	31.612	96.4	45.121	83.0	24.118	115.3	1:40.851	86.85	1.991	14:36:28.151	
8 -	32.109	93.7	45.632	81.9	24.090	116.7	1:41.831	86.02	2.971	14:38:09.982	
9 -	31.401	95.1	45.014	83.5	24.019	117.3	1:40.434	87.21	1.574	14:39:50.416	
10 -	31.684	97.3	44.440	85.3	23.676	119.1	1:39.800 (2)	87.77	0.940	14:41:30.216	
11 -	32.370	94.2	44.803	83.6	23.892	116.7	1:41.065	86.67	2.205	14:43:11.281	
12 -	31.145	97.2	44.899	84.4	23.832	117.3	1:39.876 (3)	87.70	1.016	14:44:51.157	
13 -	30.838	97.2	44.404	86.2	23.618	120.2	1:38.860 (1)	88.60		14:46:30.017	

P9	36	M3	Jayson URIBE				Honda - FPW Racing / RSR				
IDEAL LAP TIME : 1:38.057		BEST LAP TIME : 1:39.044				DIFFERENCE : 0.987					
LAP	SECTOR 1	SECTOR 2			SECTOR 3		LAP TIME	MPH	DIFF	TIME OF DAY	
1 -	OUTLAP	88.7	47.936	73.5	25.121	118.7	1:48.194	80.96	9.150	14:22:54.469	
2 -	31.913	97.6	44.899	83.5	23.675	121.3	1:40.487 (3)	87.17	1.443	14:24:34.956	
3 -	31.638	99.2	43.884	89.1	23.602	119.8	1:39.124 (2)	88.37	0.080	14:26:14.080	
4 -	31.407	97.9	44.131	89.4	23.506	120.0	1:39.044 (1)	88.44		14:27:53.124	

P10	25	M3	Mike BROUWERS				Honda - Joma / Brouwers Racing Team				
IDEAL LAP TIME : 1:38.875		BEST LAP TIME : 1:39.073				DIFFERENCE : 0.198					
LAP	SECTOR 1	SECTOR 2			SECTOR 3		LAP TIME	MPH	DIFF	TIME OF DAY	
1 -	OUTLAP	93.0	47.019	69.8	24.893	120.9	1:46.905	81.94	7.832	14:22:56.717	
2 -	33.614	92.1	47.010	76.2	24.373	120.4	1:44.997	83.42	5.924	14:24:41.714	
3 -	32.024	97.6	45.297	80.0	23.896	121.1	1:41.217	86.54	2.144	14:26:22.931	
4 -	32.220	97.3	44.885	83.0	23.848	118.3	1:40.953	86.77	1.880	14:28:03.884	
5 -	31.991	99.2	44.708	81.9	23.899	118.7	1:40.598	87.07	1.525	14:29:44.482	
6 -	31.575	100.1	44.580	82.0	23.707	119.4	1:39.862	87.71	0.789	14:31:24.344	
7 -	31.629	98.1	44.842	77.9	IN PIT		2:18.430	P 63.27	39.357	14:33:42.774	
8 -	OUTLAP	97.5	45.113	82.6	24.067	118.5	1:43.792	84.39	4.719	14:35:26.566	
9 -	31.688	98.8	44.545	81.3	23.819	118.1	1:40.052	87.55	0.979	14:37:06.618	
10 -	31.862	98.3	44.047	82.7	23.635	119.4	1:39.544	87.99	0.471	14:38:46.162	
11 -	31.378	99.5	44.137	85.5	23.684	118.7	1:39.199 (2)	88.30	0.126	14:40:25.361	
12 -	31.275	100.0	43.965	81.0	23.833	119.1	1:39.073 (1)	88.41		14:42:04.434	
13 -	31.485	98.6	44.516	84.6	23.690	118.5	1:39.691	87.86	0.618	14:43:44.125	
14 -	31.320	100.1	44.268	84.2	23.638	118.3	1:39.226 (3)	88.28	0.153	14:45:23.351	

P11	79	M3	Chris TAYLOR				Honda - Elevator Saddles & Bridles				
IDEAL LAP TIME : 1:38.985		BEST LAP TIME : 1:39.177				DIFFERENCE : 0.192					
LAP	SECTOR 1	SECTOR 2			SECTOR 3		LAP TIME	MPH	DIFF	TIME OF DAY	
1 -	OUTLAP	87.1	49.160	66.6	25.635	118.9	1:50.867	79.01	11.690	14:23:00.432	
2 -	33.894	92.6	47.511	69.4	24.950	120.6	1:46.355	82.36	7.178	14:24:46.787	
3 -	33.126	92.5	46.869	75.8	24.119	123.8	1:44.114	84.13	4.937	14:26:30.901	
4 -	32.604	96.6	45.559	75.6	24.035	122.2	1:42.198	85.71	3.021	14:28:13.099	
5 -	32.111	97.3	45.371	78.6	23.829	122.2	1:41.311	86.46	2.134	14:29:54.410	
6 -	31.581	97.6	45.069	78.3	24.256	120.4	1:40.906	86.81	1.729	14:31:35.316	
7 -	32.299	93.0	46.984	77.0	IN PIT		2:22.009	P 61.68	42.832	14:33:57.325	
8 -	OUTLAP	91.8	46.184	76.0	24.237	120.4	1:44.293	83.99	5.116	14:35:41.618	
9 -	31.734	97.5	45.207	79.7	23.931	120.0	1:40.872	86.84	1.695	14:37:22.490	

Weather / Track : Cloudy / Dry

Brands Hatch GP
 Circuit Length = 2.4332 miles
 Start: 14:20 Flag 14:45 End: 14:47

MCRCB BULLETIN TK132

2014 MCE British Superbike Championship - Round 12

2014 Motul British Motostar Championship

QUALIFYING 2 - SECTOR ANALYSIS

SECTOR 1 = FL to I1, SECTOR 2 = I1 to I2, SECTOR 3 = I2 to FL, DIFF = Difference To Personal Best Lap

10 -	31.519	98.2	44.825	78.9	23.745	122.4	1:40.089	87.52	0.912	14:39:02.579
11 -	31.223	98.5	44.508	86.1	23.723	121.5	1:39.454	88.07	0.277	14:40:42.033
12 -	31.179	98.5	44.470	81.7	23.546	121.3	1:39.195 (2)	88.30	0.018	14:42:21.228
13 -	31.138	99.5	44.455	82.7	23.584	122.2	1:39.177 (1)	88.32		14:44:00.405
14 -	31.329	98.3	44.301	82.6	23.608	121.3	1:39.238 (3)	88.27	0.061	14:45:39.643

P12 42 M3 James HOBSON		KTM - Two 4 Motorsport with RS Racing								
IDEAL LAP TIME : 1:39.297		BEST LAP TIME : 1:39.297			DIFFERENCE : 0.000					
LAP	SECTOR 1	SECTOR 2	SECTOR 3	LAP TIME	MPH	DIFF	TIME OF DAY			
1 -	OUTLAP	85.7	49.743	67.7	25.813	120.2	1:51.247	78.74	11.950	14:23:02.477
2 -	33.172	99.5	46.442	72.3	24.905	121.1	1:44.519	83.81	5.222	14:24:46.996
3 -	33.206	96.4	46.207	79.8	24.309	124.0	1:43.722	84.45	4.425	14:26:30.718
4 -	32.256	101.3	45.128	78.9	24.219	122.4	1:41.603	86.21	2.306	14:28:12.321
5 -	32.062	102.1	45.334	77.4	24.240	121.7	1:41.636	86.18	2.339	14:29:53.957
6 -	31.843	101.6	45.019	81.8	24.727	123.1	1:41.589	86.22	2.292	14:31:35.546
7 -	32.470	99.4	46.052	77.2	24.310	123.1	1:42.832	85.18	3.535	14:33:18.378
8 -	31.569	100.9	44.575	82.9	23.866	123.1	1:40.010 (2)	87.58	0.713	14:34:58.388
9 -	33.542	94.9	45.583	81.7	23.963	122.9	1:43.088	84.97	3.791	14:36:41.476
10 -	31.707	100.9	44.574	83.1	23.913	124.5	1:40.194	87.42	0.897	14:38:21.670
11 -	31.486	101.8	44.937	83.4	23.651	122.9	1:40.074 (3)	87.53	0.777	14:40:01.744
12 -	31.421	94.9	45.563	77.5	IN PIT		2:25.669 P	60.13	46.372	14:42:27.413
13 -	OUTLAP	101.2	44.985	84.6	23.786	123.5	1:46.726	82.07	7.429	14:44:14.139
14 -	31.399	101.6	44.358	84.9	23.540	124.7	1:39.297 (1)	88.21		14:45:53.436

P13 127 Georgina POLDEN		Honda - RS Racing								
IDEAL LAP TIME : 1:39.687		BEST LAP TIME : 1:39.959			DIFFERENCE : 0.272					
LAP	SECTOR 1	SECTOR 2	SECTOR 3	LAP TIME	MPH	DIFF	TIME OF DAY			
1 -	OUTLAP	91.1	47.332	70.7	24.862	122.0	1:47.921	81.16	7.962	14:22:51.323
2 -	32.835	93.8	46.120	77.8	24.475	122.0	1:43.430	84.69	3.471	14:24:34.753
3 -	32.358	97.1	45.745	78.9	24.221	121.3	1:42.324	85.60	2.365	14:26:17.077
4 -	32.253	98.5	45.648	78.1	24.207	121.1	1:42.108	85.78	2.149	14:27:59.185
5 -	32.454	94.9	46.724	77.3	24.075	121.3	1:43.253	84.83	3.294	14:29:42.438
6 -	32.256	96.1	45.108	83.4	23.870	120.6	1:41.234	86.53	1.275	14:31:23.672
7 -	32.082	97.2	45.449	79.0	23.823	122.2	1:41.354	86.42	1.395	14:33:05.026
8 -	31.882	94.5	46.014	80.2	IN PIT		4:05.541 P	35.67	2:25.582	14:37:10.567
9 -	OUTLAP	94.1	45.784	80.1	23.966	122.4	1:44.824	83.56	4.865	14:38:55.391
10 -	32.051	97.3	45.100	82.0	24.074	121.5	1:41.225	86.53	1.266	14:40:36.616
11 -	32.073	96.1	44.306	81.9	23.647	121.3	1:40.026 (2)	87.57	0.067	14:42:16.642
12 -	31.782	99.2	44.958	83.9	23.698	122.9	1:40.438 (3)	87.21	0.479	14:43:57.080
13 -	31.734	98.8	44.548	82.6	23.677	122.0	1:39.959 (1)	87.63		14:45:37.039

P14 27 M3 Cat GREEN		Honda - Redline Racing								
IDEAL LAP TIME : 1:40.330		BEST LAP TIME : 1:40.330			DIFFERENCE : 0.000					
LAP	SECTOR 1	SECTOR 2	SECTOR 3	LAP TIME	MPH	DIFF	TIME OF DAY			
1 -	OUTLAP	83.2	49.896	71.1	25.919	120.0	1:51.978	78.22	11.648	14:23:02.365
2 -	34.204	91.1	47.440	75.3	25.049	121.5	1:46.693	82.10	6.363	14:24:49.058
3 -	33.432	94.9	47.965	73.8	25.102	121.3	1:46.499	82.25	6.169	14:26:35.557
4 -	33.476	95.7	46.910	75.6	24.777	121.3	1:45.163	83.29	4.833	14:28:20.720
5 -	32.874	94.1	46.596	77.0	24.469	121.7	1:43.939	84.27	3.609	14:30:04.659
6 -	32.729	93.4	46.484	75.4	24.852	120.2	1:44.065	84.17	3.735	14:31:48.724
7 -	32.616	97.8	46.093	76.5	24.321	121.7	1:43.030	85.02	2.700	14:33:31.754
8 -	32.847	92.6	45.924	81.7	24.238	121.3	1:43.009	85.03	2.679	14:35:14.763
9 -	32.314	97.1	45.649	82.7	24.078	122.0	1:42.041	85.84	1.711	14:36:56.804
10 -	32.629	96.0	45.514	81.4	24.246	121.5	1:42.389	85.55	2.059	14:38:39.193
11 -	32.835	98.3	45.321	81.7	24.127	122.4	1:42.283	85.64	1.953	14:40:21.476
12 -	32.435	98.3	45.389	78.9	24.097	121.7	1:41.921 (3)	85.94	1.591	14:42:03.397
13 -	32.090	98.9	45.709	81.7	23.890	122.9	1:41.689 (2)	86.14	1.359	14:43:45.086
14 -	31.705	100.3	44.996	83.8	23.629	123.3	1:40.330 (1)	87.31		14:45:25.416

Weather / Track : Cloudy / Dry

Brands Hatch GP
 Circuit Length = 2.4332 miles
 Start: 14:20 Flag 14:45 End: 14:47

MCRCB BULLETIN TK132

2014 MCE British Superbike Championship - Round 12

2014 Motul British Motostar Championship

QUALIFYING 2 - SECTOR ANALYSIS

SECTOR 1 = FL to I1, SECTOR 2 = I1 to I2, SECTOR 3 = I2 to FL, DIFF = Difference To Personal Best Lap

P15 90		Greg GREENWOOD					Luyten Honda - FPW Racing			
IDEAL LAP TIME : 1:40.372		BEST LAP TIME : 1:40.512			DIFFERENCE : 0.140					
LAP	SECTOR 1	SECTOR 2		SECTOR 3		LAP TIME	MPH	DIFF	TIME OF DAY	
1 -	OUTLAP	89.4	49.409	71.0	25.836	120.0	1:50.036	79.60	9.524	14:22:55.211
2 -	33.367	93.5	46.543	78.4	24.492	117.1	1:44.402	83.90	3.890	14:24:39.613
3 -	32.517	94.5	46.359	78.1	24.334	118.3	1:43.210	84.87	2.698	14:26:22.823
4 -	32.874	95.5	45.681	81.4	24.166	117.9	1:42.721	85.27	2.209	14:28:05.544
5 -	32.389	97.5	47.272	78.4	24.688	116.9	1:44.349	83.94	3.837	14:29:49.893
6 -	32.578	95.8	46.192	78.6	24.714	116.7	1:43.484	84.64	2.972	14:31:33.377
7 -	32.466	93.9	46.747	82.1	24.724	117.1	1:43.937	84.28	3.425	14:33:17.314
8 -	32.234	94.7	45.414	83.1	24.260	117.9	1:41.908	85.95	1.396	14:34:59.222
9 -	32.075	95.0	45.365	82.9	24.222	116.5	1:41.662	86.16	1.150	14:36:40.884
10 -	32.151	95.7	45.231	84.4	24.316	119.8	1:41.698	86.13	1.186	14:38:22.582
11 -	32.379	96.0	44.757	85.0	24.260	117.7	1:41.396	86.39	0.884	14:40:03.978
12 -	32.014	94.9	44.885	85.1	24.327	116.9	1:41.226 (3)	86.53	0.714	14:41:45.204
13 -	31.628	95.8	45.153	83.9	24.030	118.3	1:40.811 (2)	86.89	0.299	14:43:26.015
14 -	31.750	96.6	44.775	85.4	23.987	117.1	1:40.512 (1)	87.15		14:45:06.527

P16 74 M3		Joe THOMPSON					Repli-Cast - Repli-Cast UK			
IDEAL LAP TIME : 1:41.585		BEST LAP TIME : 1:41.646			DIFFERENCE : 0.061					
LAP	SECTOR 1	SECTOR 2		SECTOR 3		LAP TIME	MPH	DIFF	TIME OF DAY	
1 -	OUTLAP	82.5	49.900	69.0	25.905	119.6	1:52.796	77.66	11.150	14:22:54.998
2 -	35.313	89.3	48.240	72.3	25.353	119.4	1:48.906	80.43	7.260	14:24:43.904
3 -	33.922	92.4	46.988	74.3	25.016	118.9	1:45.926	82.69	4.280	14:26:29.830
4 -	34.053	93.7	47.609	71.0	24.994	119.6	1:46.656	82.13	5.010	14:28:16.486
5 -	32.946	94.1	47.019	76.5	24.864	117.9	1:44.829	83.56	3.183	14:30:01.315
6 -	32.973	93.5	48.471	74.6	26.235	117.9	1:47.679	81.35	6.033	14:31:48.994
7 -	32.753	95.5	46.561	78.7	24.675	120.0	1:43.989	84.23	2.343	14:33:32.983
8 -	32.612	95.1	46.114	78.2	24.537	118.1	1:43.263	84.83	1.617	14:35:16.246
9 -	32.363	96.2	46.073	79.0	24.509	118.5	1:42.945	85.09	1.299	14:36:59.191
10 -	32.476	94.9	46.153	80.2	24.562	118.9	1:43.191	84.88	1.545	14:38:42.382
11 -	33.213	86.4	47.667	80.0	25.296	119.4	1:46.176	82.50	4.530	14:40:28.558
12 -	32.191	96.1	45.898	81.1	24.523	117.9	1:42.612 (3)	85.36	0.966	14:42:11.170
13 -	32.026	96.2	45.897	80.9	24.203	119.8	1:42.126 (2)	85.77	0.480	14:43:53.296
14 -	32.071	95.7	45.356	81.9	24.219	118.9	1:41.646 (1)	86.17		14:45:34.942

P17 84		Daniel HERMANSSON					TSR Luyten - FPW Racing			
IDEAL LAP TIME : 1:41.288		BEST LAP TIME : 1:41.649			DIFFERENCE : 0.361					
LAP	SECTOR 1	SECTOR 2		SECTOR 3		LAP TIME	MPH	DIFF	TIME OF DAY	
1 -	OUTLAP	89.8	49.433	73.5	25.503	116.1	1:50.279	79.43	8.630	14:22:56.357
2 -	34.329	87.9	49.346	72.0	25.036	115.1	1:48.711	80.57	7.062	14:24:45.068
3 -	33.110	93.8	57.392	63.1	25.693	114.9	1:56.195	75.38	14.546	14:26:41.263
4 -	32.979	93.4	47.127	78.2	24.402	115.7	1:44.508	83.81	2.859	14:28:25.771
5 -	32.437	93.5	47.275	78.3	24.478	116.1	1:44.190	84.07	2.541	14:30:09.961
6 -	32.450	92.4	46.384	79.6	24.268	116.3	1:43.102	84.96	1.453	14:31:53.063
7 -	31.919	94.1	45.773	84.6	24.036	115.7	1:41.728 (3)	86.11	0.079	14:33:34.791
8 -	31.864	93.9	45.713	85.2	24.128	116.1	1:41.705 (2)	86.12	0.056	14:35:16.496
9 -	33.104	80.2	48.943	81.5	24.598	115.5	1:46.645	82.14	4.996	14:37:03.141
10 -	32.006	92.5	45.928	83.6	24.021	115.7	1:41.955	85.91	0.306	14:38:45.096
11 -	32.125	93.3	46.309	83.6	24.663	115.7	1:43.097	84.96	1.448	14:40:28.193
12 -	31.888	93.5	45.885	85.1	24.129	115.1	1:41.902	85.96	0.253	14:42:10.095
13 -	32.111	91.1	46.328	81.1	24.046	113.9	1:42.485	85.47	0.836	14:43:52.580
14 -	31.653	93.2	45.614	86.3	24.382	115.5	1:41.649 (1)	86.17		14:45:34.229

P18 10		Peter SUTHERLAND					Aprilia - Kinpac Racing			
IDEAL LAP TIME : 1:41.670		BEST LAP TIME : 1:41.674			DIFFERENCE : 0.004					
LAP	SECTOR 1	SECTOR 2		SECTOR 3		LAP TIME	MPH	DIFF	TIME OF DAY	
1 -	OUTLAP	80.1	47.609	74.3	25.140	116.3	1:49.690	79.85	8.016	14:23:05.126
2 -	33.526	93.2	47.789	72.0	24.847	119.4	1:46.162	82.51	4.488	14:24:51.288
3 -	33.073	94.2	46.866	76.6	24.715	119.4	1:44.654	83.70	2.980	14:26:35.942

Weather / Track : Cloudy / Dry

Brands Hatch GP

Circuit Length = 2.4332 miles

Start: 14:20 Flag 14:45 End: 14:47

MCRCB BULLETIN TK132

2014 MCE British Superbike Championship - Round 12

2014 Motul British Motostar Championship

QUALIFYING 2 - SECTOR ANALYSIS

SECTOR 1 = FL to I1, SECTOR 2 = I1 to I2, SECTOR 3 = I2 to FL, DIFF = Difference To Personal Best Lap

4 -	33.392	93.7	46.576	79.7	25.136	117.5	1:45.104	83.34	3.430	14:28:21.046
5 -	33.139	95.4	46.262	75.4	24.624	117.9	1:44.025	84.20	2.351	14:30:05.071
6 -	32.887	93.2	46.036	73.1	25.186	116.5	1:44.109	84.14	2.435	14:31:49.180
7 -	32.940	94.7	46.186	80.4	24.519	117.1	1:43.645	84.51	1.971	14:33:32.825
8 -	32.491	96.0	45.630	80.9	24.404	116.7	1:42.525	85.44	0.851	14:35:15.350
9 -	32.417	96.1	45.841	82.9	24.216	117.9	1:42.474	85.48	0.800	14:36:57.824
10 -	32.644	95.0	45.520	82.1	24.269	118.3	1:42.433	85.51	0.759	14:38:40.257
11 -	32.439	95.0	45.838	84.4	24.203	117.9	1:42.480	85.47	0.806	14:40:22.737
12 -	32.217	96.2	45.528	82.8	24.274	120.2	1:42.019 (2)	85.86	0.345	14:42:04.756
13 -	32.072	94.7	45.427	84.7	24.175	117.9	1:41.674 (1)	86.15		14:43:46.430
14 -	32.384	95.4	45.555	84.9	24.171	116.7	1:42.110 (3)	85.78	0.436	14:45:28.540

P19	13 M3	Sam BURMAN	Honda - WNT / Burman Racing							
IDEAL LAP TIME : 1:42.269		BEST LAP TIME : 1:42.325		DIFFERENCE : 0.056						

LAP	SECTOR 1	SECTOR 2	SECTOR 3	LAP TIME	MPH	DIFF	TIME OF DAY			
1 -	OUTLAP	91.6	50.062	68.9	25.780	120.9	1:51.499	78.56	9.174	14:22:55.433
2 -	34.518	94.3	47.967	81.7	24.909	121.3	1:47.394	81.56	5.069	14:24:42.827
3 -	33.058	97.1	47.292	80.8	24.762	121.3	1:45.112	83.33	2.787	14:26:27.939
4 -	32.766	97.2	46.591	82.3	24.960	118.5	1:44.317	83.97	1.992	14:28:12.256
5 -	33.064	91.5	46.335	83.8	24.332	121.5	1:43.731	84.44	1.406	14:29:55.987
6 -	32.369	98.2	46.186	82.8	24.632	118.9	1:43.187	84.89	0.862	14:31:39.174
7 -	32.659	92.9	46.247	83.3	24.420	118.3	1:43.326	84.77	1.001	14:33:22.500
8 -	32.414	98.2	45.905	84.3	24.491	118.3	1:42.810	85.20	0.485	14:35:05.310
9 -	32.174	96.2	45.763	84.9	24.388	118.7	1:42.325 (1)	85.60		14:36:47.635
10 -	32.630	96.6	45.787	82.1	24.491	120.2	1:42.908	85.12	0.583	14:38:30.543
11 -	32.454	96.6	46.274	81.8	24.785	117.5	1:43.513	84.62	1.188	14:40:14.056
12 -	32.464	97.8	45.966	85.0	24.344	119.4	1:42.774	85.23	0.449	14:41:56.830
13 -	32.238	97.3	46.007	83.4	24.346	118.3	1:42.591 (3)	85.38	0.266	14:43:39.421
14 -	32.215	97.9	45.858	83.1	24.339	118.9	1:42.412 (2)	85.53	0.087	14:45:21.833

P20	44	Jake BAYFORD	Honda - SGR Racing							
IDEAL LAP TIME : 1:42.102		BEST LAP TIME : 1:42.589		DIFFERENCE : 0.487						

LAP	SECTOR 1	SECTOR 2	SECTOR 3	LAP TIME	MPH	DIFF	TIME OF DAY			
1 -	OUTLAP	84.6	47.915	73.0	IN PIT		2:46.064 P	52.74	1:03.475	14:24:02.987
2 -	OUTLAP	90.6	47.853	75.4	25.240	112.0	1:48.696	80.59	6.107	14:25:51.683
3 -	33.127	91.8	47.264	75.6	24.964	113.7	1:45.355 (3)	83.14	2.766	14:27:37.038
4 -	32.815	93.0	48.524	76.3	IN PIT		2:34.424 P	56.72	51.835	14:30:11.462
5 -	OUTLAP	93.2	47.889	76.2	24.738	113.9	1:47.776	81.27	5.187	14:31:59.238
6 -	32.486	95.4	46.327	77.2	24.502	114.5	1:43.315 (2)	84.78	0.726	14:33:42.553
7 -	32.436	94.6	45.752	79.1	24.401	115.5	1:42.589 (1)	85.38		14:35:25.142

P21	57	Simon LOW	KTM - Century 21 / Cresswell Racing							
IDEAL LAP TIME : 1:42.526		BEST LAP TIME : 1:42.616		DIFFERENCE : 0.090						

LAP	SECTOR 1	SECTOR 2	SECTOR 3	LAP TIME	MPH	DIFF	TIME OF DAY			
1 -	OUTLAP	87.6	48.233	68.6	25.403	120.9	1:49.289	80.15	6.673	14:22:55.706
2 -	34.369	90.3	47.040	79.5	24.705	116.5	1:46.114	82.55	3.498	14:24:41.820
3 -	32.084	96.1	46.827	80.9	24.591	116.7	1:43.502 (3)	84.63	0.886	14:26:25.322
4 -	32.174	96.0	46.075	80.6	24.367	116.5	1:42.616 (1)	85.36		14:28:07.938
5 -	32.562	95.7	46.380	79.9	24.512	116.9	1:43.454 (2)	84.67	0.838	14:29:51.392

P22	124	Tasia RODINK	Honda - Promemo Racing							
IDEAL LAP TIME : 1:43.662		BEST LAP TIME : 1:44.064		DIFFERENCE : 0.402						

LAP	SECTOR 1	SECTOR 2	SECTOR 3	LAP TIME	MPH	DIFF	TIME OF DAY			
1 -	OUTLAP	88.1	49.332	68.8	25.672	117.7	1:51.324	78.68	7.260	14:23:03.386
2 -	34.581	89.8	47.635	70.9	25.428	117.9	1:47.644	81.37	3.580	14:24:51.030
3 -	33.497	88.7	47.954	71.6	24.767	119.6	1:46.218	82.47	2.154	14:26:37.248
4 -	33.176	96.5	47.059	75.5	24.694	117.1	1:44.929	83.48	0.865	14:28:22.177
5 -	33.038	94.7	46.989	76.0	24.447	119.6	1:44.474	83.84	0.410	14:30:06.651
6 -	33.256	92.3	47.438	72.3	IN PIT		3:34.439 P	40.85	1:50.375	14:33:41.090
7 -	OUTLAP	88.3	47.553	77.5	24.824	117.9	1:49.535	79.97	5.471	14:35:30.625

Weather / Track : Cloudy / Dry

Brands Hatch GP
 Circuit Length = 2.4332 miles
 Start: 14:20 Flag 14:45 End: 14:47

MCRCB BULLETIN TK132

2014 MCE British Superbike Championship - Round 12

2014 Motul British Motostar Championship

QUALIFYING 2 - SECTOR ANALYSIS

SECTOR 1 = FL to I1, SECTOR 2 = I1 to I2, SECTOR 3 = I2 to FL, DIFF = Difference To Personal Best Lap

8 -	33.031	90.6	47.416	76.7	24.778	117.5	1:45.225	83.24	1.161	14:37:15.850
9 -	33.242	94.5	47.066	77.6	24.591	117.7	1:44.899	83.50	0.835	14:39:00.749
10 -	32.824	95.5	46.858	76.5	24.382	118.9	1:44.064 (1)	84.17		14:40:44.813
11 -	32.793	95.7	46.909	76.9	24.511	116.9	1:44.213 (2)	84.05	0.149	14:42:29.026
12 -	33.236	95.5	46.487	80.3	24.627	118.1	1:44.350 (3)	83.94	0.286	14:44:13.376
13 -	33.094	94.9	46.864	76.2	24.477	118.1	1:44.435	83.87	0.371	14:45:57.811

P23	19	Kai JOHNSON					Aprilia - Kinpac Racing				
IDEAL LAP TIME : 1:43.720		BEST LAP TIME : 1:44.116			DIFFERENCE : 0.396						
LAP	SECTOR 1	SECTOR 2		SECTOR 3		LAP TIME	MPH	DIFF	TIME OF DAY		
1 -	OUTLAP	87.3	48.631	69.8	25.635	115.7	1:50.250	79.45	6.134	14:22:57.223	
2 -	33.654	87.3	47.918	72.8	25.438	115.3	1:47.010	81.86	2.894	14:24:44.233	
3 -	33.833	88.0	47.159	72.8	24.789	116.7	1:45.781 (3)	82.81	1.665	14:26:30.014	
4 -	33.364	94.3	46.988	77.3	24.938	113.7	1:45.290 (2)	83.19	1.174	14:28:15.304	
5 -	32.561	94.7	46.664	79.1	24.891	114.5	1:44.116 (1)	84.13		14:29:59.420	

P24	4	Louis VALLELEY					KTM - Century 21 / Cresswell Racing				
IDEAL LAP TIME : 1:44.640		BEST LAP TIME : 1:44.954			DIFFERENCE : 0.314						
LAP	SECTOR 1	SECTOR 2		SECTOR 3		LAP TIME	MPH	DIFF	TIME OF DAY		
1 -	OUTLAP	86.8	49.189	66.5	25.969	113.7	1:50.820	79.04	5.866	14:23:04.008	
2 -	34.542	92.0	48.311	72.9	IN PIT		2:28.308 P	59.06	43.354	14:25:32.316	
3 -	OUTLAP	89.8	48.209	76.6	25.427	112.2	1:48.784	80.52	3.830	14:27:21.100	
4 -	34.078	93.3	47.733	81.1	25.372	111.2	1:47.183	81.72	2.229	14:29:08.283	
5 -	33.624	93.5	47.358	77.6	25.553	111.4	1:46.535	82.22	1.581	14:30:54.818	
6 -	33.554	93.7	46.895	79.6	25.194	111.2	1:45.643	82.91	0.689	14:32:40.461	
7 -	33.421	94.1	46.514	80.5	25.019	113.1	1:44.954 (1)	83.46		14:34:25.415	
8 -	33.276	93.2	47.252	79.6	25.076	112.2	1:45.604 (3)	82.94	0.650	14:36:11.019	
9 -	33.304	93.9	47.004	79.7	25.332	112.5	1:45.640	82.92	0.686	14:37:56.659	
10 -	33.345	91.6	48.506	74.8	25.573	112.4	1:47.424	81.54	2.470	14:39:44.083	
11 -	33.183	93.2	47.030	80.8	25.110	113.1	1:45.323 (2)	83.17	0.369	14:41:29.406	
12 -	33.107	93.3	48.202	79.7	26.905	113.9	1:48.214	80.94	3.260	14:43:17.620	
13 -	33.218	91.9	50.331	75.7	26.737	112.9	1:50.286	79.42	5.332	14:45:07.906	

P25	7	Jamie ASHBY					Honda - JPA Racing / SP125				
IDEAL LAP TIME : 1:46.126		BEST LAP TIME : 1:46.343			DIFFERENCE : 0.217						
LAP	SECTOR 1	SECTOR 2		SECTOR 3		LAP TIME	MPH	DIFF	TIME OF DAY		
1 -	OUTLAP	77.7	56.501	65.5	29.397	98.3	2:07.108	68.91	20.765	14:23:37.829	
2 -	37.778	82.0	53.562	70.1	27.902	105.6	1:59.242	73.46	12.899	14:25:37.071	
3 -	36.145	84.7	51.015	71.3	26.606	113.7	1:53.766	76.99	7.423	14:27:30.837	
4 -	35.251	89.0	49.075	69.8	26.291	114.3	1:50.617	79.19	4.274	14:29:21.454	
5 -	34.676	90.6	48.571	72.0	25.598	115.1	1:48.845	80.47	2.502	14:31:10.299	
6 -	34.473	92.6	48.221	73.6	26.041	112.9	1:48.735	80.56	2.392	14:32:59.034	
7 -	34.341	93.5	47.734	77.0	25.718	113.9	1:47.793	81.26	1.450	14:34:46.827	
8 -	33.919	94.1	47.848	78.2	25.424	113.5	1:47.191	81.72	0.848	14:36:34.018	
9 -	34.114	93.7	47.612	77.9	25.449	115.1	1:47.175	81.73	0.832	14:38:21.193	
10 -	33.703	93.8	47.371	78.7	25.269	114.7	1:46.343 (1)	82.37		14:40:07.536	
11 -	33.772	93.9	47.848	76.6	25.345	113.5	1:46.965	81.89	0.622	14:41:54.501	
12 -	33.751	93.5	47.311	78.9	25.408	113.7	1:46.470 (2)	82.27	0.127	14:43:40.971	
13 -	34.054	94.1	47.301	79.9	25.122	113.9	1:46.477 (3)	82.26	0.134	14:45:27.448	

P26	39	Kasey WYATT					Honda - Team BSP Honda				
IDEAL LAP TIME : 1:44.308		BEST LAP TIME : 1:46.413			DIFFERENCE : 2.105						
LAP	SECTOR 1	SECTOR 2		SECTOR 3		LAP TIME	MPH	DIFF	TIME OF DAY		
1 -	OUTLAP	79.4	51.208	68.4	26.406	111.6	1:55.145	76.07	8.732	14:23:28.790	
2 -	34.296	90.8	48.703	72.2	25.433	114.5	1:48.432 (2)	80.78	2.019	14:25:17.222	
3 -	33.528	89.9	47.737	73.5	25.148	112.5	1:46.413 (1)	82.31		14:27:03.635	
4 -	34.910	82.7	50.735	65.8	IN PIT		3:46.141 P	38.73	1:59.728	14:30:49.776	
5 -	OUTLAP	86.1	49.051	71.0	IN PIT		5:37.591 P	25.94	3:51.178	14:36:27.367	
6 -	OUTLAP	91.6	47.466	77.4	24.875	112.2	1:47.681	81.34	1.268	14:38:15.048	
7 -	33.330	90.5	48.427	79.3	IN PIT		2:33.475 P	57.07	47.062	14:40:48.523	

Weather / Track : Cloudy / Dry

Brands Hatch GP

Circuit Length = 2.4332 miles

Start: 14:20 Flag 14:45 End: 14:47

MCRCB BULLETIN TK132

2014 MCE British Superbike Championship - Round 12

2014 Motul British Motostar Championship

QUALIFYING 2 - SECTOR ANALYSIS

SECTOR 1 = FL to I1, SECTOR 2 = I1 to I2, SECTOR 3 = I2 to FL, DIFF = Difference To Personal Best Lap

8 - OUTLAP **95.8** **46.665** **79.4** **24.313** **114.9** 1:43.833 84.36 14:42:32.356

P27	47	Jake ARCHER					Honda - Jake Archer Racing			
IDEAL LAP TIME : 1:47.188		BEST LAP TIME : 1:48.402			DIFFERENCE : 1.214					
LAP	SECTOR 1	SECTOR 2		SECTOR 3		LAP TIME	MPH	DIFF	TIME OF DAY	
1 -	OUTLAP	84.2	50.326	67.3	26.849	111.8	1:53.036	77.49	4.634	14:23:11.773
2 -	34.529	87.7	48.559	71.4	25.314	116.1	1:48.402 (1)	80.80		14:25:00.175

P28	100	Stephen CAMPBELL					Honda - Campbell Racing			
IDEAL LAP TIME : 1:50.027		BEST LAP TIME : 1:50.535			DIFFERENCE : 0.508					
LAP	SECTOR 1	SECTOR 2		SECTOR 3		LAP TIME	MPH	DIFF	TIME OF DAY	
1 -	OUTLAP	73.5	55.359	54.2	27.660	112.5	2:03.810	70.75	13.275	14:23:33.726
2 -	37.250	79.7	53.553	61.8	26.771	112.9	1:57.574	74.50	7.039	14:25:31.300
3 -	36.203	81.5	50.966	66.0	26.438	112.9	1:53.607	77.10	3.072	14:27:24.907
4 -	36.000	84.4	51.144	70.6	26.233	112.7	1:53.377	77.26	2.842	14:29:18.284
5 -	35.609	90.4	50.268	71.0	26.043	113.1	1:51.920	78.26	1.385	14:31:10.204
6 -	35.304	89.8	49.538	71.6	25.786	112.4	1:50.628 (2)	79.18	0.093	14:33:00.832
7 -	35.571	89.8	50.583	69.6	IN PIT		3:25.484 P	42.63	1:34.949	14:36:26.316
8 -	OUTLAP	85.4	51.741	67.2	26.414	115.7	1:57.083	74.81	6.548	14:38:23.399
9 -	35.448	91.4	49.137	73.9	26.113	112.9	1:50.698 (3)	79.13	0.163	14:40:14.097
10 -	35.222	89.9	49.451	74.0	25.862	115.1	1:50.535 (1)	79.24		14:42:04.632
11 -	35.283	89.1	51.617	73.5	25.731	115.1	1:52.631	77.77	2.096	14:43:57.263
12 -	35.269	91.8	50.104	72.2	25.668	114.1	1:51.041	78.88	0.506	14:45:48.304

P29	66 M3	Joe IRVING					KTM - Redline KTM			
IDEAL LAP TIME : 1:42.098		BEST LAP TIME :			DIFFERENCE :					
LAP	SECTOR 1	SECTOR 2		SECTOR 3		LAP TIME	MPH	DIFF	TIME OF DAY	
1 -	OUTLAP	95.0	46.275	74.3	24.365	124.0	1:44.897	83.50		14:22:05.383

P30	88	Wesley JONKER					Honda - Racing Family			
IDEAL LAP TIME : 1:48.454		BEST LAP TIME :			DIFFERENCE :					
LAP	SECTOR 1	SECTOR 2		SECTOR 3		LAP TIME	MPH	DIFF	TIME OF DAY	
1 -	OUTLAP	92.1	48.277	76.0	25.615	115.9	1:49.709	79.84		14:22:58.404

MCRCB BULLETIN TK133**2014 MCE British Superbike Championship - Round 12****2014 Motul British Motostar Championship****QUALIFYING 2 - BEST SPEEDS**

POS	SECTOR 1			SECTOR 2			FINISH LINE		
	NO	NAME	MPH	NO	NAME	MPH	NO	NAME	MPH
1	28	Bradley RAY	103.2	28	Bradley RAY	93.4	42	James HOBSON	124.7
2	66	Joe IRVING	103.0	12	Edward RENDELL	91.9	26	Jorel BOERBOOM	124.5
3	42	James HOBSON	102.1	6	Taz TAYLOR	91.5	6	Taz TAYLOR	124.2
4	6	Taz TAYLOR	101.6	86	Charlie NESBITT	90.4	28	Bradley RAY	124.0
5	86	Charlie NESBITT	100.9	43	Arnie SHELTON	89.5	66	Joe IRVING	124.0
6	26	Jorel BOERBOOM	100.4	36	Jayson URIBE	89.4	64	Asher DURHAM	123.8
7	27	Cat GREEN	100.3	84	Daniel HERMANSSON	86.3	79	Chris TAYLOR	123.8
8	25	Mike BROUWERS	100.1	35	Elliot LODGE	86.2	27	Cat GREEN	123.3
9	36	Jayson URIBE	100.1	79	Chris TAYLOR	86.1	127	Georgina POLDEN	122.9
10	12	Edward RENDELL	99.7	25	Mike BROUWERS	85.5	43	Arnie SHELTON	122.2
11	64	Asher DURHAM	99.7	90	Greg GREENWOOD	85.4	12	Edward RENDELL	121.5
12	43	Arnie SHELTON	99.5	13	Sam BURMAN	85.0	13	Sam BURMAN	121.5
13	79	Chris TAYLOR	99.5	10	Peter SUTHERLAND	84.9	86	Charlie NESBITT	121.5
14	127	Georgina POLDEN	99.2	42	James HOBSON	84.9	36	Jayson URIBE	121.3
15	13	Sam BURMAN	98.2	64	Asher DURHAM	84.3	25	Mike BROUWERS	121.1
16	90	Greg GREENWOOD	97.5	26	Jorel BOERBOOM	84.0	57	Simon LOW	120.9
17	35	Elliot LODGE	97.3	127	Georgina POLDEN	83.9	10	Peter SUTHERLAND	120.2
18	57	Simon LOW	96.8	27	Cat GREEN	83.8	35	Elliot LODGE	120.2
19	124	Tasia RODINK	96.5	74	Joe THOMPSON	81.9	74	Joe THOMPSON	120.0
20	10	Peter SUTHERLAND	96.2	4	Louis VALLELEY	81.1	90	Greg GREENWOOD	120.0
21	74	Joe THOMPSON	96.2	57	Simon LOW	80.9	124	Tasia RODINK	119.6
22	39	Kasey WYATT	95.8	124	Tasia RODINK	80.3	19	Kai JOHNSON	116.7
23	44	Jake BAYFORD	95.4	7	Jamie ASHBY	79.9	84	Daniel HERMANSSON	116.3
24	19	Kai JOHNSON	94.7	39	Kasey WYATT	79.4	47	Jake ARCHER	116.1
25	4	Louis VALLELEY	94.1	19	Kai JOHNSON	79.1	88	Wesley JONKER	115.9
26	7	Jamie ASHBY	94.1	44	Jake BAYFORD	79.1	100	Stephen CAMPBELL	115.7
27	84	Daniel HERMANSSON	94.1	88	Wesley JONKER	76.0	44	Jake BAYFORD	115.5
28	88	Wesley JONKER	93.8	66	Joe IRVING	74.3	7	Jamie ASHBY	115.1
29	47	Jake ARCHER	92.0	100	Stephen CAMPBELL	74.0	39	Kasey WYATT	114.9
30	100	Stephen CAMPBELL	91.8	47	Jake ARCHER	71.4	4	Louis VALLELEY	113.9

Weather / Track : Cloudy / Dry

Results can be found at www.tsl-timing.com

Brands Hatch GP

Circuit Length = 2.4332 miles

Start: 14:20 Flag 14:45 End: 14:47

Printed - 14:51 Saturday, 18 October 2014

MCRCB BULLETIN TK134

2014 MCE British Superbike Championship - Round 12

2014 Motul British Motostar Championship

QUALIFYING 2 - BEST SECTORS

SECTOR 1			SECTOR 2			SECTOR 3			IDEAL / BEST COMPARISON						
POS	NO	NAME	TIME	NO	NAME	TIME	NO	NAME	TIME	POS	NO	NAME	IDEAL	BEST	DIFF
1	28	RAY	29.823	6	TAYLOR	42.442	28	RAY	22.642				PERFECT LAP	1:34.907	
2	6	TAYLOR	30.095	28	RAY	42.483	6	TAYLOR	22.845	1	28	RAY	1:34.948	1:34.990	0.042
3	12	RENDELL	30.164	12	RENDELL	43.208	12	RENDELL	22.945	2	6	TAYLOR	1:35.382	1:35.562	0.180
4	43	SHELTON	30.331	43	SHELTON	43.410	64	DURHAM	23.082	3	12	RENDELL	1:36.317	1:36.450	0.133
5	86	NESBITT	30.634	86	NESBITT	43.801	43	SHELTON	23.140	4	43	SHELTON	1:36.881	1:36.976	0.095
6	36	URIBE	30.667	64	DURHAM	43.848	86	NESBITT	23.214	5	86	NESBITT	1:37.649	1:37.834	0.185
7	64	DURHAM	30.745	36	URIBE	43.884	26	BOERBOOM	23.414	6	64	DURHAM	1:37.675	1:37.745	0.070
8	35	LODGE	30.838	25	BROUWERS	43.965	36	URIBE	23.506	7	36	URIBE	1:38.057	1:39.044	0.987
9	26	BOERBOOM	31.106	26	BOERBOOM	44.167	42	HOBSON	23.540	8	26	BOERBOOM	1:38.687	1:38.719	0.032
10	79	TAYLOR	31.138	79	TAYLOR	44.301	79	TAYLOR	23.546	9	35	LODGE	1:38.860	1:38.860	0.000
11	25	BROUWERS	31.275	127	POLDEN	44.306	35	LODGE	23.618	10	25	BROUWERS	1:38.875	1:39.073	0.198
12	42	HOBSON	31.399	42	HOBSON	44.358	27	GREEN	23.629	11	79	TAYLOR	1:38.985	1:39.177	0.192
13	66	IRVING	31.458	35	LODGE	44.404	25	BROUWERS	23.635	12	42	HOBSON	1:39.297	1:39.297	0.000
14	90	GREENWOOD	31.628	90	GREENWOOD	44.757	127	POLDEN	23.647	13	127	POLDEN	1:39.687	1:39.959	0.272
15	84	HERMANSSON	31.653	27	GREEN	44.996	90	GREENWOOD	23.987	14	27	GREEN	1:40.330	1:40.330	0.000
16	27	GREEN	31.705	74	THOMPSON	45.356	84	HERMANSSON	24.021	15	90	GREENWOOD	1:40.372	1:40.512	0.140
17	127	POLDEN	31.734	10	SUTHERLAND	45.427	10	SUTHERLAND	24.171	16	84	HERMANSSON	1:41.288	1:41.649	0.361
18	44	BAYFORD	31.949	84	HERMANSSON	45.614	74	THOMPSON	24.203	17	74	THOMPSON	1:41.585	1:41.646	0.061
19	74	THOMPSON	32.026	44	BAYFORD	45.752	39	WYATT	24.313	18	10	SUTHERLAND	1:41.670	1:41.674	0.004
20	10	SUTHERLAND	32.072	13	BURMAN	45.763	13	BURMAN	24.332	19	66	IRVING	1:42.098		
21	57	LOW	32.084	57	LOW	46.075	66	IRVING	24.365	20	44	BAYFORD	1:42.102	1:42.589	0.487
22	13	BURMAN	32.174	66	IRVING	46.275	57	LOW	24.367	21	13	BURMAN	1:42.269	1:42.325	0.056
23	19	JOHNSON	32.267	124	RODINK	46.487	124	RODINK	24.382	22	57	LOW	1:42.526	1:42.616	0.090
24	124	RODINK	32.793	4	VALLELEY	46.514	44	BAYFORD	24.401	23	124	RODINK	1:43.662	1:44.064	0.402
25	4	VALLELEY	33.107	19	JOHNSON	46.664	19	JOHNSON	24.789	24	19	JOHNSON	1:43.720	1:44.116	0.396
26	39	WYATT	33.330	39	WYATT	46.665	4	VALLELEY	25.019	25	39	WYATT	1:44.308	1:46.413	2.105
27	7	ASHBY	33.703	7	ASHBY	47.301	7	ASHBY	25.122	26	4	VALLELEY	1:44.640	1:44.954	0.314
28	47	ARCHER	33.808	47	ARCHER	48.066	47	ARCHER	25.314	27	7	ASHBY	1:46.126	1:46.343	0.217
29	88	JONKER	34.562	88	JONKER	48.277	88	JONKER	25.615	28	47	ARCHER	1:47.188	1:48.402	1.214
30	100	CAMPBELL	35.222	100	CAMPBELL	49.137	100	CAMPBELL	25.668	29	88	JONKER	1:48.454		
										30	100	CAMPBELL	1:50.027	1:50.535	0.508

Weather / Track : Cloudy / Dry

Results can be found at www.tsl-timing.com

Brands Hatch GP

Circuit Length = 2.4332 miles

Start: 14:20 Flag 14:45 End: 14:47

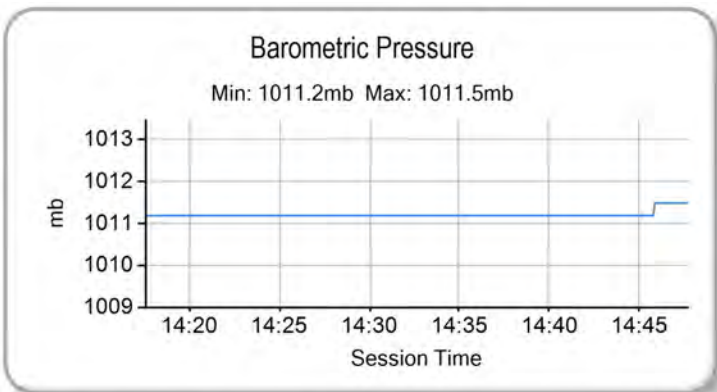
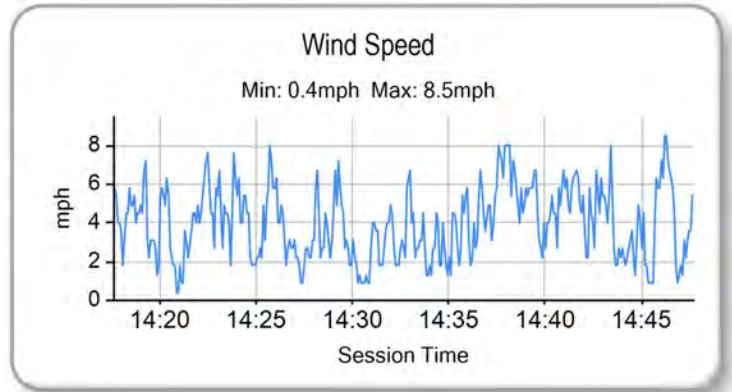
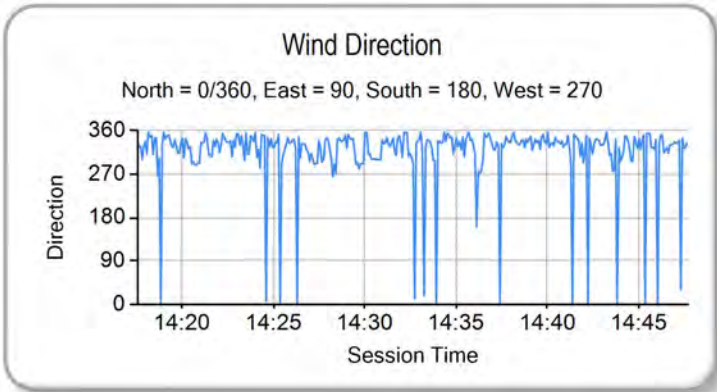
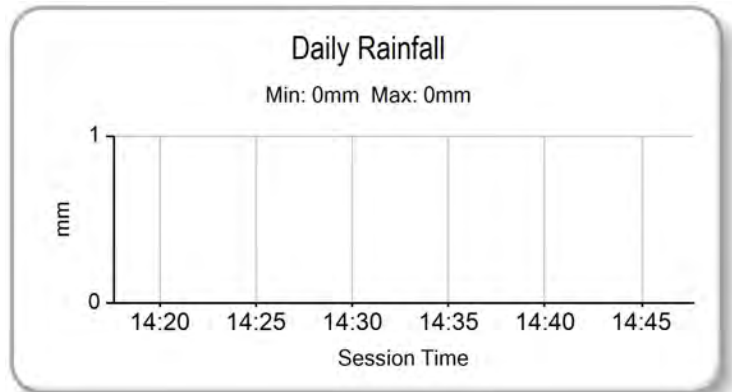
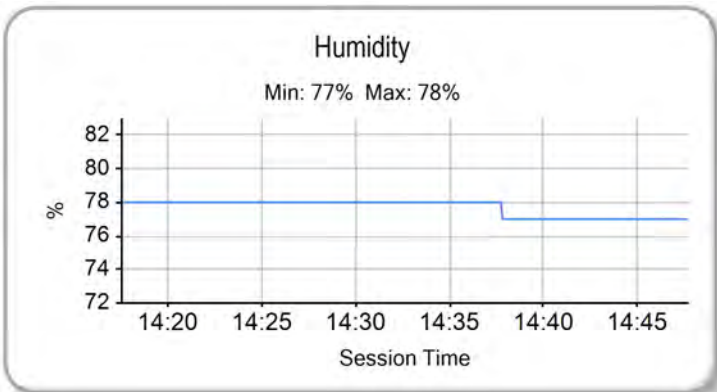
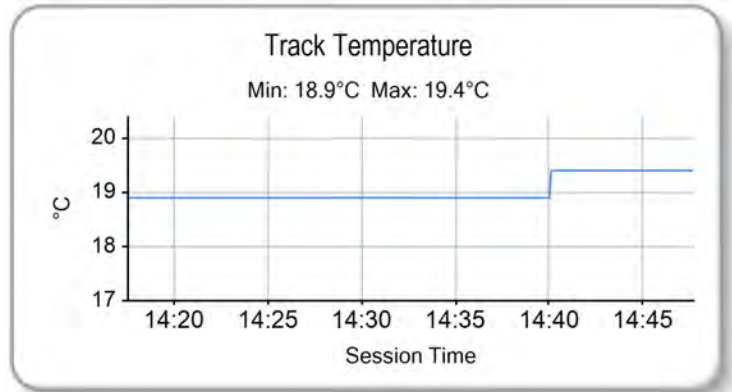
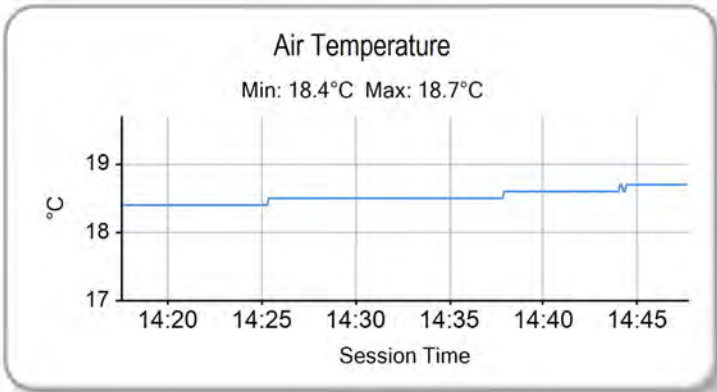
Printed - 14:52 Saturday, 18 October 2014

MCRCB BULLETIN TK135

2014 MCE British Superbike Championship - Round 12

2014 Motul British Motostar Championship

QUALIFYING 2 - WEATHER CONDITIONS



Weather / Track : Cloudy / Dry

Results can be found at www.tsl-timing.com

Brands Hatch GP
Circuit Length = 2.4332 miles
Start: 14:20 Flag 14:45 End: 14:47

Printed - 14:52 Saturday, 18 October 2014



ROW 11	33	99 Miguel CORREIA-LOURENCO	1:55.301	32	65 Josh OWENS	1:53.095	31	88 Wesley JONKER
ROW 10	30	100 Stephen CAMPBELL	1:50.535	29	47 Jake ARCHER	1:48.402	28	34 Jordan WEAVING
ROW 9	27	39 Kasey WYATT	1:46.413	26	7 Jamie ASHBY	1:46.343	25	4 Louis VALLELEY
ROW 8	24	19 Kai JOHNSON	1:44.116	23	124 Tasia RODINK	1:44.064	22	66 Joe IRVING
ROW 7	21	57 Simon LOW	1:42.616	20	44 Jake BAYFORD	1:42.589	19	13 Sam BURMAN
ROW 6	18	10 Peter SUTHERLAND	1:41.674	17	84 Daniel HERMANSSON	1:41.649	16	74 Joe THOMPSON
ROW 5	15	90 Greg GREENWOOD	1:40.512	14	27 Cat GREEN	1:40.330	13	127 Georgina POLDEN
ROW 4	12	42 James HOBSON	1:39.297	11	79 Chris TAYLOR	1:39.177	10	25 Mike BROUWERS
ROW 3	9	36 Jayson URIBE	1:39.044	8	35 Elliot LODGE	1:38.860	7	26 Jorel BOERBOOM
ROW 2	6	86 Charlie NESBITT	1:37.834	5	64 Asher DURHAM	1:37.745	4	43 Arnie SHELTON
ROW 1	3	12 Edward RENDELL	1:36.450	2	6 Taz TAYLOR	1:35.562	1	28 Bradley RAY
Pole								

Brands Hatch GP
Circuit Length = 2.4332 miles

These results are provisional until the conclusion of any judicial and technical matters.

Race Director :	Stewards :	Timekeeper :
-----------------	------------	--------------

Results can be found at www.britishsuperbike.com

Printed - 14:51 Saturday, 18 October 2014





POS	NO	CL	PIC NAME	ENTRY	TIME	ON	LAPS	GAP	DIFF	MPH
1	66	M3	1 Joe IRVING	KTM - Redline KTM	1:42.526	4	5			85.44
2	36	M3	2 Jayson URIBE	Honda - FPW Racing / RSR	1:45.070	4	5	2.544	2.544	83.37
3	127		1 Georgina POLDEN	Honda - RS Racing	1:45.213	5	5	2.687	0.143	83.25
4	6		2 Taz TAYLOR	Luyten Honda - FPW Racing / Hookless Holidays	1:45.448	4	4	2.922	0.235	83.07
5	64	M3	3 Asher DURHAM	Honda - Century 21 / Cresswell Racing	1:45.536	3	5	3.010	0.088	83.00
6	12		3 Edward RENDELL	Honda - Banks Racing	1:45.681	4	4	3.155	0.145	82.88
7	26	M3	4 Jorel BOERBOOM	Suter Honda - RV Racing	1:45.756	5	5	3.230	0.075	82.83
8	86	M3	5 Charlie NESBITT	Repli-Cast - Repli-Cast UK	1:46.061	5	5	3.535	0.305	82.59
9	42	M3	6 James HOBSON	KTM - Two 4 Motorsport with RS Racing	1:46.488	4	5	3.962	0.427	82.26
10	79	M3	7 Chris TAYLOR	Honda - Elevator Saddles & Bridles	1:46.563	4	5	4.037	0.075	82.20
11	74	M3	8 Joe THOMPSON	Repli-Cast - Repli-Cast UK	1:47.914	5	5	5.388	1.351	81.17
12	90		4 Greg GREENWOOD	Luyten Honda - FPW Racing	1:47.915	4	5	5.389	0.001	81.17
13	25	M3	9 Mike BROUWERS	Honda - Joma / Brouwers Racing Team	1:48.892	5	5	6.366	0.977	80.44
14	35		5 Elliot LODGE	Honda - SP125 / Spike Racing	1:49.329	4	5	6.803	0.437	80.12
15	43		6 Arnie SHELTON	Honda - e3 Motorsport with Shelton Racing	1:49.900	4	4	7.374	0.571	79.70
16	19		7 Kai JOHNSON	Aprilia - Kinpac Racing	1:51.092	3	5	8.566	1.192	78.85
17	84		8 Daniel HERMANSSON	TSR Luyten - FPW Racing	1:52.007	4	4	9.481	0.915	78.20
18	47		9 Jake ARCHER	Honda - Jake Archer Racing	1:52.137	4	5	9.611	0.130	78.11
19	124		10 Tasia RODINK	Honda - Promemo Racing	1:52.901	4	5	10.375	0.764	77.58
20	4		11 Louis VALLELEY	KTM - Century 21 / Cresswell Racing	1:53.232	3	5	10.706	0.331	77.36
21	13	M3	10 Sam BURMAN	Honda - WNT / Burman Racing	1:53.341	4	5	10.815	0.109	77.28
22	57		12 Simon LOW	KTM - Century 21 / Cresswell Racing	1:55.001	4	4	12.475	1.660	76.17
23	88		13 Wesley JONKER	Honda - Racing Family	1:55.479	4	4	12.953	0.478	75.85
24	7		14 Jamie ASHBY	Honda - JPA Racing / SP125	1:55.994	4	4	13.468	0.515	75.51
25	100		15 Stephen CAMPBELL	Honda - Campbell Racing	1:56.508	4	4	13.982	0.514	75.18
26	39		16 Kasey WYATT	Honda - Team BSP Honda	1:56.582	2	2	14.056	0.074	75.13
27	44		17 Jake BAYFORD	Honda - SGR Racing	1:59.048	4	4	16.522	2.466	73.58
28	34	M3	11 Jordan WEAVING	KTM - Jordan Racing / Burkert			3			
29	28		18 Bradley RAY	EE125 - FAB-Racing			0			

Brands Hatch GP

Circuit Length = 2.4332 miles

Start: 10:42 Flag 10:50 End: 10:52

Weather / Track : Cloudy / Wet

These results are provisional until the conclusion of any judicial and technical matters.

Race Director :	Stewards :	Timekeeper :
-----------------	------------	--------------

Results can be found at www.britishsuperbike.com

Printed - 10:52 Sunday, 19 October 2014



MCRCB BULLETIN TK204

2014 MCE British Superbike Championship - Round 12

2014 Motul British Motostar Championship

WARM-UP - SECTOR ANALYSIS

SECTOR 1 = FL to I1, SECTOR 2 = I1 to I2, SECTOR 3 = I2 to FL, DIFF = Difference To Personal Best Lap

P1		66 M3		Joe IRVING			KTM - Redline KTM				
IDEAL LAP TIME : 1:42.235		BEST LAP TIME : 1:42.526			DIFFERENCE : 0.291						
LAP	SECTOR 1	SECTOR 2		SECTOR 3		LAP TIME	MPH	DIFF	TIME OF DAY		
1 -	OUTLAP	91.5	49.148	68.4	25.231	123.5	1:52.973	77.53	10.447	10:43:57.503	
2 -	33.943	98.8	47.506	76.6	24.442	124.7	1:45.891	82.72	3.365	10:45:43.394	
3 -	33.519	100.3	46.322	75.1	24.264	124.5	1:44.105 (3)	84.14	1.579	10:47:27.499	
4 -	32.802	101.8	45.703	76.8	24.021	125.2	1:42.526 (1)	85.44		10:49:10.025	
5 -	32.511	93.7	46.328	77.1	24.242	123.3	1:43.081 (2)	84.98	0.555	10:50:53.106	

P2		36 M3		Jayson URIBE			Honda - FPW Racing / RSR				
IDEAL LAP TIME : 1:44.988		BEST LAP TIME : 1:45.070			DIFFERENCE : 0.082						
LAP	SECTOR 1	SECTOR 2		SECTOR 3		LAP TIME	MPH	DIFF	TIME OF DAY		
1 -	OUTLAP	93.4	47.936	74.3	25.511	117.5	1:50.779	79.07	5.709	10:43:53.685	
2 -	33.594	96.1	47.340	77.9	25.169	117.9	1:46.103 (3)	82.55	1.033	10:45:39.788	
3 -	33.279	95.3	47.122	80.3	25.034	118.1	1:45.435 (2)	83.08	0.365	10:47:25.223	
4 -	33.361	94.7	46.748	81.5	24.961	118.5	1:45.070 (1)	83.37		10:49:10.293	
5 -	33.287	94.9	47.136	72.1	25.984	114.1	1:46.407	82.32	1.337	10:50:56.700	

P3		127		Georgina POLDEN			Honda - RS Racing				
IDEAL LAP TIME : 1:44.804		BEST LAP TIME : 1:45.213			DIFFERENCE : 0.409						
LAP	SECTOR 1	SECTOR 2		SECTOR 3		LAP TIME	MPH	DIFF	TIME OF DAY		
1 -	OUTLAP	86.2	49.756	68.6	26.068	124.0	1:55.904	75.57	10.691	10:44:01.485	
2 -	35.894	92.8	50.291	71.8	25.772	124.7	1:51.957	78.24	6.744	10:45:53.442	
3 -	35.140	96.0	47.016	79.8	24.705	124.0	1:46.861 (3)	81.97	1.648	10:47:40.303	
4 -	33.783	89.3	48.348	78.3	24.421	123.3	1:46.552 (2)	82.21	1.339	10:49:26.855	
5 -	33.367	96.0	47.134	74.0	24.712	124.0	1:45.213 (1)	83.25		10:51:12.068	

P4		6		Taz TAYLOR			Luyten Honda - FPW Racing / Hookless Holidays				
IDEAL LAP TIME : 1:44.955		BEST LAP TIME : 1:45.448			DIFFERENCE : 0.493						
LAP	SECTOR 1	SECTOR 2		SECTOR 3		LAP TIME	MPH	DIFF	TIME OF DAY		
1 -	OUTLAP	82.0	47.862	73.3	25.195	123.3	1:56.633	75.10	11.185	10:44:01.583	
2 -	36.625	88.1	49.678	70.9	25.307	120.9	1:51.610 (3)	78.48	6.162	10:45:53.193	
3 -	34.752	97.1	47.088	79.9	24.839	123.1	1:46.679 (2)	82.11	1.231	10:47:39.872	
4 -	33.479	98.3	47.176	76.8	24.793	121.7	1:45.448 (1)	83.07		10:49:25.320	

P5		64 M3		Asher DURHAM			Honda - Century 21 / Cresswell Racing				
IDEAL LAP TIME : 1:45.445		BEST LAP TIME : 1:45.536			DIFFERENCE : 0.091						
LAP	SECTOR 1	SECTOR 2		SECTOR 3		LAP TIME	MPH	DIFF	TIME OF DAY		
1 -	OUTLAP	84.6	48.076	69.8	25.247	119.8	1:52.003	78.21	6.467	10:43:55.660	
2 -	33.841	93.3	47.369	70.7	25.136	121.7	1:46.346 (2)	82.37	0.810	10:45:42.006	
3 -	33.932	92.4	46.820	74.3	24.784	121.5	1:45.536 (1)	83.00		10:47:27.542	
4 -	37.140	83.3	48.848	73.1	25.614	120.0	1:51.602	78.49	6.066	10:49:19.144	
5 -	34.977	91.9	47.996	69.6	26.731	113.7	1:49.704 (3)	79.84	4.168	10:51:08.848	

P6		12		Edward RENDELL			Honda - Banks Racing				
IDEAL LAP TIME : 1:45.681		BEST LAP TIME : 1:45.681			DIFFERENCE : 0.000						
LAP	SECTOR 1	SECTOR 2		SECTOR 3		LAP TIME	MPH	DIFF	TIME OF DAY		
1 -	OUTLAP	93.0	48.786	72.2	26.185	117.1	1:50.409	79.33	4.728	10:44:50.436	
2 -	34.311	93.9	47.657	74.4	IN PIT		2:37.009 P	55.79	51.328	10:47:27.445	
3 -	OUTLAP	91.8	48.236	76.4	24.947	119.1	1:49.529	79.97	3.848	10:49:16.974	
4 -	33.466	96.5	47.352	78.3	24.863	118.3	1:45.681 (1)	82.88		10:51:02.655	

P7		26 M3		Jorel BOERBOOM			Suter Honda - RV Racing				
IDEAL LAP TIME : 1:45.756		BEST LAP TIME : 1:45.756			DIFFERENCE : 0.000						
LAP	SECTOR 1	SECTOR 2		SECTOR 3		LAP TIME	MPH	DIFF	TIME OF DAY		
1 -	OUTLAP	79.6	50.536	68.3	25.588	123.3	1:54.991	76.17	9.235	10:44:18.523	
2 -	35.027	88.1	49.034	69.0	25.426	122.2	1:49.487	80.00	3.731	10:46:08.010	

Weather / Track : Cloudy / Wet

Brands Hatch GP

Circuit Length = 2.4332 miles

Start: 10:42 Flag 10:50 End: 10:52

MCRCB BULLETIN TK204

2014 MCE British Superbike Championship - Round 12

2014 Motul British Motostar Championship

WARM-UP - SECTOR ANALYSIS

SECTOR 1 = FL to I1, SECTOR 2 = I1 to I2, SECTOR 3 = I2 to FL, DIFF = Difference To Personal Best Lap

3 -	34.738	92.5	48.207	71.6	25.274	123.1	1:48.219 (3)	80.94	2.463	10:47:56.229
4 -	34.294	90.0	47.604	72.8	25.032	123.1	1:46.930 (2)	81.92	1.174	10:49:43.159
5 -	33.692	91.0	47.332	72.5	24.732	124.0	1:45.756 (1)	82.83		10:51:28.915

P8	86 M3	Charlie NESBITT	Repli-Cast - Repli-Cast UK							
IDEAL LAP TIME : 1:46.034		BEST LAP TIME : 1:46.061			DIFFERENCE : 0.027					
LAP	SECTOR 1	SECTOR 2	SECTOR 3	LAP TIME	MPH	DIFF	TIME OF DAY			
1 -	OUTLAP	80.7	51.329	68.6	25.982	120.0	1:57.335	74.65	11.274	10:44:09.154
2 -	35.372	86.0	49.068	72.9	25.173	120.9	1:49.613	79.91	3.552	10:45:58.767
3 -	34.756	94.9	48.205	77.1	25.075	119.6	1:48.036 (3)	81.08	1.975	10:47:46.803
4 -	33.919	96.9	47.421	75.0	24.895	120.6	1:46.235 (2)	82.45	0.174	10:49:33.038
5 -	33.724	96.6	47.448	74.7	24.889	119.1	1:46.061 (1)	82.59		10:51:19.099

P9	42 M3	James HOBSON	KTM - Two 4 Motorsport with RS Racing							
IDEAL LAP TIME : 1:46.488		BEST LAP TIME : 1:46.488			DIFFERENCE : 0.000					
LAP	SECTOR 1	SECTOR 2	SECTOR 3	LAP TIME	MPH	DIFF	TIME OF DAY			
1 -	OUTLAP	95.7	49.602	69.3	26.392	120.9	1:57.367	74.63	10.879	10:44:13.407
2 -	34.551	89.9	49.137	70.4	25.693	122.6	1:49.381	80.08	2.893	10:46:02.788
3 -	34.205	98.3	48.375	76.1	25.343	122.4	1:47.923 (3)	81.16	1.435	10:47:50.711
4 -	33.625	98.6	47.701	76.0	25.162	122.2	1:46.488 (1)	82.26		10:49:37.199
5 -	34.065	97.2	48.413	73.5	25.280	123.8	1:47.758 (2)	81.29	1.270	10:51:24.957

P10	79 M3	Chris TAYLOR	Honda - Elevator Saddles & Bridles							
IDEAL LAP TIME : 1:46.355		BEST LAP TIME : 1:46.563			DIFFERENCE : 0.208					
LAP	SECTOR 1	SECTOR 2	SECTOR 3	LAP TIME	MPH	DIFF	TIME OF DAY			
1 -	OUTLAP	77.5	51.872	66.8	26.445	118.9	1:59.420	73.35	12.857	10:44:08.454
2 -	35.957	88.8	49.597	70.3	25.249	121.3	1:50.803	79.05	4.240	10:45:59.257
3 -	34.500	95.0	48.460	72.6	24.781	121.7	1:47.741 (3)	81.30	1.178	10:47:46.998
4 -	34.031	96.1	47.543	74.2	24.989	121.7	1:46.563 (1)	82.20		10:49:33.561
5 -	34.134	94.9	47.981	75.4	24.949	121.7	1:47.064 (2)	81.81	0.501	10:51:20.625

P11	74 M3	Joe THOMPSON	Repli-Cast - Repli-Cast UK							
IDEAL LAP TIME : 1:47.914		BEST LAP TIME : 1:47.914			DIFFERENCE : 0.000					
LAP	SECTOR 1	SECTOR 2	SECTOR 3	LAP TIME	MPH	DIFF	TIME OF DAY			
1 -	OUTLAP	79.8	50.275	69.6	26.354	118.5	1:57.583	74.49	9.669	10:44:00.999
2 -	36.737	84.9	49.693	70.3	26.074	120.0	1:52.504	77.86	4.590	10:45:53.503
3 -	35.621	86.5	48.944	70.9	25.594	119.1	1:50.159 (3)	79.51	2.245	10:47:43.662
4 -	35.216	87.8	48.776	70.8	25.462	119.6	1:49.454 (2)	80.03	1.540	10:49:33.116
5 -	34.528	90.1	48.226	73.1	25.160	120.6	1:47.914 (1)	81.17		10:51:21.030

P12	90	Greg GREENWOOD	Luyten Honda - FPW Racing							
IDEAL LAP TIME : 1:46.287		BEST LAP TIME : 1:47.915			DIFFERENCE : 1.628					
LAP	SECTOR 1	SECTOR 2	SECTOR 3	LAP TIME	MPH	DIFF	TIME OF DAY			
1 -	OUTLAP	88.8	49.971	71.3	26.181	117.9	1:54.719	76.35	6.804	10:43:58.214
2 -	35.178	93.0	48.998	76.5	25.648	118.1	1:49.824	79.76	1.909	10:45:48.038
3 -	34.523	92.5	48.839	78.3	25.069	120.4	1:48.431 (2)	80.78	0.516	10:47:36.469
4 -	35.361	91.8	47.581	77.3	24.973	118.3	1:47.915 (1)	81.17		10:49:24.384
5 -	33.733	94.6	49.069	78.2	25.723	117.9	1:48.525 (3)	80.71	0.610	10:51:12.909

P13	25 M3	Mike BROUWERS	Honda - Joma / Brouwers Racing Team							
IDEAL LAP TIME : 1:48.702		BEST LAP TIME : 1:48.892			DIFFERENCE : 0.190					
LAP	SECTOR 1	SECTOR 2	SECTOR 3	LAP TIME	MPH	DIFF	TIME OF DAY			
1 -	OUTLAP	83.9	51.127	72.0	26.216	118.7	1:54.917	76.22	6.025	10:44:20.368
2 -	36.002	92.9	49.456	76.1	25.607	118.9	1:51.065	78.87	2.173	10:46:11.433
3 -	35.637	91.3	49.213	70.8	25.819	118.7	1:50.669 (3)	79.15	1.777	10:48:02.102
4 -	35.399	92.0	48.545	76.9	25.464	118.7	1:49.408 (2)	80.06	0.516	10:49:51.510
5 -	34.693	93.9	48.727	73.1	25.472	118.9	1:48.892 (1)	80.44		10:51:40.402

MCRCB BULLETIN TK204

2014 MCE British Superbike Championship - Round 12

2014 Motul British Motostar Championship

WARM-UP - SECTOR ANALYSIS

SECTOR 1 = FL to I1, SECTOR 2 = I1 to I2, SECTOR 3 = I2 to FL, DIFF = Difference To Personal Best Lap

P14 35		Elliot LODGE					Honda - SP125 / Spike Racing			
IDEAL LAP TIME : 1:49.323		BEST LAP TIME : 1:49.329					DIFFERENCE : 0.006			
LAP	SECTOR 1	SECTOR 2		SECTOR 3		LAP TIME	MPH	DIFF	TIME OF DAY	
1 -	OUTLAP	83.7	50.255	70.9	26.107	117.1	1:56.592	75.13	7.263	10:44:01.128
2 -	35.452	85.7	50.648	71.1	26.059	115.3	1:52.159	78.10	2.830	10:45:53.287
3 -	35.594	87.4	49.607	69.6	25.675	116.3	1:50.876 (3)	79.00	1.547	10:47:44.163
4 -	34.920	86.5	48.859	73.8	25.550	117.1	1:49.329 (1)	80.12		10:49:33.492
5 -	35.229	87.1	49.178	73.2	25.544	115.9	1:49.951 (2)	79.67	0.622	10:51:23.443

P15 43		Arnie SHELTON					Honda - e3 Motorsport with Shelton Racing			
IDEAL LAP TIME : 1:49.779		BEST LAP TIME : 1:49.900					DIFFERENCE : 0.121			
LAP	SECTOR 1	SECTOR 2		SECTOR 3		LAP TIME	MPH	DIFF	TIME OF DAY	
1 -	OUTLAP	85.1	51.839	66.5	27.580	114.7	1:59.544	73.27	9.644	10:44:50.673
2 -	36.365	87.4	50.466	72.8	26.276	116.7	1:53.107 (3)	77.44	3.207	10:46:43.780
3 -	36.122	89.0	48.901	73.5	25.770	117.5	1:50.793 (2)	79.06	0.893	10:48:34.573
4 -	35.171	87.4	49.022	73.6	25.707	117.1	1:49.900 (1)	79.70		10:50:24.473

P16 19		Kai JOHNSON					Aprilia - Kinpac Racing			
IDEAL LAP TIME : 1:50.685		BEST LAP TIME : 1:51.092					DIFFERENCE : 0.407			
LAP	SECTOR 1	SECTOR 2		SECTOR 3		LAP TIME	MPH	DIFF	TIME OF DAY	
1 -	OUTLAP	77.3	53.224	67.2	26.594	113.9	2:00.507	72.69	9.415	10:44:10.283
2 -	36.012	82.7	50.661	68.8	26.272	114.1	1:52.945 (3)	77.55	1.853	10:46:03.228
3 -	35.104	85.0	49.932	71.3	26.056	113.3	1:51.092 (1)	78.85		10:47:54.320
4 -	35.494	85.2	49.525	70.4	26.285	112.5	1:51.304 (2)	78.70	0.212	10:49:45.624
5 -	35.438	81.6	52.166	68.2	26.176	114.9	1:53.780	76.98	2.688	10:51:39.404

P17 84		Daniel HERMANSSON					TSR Luyten - FPW Racing			
IDEAL LAP TIME : 1:51.334		BEST LAP TIME : 1:52.007					DIFFERENCE : 0.673			
LAP	SECTOR 1	SECTOR 2		SECTOR 3		LAP TIME	MPH	DIFF	TIME OF DAY	
1 -	OUTLAP	72.0	54.441	67.2	26.789	118.1	2:10.214	67.27	18.207	10:44:26.910
2 -	36.390	91.0	50.315	69.2	26.514	116.9	1:53.219 (3)	77.37	1.212	10:46:20.129
3 -	35.549	93.8	50.027	68.9	26.531	117.7	1:52.107 (2)	78.13	0.100	10:48:12.236
4 -	36.222	90.4	49.946	70.4	25.839	117.5	1:52.007 (1)	78.20		10:50:04.243

P18 47		Jake ARCHER					Honda - Jake Archer Racing			
IDEAL LAP TIME : 1:51.969		BEST LAP TIME : 1:52.137					DIFFERENCE : 0.168			
LAP	SECTOR 1	SECTOR 2		SECTOR 3		LAP TIME	MPH	DIFF	TIME OF DAY	
1 -	OUTLAP	77.6	52.811	63.7	26.801	117.5	1:58.345	74.01	6.208	10:44:15.372
2 -	36.354	82.3	51.236	66.1	26.286	116.5	1:53.876	76.92	1.739	10:46:09.248
3 -	36.422	83.0	50.482	68.4	26.231	117.7	1:53.135 (3)	77.42	0.998	10:48:02.383
4 -	36.001	87.3	50.060	66.8	26.076	117.1	1:52.137 (1)	78.11		10:49:54.520
5 -	35.833	85.3	50.137	68.8	26.198	117.9	1:52.168 (2)	78.09	0.031	10:51:46.688

P19 124		Tasia RODINK					Honda - Promemo Racing			
IDEAL LAP TIME : 1:52.519		BEST LAP TIME : 1:52.901					DIFFERENCE : 0.382			
LAP	SECTOR 1	SECTOR 2		SECTOR 3		LAP TIME	MPH	DIFF	TIME OF DAY	
1 -	OUTLAP	78.6	53.594	65.7	27.426	115.7	2:03.898	70.70	10.997	10:44:10.234
2 -	37.358	85.4	51.534	66.0	26.866	116.3	1:55.758	75.67	2.857	10:46:05.992
3 -	36.843	82.6	51.361	67.3	26.317	115.5	1:54.521 (3)	76.49	1.620	10:48:00.513
4 -	36.199	87.3	50.718	70.9	25.984	117.9	1:52.901 (1)	77.58		10:49:53.414
5 -	35.894	84.2	50.641	65.2	26.828	115.1	1:53.363 (2)	77.27	0.462	10:51:46.777

P20 4		Louis VALLELEY					KTM - Century 21 / Cresswell Racing			
IDEAL LAP TIME : 1:53.230		BEST LAP TIME : 1:53.232					DIFFERENCE : 0.002			
LAP	SECTOR 1	SECTOR 2		SECTOR 3		LAP TIME	MPH	DIFF	TIME OF DAY	
1 -	OUTLAP	82.6	52.621	69.6	28.547	109.4	2:01.511	72.09	8.279	10:44:08.642
2 -	37.374	86.7	51.846	72.0	26.542	112.9	1:55.762	75.67	2.530	10:46:04.404

Weather / Track : Cloudy / Wet

Brands Hatch GP

Circuit Length = 2.4332 miles

Start: 10:42 Flag 10:50 End: 10:52

MCRCB BULLETIN TK204

2014 MCE British Superbike Championship - Round 12

2014 Motul British Motostar Championship

WARM-UP - SECTOR ANALYSIS

SECTOR 1 = FL to I1, SECTOR 2 = I1 to I2, SECTOR 3 = I2 to FL, DIFF = Difference To Personal Best Lap

3 -	36.495	87.4	50.308	71.3	26.429	112.4	1:53.232 (1)	77.36		10:47:57.636
4 -	36.838	82.2	50.492	73.1	26.605	112.5	1:53.935 (2)	76.88	0.703	10:49:51.571
5 -	36.493	83.9	51.782	69.8	26.596	112.4	1:54.871 (3)	76.25	1.639	10:51:46.442

P21	13 M3	Sam BURMAN			Honda - WNT / Burman Racing					
IDEAL LAP TIME : 1:52.857		BEST LAP TIME : 1:53.341			DIFFERENCE : 0.484					
LAP	SECTOR 1	SECTOR 2	SECTOR 3	LAP TIME	MPH	DIFF	TIME OF DAY			
1 -	OUTLAP	84.8	50.715	73.1	26.126	117.9	1:56.840	74.97	3.499	10:43:59.755
2 -	38.051	82.3	52.937	68.8	27.127	117.9	1:58.115	74.16	4.774	10:45:57.870
3 -	36.921	91.4	50.991	71.8	26.211	118.3	1:54.123 (3)	76.75	0.782	10:47:51.993
4 -	36.016	91.0	50.992	71.6	26.333	118.5	1:53.341 (1)	77.28		10:49:45.334
5 -	36.079	84.6	51.474	75.1	26.215	117.9	1:53.768 (2)	76.99	0.427	10:51:39.102

P22	57	Simon LOW			KTM - Century 21 / Cresswell Racing					
IDEAL LAP TIME : 1:54.622		BEST LAP TIME : 1:55.001			DIFFERENCE : 0.379					
LAP	SECTOR 1	SECTOR 2	SECTOR 3	LAP TIME	MPH	DIFF	TIME OF DAY			
1 -	OUTLAP	87.3	54.229	66.0	27.366	116.7	1:59.906	73.05	4.905	10:45:40.693
2 -	36.463	89.5	52.111	66.6	27.077	116.3	1:55.651 (3)	75.74	0.650	10:47:36.344
3 -	36.572	90.4	51.628	68.8	27.169	115.7	1:55.369 (2)	75.92	0.368	10:49:31.713
4 -	36.842	89.2	51.156	69.1	27.003	116.3	1:55.001 (1)	76.17		10:51:26.714

P23	88	Wesley JONKER			Honda - Racing Family					
IDEAL LAP TIME : 1:54.626		BEST LAP TIME : 1:55.479			DIFFERENCE : 0.853					
LAP	SECTOR 1	SECTOR 2	SECTOR 3	LAP TIME	MPH	DIFF	TIME OF DAY			
1 -	OUTLAP	71.0	56.837	66.6	27.457	113.7	2:08.443	68.20	12.964	10:44:19.715
2 -	36.855	83.7	51.669	70.7	27.468	110.3	1:55.992 (3)	75.52	0.513	10:46:15.707
3 -	36.695	84.2	51.317	69.6	27.806	113.1	1:55.818 (2)	75.63	0.339	10:48:11.525
4 -	37.548	86.4	51.039	70.7	26.892	113.5	1:55.479 (1)	75.85		10:50:07.004

P24	7	Jamie ASHBY			Honda - JPA Racing / SP125					
IDEAL LAP TIME : 1:55.682		BEST LAP TIME : 1:55.994			DIFFERENCE : 0.312					
LAP	SECTOR 1	SECTOR 2	SECTOR 3	LAP TIME	MPH	DIFF	TIME OF DAY			
1 -	OUTLAP	79.5	53.598	62.2	27.963	114.3	2:02.075	71.75	6.081	10:44:23.217
2 -	37.793	82.3	52.045	65.2	27.300	114.9	1:57.138 (3)	74.78	1.144	10:46:20.355
3 -	36.888	88.3	51.769	65.5	27.346	114.7	1:56.003 (2)	75.51	0.009	10:48:16.358
4 -	37.140	85.7	51.829	66.9	27.025	115.3	1:55.994 (1)	75.51		10:50:12.352

P25	100	Stephen CAMPBELL			Honda - Campbell Racing					
IDEAL LAP TIME : 1:56.508		BEST LAP TIME : 1:56.508			DIFFERENCE : 0.000					
LAP	SECTOR 1	SECTOR 2	SECTOR 3	LAP TIME	MPH	DIFF	TIME OF DAY			
1 -	OUTLAP	75.0	55.335	59.2	29.553	113.1	2:08.194	68.33	11.686	10:44:26.757
2 -	39.986	77.7	54.818	64.2	27.149	114.3	2:01.953 (3)	71.82	5.445	10:46:28.710
3 -	37.219	87.2	53.807	66.2	26.926	113.1	1:57.952 (2)	74.26	1.444	10:48:26.662
4 -	37.047	87.0	52.808	67.5	26.653	113.9	1:56.508 (1)	75.18		10:50:23.170

P26	39	Kasey WYATT			Honda - Team BSP Honda					
IDEAL LAP TIME : 1:56.582		BEST LAP TIME : 1:56.582			DIFFERENCE : 0.000					
LAP	SECTOR 1	SECTOR 2	SECTOR 3	LAP TIME	MPH	DIFF	TIME OF DAY			
1 -	OUTLAP	79.3	55.347	62.1	27.511	113.1	2:06.027	69.50	9.445	10:44:14.485
2 -	37.098	84.6	52.537	60.5	26.947	113.3	1:56.582 (1)	75.13		10:46:11.067

P27	44	Jake BAYFORD			Honda - SGR Racing					
IDEAL LAP TIME : 1:59.048		BEST LAP TIME : 1:59.048			DIFFERENCE : 0.000					
LAP	SECTOR 1	SECTOR 2	SECTOR 3	LAP TIME	MPH	DIFF	TIME OF DAY			
1 -	OUTLAP	57.3	1:08.663	57.8	33.931	79.3	2:37.040	55.78	37.992	10:44:45.382
2 -	42.428	69.3	1:00.150	63.5	31.228	86.1	2:13.806 (3)	65.46	14.758	10:46:59.188
3 -	39.268	77.4	56.290	69.8	29.478	97.5	2:05.036 (2)	70.05	5.988	10:49:04.224

Brands Hatch GP

Circuit Length = 2.4332 miles

Start: 10:42 Flag 10:50 End: 10:52

Weather / Track : Cloudy / Wet

MCRCB BULLETIN TK204

2014 MCE British Superbike Championship - Round 12

2014 Motul British Motostar Championship

WARM-UP - SECTOR ANALYSIS

SECTOR 1 = FL to I1, SECTOR 2 = I1 to I2, SECTOR 3 = I2 to FL, DIFF = Difference To Personal Best Lap

4 - 37.682 79.2 53.553 66.9 27.813 103.5 1:59.048 (1) 73.58 10:51:03.272

P28 34 M3		Jordan WEAVING			KTM - Jordan Racing / Burkert				
IDEAL LAP TIME : 1:51.520		BEST LAP TIME :			DIFFERENCE :				
LAP	SECTOR 1	SECTOR 2		SECTOR 3	LAP TIME	MPH	DIFF	TIME OF DAY	
1 -	OUTLAP	86.1	50.631	73.5	26.601	110.1	1:54.793	76.30	10:44:18.742
2 -	35.422	90.4	49.655	74.2	IN PIT		2:31.269 P	57.90	10:46:50.011
3 -	OUTLAP	90.5	49.954	75.6	26.656	112.2	1:53.368	77.26	10:48:43.379

MCRCB BULLETIN TK205**2014 MCE British Superbike Championship - Round 12****2014 Motul British Motostar Championship****WARM-UP - BEST SPEEDS**

POS	SECTOR 1			SECTOR 2			FINISH LINE		
	NO	NAME	MPH	NO	NAME	MPH	NO	NAME	MPH
1	66	Joe IRVING	101.8	36	Jayson URIBE	81.5	66	Joe IRVING	125.2
2	42	James HOBSON	98.6	6	Taz TAYLOR	79.9	127	Georgina POLDEN	124.7
3	6	Taz TAYLOR	98.3	127	Georgina POLDEN	79.8	26	Jorel BOERBOOM	124.0
4	86	Charlie NESBITT	96.9	28	Bradley RAY	78.6	42	James HOBSON	123.8
5	12	Edward RENDELL	96.5	12	Edward RENDELL	78.3	6	Taz TAYLOR	123.3
6	36	Jayson URIBE	96.1	90	Greg GREENWOOD	78.3	64	Asher DURHAM	121.7
7	79	Chris TAYLOR	96.1	66	Joe IRVING	77.1	79	Chris TAYLOR	121.7
8	127	Georgina POLDEN	96.0	86	Charlie NESBITT	77.1	86	Charlie NESBITT	120.9
9	90	Greg GREENWOOD	94.6	25	Mike BROUWERS	76.9	74	Joe THOMPSON	120.6
10	25	Mike BROUWERS	93.9	42	James HOBSON	76.1	90	Greg GREENWOOD	120.4
11	84	Daniel HERMANSSON	93.8	34	Jordan WEAVING	75.6	12	Edward RENDELL	119.1
12	64	Asher DURHAM	93.3	79	Chris TAYLOR	75.4	25	Mike BROUWERS	118.9
13	26	Jorel BOERBOOM	92.5	13	Sam BURMAN	75.1	13	Sam BURMAN	118.5
14	13	Sam BURMAN	91.4	64	Asher DURHAM	74.3	36	Jayson URIBE	118.5
15	34	Jordan WEAVING	90.5	35	Elliot LODGE	73.8	84	Daniel HERMANSSON	118.1
16	57	Simon LOW	90.4	43	Arnie SHELTON	73.6	47	Jake ARCHER	117.9
17	74	Joe THOMPSON	90.1	4	Louis VALLELEY	73.1	124	Tasia RODINK	117.9
18	28	Bradley RAY	89.8	74	Joe THOMPSON	73.1	43	Arnie SHELTON	117.5
19	43	Arnie SHELTON	89.0	26	Jorel BOERBOOM	72.8	35	Elliot LODGE	117.1
20	7	Jamie ASHBY	88.3	19	Kai JOHNSON	71.3	57	Simon LOW	116.7
21	4	Louis VALLELEY	87.4	124	Tasia RODINK	70.9	7	Jamie ASHBY	115.3
22	35	Elliot LODGE	87.4	88	Wesley JONKER	70.7	19	Kai JOHNSON	114.9
23	47	Jake ARCHER	87.3	84	Daniel HERMANSSON	70.4	100	Stephen CAMPBELL	114.3
24	124	Tasia RODINK	87.3	44	Jake BAYFORD	69.8	88	Wesley JONKER	113.7
25	100	Stephen CAMPBELL	87.2	57	Simon LOW	69.1	39	Kasey WYATT	113.3
26	88	Wesley JONKER	86.4	47	Jake ARCHER	68.8	4	Louis VALLELEY	112.9
27	19	Kai JOHNSON	85.2	100	Stephen CAMPBELL	67.5	34	Jordan WEAVING	112.2
28	39	Kasey WYATT	84.6	7	Jamie ASHBY	66.9	44	Jake BAYFORD	103.5
29	44	Jake BAYFORD	79.2	39	Kasey WYATT	62.1			

Weather / Track : Cloudy / Wet

Results can be found at www.tsl-timing.com

Brands Hatch GP

Circuit Length = 2.4332 miles

Start: 10:42 Flag 10:50 End: 10:52

Printed - 10:54 Sunday, 19 October 2014

MCRCB BULLETIN TK206

2014 MCE British Superbike Championship - Round 12

2014 Motul British Motostar Championship

WARM-UP - BEST SECTORS

SECTOR 1			SECTOR 2			SECTOR 3			IDEAL / BEST COMPARISON						
POS	NO	NAME	TIME	NO	NAME	TIME	NO	NAME	TIME	POS	NO	NAME	IDEAL	BEST	DIFF
1	66	IRVING	32.511	66	IRVING	45.703	66	IRVING	24.021				PERFECT LAP	1:42.235	
2	6	TAYLOR	33.074	36	URIBE	46.748	127	POLDEN	24.421	1	66	IRVING	1:42.235	1:42.526	0.291
3	36	URIBE	33.279	64	DURHAM	46.820	26	BOERBOOM	24.732	2	127	POLDEN	1:44.804	1:45.213	0.409
4	127	POLDEN	33.367	127	POLDEN	47.016	79	TAYLOR	24.781	3	6	TAYLOR	1:44.955	1:45.448	0.493
5	12	RENDELL	33.466	6	TAYLOR	47.088	64	DURHAM	24.784	4	36	URIBE	1:44.988	1:45.070	0.082
6	42	HOBSON	33.625	26	BOERBOOM	47.332	6	TAYLOR	24.793	5	64	DURHAM	1:45.445	1:45.536	0.091
7	26	BOERBOOM	33.692	12	RENDELL	47.352	12	RENDELL	24.863	6	12	RENDELL	1:45.681	1:45.681	0.000
8	86	NESBITT	33.724	86	NESBITT	47.421	86	NESBITT	24.889	7	26	BOERBOOM	1:45.756	1:45.756	0.000
9	90	GREENWOOD	33.733	79	TAYLOR	47.543	36	URIBE	24.961	8	86	NESBITT	1:46.034	1:46.061	0.027
10	64	DURHAM	33.841	90	GREENWOOD	47.581	90	GREENWOOD	24.973	9	90	GREENWOOD	1:46.287	1:47.915	1.628
11	79	TAYLOR	34.031	42	HOBSON	47.701	74	THOMPSON	25.160	10	79	TAYLOR	1:46.355	1:46.563	0.208
12	74	THOMPSON	34.528	74	THOMPSON	48.226	42	HOBSON	25.162	11	42	HOBSON	1:46.488	1:46.488	0.000
13	25	BROUWERS	34.693	28	RAY	48.300	25	BROUWERS	25.464	12	74	THOMPSON	1:47.914	1:47.914	0.000
14	35	LODGE	34.920	25	BROUWERS	48.545	35	LODGE	25.544	13	25	BROUWERS	1:48.702	1:48.892	0.190
15	19	JOHNSON	35.104	35	LODGE	48.859	43	SHELTON	25.707	14	35	LODGE	1:49.323	1:49.329	0.006
16	43	SHELTON	35.171	43	SHELTON	48.901	84	HERMANSSON	25.839	15	43	SHELTON	1:49.779	1:49.900	0.121
17	34	WEAVING	35.422	34	WEAVING	49.497	124	RODINK	25.984	16	19	JOHNSON	1:50.685	1:51.092	0.407
18	84	HERMANSSON	35.549	19	JOHNSON	49.525	19	JOHNSON	26.056	17	84	HERMANSSON	1:51.334	1:52.007	0.673
19	47	ARCHER	35.833	84	HERMANSSON	49.946	47	ARCHER	26.076	18	34	WEAVING	1:51.520		
20	124	RODINK	35.894	47	ARCHER	50.060	13	BURMAN	26.126	19	47	ARCHER	1:51.969	1:52.137	0.168
21	13	BURMAN	36.016	4	VALLELEY	50.308	4	VALLELEY	26.429	20	124	RODINK	1:52.519	1:52.901	0.382
22	57	LOW	36.463	124	RODINK	50.641	34	WEAVING	26.601	21	13	BURMAN	1:52.857	1:53.341	0.484
23	4	VALLELEY	36.493	13	BURMAN	50.715	100	CAMPBELL	26.653	22	4	VALLELEY	1:53.230	1:53.232	0.002
24	88	JONKER	36.695	88	JONKER	51.039	88	JONKER	26.892	23	57	LOW	1:54.622	1:55.001	0.379
25	7	ASHBY	36.888	57	LOW	51.156	39	WYATT	26.947	24	88	JONKER	1:54.626	1:55.479	0.853
26	100	CAMPBELL	37.047	7	ASHBY	51.769	57	LOW	27.003	25	7	ASHBY	1:55.682	1:55.994	0.312
27	39	WYATT	37.098	39	WYATT	52.537	7	ASHBY	27.025	26	100	CAMPBELL	1:56.508	1:56.508	0.000
28	44	BAYFORD	37.682	100	CAMPBELL	52.808	44	BAYFORD	27.813	27	39	WYATT	1:56.582	1:56.582	0.000
29				44	BAYFORD	53.553				28	44	BAYFORD	1:59.048	1:59.048	0.000

Weather / Track : Cloudy / Wet

Results can be found at www.tsl-timing.com

Brands Hatch GP

Circuit Length = 2.4332 miles

Start: 10:42 Flag 10:50 End: 10:52

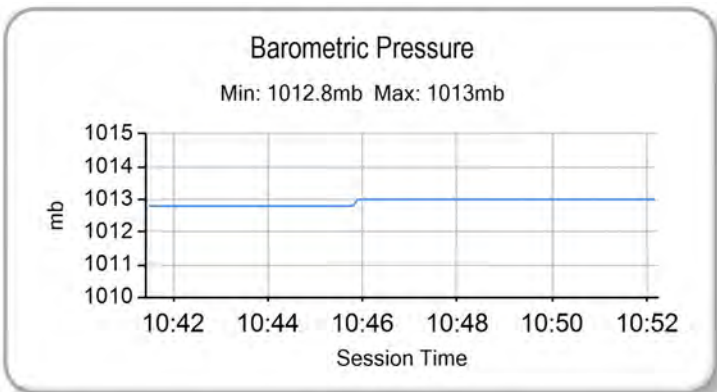
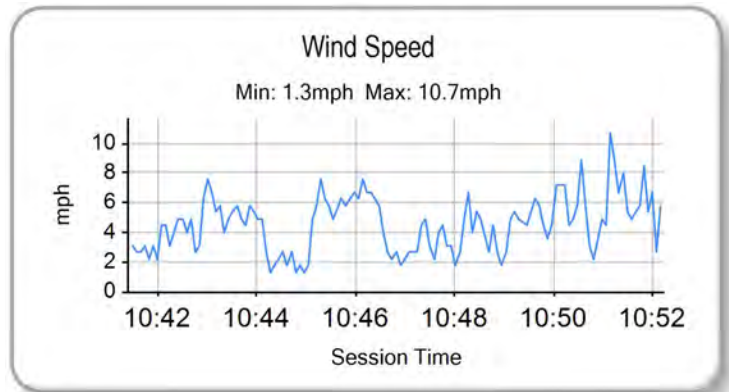
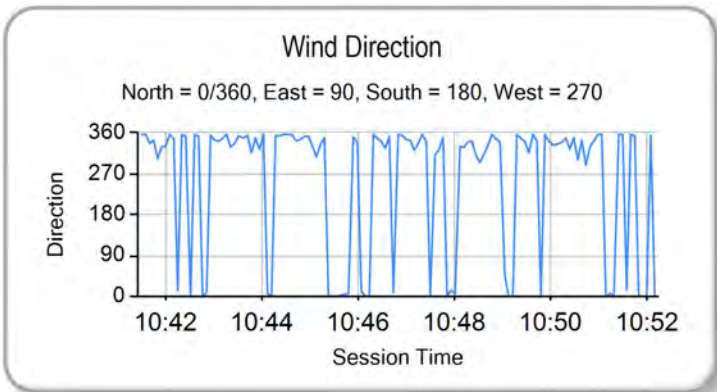
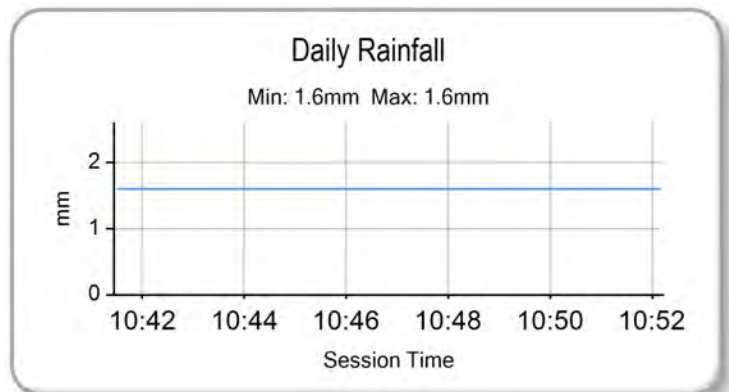
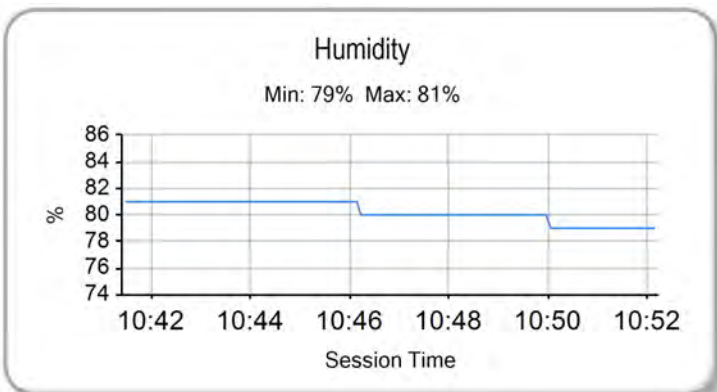
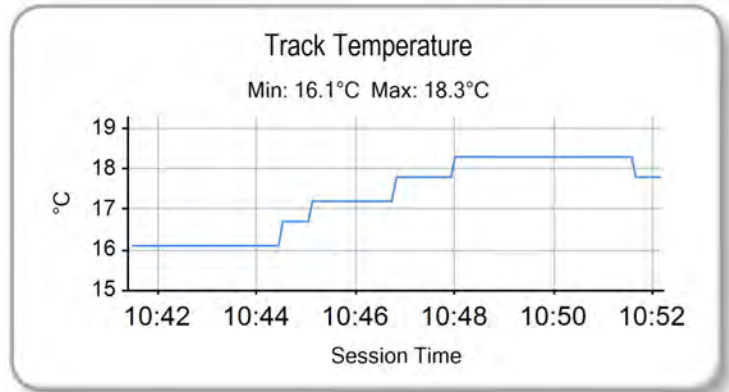
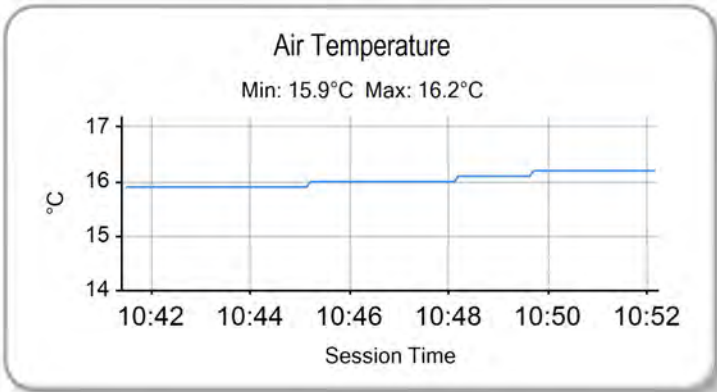
Printed - 10:54 Sunday, 19 October 2014

MCRCB BULLETIN TK207

2014 MCE British Superbike Championship - Round 12

2014 Motul British Motostar Championship

WARM-UP - WEATHER CONDITIONS



Weather / Track : Cloudy / Wet

Results can be found at www.tsl-timing.com

Brands Hatch GP
Circuit Length = 2.4332 miles
Start: 10:42 Flag 10:50 End: 10:52

Printed - 10:54 Sunday, 19 October 2014



ROW 11						31	88 Wesley JONKER	1:53.095	
ROW 10	30	100 Stephen CAMPBELL	1:50.535	29	47 Jake ARCHER	1:48.402	28	34 Jordan WEAVING	1:47.258
ROW 9				27	39 Kasey WYATT	1:46.413	26	7 Jamie ASHBY	1:46.343
							25	4 Louis VALLELEY	1:44.954
ROW 8	24	19 Kai JOHNSON	1:44.116	23	124 Tasia RODINK	1:44.064	22	66 Joe IRVING	1:43.699
ROW 7				21	57 Simon LOW	1:42.616	20	44 Jake BAYFORD	1:42.589
							19	13 Sam BURMAN	1:42.325
ROW 6	18	10 Peter SUTHERLAND	1:41.674	17	84 Daniel HERMANSSON	1:41.649	16	74 Joe THOMPSON	1:41.646
ROW 5				15	90 Greg GREENWOOD	1:40.512	14	27 Cat GREEN	1:40.330
							13	127 Georgina POLDEN	1:39.959
ROW 4	12	42 James HOBSON	1:39.297	11	79 Chris TAYLOR	1:39.177	10	25 Mike BROUWERS	1:39.073
ROW 3				9	36 Jayson URIBE	1:39.044	8	35 Elliot LODGE	1:38.860
							7	26 Jorel BOERBOOM	1:38.719
ROW 2	6	86 Charlie NESBITT	1:37.834	5	64 Asher DURHAM	1:37.745	4	43 Arnie SHELTON	1:36.976
ROW 1				3	12 Edward RENDELL	1:36.450	2	6 Taz TAYLOR	1:35.562
							1	28 Bradley RAY	1:34.990
									Pole

Brands Hatch GP
Circuit Length = 2.4332 miles

These results are provisional until the conclusion of any judicial and technical matters.

Race Director :	Stewards :	Timekeeper :
-----------------	------------	--------------

Results can be found at www.britishsuperbike.com

Printed - 10:53 Sunday, 19 October 2014





POS	NO	CL	PIC NAME	ENTRY	LAPS	TIME	GAP	DIFF	MPH	BEST	ON
1	66	M3	1 Joe IRVING	KTM - Redline KTM	12	19:16.471			90.89	1:34.851	6
2	12		1 Edward RENDELL	Honda - Banks Racing	12	19:22.680	6.209	6.209	90.41	1:35.959	6
3	36	M3	2 Jayson URIBE	Honda - FPW Racing / RSR	12	19:34.263	17.792	11.583	89.51	1:36.294	6
4	86	M3	3 Charlie NESBITT	Repli-Cast - Repli-Cast UK	12	19:34.280	17.809	0.017	89.51	1:36.471	6
5	43		2 Arnie SHELTON	Honda - e3 Motorsport with Shelton Racing	12	19:34.402	17.931	0.122	89.50	1:36.210	7
6	26	M3	4 Jorel BOERBOOM	Suter Honda - RV Racing	12	19:34.457	17.986	0.055	89.50	1:36.393	11
7	64	M3	5 Asher DURHAM	Honda - Century 21 / Cresswell Racing	12	19:34.931	18.460	0.474	89.46	1:36.761	5
8	127		3 Georgina POLDEN	Honda - RS Racing	12	19:52.795	36.324	17.864	88.12	1:37.867	11
9	35		4 Elliot LODGE	Honda - SP125 / Spike Racing	12	19:53.085	36.614	0.290	88.10	1:38.469	6
10	42	M3	6 James HOBSON	KTM - Two 4 Motorsport with RS Racing	12	19:53.314	36.843	0.229	88.08	1:37.980	10
11	90		5 Greg GREENWOOD	Luyten Honda - FPW Racing	12	20:20.721	1:04.250	27.407	86.11	1:40.128	5
12	10		6 Peter SUTHERLAND	Aprilia - Kinpac Racing	12	20:20.801	1:04.330	0.080	86.10	1:40.221	12
13	74	M3	7 Joe THOMPSON	Repli-Cast - Repli-Cast UK	12	20:28.330	1:11.859	7.529	85.57	1:41.004	10
14	84		7 Daniel HERMANSSON	TSR Luyten - FPW Racing	12	20:28.551	1:12.080	0.221	85.56	1:40.554	11
15	27	M3	8 Cat GREEN	Honda - Redline Racing	12	20:30.275	1:13.804	1.724	85.44	1:41.043	9
16	57		8 Simon LOW	KTM - Century 21 / Cresswell Racing	12	20:43.115	1:26.644	12.840	84.56	1:41.641	11
17	47		9 Jake ARCHER	Honda - Jake Archer Racing	12	20:43.166	1:26.695	0.051	84.55	1:42.065	11
18	124		10 Tasia RODINK	Honda - Promemo Racing	12	20:43.359	1:26.888	0.193	84.54	1:42.047	11
19	88		11 Wesley JONKER	Honda - Racing Family	12	20:53.820	1:37.349	10.461	83.83	1:42.573	11
20	7		12 Jamie ASHBY	Honda - JPA Racing / SP125	11	19:36.445	1 Lap	1 Lap	81.90	1:45.491	9
21	100		13 Stephen CAMPBELL	Honda - Campbell Racing	11	20:00.476	1 Lap	24.031	80.26	1:46.900	6

NOT CLASSIFIED

DNF	6		Taz TAYLOR	Luyten Honda - FPW Racing / Hookless Holidays	11	17:43.697	1 Lap		90.58	1:34.848	7
DNF	39		Kasey WYATT	Honda - Team BSP Honda	8	14:19.173	4 Laps	3 Laps	81.56	1:44.700	6
DNF	79	M3	Chris TAYLOR	Honda - Elevator Saddles & Bridles	6	10:01.421	6 Laps	2 Laps	87.39	1:38.294	6
DNF	4		Louis VALLELEY	KTM - Century 21 / Cresswell Racing	6	10:34.874	6 Laps	33.453	82.78	1:43.542	3
DNF	28		Bradley RAY	EE125 - FAB-Racing	3	4:51.679	9 Laps	3 Laps	90.09	1:34.948	3
DNF	44		Jake BAYFORD	Honda - SGR Racing	3	5:19.921	9 Laps	28.242	82.14	1:43.714	2
DNF	13	M3	Sam BURMAN	Honda - WNT / Burman Racing	2	3:34.406	10 Laps	1 Lap	81.71	1:42.802	2
DNF	19		Kai JOHNSON	Aprilia - Kinpac Racing	2	3:34.900	10 Laps	0.494	81.52	1:42.280	2
DNF	25	M3	Mike BROUWERS	Honda - Joma / Brouwers Racing Team	0						
DNF	34	M3	Jordan WEAVING	KTM - Jordan Racing / Burkert	0						

FASTEST LAP

6			Taz TAYLOR	Luyten Honda - FPW Racing / Hookless Holidays	7	1:34.848			92.35 mph	148.63 kph	
66	M3		Joe IRVING	KTM - Redline KTM	6	1:34.851			92.35 mph	148.62 kph	

Weather / Track : Bright / Dry

These results are provisional until the conclusion of any judicial and technical matters.

Brands Hatch GP

Circuit Length = 2.4332 miles

Start: 14:11 Flag 14:30 End: 14:32

Race Director :	Stewards :	Timekeeper :
-----------------	------------	--------------

Results can be found at www.britishsuperbike.com

Printed - 14:33 Sunday, 19 October 2014



MCRCB BULLETIN TK248

2014 MCE British Superbike Championship - Round 12

2014 Motul British Motostar Championship

RACE 10 - LAP CHART

90	1:04.250	1:40.635
10	1:04.330	1:40.221
74	1:11.859	1:41.112
84	1:12.080	1:40.997
27	1:13.804	1:41.911
57	1:26.644	1:43.110
47	1:26.695	1:42.575
124	1:26.888	1:42.880
88	1:37.349	1:43.026

MCRCB BULLETIN TK249

2014 MCE British Superbike Championship - Round 12

2014 Motul British Motostar Championship

RACE 10 - POSITION CHART

No	Name	Lap												
		Pos	1	2	3	4	5	6	7	8	9	10	11	12
28	RAY	1	28	28	28	66	66	66	66	66	66	66	66	66
6	TAYLOR	2	12	66	66	12	12	12	12	6	6	6	6	12
12	RENDELL	3	64	12	12	64	6	6	6	12	12	12	12	36
43	SHELTON	4	66	64	64	6	64	64	86	86	86	86	36	86
64	DURHAM	5	86	86	86	86	86	86	64	36	36	36	86	43
86	NESBITT	6	36	36	36	36	36	36	36	64	64	64	64	26
26	BOERBOOM	7	35	43	6	43	43	43	43	43	43	43	43	64
35	LODGE	8	43	6	43	26	26	26	26	26	26	26	26	127
36	URIBE	9	26	35	26	35	35	35	35	35	35	35	127	35
25	BROUWERS	10	6	26	35	79	79	79	42	127	127	127	35	42
79	TAYLOR	11	79	79	79	42	42	42	127	42	42	42	42	90
42	HOBSON	12	42	42	42	127	127	127	90	10	10	90	90	10
127	POLDEN	13	127	127	127	10	10	90	10	90	90	10	10	74
27	GREEN	14	10	10	10	90	90	10	74	74	74	74	74	84
90	GREENWOOD	15	27	27	90	74	74	74	27	27	27	27	84	27
74	THOMPSON	16	90	90	74	27	27	27	84	84	84	84	27	57
84	HERMANSSON	17	74	74	27	84	84	84	57	57	124	57	57	47
10	SUTHERLAND	18	84	84	84	57	57	124	124	124	57	124	124	124
13	BURMAN	19	13	13	57	124	124	57	47	47	47	47	47	88
44	BAYFORD	20	124	124	44	47	47	47	88	88	88	88	88	
57	LOW	21	57	19	124	4	4	88	7	7	7	7	7	
66	IRVING	22	44	44	47	88	88	4	39	39	100	100	100	
124	RODINK	23	19	57	4	7	7	7	100	100				
19	JOHNSON	24	4	47	88	39	39	39						
4	VALLELEY	25	47	4	7	100	100	100						
7	ASHBY	26	7	88	39									
39	WYATT	27	88	7	100									
34	WEAVING	28	100	39										
47	ARCHER	29	39	100										
100	CAMPBELL	30												
88	JONKER	31												

Weather / Track : Bright / Dry

Results can be found at www.tsl-timing.com

Brands Hatch GP
 Circuit Length = 2.4332 miles
 Start: 14:11 Flag 14:30 End: 14:32

Printed - 14:34 Sunday, 19 October 2014

MCRCB BULLETIN TK250

2014 MCE British Superbike Championship - Round 12

2014 Motul British Motostar Championship

RACE 10 - SECTOR ANALYSIS

SECTOR 1 = FL to I1, SECTOR 2 = I1 to I2, SECTOR 3 = I2 to FL, DIFF = Difference To Personal Best Lap

P1 66 M3 Joe IRVING		KTM - Redline KTM									
IDEAL LAP TIME : 1:34.806			BEST LAP TIME : 1:34.851			DIFFERENCE : 0.045					
LAP	SECTOR 1	SECTOR 2	SECTOR 3	LAP TIME	MPH	DIFF	TIME OF DAY				
1 -		102.1	43.527	81.0	23.025	126.3	1:44.537	83.79	9.686	14:13:01.357	
2 -	30.268	103.7	42.827	85.2	22.901	125.4	1:35.996	91.25	1.145	14:14:37.353	
3 -	30.181	103.7	42.546	84.8	22.890	126.1	1:35.617	91.61	0.766	14:16:12.970	
4 -	30.354	102.4	42.456	86.8	22.840	125.4	1:35.650	91.58	0.799	14:17:48.620	
5 -	29.927	105.0	42.354	85.8	22.768	127.0	1:35.049	(2)	92.16	0.198	14:19:23.669
6 -	29.972	103.5	42.251	87.4	22.628	126.3	1:34.851	(1)	92.35	14:20:58.520	
7 -	30.044	102.4	42.597	86.0	22.715	125.9	1:35.356	(3)	91.86	0.505	14:22:33.876
8 -	30.142	103.5	42.682	85.3	22.746	126.6	1:35.570	91.65	0.719	14:24:09.446	
9 -	30.204	102.4	42.542	86.8	22.945	125.9	1:35.691	91.54	0.840	14:25:45.137	
10 -	30.494	101.0	42.760	87.9	22.884	126.8	1:36.138	91.11	1.287	14:27:21.275	
11 -	30.120	103.2	43.056	87.4	22.914	125.4	1:36.090	91.16	1.239	14:28:57.365	
12 -	30.094	103.0	42.827	85.0	23.005	111.6	1:35.926	91.31	1.075	14:30:33.291	

P2 12 Edward RENDELL		Honda - Banks Racing									
IDEAL LAP TIME : 1:35.733			BEST LAP TIME : 1:35.959			DIFFERENCE : 0.226					
LAP	SECTOR 1	SECTOR 2	SECTOR 3	LAP TIME	MPH	DIFF	TIME OF DAY				
1 -		98.1	43.918	89.8	23.238	121.3	1:43.641	84.52	7.682	14:13:00.461	
2 -	30.606	98.3	43.181	91.9	23.273	120.4	1:37.060	90.25	1.101	14:14:37.521	
3 -	30.272	100.7	42.955	91.4	23.042	121.3	1:36.269	90.99	0.310	14:16:13.790	
4 -	30.636	98.9	42.762	90.9	23.139	121.7	1:36.537	90.74	0.578	14:17:50.327	
5 -	30.262	100.7	42.865	92.0	23.051	122.2	1:36.178	91.07	0.219	14:19:26.505	
6 -	30.317	99.8	42.716	93.3	22.926	122.9	1:35.959	(1)	91.28	14:21:02.464	
7 -	30.266	97.5	42.763	93.4	23.006	121.7	1:36.035	(3)	91.21	0.076	14:22:38.499
8 -	30.141	99.2	43.060	93.5	23.045	123.1	1:36.246	91.01	0.287	14:24:14.745	
9 -	30.091	98.5	42.752	92.1	23.125	122.0	1:35.968	(2)	91.27	0.009	14:25:50.713
10 -	30.416	98.3	42.783	92.8	23.036	121.3	1:36.235	91.02	0.276	14:27:26.948	
11 -	30.269	99.4	42.791	93.7	23.093	121.7	1:36.153	91.10	0.194	14:29:03.101	
12 -	30.396	98.6	42.964	91.6	23.039	119.6	1:36.399	90.87	0.440	14:30:39.500	

P3 36 M3 Jayson URIBE		Honda - FPW Racing / RSR									
IDEAL LAP TIME : 1:36.228			BEST LAP TIME : 1:36.294			DIFFERENCE : 0.066					
LAP	SECTOR 1	SECTOR 2	SECTOR 3	LAP TIME	MPH	DIFF	TIME OF DAY				
1 -		98.1	43.979	85.4	23.596	122.9	1:44.940	83.47	8.646	14:13:01.760	
2 -	30.727	98.9	43.446	87.3	23.220	122.2	1:37.393	89.94	1.099	14:14:39.153	
3 -	30.667	99.7	43.426	84.8	23.230	123.5	1:37.323	90.00	1.029	14:16:16.476	
4 -	30.560	98.8	43.117	89.3	23.057	124.0	1:36.734	(3)	90.55	0.440	14:17:53.210
5 -	30.699	100.3	42.923	87.9	23.103	123.3	1:36.725	(2)	90.56	0.431	14:19:29.935
6 -	30.306	100.4	42.865	86.3	23.123	124.5	1:36.294	(1)	90.96	14:21:06.229	
7 -	30.887	99.2	43.415	87.3	23.361	122.2	1:37.663	89.69	1.369	14:22:43.892	
8 -	30.621	100.3	43.802	82.1	23.315	123.3	1:37.738	89.62	1.444	14:24:21.630	
9 -	30.680	99.5	43.483	87.2	23.245	120.6	1:37.408	89.92	1.114	14:25:59.038	
10 -	30.428	99.7	43.539	83.1	23.069	123.5	1:37.036	90.27	0.742	14:27:36.074	
11 -	30.876	99.2	43.196	89.4	23.392	120.6	1:37.464	89.87	1.170	14:29:13.538	
12 -	30.651	97.9	43.524	89.1	23.370	121.7	1:37.545	89.80	1.251	14:30:51.083	

P4 86 M3 Charlie NESBITT		Repli-Cast - Repli-Cast UK									
IDEAL LAP TIME : 1:36.316			BEST LAP TIME : 1:36.471			DIFFERENCE : 0.155					
LAP	SECTOR 1	SECTOR 2	SECTOR 3	LAP TIME	MPH	DIFF	TIME OF DAY				
1 -		98.9	44.123	85.2	23.372	120.4	1:44.646	83.70	8.175	14:13:01.466	
2 -	30.725	99.7	43.505	87.1	23.142	122.2	1:37.372	89.96	0.901	14:14:38.838	
3 -	30.719	100.1	43.576	85.3	23.247	122.6	1:37.542	89.80	1.071	14:16:16.380	
4 -	30.395	98.6	43.062	87.1	23.122	125.2	1:36.579	(2)	90.70	0.108	14:17:52.959
5 -	30.632	101.2	42.995	87.7	23.082	124.5	1:36.709	(3)	90.57	0.238	14:19:29.668
6 -	30.239	101.0	43.109	86.1	23.123	122.9	1:36.471	(1)	90.80	14:21:06.139	
7 -	30.718	99.1	43.593	88.6	23.304	120.9	1:37.615	89.73	1.144	14:22:43.754	
8 -	30.563	99.1	43.848	88.6	23.324	122.4	1:37.735	89.62	1.264	14:24:21.489	
9 -	30.675	97.9	43.500	90.0	23.173	121.1	1:37.348	89.98	0.877	14:25:58.837	

Weather / Track : Bright / Dry

Brands Hatch GP

Circuit Length = 2.4332 miles

Start: 14:11 Flag 14:30 End: 14:32

MCRCB BULLETIN TK250**2014 MCE British Superbike Championship - Round 12****2014 Motul British Motostar Championship****RACE 10 - SECTOR ANALYSIS**

SECTOR 1 = FL to I1, SECTOR 2 = I1 to I2, SECTOR 3 = I2 to FL, DIFF = Difference To Personal Best Lap

10 -	30.473	98.2	43.530	90.3	23.167	120.4	1:37.170	90.14	0.699	14:27:36.007
11 -	30.702	99.2	43.622	91.0	23.288	119.6	1:37.612	89.74	1.141	14:29:13.619
12 -	30.654	97.3	43.572	86.1	23.255	122.4	1:37.481	89.86	1.010	14:30:51.100

P5 43		Arnie SHELTON				Honda - e3 Motorsport with Shelton Racing				
IDEAL LAP TIME : 1:36.172		BEST LAP TIME : 1:36.210				DIFFERENCE : 0.038				
LAP	SECTOR 1		SECTOR 2		SECTOR 3		LAP TIME	MPH	DIFF	TIME OF DAY
1 -		96.0	44.363	85.9	23.389	122.4	1:45.804	82.79	9.594	14:13:02.624
2 -	30.867	98.8	43.763	87.3	23.187	120.9	1:37.817	89.55	1.607	14:14:40.441
3 -	30.896	97.1	43.044	87.8	23.170	122.0	1:37.110	90.20	0.900	14:16:17.551
4 -	30.646	96.9	43.228	87.6	23.067	121.3	1:36.941	90.36	0.731	14:17:54.492
5 -	30.611	99.7	43.330	89.1	22.918	122.0	1:36.859	90.43	0.649	14:19:31.351
6 -	30.488	99.4	43.194	89.9	23.109	121.1	1:36.791 (3)	90.50	0.581	14:21:08.142
7 -	30.379	99.1	42.912	89.4	22.919	122.6	1:36.210 (1)	91.04		14:22:44.352
8 -	30.606	98.2	43.661	82.5	24.053	122.2	1:38.320	89.09	2.110	14:24:22.672
9 -	30.429	98.8	43.093	86.2	23.031	123.8	1:36.553 (2)	90.72	0.343	14:25:59.225
10 -	30.467	98.1	44.053	84.0	23.184	122.0	1:37.704	89.65	1.494	14:27:36.929
11 -	30.510	99.4	43.452	86.9	22.881	125.2	1:36.843	90.45	0.633	14:29:13.772
12 -	30.705	98.6	43.521	87.3	23.224	123.3	1:37.450	89.89	1.240	14:30:51.222

P6 26 M3		Jorel BOERBOOM				Suter Honda - RV Racing				
IDEAL LAP TIME : 1:36.307		BEST LAP TIME : 1:36.393				DIFFERENCE : 0.086				
LAP	SECTOR 1		SECTOR 2		SECTOR 3		LAP TIME	MPH	DIFF	TIME OF DAY
1 -		97.2	44.564	87.8	23.169	126.3	1:46.084	82.57	9.691	14:13:02.904
2 -	31.083	101.2	44.003	87.9	23.270	125.2	1:38.356	89.06	1.963	14:14:41.260
3 -	30.811	101.3	43.402	85.4	23.260	124.7	1:37.473	89.86	1.080	14:16:18.733
4 -	30.743	100.6	43.305	89.8	23.337	123.5	1:37.385	89.95	0.992	14:17:56.118
5 -	30.559	102.6	43.157	87.9	23.186	125.2	1:36.902	90.39	0.509	14:19:33.020
6 -	30.573	102.7	43.211	89.1	23.098	124.7	1:36.882	90.41	0.489	14:21:09.902
7 -	30.870	101.0	43.413	84.9	23.019	124.7	1:37.302	90.02	0.909	14:22:47.204
8 -	30.611	102.1	43.404	85.1	23.532	125.2	1:37.547	89.80	1.154	14:24:24.751
9 -	30.530	100.3	43.035	90.8	23.350	124.9	1:36.915	90.38	0.522	14:26:01.666
10 -	30.407	101.8	43.135	83.6	23.069	124.5	1:36.611 (3)	90.67	0.218	14:27:38.277
11 -	30.367	102.6	42.971	87.2	23.055	126.1	1:36.393 (1)	90.87		14:29:14.670
12 -	30.536	102.9	43.102	91.8	22.969	128.5	1:36.607 (2)	90.67	0.214	14:30:51.277

P7 64 M3		Asher DURHAM				Honda - Century 21 / Cresswell Racing				
IDEAL LAP TIME : 1:36.329		BEST LAP TIME : 1:36.761				DIFFERENCE : 0.432				
LAP	SECTOR 1		SECTOR 2		SECTOR 3		LAP TIME	MPH	DIFF	TIME OF DAY
1 -		99.2	43.861	82.6	23.147	124.0	1:43.950	84.26	7.189	14:13:00.770
2 -	30.829	100.3	43.426	85.7	23.002	124.5	1:37.257	90.06	0.496	14:14:38.027
3 -	30.770	101.2	43.351	85.0	23.161	124.0	1:37.282	90.04	0.521	14:16:15.309
4 -	30.782	99.8	43.282	84.2	23.163	122.9	1:37.227	90.09	0.466	14:17:52.536
5 -	30.828	99.4	42.966	87.4	22.967	124.5	1:36.761 (1)	90.53		14:19:29.297
6 -	30.396	100.9	43.167	83.5	23.210	123.5	1:36.773 (2)	90.51	0.012	14:21:06.070
7 -	31.112	96.8	43.658	85.8	23.040	124.9	1:37.810	89.55	1.049	14:22:43.880
8 -	30.738	99.8	43.926	81.6	23.255	126.8	1:37.919	89.46	1.158	14:24:21.799
9 -	30.707	100.6	43.587	84.2	22.988	125.9	1:37.282	90.04	0.521	14:25:59.081
10 -	30.780	100.3	43.790	86.7	23.022	123.8	1:37.592	89.75	0.831	14:27:36.673
11 -	30.462	101.5	43.508	84.7	23.033	125.6	1:37.003 (3)	90.30	0.242	14:29:13.676
12 -	30.998	101.2	43.948	83.3	23.129	124.5	1:38.075	89.31	1.314	14:30:51.751

P8 127		Georgina POLDEN				Honda - RS Racing				
IDEAL LAP TIME : 1:37.622		BEST LAP TIME : 1:37.867				DIFFERENCE : 0.245				
LAP	SECTOR 1		SECTOR 2		SECTOR 3		LAP TIME	MPH	DIFF	TIME OF DAY
1 -		96.5	44.886	80.5	23.824	124.9	1:48.204	80.95	10.337	14:13:05.024
2 -	31.739	100.4	44.267	80.9	23.498	125.9	1:39.504	88.03	1.637	14:14:44.528
3 -	31.501	102.4	44.034	80.3	23.514	126.3	1:39.049	88.43	1.182	14:16:23.577
4 -	31.654	97.9	43.803	82.0	23.195	127.5	1:38.652	88.79	0.785	14:18:02.229
5 -	31.106	101.2	43.675	80.4	23.369	126.1	1:38.150 (3)	89.24	0.283	14:19:40.379

Weather / Track : Bright / Dry

Results can be found at www.tsl-timing.com

Page 2 of 7

Brands Hatch GP
Circuit Length = 2.4332 miles
Start: 14:11 Flag 14:30 End: 14:32

Printed - 14:35 Sunday, 19 October 2014

MCRCB BULLETIN TK250

2014 MCE British Superbike Championship - Round 12

2014 Motul British Motostar Championship

RACE 10 - SECTOR ANALYSIS

SECTOR 1 = FL to I1, SECTOR 2 = I1 to I2, SECTOR 3 = I2 to FL, DIFF = Difference To Personal Best Lap

P16 57		Simon LOW		KTM - Century 21 / Cresswell Racing						
IDEAL LAP TIME : 1:41.418		BEST LAP TIME : 1:41.641		DIFFERENCE : 0.223						
LAP	SECTOR 1	SECTOR 2	SECTOR 3	LAP TIME	MPH	DIFF	TIME OF DAY			
1 -		93.2	46.699	76.9	24.290	120.0	1:52.384	77.94	10.743	14:13:09.204
2 -	34.286	82.3	45.812	78.1	24.433	118.9	1:44.531	83.80	2.890	14:14:53.735
3 -	32.231	96.9	46.308	80.6	24.277	118.1	1:42.816	85.19	1.175	14:16:36.551
4 -	32.869	93.5	46.049	83.2	24.522	117.9	1:43.440	84.68	1.799	14:18:19.991
5 -	32.650	94.7	45.781	83.2	24.379	119.6	1:42.810	85.20	1.169	14:20:02.801
6 -	32.493	95.7	45.776	78.5	23.945	121.1	1:42.214 (2)	85.70	0.573	14:21:45.015
7 -	32.269	95.4	45.895	84.5	24.313	118.1	1:42.477	85.48	0.836	14:23:27.492
8 -	32.535	94.6	45.746	83.7	24.360	119.4	1:42.641	85.34	1.000	14:25:10.133
9 -	32.556	93.8	46.164	81.6	24.057	120.4	1:42.777	85.23	1.136	14:26:52.910
10 -	32.437	95.5	45.553	79.8	24.284	118.5	1:42.274 (3)	85.65	0.633	14:28:35.184
11 -	31.920	97.1	45.582	83.5	24.139	117.7	1:41.641 (1)	86.18		14:30:16.825
12 -	32.748	94.2	46.051	82.1	24.311	118.5	1:43.110	84.95	1.469	14:31:59.935

P17 47		Jake ARCHER		Honda - Jake Archer Racing						
IDEAL LAP TIME : 1:41.905		BEST LAP TIME : 1:42.065		DIFFERENCE : 0.160						
LAP	SECTOR 1	SECTOR 2	SECTOR 3	LAP TIME	MPH	DIFF	TIME OF DAY			
1 -		90.4	46.657	73.9	24.556	122.4	1:53.377	77.26	11.312	14:13:10.197
2 -	32.778	93.9	46.204	74.9	24.640	119.1	1:43.622	84.53	1.557	14:14:53.819
3 -	32.769	93.8	46.512	76.1	24.267	120.9	1:43.548	84.59	1.483	14:16:37.367
4 -	33.037	89.3	46.151	77.3	24.325	119.1	1:43.513	84.62	1.448	14:18:20.880
5 -	32.797	91.9	45.757	79.8	24.036	121.3	1:42.590	85.38	0.525	14:20:03.470
6 -	32.485	91.4	45.739	78.7	24.183	120.6	1:42.407 (3)	85.53	0.342	14:21:45.877
7 -	32.488	93.4	45.832	77.5	24.177	121.5	1:42.497	85.46	0.432	14:23:28.374
8 -	32.606	92.5	45.708	78.0	24.118	122.4	1:42.432	85.51	0.367	14:25:10.806
9 -	32.736	94.7	45.653	80.8	24.080	120.6	1:42.469	85.48	0.404	14:26:53.275
10 -	32.455	94.5	45.426	77.8	24.190	122.0	1:42.071 (2)	85.82	0.006	14:28:35.346
11 -	32.564	95.5	45.414	79.0	24.087	121.5	1:42.065 (1)	85.82		14:30:17.411
12 -	32.504	94.7	45.890	79.7	24.181	119.1	1:42.575	85.39	0.510	14:31:59.986

P18 124		Tasia RODINK		Honda - Promemo Racing						
IDEAL LAP TIME : 1:41.886		BEST LAP TIME : 1:42.047		DIFFERENCE : 0.161						
LAP	SECTOR 1	SECTOR 2	SECTOR 3	LAP TIME	MPH	DIFF	TIME OF DAY			
1 -		94.3	46.222	79.0	24.664	122.2	1:51.862	78.30	9.815	14:13:08.682
2 -	32.935	94.3	45.667	80.9	24.160	121.7	1:42.762	85.24	0.715	14:14:51.444
3 -	32.854	91.8	48.291	79.3	24.279	120.9	1:45.424	83.09	3.377	14:16:36.868
4 -	33.010	94.9	45.901	81.2	24.261	121.1	1:43.172	84.90	1.125	14:18:20.040
5 -	32.838	94.9	45.886	81.8	24.091	121.5	1:42.815	85.20	0.768	14:20:02.855
6 -	32.541	93.7	45.525	84.3	23.984	120.4	1:42.050 (2)	85.83	0.003	14:21:44.905
7 -	32.403	96.4	46.405	82.0	24.163	120.9	1:42.971	85.07	0.924	14:23:27.876
8 -	32.517	95.4	45.816	79.6	24.367	122.2	1:42.700	85.29	0.653	14:25:10.576
9 -	32.533	96.2	45.507	81.5	24.040	120.2	1:42.080 (3)	85.81	0.033	14:26:52.656
10 -	32.514	96.2	45.534	79.8	24.548	118.1	1:42.596	85.38	0.549	14:28:35.252
11 -	32.395	96.9	45.512	80.7	24.140	119.1	1:42.047 (1)	85.84		14:30:17.299
12 -	33.034	95.1	45.790	80.2	24.056	120.0	1:42.880	85.14	0.833	14:32:00.179

P19 88		Wesley JONKER		Honda - Racing Family						
IDEAL LAP TIME : 1:42.227		BEST LAP TIME : 1:42.573		DIFFERENCE : 0.346						
LAP	SECTOR 1	SECTOR 2	SECTOR 3	LAP TIME	MPH	DIFF	TIME OF DAY			
1 -		92.4	47.274	76.3	25.410	116.7	1:55.702	75.71	13.129	14:13:12.522
2 -	33.195	94.5	47.270	83.7	24.954	115.7	1:45.419	83.09	2.846	14:14:57.941
3 -	32.842	94.1	46.507	83.5	24.907	115.7	1:44.256	84.02	1.683	14:16:42.197
4 -	32.956	92.9	45.834	81.4	24.930	115.9	1:43.720	84.45	1.147	14:18:25.917
5 -	32.701	93.8	45.657	85.3	24.611	118.3	1:42.969	85.07	0.396	14:20:08.886
6 -	32.519	95.4	45.682	84.8	24.451	116.9	1:42.652 (2)	85.33	0.079	14:21:51.538
7 -	32.451	93.5	46.848	81.6	24.549	116.3	1:43.848	84.35	1.275	14:23:35.386
8 -	32.600	93.3	46.268	82.3	24.969	117.3	1:43.837	84.36	1.264	14:25:19.223
9 -	32.459	93.7	45.760	84.5	24.709	116.7	1:42.928	85.10	0.355	14:27:02.151

Weather / Track : Bright / Dry

Brands Hatch GP

Circuit Length = 2.4332 miles

Start: 14:11 Flag 14:30 End: 14:32

MCRCB BULLETIN TK250

2014 MCE British Superbike Championship - Round 12

2014 Motul British Motostar Championship

RACE 10 - SECTOR ANALYSIS

SECTOR 1 = FL to I1, SECTOR 2 = I1 to I2, SECTOR 3 = I2 to FL, DIFF = Difference To Personal Best Lap

P24		79 M3		Chris TAYLOR			Honda - Elevator Saddles & Bridles				
IDEAL LAP TIME : 1:38.284		BEST LAP TIME : 1:38.294			DIFFERENCE : 0.010						
LAP	SECTOR 1		SECTOR 2		SECTOR 3		LAP TIME	MPH	DIFF	TIME OF DAY	
1 -		96.0	45.292	86.2	23.549	123.5	1:47.038	81.83	8.744	14:13:03.858	
2 -	31.454	99.4	44.197	84.7	23.648	122.2	1:39.299	88.21	1.005	14:14:43.157	
3 -	31.285	99.1	43.998	86.5	23.499	123.1	1:38.782 (3)	88.67	0.488	14:16:21.939	
4 -	31.430	98.2	44.210	84.3	23.672	122.0	1:39.312	88.20	1.018	14:18:01.251	
5 -	31.068	99.5	44.078	85.8	23.550	122.6	1:38.696 (2)	88.75	0.402	14:19:39.947	
6 -	30.939	100.1	43.909	87.9	23.446	122.6	1:38.294 (1)	89.11		14:21:18.241	

P25		4		Louis VALLELEY			KTM - Century 21 / Cresswell Racing				
IDEAL LAP TIME : 1:43.273		BEST LAP TIME : 1:43.542			DIFFERENCE : 0.269						
LAP	SECTOR 1		SECTOR 2		SECTOR 3		LAP TIME	MPH	DIFF	TIME OF DAY	
1 -		93.0	47.111	74.9	24.869	115.9	1:53.300	77.31	9.758	14:13:10.120	
2 -	32.662	92.4	46.716	76.6	24.852	114.3	1:44.230 (3)	84.04	0.688	14:14:54.350	
3 -	32.600	93.5	46.357	77.8	24.585	112.0	1:43.542 (1)	84.60		14:16:37.892	
4 -	32.928	92.9	46.310	81.7	24.823	112.0	1:44.061 (2)	84.17	0.519	14:18:21.953	
5 -	32.378	90.9	46.993	80.2	24.948	111.6	1:44.319	83.97	0.777	14:20:06.272	
6 -	33.184	90.8	47.119	80.9	25.119	110.0	1:45.422	83.09	1.880	14:21:51.694	

P26		28		Bradley RAY			EE125 - FAB-Racing				
IDEAL LAP TIME : 1:34.948		BEST LAP TIME : 1:34.948			DIFFERENCE : 0.000						
LAP	SECTOR 1		SECTOR 2		SECTOR 3		LAP TIME	MPH	DIFF	TIME OF DAY	
1 -		99.8	43.007	92.1	22.813	124.2	1:41.457	86.34	6.509	14:12:58.277	
2 -	30.219	101.0	42.389	94.5	22.666	123.8	1:35.274 (2)	91.94	0.326	14:14:33.551	
3 -	30.133	101.5	42.199	92.9	22.616	124.0	1:34.948 (1)	92.25		14:16:08.499	

P27		44		Jake BAYFORD			Honda - SGR Racing				
IDEAL LAP TIME : 1:43.034		BEST LAP TIME : 1:43.714			DIFFERENCE : 0.680						
LAP	SECTOR 1		SECTOR 2		SECTOR 3		LAP TIME	MPH	DIFF	TIME OF DAY	
1 -		90.6	46.431	76.8	24.838	117.7	1:52.442	77.90	8.728	14:13:09.262	
2 -	33.097	92.4	46.042	77.3	24.575	116.9	1:43.714 (1)	84.46		14:14:52.976	
3 -	32.417	94.1	46.759	78.3	24.589	116.9	1:43.765 (2)	84.42	0.051	14:16:36.741	

P28		13 M3		Sam BURMAN			Honda - WNT / Burman Racing				
IDEAL LAP TIME : 1:42.802		BEST LAP TIME : 1:42.802			DIFFERENCE : 0.000						
LAP	SECTOR 1		SECTOR 2		SECTOR 3		LAP TIME	MPH	DIFF	TIME OF DAY	
1 -		97.5	46.430	83.3	24.704	122.6	1:51.604	78.49	8.802	14:13:08.424	
2 -	32.486	97.8	46.092	85.9	24.224	121.5	1:42.802 (1)	85.21		14:14:51.226	

P29		19		Kai JOHNSON			Aprilia - Kinpac Racing				
IDEAL LAP TIME : 1:42.280		BEST LAP TIME : 1:42.280			DIFFERENCE : 0.000						
LAP	SECTOR 1		SECTOR 2		SECTOR 3		LAP TIME	MPH	DIFF	TIME OF DAY	
1 -		90.8	46.631	77.3	24.756	118.1	1:52.620	77.78	10.340	14:13:09.440	
2 -	32.376	91.0	45.670	79.3	24.234	118.1	1:42.280 (1)	85.64		14:14:51.720	

MCRCB BULLETIN TK251**2014 MCE British Superbike Championship - Round 12****2014 Motul British Motostar Championship****RACE 10 - BEST SPEEDS**

POS	SECTOR 1			SECTOR 2			FINISH LINE		
	NO	NAME	MPH	NO	NAME	MPH	NO	NAME	MPH
1	66	Joe IRVING	105.0	28	Bradley RAY	94.5	26	Jorel BOERBOOM	128.5
2	42	James HOBSON	103.5	6	Taz TAYLOR	94.2	127	Georgina POLDEN	127.8
3	26	Jorel BOERBOOM	102.9	12	Edward RENDELL	93.7	42	James HOBSON	127.0
4	127	Georgina POLDEN	102.6	26	Jorel BOERBOOM	91.8	66	Joe IRVING	127.0
5	6	Taz TAYLOR	102.4	86	Charlie NESBITT	91.0	64	Asher DURHAM	126.8
6	28	Bradley RAY	101.5	43	Arnie SHELTON	89.9	27	Cat GREEN	125.6
7	64	Asher DURHAM	101.5	36	Jayson URIBE	89.4	43	Arnie SHELTON	125.2
8	86	Charlie NESBITT	101.2	34	Jordan WEAIVING	89.0	86	Charlie NESBITT	125.2
9	12	Edward RENDELL	100.7	35	Elliot LODGE	88.0	36	Jayson URIBE	124.5
10	36	Jayson URIBE	100.4	66	Joe IRVING	87.9	28	Bradley RAY	124.2
11	27	Cat GREEN	100.1	79	Chris TAYLOR	87.9	6	Taz TAYLOR	124.0
12	79	Chris TAYLOR	100.1	64	Asher DURHAM	87.4	79	Chris TAYLOR	123.5
13	43	Arnie SHELTON	99.7	25	Mike BROUWERS	87.0	35	Elliot LODGE	123.3
14	25	Mike BROUWERS	98.2	90	Greg GREENWOOD	86.8	84	Daniel HERMANSSON	123.3
15	35	Elliot LODGE	98.2	84	Daniel HERMANSSON	86.3	12	Edward RENDELL	123.1
16	34	Jordan WEAIVING	98.1	13	Sam BURMAN	85.9	10	Peter SUTHERLAND	122.6
17	13	Sam BURMAN	97.8	42	James HOBSON	85.3	13	Sam BURMAN	122.6
18	74	Joe THOMPSON	97.8	88	Wesley JONKER	85.3	47	Jake ARCHER	122.4
19	57	Simon LOW	97.1	10	Peter SUTHERLAND	85.2	90	Greg GREENWOOD	122.4
20	124	Tasia RODINK	96.9	27	Cat GREEN	84.9	74	Joe THOMPSON	122.2
21	10	Peter SUTHERLAND	96.8	57	Simon LOW	84.5	124	Tasia RODINK	122.2
22	84	Daniel HERMANSSON	96.8	124	Tasia RODINK	84.3	57	Simon LOW	121.1
23	90	Greg GREENWOOD	96.5	74	Joe THOMPSON	83.5	7	Jamie ASHBY	118.5
24	88	Wesley JONKER	95.7	127	Georgina POLDEN	83.3	88	Wesley JONKER	118.3
25	47	Jake ARCHER	95.5	4	Louis VALLELEY	81.7	19	Kai JOHNSON	118.1
26	19	Kai JOHNSON	94.5	7	Jamie ASHBY	80.9	100	Stephen CAMPBELL	118.1
27	7	Jamie ASHBY	94.3	47	Jake ARCHER	80.8	44	Jake BAYFORD	117.7
28	44	Jake BAYFORD	94.1	39	Kasey WYATT	79.7	39	Kasey WYATT	116.7
29	4	Louis VALLELEY	93.5	19	Kai JOHNSON	79.3	4	Louis VALLELEY	115.9
30	39	Kasey WYATT	93.5	44	Jake BAYFORD	78.3			
31	100	Stephen CAMPBELL	91.8	100	Stephen CAMPBELL	74.3			

Weather / Track : Bright / Dry

Results can be found at www.tsl-timing.com

Brands Hatch GP

Circuit Length = 2.4332 miles

Start: 14:11 Flag 14:30 End: 14:32

Printed - 14:35 Sunday, 19 October 2014

MCRCB BULLETIN TK252

2014 MCE British Superbike Championship - Round 12

2014 Motul British Motostar Championship

RACE 10 - BEST SECTORS

SECTOR 1			SECTOR 2			SECTOR 3			IDEAL / BEST COMPARISON						
POS	NO	NAME	TIME	NO	NAME	TIME	NO	NAME	TIME	POS	NO	NAME	IDEAL	BEST	DIFF
1	66	IRVING	29.927	6	TAYLOR	42.058	6	TAYLOR	22.614				PERFECT LAP	1:34.599	
2	6	TAYLOR	29.934	28	RAY	42.199	28	RAY	22.616	1	6	TAYLOR	1:34.606	1:34.848	0.242
3	12	RENDELL	30.091	66	IRVING	42.251	66	IRVING	22.628	2	66	IRVING	1:34.806	1:34.851	0.045
4	28	RAY	30.133	12	RENDELL	42.716	43	SHELTON	22.881	3	28	RAY	1:34.948	1:34.948	0.000
5	86	NESBITT	30.239	36	URIBE	42.865	12	RENDELL	22.926	4	12	RENDELL	1:35.733	1:35.959	0.226
6	36	URIBE	30.306	43	SHELTON	42.912	64	DURHAM	22.967	5	43	SHELTON	1:36.172	1:36.210	0.038
7	26	BOERBOOM	30.367	64	DURHAM	42.966	26	BOERBOOM	22.969	6	36	URIBE	1:36.228	1:36.294	0.066
8	43	SHELTON	30.379	26	BOERBOOM	42.971	36	URIBE	23.057	7	26	BOERBOOM	1:36.307	1:36.393	0.086
9	64	DURHAM	30.396	86	NESBITT	42.995	86	NESBITT	23.082	8	86	NESBITT	1:36.316	1:36.471	0.155
10	35	LODGE	30.671	42	HOBSON	43.495	127	POLDEN	23.195	9	64	DURHAM	1:36.329	1:36.761	0.432
11	127	POLDEN	30.752	127	POLDEN	43.675	42	HOBSON	23.288	10	42	HOBSON	1:37.581	1:37.980	0.399
12	42	HOBSON	30.798	35	LODGE	43.869	35	LODGE	23.425	11	127	POLDEN	1:37.622	1:37.867	0.245
13	79	TAYLOR	30.929	79	TAYLOR	43.909	79	TAYLOR	23.446	12	35	LODGE	1:37.965	1:38.469	0.504
14	84	HERMANSSON	31.607	34	WEAVING	44.365	90	GREENWOOD	23.641	13	79	TAYLOR	1:38.284	1:38.294	0.010
15	74	THOMPSON	31.612	10	SUTHERLAND	44.520	84	HERMANSSON	23.678	14	90	GREENWOOD	1:39.910	1:40.128	0.218
16	90	GREENWOOD	31.665	90	GREENWOOD	44.604	10	SUTHERLAND	23.729	15	84	HERMANSSON	1:40.008	1:40.554	0.546
17	10	SUTHERLAND	31.866	84	HERMANSSON	44.723	27	GREEN	23.777	16	10	SUTHERLAND	1:40.115	1:40.221	0.106
18	57	LOW	31.920	27	GREEN	44.860	57	LOW	23.945	17	27	GREEN	1:40.732	1:41.043	0.311
19	27	GREEN	32.095	74	THOMPSON	45.010	124	RODINK	23.984	18	74	THOMPSON	1:40.732	1:41.004	0.272
20	88	JONKER	32.164	47	ARCHER	45.414	47	ARCHER	24.036	19	57	LOW	1:41.418	1:41.641	0.223
21	19	JOHNSON	32.376	124	RODINK	45.507	74	THOMPSON	24.110	20	124	RODINK	1:41.886	1:42.047	0.161
22	4	VALLELEY	32.378	57	LOW	45.553	13	BURMAN	24.224	21	47	ARCHER	1:41.905	1:42.065	0.160
23	124	RODINK	32.395	88	JONKER	45.612	19	JOHNSON	24.234	22	88	JONKER	1:42.227	1:42.573	0.346
24	44	BAYFORD	32.417	19	JOHNSON	45.670	88	JONKER	24.451	23	19	JOHNSON	1:42.280	1:42.280	0.000
25	47	ARCHER	32.455	44	BAYFORD	46.042	44	BAYFORD	24.575	24	13	BURMAN	1:42.802	1:42.802	0.000
26	13	BURMAN	32.486	13	BURMAN	46.092	4	VALLELEY	24.585	25	44	BAYFORD	1:43.034	1:43.714	0.680
27	39	WYATT	32.896	25	BROUWERS	46.261	39	WYATT	24.656	26	4	VALLELEY	1:43.273	1:43.542	0.269
28	7	ASHBY	33.406	4	VALLELEY	46.310	7	ASHBY	24.980	27	39	WYATT	1:44.476	1:44.700	0.224
29	100	CAMPBELL	33.997	39	WYATT	46.924	100	CAMPBELL	25.251	28	7	ASHBY	1:45.343	1:45.491	0.148
30				7	ASHBY	46.957				29	100	CAMPBELL	1:46.844	1:46.900	0.056
31				100	CAMPBELL	47.596									

Weather / Track : Bright / Dry

Results can be found at www.tsl-timing.com

Brands Hatch GP

Circuit Length = 2.4332 miles

Start: 14:11 Flag 14:30 End: 14:32

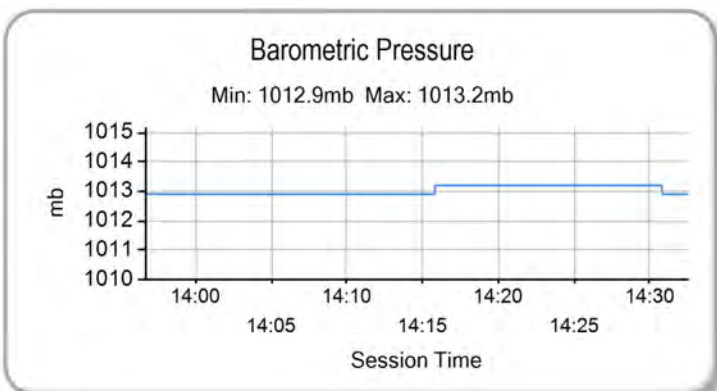
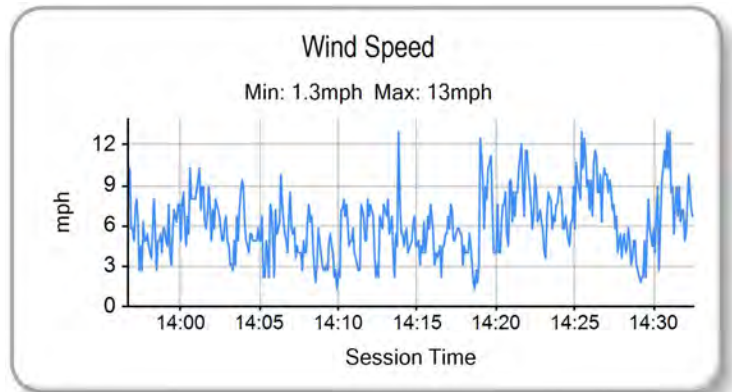
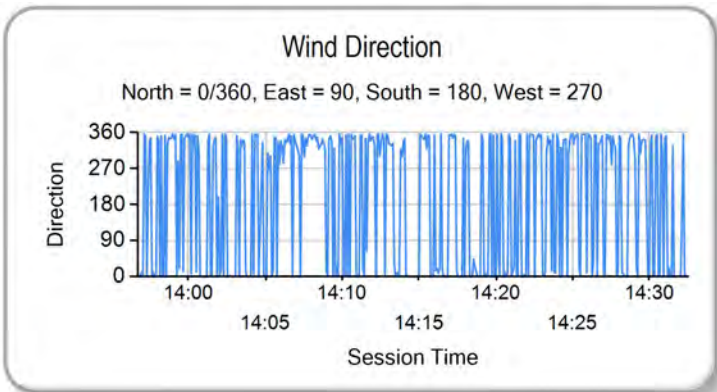
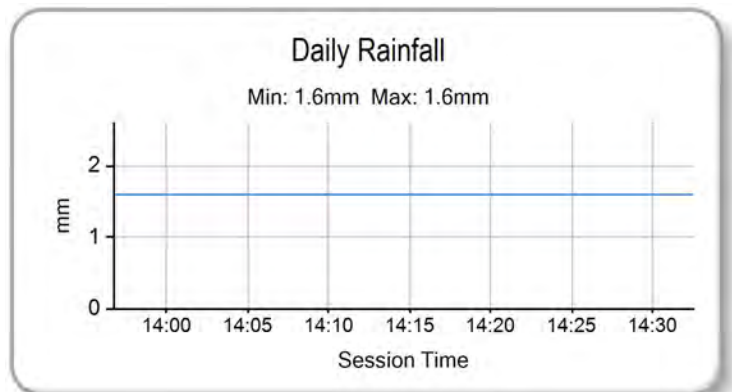
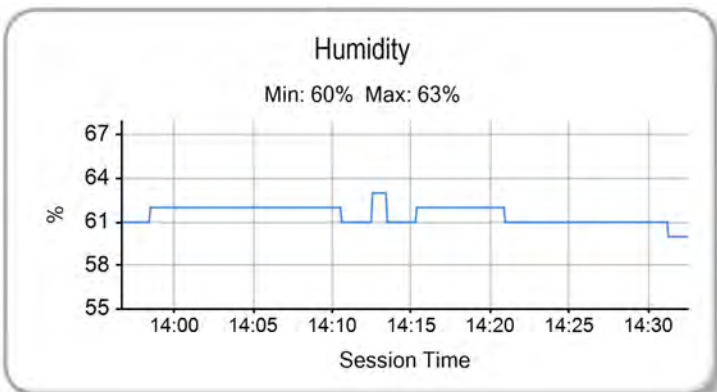
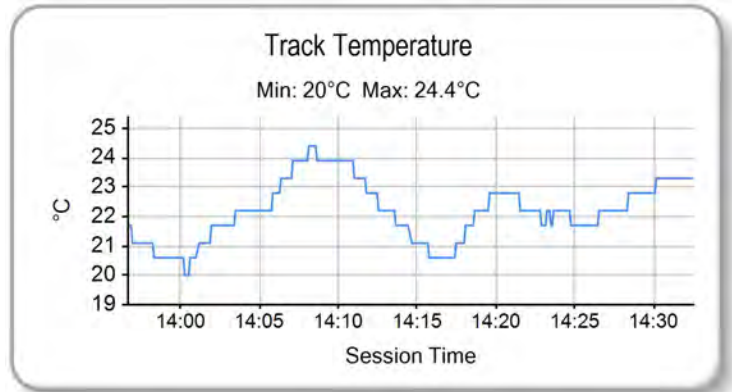
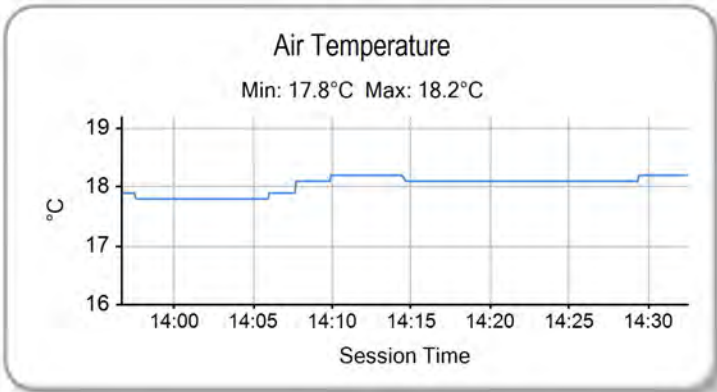
Printed - 14:36 Sunday, 19 October 2014

MCRCB BULLETIN TK253

2014 MCE British Superbike Championship - Round 12

2014 Motul British Motostar Championship

RACE 10 - WEATHER CONDITIONS



Weather / Track : Bright / Dry

Results can be found at www.tsl-timing.com

Brands Hatch GP
Circuit Length = 2.4332 miles
Start: 14:11 Flag 14:30 End: 14:32

Printed - 14:36 Sunday, 19 October 2014

MCRCB BULLETIN TK254

2014 Motul British Motostar Championship

MOTO 3 POINTS AFTER FINAL ROUND

	TOTAL	GAP	DIFF	21st April Brands Hatch - Indy	5th May Oulton Park	15th June Snetterton	29th June Knockhill	20th July Brands Hatch - GP	3rd August Thruxton	10th August Oulton Park	7th September Donington Park - CP Race	7th September Donington Park	21st September Assen	5th October Silverstone	19th October Brands Hatch - GP
Jordan WEAIVING	225			20	25	20	25	20	20	20	20	25	10	20	
Joe IRVING	222	3		25		25	20	16	25	25	25		11	25	25
Jayson URIBE	163	62	59	16	20	13	16	11	13	16		13	9	16	20
James HOBSON	107	118	56	6	11	10	13	10	16	7	13	11			10
Chris TAYLOR	94	131	13	10	16	8		7	9	13	8	9	3	11	
Charlie NESBITT	91	134	3	11		11	11	9	10			16	7		16
Mike BROUWERS	80	145	11	8	13	9			11	11	10		8	10	
Sam BURMAN	65	160	15	5	9	5	10	5	8	8	7	8			
Joe THOMPSON	62	163	3			6	9	6	7	10	6		1	8	9
Olly SIMPSON	61	164	1					25			16		20		
Asher DURHAM	60	165	1								11	20	5	13	11
Ernst DUBBINK	45	180	15			16		13					16		
Brian SLOOTEN	43	182	2			7		8			9	10		9	
Bo BENDSNEYDER	25	200	18										25		
Tom BOOTH-AMOS	17	208	8	7	10										
Cat GREEN	15	210	2											7	8
Jorel BOERBOOM	13	212	2												13
Thomas VAN LEEUWEN	13	212	0										13		
Daniel COSTILLA	13	212	0	13											
Vasco VAN DER VALK	9	216	4							9					
Georgina POLDEN	9	216	0	9											
Thomas DE VRIES	8	217	1		8										
Edmund BEST	6	219	2											6	
Felix NASSI	6	219	0										6		
Sander KROEZE	4	221	2										4		
Sven GREVINK	2	223	2										2		

MCRCB BULLETIN TK255

2014 Motul British Motostar Championship

125GP POINTS AFTER FINAL ROUND

	TOTAL	GAP	DIFF	21st April Brands Hatch - Indy	5th May Oulton Park	15th June Snetterton	29th June Knockhill	20th July Brands Hatch - GP	3rd August Thruxton	10th August Oulton Park	7th September Donington Park - CP Race	7th September Donington Park	21st September Assen	5th October Silverstone	19th October Brands Hatch - GP
Edward RENDELL	245			20	25	20	25	16	25	25	16	16	16	16	25
Taz TAYLOR	174	71		13	20	16		20	20		20	20	25	20	
Bradley RAY	141	104	33	16		25		25			25	25		25	
Arnie SHELTON	141	104	0	7	11	11	20	13	13		13		20	13	20
Elliot LODGE	92	153	49		5	9	16	10		8		13	7	11	13
Greg GREENWOOD	80	165	12			7	7	6	8	11	10	10	3	7	11
Daniel HERMANSSON	63	182	17	5	1	4		9		16	8	11			9
Georgina POLDEN	62	183	1						16		11		9	10	16
Josh OWENS	61	184	1	8	9		13			20			11		
Asher DURHAM	51	194	10	4	6	10	11		10	10					
Jake ARCHER	47	198	4					4		13	9	8	1	5	7
Alex PERSSON	45	200	2	10				11	11				13		
Kai JOHNSON	41	204	4	2	7		10					9	5	8	
Louis VALLELEY	38	207	3		3	6	8	2		9	7			3	
Jamie ASHBY	36	209	2			1	6		6	7	6	4		2	4
Ryan SAXELBY	35	210	1	25	10										
Anthony ALONSO	35	210	0	9	13	13									
Tasia RODINK	30	215	5			8		8					8		6
Jake BAYFORD	28	217	2	1		2		5	7	6		7			
James FLITCROFT	27	218	1	11	16										
Paul DOBB	23	222	4					1	9		4	5		4	
Joseph THOMAS	20	225	3	3	8		9								
Wesley JONKER	20	225	0					3						6	6
Peter SUTHERLAND	19	226	1											9	10
Bryn OWEN	11	234	8								5	6			
Milo WARD	11	234	0	6		5									
Martin SVENSSON	10	235	1										10		
Simon LOW	8	237	2												8
Stephen CAMPBELL	8	237	0				4							1	3
Tom BOOTH-AMOS	7	238	1					7							
Jon VINCENT	7	238	0		2					5					
Gillian McGAW	5	240	2				5								
Walid SOPPE	4	241	1										4		
Mark CLAYTON	4	241	0		4										
Ian RAYBON	3	242	1			3									
Dennis WILJE	2	243	1										2		