



MOTOSTAR

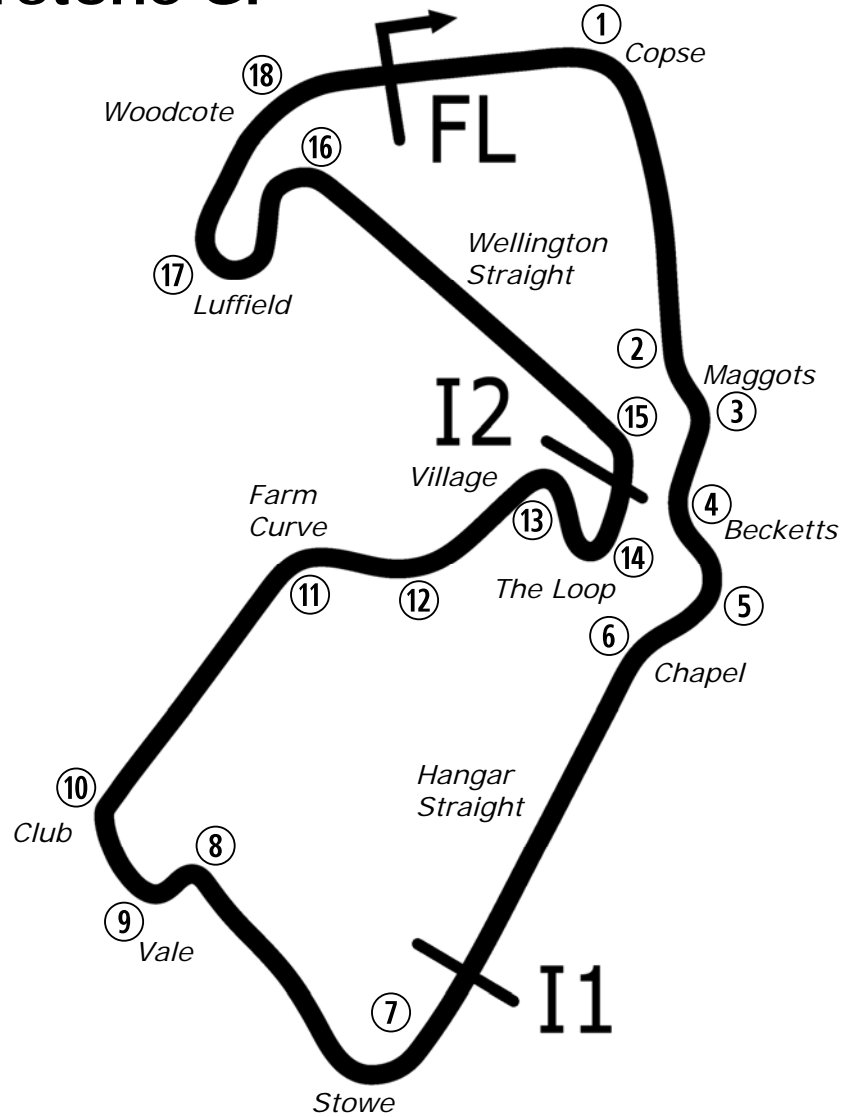
Round 11
Silverstone GP

3rd – 5th October 2014

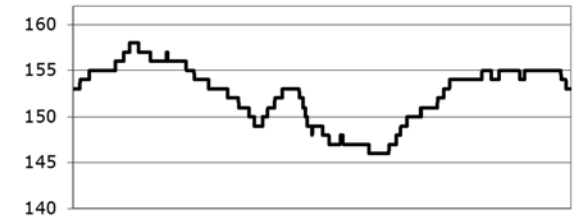


Results Provided by Timing Solutions Ltd
www.tsl-timing.com

Silverstone GP



Circuit Altitude (m)



Length	3.6673 miles	5902.0 m		
FL		52.07872 N	1.01711 W	
I1	2044m	52.06559 N	1.01486 W	
I2	4370m	52.07263 N	1.01141 W	
Pit Entry	5872m	52.07859 N	1.01758 W	
Pit Exit	305m after FL	52.07880 N	1.01268 W	
Pit Entry–Pit Exit 336m, 20.1s @60kph, 15.1s @80kph				

Lap Records		Best Sector Information					
		Sector 1	S1 Trap (mph)	Sector 2	S2 Trap (mph)	Sector 3	F/L Trap (mph)
Superbike	2:06.253	38.059	184.9	55.137	NONE	31.680	151.2
Supersport	2:09.343	39.628	164.9	56.900	NONE	32.773	144.9
Superstock 1000	2:07.798	39.106	177.5	57.349	NONE	32.764	146.5
Superstock 600	2:13.697	40.844	160.5	58.656	NONE	33.979	140.8
Motostar	2:19.170	43.465	133.9	59.705	NONE	35.260	126.2
F1 Sidecar	2:12.634	40.666	152.9	57.537	NONE	34.063	131.0
Ducati Cup	To Be Est	N/A	N/A	N/A	NONE	N/A	N/A
Triumph TC	2:15.346	41.780	156.8	59.322	NONE	34.405	139.9

All results available at www.tsl-timing.com



POS	NO	CL	PIC NAME	ENTRY	TIME	ON	LAPS	GAP	DIFF	MPH
1	28		1 Bradley RAY	EE125 - FAB-Racing	2:21.264	5	7			93.45
2	66	M3	1 Joe IRVING	KTM - Redline KTM	2:21.882	9	9	0.618	0.618	93.05
3	34	M3	2 Jordan WEAVING	KTM - Jordan Racing / Burkert	2:23.980	4	7	2.716	2.098	91.69
4	6		2 Taz TAYLOR	Luyten Honda - FPW Racing / Hookless Holidays	2:25.099	7	8	3.835	1.119	90.98
5	86	M3	3 Charlie NESBITT	Repli-Cast - Repli-Cast UK	2:25.195	8	8	3.931	0.096	90.92
6	36	M3	4 Jayson URIBE	Honda - FPW Racing / RSR	2:25.301	8	8	4.037	0.106	90.86
7	12		3 Edward RENDELL	Honda - Banks Racing	2:25.390	6	6	4.126	0.089	90.80
8	65		4 Josh OWENS	Honda - RCD Motorsport	2:25.695	8	8	4.431	0.305	90.61
9	26	M3	5 Jorel BOERBOOM	Suter Honda - RV Racing	2:25.873	8	8	4.609	0.178	90.50
10	64		5 Asher DURHAM	Honda - SP125Racing.com	2:25.944	9	9	4.680	0.071	90.46
11	42	M3	6 James HOBSON	KTM - Two 4 Motorsport with RS Racing	2:28.539	8	8	7.275	2.595	88.88
12	127		6 Georgina POLDEN	Honda - RS Racing	2:28.826	8	8	7.562	0.287	88.71
13	43		7 Arnie SHELTON	Honda - e3 Motorsport with Shelton Racing	2:29.251	8	8	7.987	0.425	88.45
14	25	M3	7 Mike BROUWERS	Honda - Joma / Brouwers Racing Team	2:29.570	7	7	8.306	0.319	88.26
15	27	M3	8 Cat GREEN	Honda - Redline Racing	2:31.559	8	8	10.295	1.989	87.11
16	19		8 Kai JOHNSON	Aprilia - Kinpac Racing	2:31.707	8	8	10.443	0.148	87.02
17	47		9 Jake ARCHER	Honda - Jake Archer Racing	2:32.142	5	8	10.878	0.435	86.77
18	142	M3	9 Brian SLOOTEN	Honda - Bakker Frames Holland	2:32.151	5	8	10.887	0.009	86.77
19	16	M3	10 Edmund BEST	Honda - SymCirrus Racing	2:32.979	8	8	11.715	0.828	86.30
20	13	M3	11 Sam BURMAN	Honda - WNT / Burman Racing	2:34.034	8	8	12.770	1.055	85.71
21	18		10 Paul DOBB	Honda - PDR	2:34.657	6	6	13.393	0.623	85.36
22	79	M3	12 Chris TAYLOR	Honda - Elevator Saddles & Bridles	2:35.095	7	7	13.831	0.438	85.12
23	10		11 Peter SUTHERLAND	Aprilia - Kinpac Racing	2:35.352	6	8	14.088	0.257	84.98

QUALIFYING LAPTIME (110.0% of 2:21.264) = 2:35.390

24	124		12 Tasia RODINK	Honda - Promemo Racing	2:36.309	8	8	15.045	0.957	84.46
25	90		13 Greg GREENWOOD	Luyten Honda - FPW Racing	2:37.041	3	3	15.777	0.732	84.06
26	99		14 Miguel CORREIA-LOURENCO	Honda - Racing Team Noord Nederland	2:38.063	6	6	16.799	1.022	83.52
27	74	M3	13 Joe THOMPSON	Repli-Cast - Repli-Cast UK	2:38.877	5	7	17.613	0.814	83.09
28	88		15 Wesley JONKER	Honda -	2:40.629	2	3	19.365	1.752	82.19
29	35		16 Elliot LODGE	Honda - SP125 / Spike Racing	2:40.824	3	4	19.560	0.195	82.09
30	7		17 Jamie ASHBY	Honda - JPA Racing / SP125	2:46.025	6	6	24.761	5.201	79.52
31	100		18 Stephen CAMPBELL	Honda - Campbell Racing	2:49.154	7	7	27.890	3.129	78.04
32	4		19 Louis VALLELEY	KTM - Century 21 / Cresswell Racing	2:50.388	5	6	29.124	1.234	77.48
33	44		20 Jake BAYFORD	Honda - SGR Racing						

Weather / Track : Cloudy / Dry

These results are provisional until the conclusion of any judicial and technical matters.

Silverstone GP

Circuit Length = 3.6673 miles

Start: 09:00 Flag 09:20 End: 09:23

Race Director :	Stewards :	Timekeeper :
-----------------	------------	--------------

Results can be found at www.britishsuperbike.com

Printed - 09:24 Friday, 03 October 2014



MCRCB BULLETIN TK002

2014 MCE British Superbike Championship - Round 11

2014 Motul British Motostar Championship

FREE PRACTICE 1 - SECTOR ANALYSIS

SECTOR 1 = FL to I1, SECTOR 2 = I1 to I2, SECTOR 3 = I2 to FL, DIFF = Difference To Personal Best Lap

P1 28		Bradley RAY		EE125 - FAB-Racing						
IDEAL LAP TIME : 2:21.174		BEST LAP TIME : 2:21.264		DIFFERENCE : 0.090						
LAP	SECTOR 1	SECTOR 2	SECTOR 3	LAP TIME	MPH	DIFF	TIME OF DAY			
1 -		129.3	1:03.252	36.733	120.4			09:02:35.468		
2 -	45.850	109.8	1:06.515	IN PIT	2:37.077	P	84.05	15.813	09:05:12.545	
3 -	OUTLAP	126.3	1:02.576	36.535	121.3	6:23.014	34.46	4:01.750	09:11:35.559	
4 -	44.832	127.0	1:01.184	36.015	122.4	2:22.031	(2)	92.95	0.767	09:13:57.590
5 -	44.646	127.0	1:00.761	35.857	120.4	2:21.264	(1)	93.45		09:16:18.854
6 -	44.556	127.0	1:03.080	IN PIT	2:29.644	P	88.22	8.380	09:18:48.498	
7 -	OUTLAP	126.1	1:01.214	36.007	120.6	3:06.838	70.66	45.574	09:21:55.336	

P2 66 M3		Joe IRVING		KTM - Redline KTM						
IDEAL LAP TIME : 2:21.882		BEST LAP TIME : 2:21.882		DIFFERENCE : 0.000						
LAP	SECTOR 1	SECTOR 2	SECTOR 3	LAP TIME	MPH	DIFF	TIME OF DAY			
1 -	OUTLAP	128.5	1:03.637	36.505	122.9				09:02:35.472	
2 -	45.502	129.8	1:02.583	36.199	122.6	2:24.284	91.50	2.402	09:04:59.756	
3 -	45.336	128.5	1:01.985	36.453	122.6	2:23.774	91.82	1.892	09:07:23.530	
4 -	44.859	129.5	1:01.682	36.396	123.1	2:22.937	(2)	92.36	1.055	09:09:46.467
5 -	45.028	129.0	1:01.665	36.491	123.1	2:23.184	(3)	92.20	1.302	09:12:09.651
6 -	47.256	129.5	1:03.015	37.492	122.6	2:27.763	89.34	5.881	09:14:37.414	
7 -	46.608	124.9	1:03.734	36.972	123.1	2:27.314	89.62	5.432	09:17:04.728	
8 -	45.396	125.4	1:01.957	36.452	121.7	2:23.805	91.80	1.923	09:19:28.533	
9 -	44.845	129.0	1:00.960	36.077	124.7	2:21.882	(1)	93.05		09:21:50.415

P3 34 M3		Jordan WEAVING		KTM - Jordan Racing / Burkert						
IDEAL LAP TIME : 2:23.980		BEST LAP TIME : 2:23.980		DIFFERENCE : 0.000						
LAP	SECTOR 1	SECTOR 2	SECTOR 3	LAP TIME	MPH	DIFF	TIME OF DAY			
1 -	OUTLAP	113.9	1:04.957	37.847	119.5				09:03:12.048	
2 -	45.692	125.4	1:02.651	36.871	120.4	2:25.214	(2)	90.91	1.234	09:05:37.262
3 -	46.626	124.7	1:03.668	36.837	118.9	2:27.131	89.73	3.151	09:08:04.393	
4 -	44.981	128.3	1:02.185	36.814	121.1	2:23.980	(1)	91.69		09:10:28.373
5 -	50.779	105.0	1:06.703	IN PIT	2:43.478	P	80.75	19.498	09:13:11.851	
6 -	OUTLAP	123.3	1:03.409	37.448	118.7	4:33.764	48.22	2:09.784	09:17:45.615	
7 -	46.117	124.9	1:02.461	37.221	118.7	2:25.799	(3)	90.55	1.819	09:20:11.414

P4 6		Taz TAYLOR		Luyten Honda - FPW Racing / Hookless Holidays						
IDEAL LAP TIME : 2:25.031		BEST LAP TIME : 2:25.099		DIFFERENCE : 0.068						
LAP	SECTOR 1	SECTOR 2	SECTOR 3	LAP TIME	MPH	DIFF	TIME OF DAY			
1 -	OUTLAP	84.6	1:18.083	43.471	102.7				09:03:12.056	
2 -	50.846	107.0	1:09.165	IN PIT	2:44.557	P	80.22	19.458	09:05:56.613	
3 -	OUTLAP	121.3	1:04.733	37.864	117.8	4:20.914	50.60	1:55.815	09:10:17.527	
4 -	46.002	124.2	1:03.114	37.451	117.8	2:26.567	(3)	90.07	1.468	09:12:44.094
5 -	45.506	123.3	1:05.067	37.386	119.3	2:27.959	89.23	2.860	09:15:12.053	
6 -	45.970	124.9	1:03.539	37.241	119.3	2:26.750	89.96	1.651	09:17:38.803	
7 -	45.330	127.3	1:02.785	36.984	118.4	2:25.099	(1)	90.98		09:20:03.902
8 -	45.262	122.6	1:03.554	37.264	118.0	2:26.080	(2)	90.37	0.981	09:22:29.982

P5 86 M3		Charlie NESBITT		Repli-Cast - Repli-Cast UK						
IDEAL LAP TIME : 2:25.195		BEST LAP TIME : 2:25.195		DIFFERENCE : 0.000						
LAP	SECTOR 1	SECTOR 2	SECTOR 3	LAP TIME	MPH	DIFF	TIME OF DAY			
1 -	OUTLAP	120.9	1:10.913	39.717	116.8				09:02:54.153	
2 -	49.186	126.3	1:06.804	38.413	116.8	2:34.403	85.50	9.208	09:05:28.556	
3 -	47.696	124.7	1:04.556	37.776	118.0	2:30.028	87.99	4.833	09:07:58.584	
4 -	48.131	123.5	1:04.126	37.518	116.1	2:29.775	88.14	4.580	09:10:28.359	
5 -	46.852	122.9	1:03.802	37.353	117.0	2:28.007	89.20	2.812	09:12:56.366	
6 -	46.538	125.2	1:03.028	37.413	116.8	2:26.979	(3)	89.82	1.784	09:15:23.345
7 -	46.161	124.5	1:03.098	37.265	117.2	2:26.524	(2)	90.10	1.329	09:17:49.869
8 -	45.523	124.0	1:02.664	37.008	119.7	2:25.195	(1)	90.92		09:20:15.064

Weather / Track : Cloudy / Dry

Silverstone GP
Circuit Length = 3.6673 miles
Start: 09:00 Flag 09:20 End: 09:23

MCRCB BULLETIN TK002

2014 MCE British Superbike Championship - Round 11

2014 Motul British Motostar Championship

FREE PRACTICE 1 - SECTOR ANALYSIS

SECTOR 1 = FL to I1, SECTOR 2 = I1 to I2, SECTOR 3 = I2 to FL, DIFF = Difference To Personal Best Lap

P6		36 M3		Jayson URIBE		Honda - FPW Racing / RSR				
IDEAL LAP TIME : 2:25.280		BEST LAP TIME : 2:25.301		DIFFERENCE : 0.021						
LAP	SECTOR 1	SECTOR 2	SECTOR 3	LAP TIME	MPH	DIFF	TIME OF DAY			
1 -	OUTLAP	124.0	1:07.894	39.749	115.5			09:02:47.214		
2 -	47.749	123.8	1:04.674	38.328	117.6	2:30.751	87.57	5.450	09:05:17.965	
3 -	46.700	120.6	1:04.443	37.583	118.7	2:28.726	88.76	3.425	09:07:46.691	
4 -	45.982	123.8	1:03.602	IN PIT		2:37.597 P	83.77	12.296	09:10:24.288	
5 -	OUTLAP	124.7	1:03.494	38.181	117.6	3:43.837	58.98	1:18.536	09:14:08.125	
6 -	46.422	125.2	1:03.240	37.555	119.7	2:27.217 (2)	89.67	1.916	09:16:35.342	
7 -	46.593	124.7	1:03.623	37.176	118.4	2:27.392 (3)	89.57	2.091	09:19:02.734	
8 -	45.367	125.2	1:02.737	37.197	118.9	2:25.301 (1)	90.86		09:21:28.035	

P7		12		Edward RENDELL		Honda - Banks Racing				
IDEAL LAP TIME : 2:25.390		BEST LAP TIME : 2:25.390		DIFFERENCE : 0.000						
LAP	SECTOR 1	SECTOR 2	SECTOR 3	LAP TIME	MPH	DIFF	TIME OF DAY			
1 -	OUTLAP	116.3	1:07.626	38.995	112.8				09:03:09.362	
2 -	47.480	117.5	1:04.120	37.810	113.5	2:29.410 (3)	88.36	4.020	09:05:38.772	
3 -	46.310	122.9	1:03.592	37.426	114.7	2:27.328 (2)	89.61	1.938	09:08:06.100	
4 -	46.228	118.7	1:03.383	IN PIT		2:32.520 P	86.56	7.130	09:10:38.620	
5 -	OUTLAP	120.2	1:03.589	37.584	114.1	8:27.540	26.01	6:02.150	09:19:06.160	
6 -	45.875	118.9	1:02.359	37.156	115.1	2:25.390 (1)	90.80		09:21:31.550	

P8		65		Josh OWENS		Honda - RCD Motorsport				
IDEAL LAP TIME : 2:25.695		BEST LAP TIME : 2:25.695		DIFFERENCE : 0.000						
LAP	SECTOR 1	SECTOR 2	SECTOR 3	LAP TIME	MPH	DIFF	TIME OF DAY			
1 -	OUTLAP	120.6	1:10.762	39.822	117.2				09:02:54.879	
2 -	48.896	123.3	1:06.668	39.043	116.1	2:34.607	85.39	8.912	09:05:29.486	
3 -	47.180	121.5	1:05.124	38.172	117.6	2:30.476	87.73	4.781	09:07:59.962	
4 -	47.449	120.0	1:03.773	37.560	118.4	2:28.782	88.73	3.087	09:10:28.744	
5 -	46.765	121.1	1:03.309	37.671	118.9	2:27.745	89.35	2.050	09:12:56.489	
6 -	46.542	123.3	1:03.274	37.293	117.6	2:27.109 (3)	89.74	1.414	09:15:23.598	
7 -	46.051	121.3	1:02.780	37.521	120.6	2:26.352 (2)	90.20	0.657	09:17:49.950	
8 -	45.912	122.2	1:02.519	37.264	118.0	2:25.695 (1)	90.61		09:20:15.645	

P9		26 M3		Jorel BOERBOOM		Suter Honda - RV Racing				
IDEAL LAP TIME : 2:25.808		BEST LAP TIME : 2:25.873		DIFFERENCE : 0.065						
LAP	SECTOR 1	SECTOR 2	SECTOR 3	LAP TIME	MPH	DIFF	TIME OF DAY			
1 -		125.9	1:07.915	44.131	116.3				09:02:51.863	
2 -	49.121	123.8	1:05.841	38.886	117.2	2:33.848	85.81	7.975	09:05:25.711	
3 -	48.000	122.6	1:05.752	38.255	118.7	2:32.007	86.85	6.134	09:07:57.718	
4 -	47.748	124.0	1:04.563	37.718	118.4	2:30.029	87.99	4.156	09:10:27.747	
5 -	46.719	123.3	1:03.949	37.389	119.3	2:28.057	89.17	2.184	09:12:55.804	
6 -	46.146	124.2	1:03.296	37.455	118.4	2:26.897 (3)	89.87	1.024	09:15:22.701	
7 -	45.773	124.7	1:03.360	37.060	119.5	2:26.193 (2)	90.30	0.320	09:17:48.894	
8 -	45.799	124.5	1:02.975	37.099	119.3	2:25.873 (1)	90.50		09:20:14.767	

P10		64		Asher DURHAM		Honda - SP125Racing.com				
IDEAL LAP TIME : 2:25.596		BEST LAP TIME : 2:25.944		DIFFERENCE : 0.348						
LAP	SECTOR 1	SECTOR 2	SECTOR 3	LAP TIME	MPH	DIFF	TIME OF DAY			
1 -	OUTLAP	124.7	1:08.520	38.723	116.8				09:02:48.101	
2 -	46.885	124.2	1:05.642	37.652	120.4	2:30.179	87.91	4.235	09:05:18.280	
3 -	46.081	124.0	1:04.512	39.100	117.6	2:29.693	88.19	3.749	09:07:47.973	
4 -	46.693	124.9	1:04.189	38.430	117.4	2:29.312	88.42	3.368	09:10:17.285	
5 -	46.242	122.4	1:04.005	36.964	118.7	2:27.211	89.68	1.267	09:12:44.496	
6 -	45.579	125.2	1:04.304	37.310	118.7	2:27.193	89.69	1.249	09:15:11.689	
7 -	45.890	122.9	1:03.615	37.170	118.2	2:26.675 (3)	90.01	0.731	09:17:38.364	
8 -	45.701	123.3	1:03.376	36.994	119.7	2:26.071 (2)	90.38	0.127	09:20:04.435	
9 -	45.299	125.4	1:03.724	36.921	120.0	2:25.944 (1)	90.46		09:22:30.379	

Weather / Track : Cloudy / Dry

Silverstone GP
Circuit Length = 3.6673 miles
Start: 09:00 Flag 09:20 End: 09:23

MCRCB BULLETIN TK002

2014 MCE British Superbike Championship - Round 11

2014 Motul British Motostar Championship

FREE PRACTICE 1 - SECTOR ANALYSIS

SECTOR 1 = FL to I1, SECTOR 2 = I1 to I2, SECTOR 3 = I2 to FL, DIFF = Difference To Personal Best Lap

P11 42 M3		James HOBSON		KTM - Two 4 Motorsport with RS Racing					
IDEAL LAP TIME : 2:28.539		BEST LAP TIME : 2:28.539		DIFFERENCE : 0.000					
LAP	SECTOR 1	SECTOR 2	SECTOR 3	LAP TIME	MPH	DIFF	TIME OF DAY		
1 -	OUTLAP	126.3	1:11.577	39.666	118.9		09:03:02.189		
2 -	48.316	126.3	1:07.130	38.859	121.1	2:34.305	09:05:36.494		
3 -	47.485	128.0	1:06.535	38.943	122.2	2:32.963	09:08:09.457		
4 -	46.809	128.5	1:07.174	40.006	120.8	2:33.989	09:10:43.446		
5 -	46.708	126.8	1:04.896	38.360	120.6	2:29.964 (3)	09:13:13.410		
6 -	48.319	108.0	1:16.993	41.797	117.6	2:47.109	09:16:00.519		
7 -	46.391	129.0	1:04.740	38.704	120.8	2:29.835 (2)	09:18:30.354		
8 -	46.125	129.3	1:04.256	38.158	121.7	2:28.539 (1)	09:20:58.893		

P12 127		Georgina POLDEN		Honda - RS Racing					
IDEAL LAP TIME : 2:28.826		BEST LAP TIME : 2:28.826		DIFFERENCE : 0.000					
LAP	SECTOR 1	SECTOR 2	SECTOR 3	LAP TIME	MPH	DIFF	TIME OF DAY		
1 -	OUTLAP	127.8	1:11.219	40.914	119.1		09:02:53.650		
2 -	49.606	126.1	1:09.811	39.782	121.1	2:39.199	09:05:32.849		
3 -	48.089	126.6	1:09.038	38.714	121.5	2:35.841	09:08:08.690		
4 -	47.479	126.1	1:07.823	39.532	122.4	2:34.834	09:10:43.524		
5 -	47.281	126.1	1:05.660	39.022	120.8	2:31.963 (3)	09:13:15.487		
6 -	47.496	124.7	1:15.852	42.031	119.1	2:45.379	09:16:00.866		
7 -	46.394	129.8	1:05.169	38.486	120.8	2:30.049 (2)	09:18:30.915		
8 -	46.171	127.0	1:04.568	38.087	122.4	2:28.826 (1)	09:20:59.741		

P13 43		Arnie SHELTON		Honda - e3 Motorsport with Shelton Racing					
IDEAL LAP TIME : 2:28.491		BEST LAP TIME : 2:29.251		DIFFERENCE : 0.760					
LAP	SECTOR 1	SECTOR 2	SECTOR 3	LAP TIME	MPH	DIFF	TIME OF DAY		
1 -	OUTLAP	119.4	1:10.653	42.307	110.7		09:03:14.594		
2 -	49.802	118.5	1:09.171	40.166	113.7	2:39.139	09:05:53.733		
3 -	47.924	120.9	1:07.347	40.290	114.1	2:35.561	09:08:29.294		
4 -	47.170	118.7	1:05.342	39.495	114.1	2:32.007	09:11:01.301		
5 -	47.552	119.6	1:05.277	39.402	114.9	2:32.231	09:13:33.532		
6 -	46.984	119.8	1:04.682	38.884	115.9	2:30.550 (3)	09:16:04.082		
7 -	46.832	120.4	1:04.028	38.480	116.6	2:29.340 (2)	09:18:33.422		
8 -	46.168	123.1	1:04.788	38.295	116.1	2:29.251 (1)	09:21:02.673		

P14 25 M3		Mike BROUWERS		Honda - Joma / Brouwers Racing Team					
IDEAL LAP TIME : 2:29.226		BEST LAP TIME : 2:29.570		DIFFERENCE : 0.344					
LAP	SECTOR 1	SECTOR 2	SECTOR 3	LAP TIME	MPH	DIFF	TIME OF DAY		
1 -	OUTLAP	81.7	1:23.020	IN PIT		P	09:04:18.629		
2 -	OUTLAP	102.1	1:10.284	40.176	108.3	4:02.882	09:08:21.511		
3 -	48.645	120.0	1:06.747	39.175	114.9	2:34.567	09:10:56.078		
4 -	47.318	121.1	1:05.076	39.161	116.1	2:31.555	09:13:27.633		
5 -	47.499	123.3	1:04.806	39.147	114.3	2:31.452 (3)	09:15:59.085		
6 -	46.744	120.4	1:04.955	38.348	115.7	2:30.047 (2)	09:18:29.132		
7 -	46.554	120.0	1:04.324	38.692	117.4	2:29.570 (1)	09:20:58.702		

P15 27 M3		Cat GREEN		Honda - Redline Racing					
IDEAL LAP TIME : 2:31.294		BEST LAP TIME : 2:31.559		DIFFERENCE : 0.265					
LAP	SECTOR 1	SECTOR 2	SECTOR 3	LAP TIME	MPH	DIFF	TIME OF DAY		
1 -	OUTLAP	119.4	1:14.016	40.232	113.1		09:03:03.798		
2 -	49.708	124.2	1:08.655	40.082	116.8	2:38.445	09:05:42.243		
3 -	48.608	124.9	1:07.387	39.606	115.9	2:35.601	09:08:17.844		
4 -	48.102	125.6	1:07.108	39.542	116.8	2:34.752 (3)	09:10:52.596		
5 -	48.135	124.2	1:07.457	39.188	115.5	2:34.780	09:13:27.376		
6 -	47.485	124.2	1:08.176	39.136	118.4	2:34.797	09:16:02.173		
7 -	46.819	127.0	1:06.775	39.295	117.6	2:32.889 (2)	09:18:35.062		
8 -	47.084	126.1	1:05.993	38.482	119.5	2:31.559 (1)	09:21:06.621		

Weather / Track : Cloudy / Dry

Silverstone GP

Circuit Length = 3.6673 miles

Start: 09:00 Flag 09:20 End: 09:23

MCRCB BULLETIN TK002

2014 MCE British Superbike Championship - Round 11

2014 Motul British Motostar Championship

FREE PRACTICE 1 - SECTOR ANALYSIS

SECTOR 1 = FL to I1, SECTOR 2 = I1 to I2, SECTOR 3 = I2 to FL, DIFF = Difference To Personal Best Lap

P16 19		Kai JOHNSON		Aprilia - Kinpac Racing				
IDEAL LAP TIME : 2:31.707		BEST LAP TIME : 2:31.707		DIFFERENCE : 0.000				
LAP	SECTOR 1	SECTOR 2	SECTOR 3	LAP TIME	MPH	DIFF	TIME OF DAY	
1 -	OUTLAP	120.0	1:11.877	41.028	112.4		09:02:56.341	
2 -	49.053	120.4	1:08.612	40.299	112.8	2:37.964	83.57	6.257 09:05:34.305
3 -	49.824	120.9	1:07.415	40.317	112.6	2:37.556	83.79	5.849 09:08:11.861
4 -	48.407	118.7	1:06.820	40.096	112.2	2:35.323	84.99	3.616 09:10:47.184
5 -	48.387	117.3	1:07.247	39.671	111.4	2:35.305 (3)	85.00	3.598 09:13:22.489
6 -	49.540	117.5	1:06.698	40.320	111.2	2:36.558	84.32	4.851 09:15:59.047
7 -	47.738	118.9	1:05.878	38.843	115.5	2:32.459 (2)	86.59	0.752 09:18:31.506
8 -	47.352	119.4	1:05.639	38.716	114.5	2:31.707 (1)	87.02	09:21:03.213

P17 47		Jake ARCHER		Honda - Jake Archer Racing				
IDEAL LAP TIME : 2:32.062		BEST LAP TIME : 2:32.142		DIFFERENCE : 0.080				
LAP	SECTOR 1	SECTOR 2	SECTOR 3	LAP TIME	MPH	DIFF	TIME OF DAY	
1 -	OUTLAP	120.2	1:11.380	40.754	114.5		09:02:56.445	
2 -	48.608	121.3	1:07.652	40.041	113.3	2:36.301	84.46	4.159 09:05:32.746
3 -	48.505	121.7	1:09.417	39.944	113.5	2:37.866	83.63	5.724 09:08:10.612
4 -	48.125	118.7	1:06.359	39.261	114.5	2:33.745 (3)	85.87	1.603 09:10:44.357
5 -	47.542	119.1	1:05.605	38.995	114.3	2:32.142 (1)	86.77	09:13:16.499
6 -	47.462	120.2	1:05.832	39.160	112.2	2:32.454 (2)	86.59	0.312 09:15:48.953
7 -	48.728	119.6	1:05.871	39.945	114.1	2:34.544	85.42	2.402 09:18:23.497
8 -	48.646	119.8	1:07.314	39.356	117.0	2:35.316	85.00	3.174 09:20:58.813

P18 142 M3		Brian SLOOTEN		Honda - Bakker Frames Holland				
IDEAL LAP TIME : 2:31.236		BEST LAP TIME : 2:32.151		DIFFERENCE : 0.915				
LAP	SECTOR 1	SECTOR 2	SECTOR 3	LAP TIME	MPH	DIFF	TIME OF DAY	
1 -	OUTLAP	122.2	1:10.543	39.031	116.1		09:02:48.505	
2 -	49.158	124.0	1:07.881	40.199	112.6	2:37.238	83.96	5.087 09:05:25.743
3 -	48.872	122.6	1:06.709	38.342	118.0	2:33.923	85.77	1.772 09:07:59.666
4 -	48.323	124.7	1:05.165	38.777	118.0	2:32.265 (2)	86.70	0.114 09:10:31.931
5 -	47.754	122.4	1:05.646	38.751	117.0	2:32.151 (1)	86.77	09:13:04.082
6 -	47.729	122.9	1:06.051	39.714	110.5	2:33.494 (3)	86.01	1.343 09:15:37.576
7 -	48.056	123.3	1:07.392	47.026	85.2	2:42.474	81.25	10.323 09:18:20.050
8 -	52.228	124.7	1:06.335	38.705	117.6	2:37.268	83.94	5.117 09:20:57.318

P19 16 M3		Edmund BEST		Honda - SymCirus Racing				
IDEAL LAP TIME : 2:32.979		BEST LAP TIME : 2:32.979		DIFFERENCE : 0.000				
LAP	SECTOR 1	SECTOR 2	SECTOR 3	LAP TIME	MPH	DIFF	TIME OF DAY	
1 -	OUTLAP	100.6	1:14.407	42.303	108.7		09:03:05.414	
2 -	52.946	121.3	1:10.048	42.374	112.0	2:45.368	79.83	12.389 09:05:50.782
3 -	50.412	118.3	1:08.615	40.505	115.9	2:39.532	82.75	6.553 09:08:30.314
4 -	49.175	120.0	1:08.360	39.451	116.3	2:36.986	84.09	4.007 09:11:07.300
5 -	49.360	120.2	1:08.677	40.035	115.7	2:38.072	83.52	5.093 09:13:45.372
6 -	48.854	120.0	1:07.685	39.438	117.6	2:35.977 (3)	84.64	2.998 09:16:21.349
7 -	48.956	120.6	1:07.042	39.227	117.2	2:35.225 (2)	85.05	2.246 09:18:56.574
8 -	48.076	120.2	1:06.562	38.341	118.0	2:32.979 (1)	86.30	09:21:29.553

P20 13 M3		Sam BURMAN		Honda - WNT / Burman Racing				
IDEAL LAP TIME : 2:33.388		BEST LAP TIME : 2:34.034		DIFFERENCE : 0.646				
LAP	SECTOR 1	SECTOR 2	SECTOR 3	LAP TIME	MPH	DIFF	TIME OF DAY	
1 -		122.2	1:09.568	41.212	113.9		09:02:48.212	
2 -	49.876	123.1	1:08.191	40.400	116.3	2:38.467	83.31	4.433 09:05:26.679
3 -	48.215	124.5	1:07.437	38.686	117.6	2:34.338 (2)	85.54	0.304 09:08:01.017
4 -	48.324	123.3	1:07.095	39.682	115.5	2:35.101 (3)	85.12	1.067 09:10:36.118
5 -	49.348	121.7	1:08.606	39.888	117.2	2:37.842	83.64	3.808 09:13:13.960
6 -	48.135	122.0	1:12.377	39.762	114.9	2:40.274	82.37	6.240 09:15:54.234
7 -	48.674	121.1	1:08.185	39.811	118.0	2:36.670	84.26	2.636 09:18:30.904
8 -	48.102	124.9	1:06.600	39.332	117.0	2:34.034 (1)	85.71	09:21:04.938

Silverstone GP

Circuit Length = 3.6673 miles

Start: 09:00 Flag 09:20 End: 09:23

Weather / Track : Cloudy / Dry

MCRCB BULLETIN TK002

2014 MCE British Superbike Championship - Round 11

2014 Motul British Motostar Championship

FREE PRACTICE 1 - SECTOR ANALYSIS

SECTOR 1 = FL to I1, SECTOR 2 = I1 to I2, SECTOR 3 = I2 to FL, DIFF = Difference To Personal Best Lap

P21 18		Paul DOBB		Honda - PDR			
IDEAL LAP TIME : 2:34.657		BEST LAP TIME : 2:34.657		DIFFERENCE : 0.000			
LAP	SECTOR 1	SECTOR 2	SECTOR 3	LAP TIME	MPH	DIFF	TIME OF DAY
1 -	OUTLAP	114.7	1:11.297	41.012	106.4		09:08:37.582
2 -	50.235	117.5	1:07.814	40.668	110.5	2:38.717	83.18 4.060 09:11:16.299
3 -	49.097	116.9	1:07.711	40.537	110.1	2:37.345	83.90 2.688 09:13:53.644
4 -	49.517	116.9	1:06.992	40.458	110.1	2:36.967 (3)	84.10 2.310 09:16:30.611
5 -	49.704	114.5	1:07.072	39.805	110.9	2:36.581 (2)	84.31 1.924 09:19:07.192
6 -	48.661	115.7	1:06.441	39.555	109.6	2:34.657 (1)	85.36 09:21:41.849

P22 79 M3		Chris TAYLOR		Honda - Elevator Saddles & Bridles			
IDEAL LAP TIME : 2:34.852		BEST LAP TIME : 2:35.095		DIFFERENCE : 0.243			
LAP	SECTOR 1	SECTOR 2	SECTOR 3	LAP TIME	MPH	DIFF	TIME OF DAY
1 -	OUTLAP	122.9	1:12.181	IN PIT		P	09:03:07.345
2 -	OUTLAP	121.3	1:09.680	41.004	114.9	3:37.210	60.78 1:02.115 09:06:44.555
3 -	49.412	122.4	1:08.654	40.432	115.9	2:38.498 (2)	83.29 3.403 09:09:23.053
4 -	52.074	109.6	1:13.406	40.519	109.6	2:45.999 (3)	79.53 10.904 09:12:09.052
5 -	48.273	122.0	1:07.262	IN PIT		2:43.548 P	80.72 8.453 09:14:52.600
6 -	OUTLAP	115.1	1:08.822	40.081	116.6	3:30.784	62.63 55.689 09:18:23.384
7 -	48.375	122.0	1:07.403	39.317	118.4	2:35.095 (1)	85.12 09:20:58.479

P23 10		Peter SUTHERLAND		Aprilia - Kinpac Racing			
IDEAL LAP TIME : 2:35.352		BEST LAP TIME : 2:35.352		DIFFERENCE : 0.000			
LAP	SECTOR 1	SECTOR 2	SECTOR 3	LAP TIME	MPH	DIFF	TIME OF DAY
1 -	OUTLAP	114.5	1:17.132	44.276	113.3		09:03:21.724
2 -	50.252	120.6	1:10.989	42.561	114.5	2:43.802	80.59 8.450 09:06:05.526
3 -	49.052	121.1	1:08.936	40.599	114.9	2:38.587	83.25 3.235 09:08:44.113
4 -	48.430	121.5	1:09.597	40.476	114.7	2:38.503	83.29 3.151 09:11:22.616
5 -	48.611	121.5	1:08.250	41.440	115.5	2:38.301	83.40 2.949 09:14:00.917
6 -	47.980	122.4	1:07.748	39.624	116.8	2:35.352 (1)	84.98 09:16:36.269
7 -	48.328	122.6	1:07.950	40.324	114.7	2:36.602 (2)	84.30 1.250 09:19:12.871
8 -	48.679	120.4	1:08.021	39.957	114.7	2:36.657 (3)	84.27 1.305 09:21:49.528

P24 124		Tasia RODINK		Honda - Promemo Racing			
IDEAL LAP TIME : 2:36.309		BEST LAP TIME : 2:36.309		DIFFERENCE : 0.000			
LAP	SECTOR 1	SECTOR 2	SECTOR 3	LAP TIME	MPH	DIFF	TIME OF DAY
1 -	OUTLAP	115.7	1:16.623	42.586	108.8		09:03:10.151
2 -	50.863	119.1	1:11.836	41.658	111.2	2:44.357	80.32 8.048 09:05:54.508
3 -	49.676	120.0	1:10.686	40.552	112.6	2:40.914	82.04 4.605 09:08:35.422
4 -	49.815	119.6	1:10.220	41.637	110.7	2:41.672	81.66 5.363 09:11:17.094
5 -	49.553	120.2	1:09.416	40.936	113.3	2:39.905	82.56 3.596 09:13:56.999
6 -	48.912	119.6	1:08.516	40.402	112.4	2:37.830 (2)	83.64 1.521 09:16:34.829
7 -	49.152	120.6	1:08.567	40.853	113.7	2:38.572 (3)	83.25 2.263 09:19:13.401
8 -	48.752	120.2	1:07.685	39.872	112.9	2:36.309 (1)	84.46 09:21:49.710

P25 90		Greg GREENWOOD		Luyten Honda - FPW Racing			
IDEAL LAP TIME : 2:35.658		BEST LAP TIME : 2:37.041		DIFFERENCE : 1.383			
LAP	SECTOR 1	SECTOR 2	SECTOR 3	LAP TIME	MPH	DIFF	TIME OF DAY
1 -	OUTLAP	121.7	1:11.927	41.365	117.0		09:02:54.807
2 -	50.137	122.0	1:10.796	39.997	116.3	2:40.930 (2)	82.03 3.889 09:05:35.737
3 -	49.271	123.5	1:08.110	39.660	116.8	2:37.041 (1)	84.06 09:08:12.778

P26 99		Miguel CORREIA-LOURENCO		Honda - Racing Team Noord Nederland			
IDEAL LAP TIME : 2:37.975		BEST LAP TIME : 2:38.063		DIFFERENCE : 0.088			
LAP	SECTOR 1	SECTOR 2	SECTOR 3	LAP TIME	MPH	DIFF	TIME OF DAY
1 -	OUTLAP	112.5	1:16.331	43.561	109.2		09:03:10.005
2 -	52.200	113.5	1:11.543	41.854	110.7	2:45.597	79.72 7.534 09:05:55.602

Weather / Track : Cloudy / Dry

Silverstone GP
Circuit Length = 3.6673 miles
Start: 09:00 Flag 09:20 End: 09:23

MCRCB BULLETIN TK002

2014 MCE British Superbike Championship - Round 11

2014 Motul British Motostar Championship

FREE PRACTICE 1 - SECTOR ANALYSIS

SECTOR 1 = FL to I1, SECTOR 2 = I1 to I2, SECTOR 3 = I2 to FL, DIFF = Difference To Personal Best Lap

3 -	51.495	113.5	1:10.997	41.230	111.8	2:43.722	80.63	5.659	09:08:39.324
4 -	49.896	114.1	1:08.824	40.712	112.0	2:39.432 (3)	82.80	1.369	09:11:18.756
5 -	49.557	114.5	1:08.510	40.500	112.9	2:38.567 (2)	83.26	0.504	09:13:57.323
6 -	49.542	114.7	1:08.044	40.477	112.0	2:38.063 (1)	83.52		09:16:35.386

P27	74	M3	Joe THOMPSON		Repli-Cast - Repli-Cast UK						
IDEAL LAP TIME : 2:38.354			BEST LAP TIME : 2:38.877		DIFFERENCE : 0.523						
LAP	SECTOR 1		SECTOR 2		SECTOR 3		LAP TIME	MPH	DIFF	TIME OF DAY	
1 -	OUTLAP	108.4	1:14.592		IN PIT			P		09:03:08.309	
2 -	OUTLAP	118.5	1:10.083		40.511	112.4	3:06.537	70.77	27.660	09:06:14.846	
3 -	50.017	122.0	1:09.106		40.115	114.7	2:39.238 (2)	82.90	0.361	09:08:54.084	
4 -	55.095	104.5	1:12.973		52.791	116.3	3:00.859	72.99	21.982	09:11:54.943	
5 -	49.133	121.7	1:09.382		40.362	115.9	2:38.877 (1)	83.09		09:14:33.820	
6 -	50.671	121.5	1:09.142		40.422	116.1	2:40.235 (3)	82.39	1.358	09:17:14.055	
7 -	1:04.534	70.2	1:34.826		IN PIT		3:40.207	P	59.95	1:01.330	09:20:54.262

P28	88	Wesley JONKER		Honda -							
IDEAL LAP TIME : 2:38.732			BEST LAP TIME : 2:40.629		DIFFERENCE : 1.897						
LAP	SECTOR 1		SECTOR 2		SECTOR 3		LAP TIME	MPH	DIFF	TIME OF DAY	
1 -	OUTLAP	124.2	1:10.103		40.704	112.8				09:02:51.027	
2 -	50.642	122.2	1:09.389		40.598	112.4	2:40.629 (1)	82.19		09:05:31.656	
3 -	49.046	120.9	1:09.088		IN PIT		2:47.220	P	78.95	6.591	09:08:18.876

P29	35	Elliot LODGE		Honda - SP125 / Spike Racing							
IDEAL LAP TIME : 2:35.899			BEST LAP TIME : 2:40.824		DIFFERENCE : 4.925						
LAP	SECTOR 1		SECTOR 2		SECTOR 3		LAP TIME	MPH	DIFF	TIME OF DAY	
1 -	OUTLAP	97.8	1:14.063		44.479	97.8				09:04:08.783	
2 -	53.711	104.3	1:10.419		41.978	105.9	2:46.108 (2)	79.48	5.284	09:06:54.891	
3 -	50.882	109.6	1:08.992		40.950	112.0	2:40.824 (1)	82.09		09:09:35.715	
4 -	48.710	116.5	1:06.239		IN PIT		2:41.056	P	81.97	0.232	09:12:16.771

P30	7	Jamie ASHBY		Honda - JPA Racing / SP125							
IDEAL LAP TIME : 2:46.025			BEST LAP TIME : 2:46.025		DIFFERENCE : 0.000						
LAP	SECTOR 1		SECTOR 2		SECTOR 3		LAP TIME	MPH	DIFF	TIME OF DAY	
1 -	OUTLAP	76.3	1:22.990		50.504	86.1				09:05:32.802	
2 -	58.934	91.5	1:17.318		48.037	91.5	3:04.289 (3)	71.63	18.264	09:08:37.091	
3 -	56.565	99.4	1:15.935		45.966	96.2	2:58.466 (2)	73.97	12.441	09:11:35.557	
4 -	55.037	103.0	1:14.537		IN PIT		3:03.115	P	72.09	17.090	09:14:38.672
5 -	OUTLAP	97.2	1:15.801		45.039	103.7	3:57.518	55.58	1:11.493	09:18:36.190	
6 -	52.325	114.5	1:11.230		42.470	110.9	2:46.025 (1)	79.52		09:21:22.215	

P31	100	Stephen CAMPBELL		Honda - Campbell Racing						
IDEAL LAP TIME : 2:49.154			BEST LAP TIME : 2:49.154		DIFFERENCE : 0.000					
LAP	SECTOR 1		SECTOR 2		SECTOR 3		LAP TIME	MPH	DIFF	TIME OF DAY
1 -	OUTLAP	94.5	1:30.595		51.926	87.4				09:04:29.088
2 -	1:04.354	93.2	1:23.787		50.711	94.4	3:18.852	66.39	29.698	09:07:47.940
3 -	1:01.928	103.4	1:22.396		46.860	101.6	3:11.184	69.05	22.030	09:10:59.124
4 -	58.179	105.1	1:19.084		46.471	107.9	3:03.734	71.85	14.580	09:14:02.858
5 -	55.346	113.7	1:15.876		43.822	108.8	2:55.044 (3)	75.42	5.890	09:16:57.902
6 -	54.406	112.5	1:13.264		44.176	107.9	2:51.846 (2)	76.82	2.692	09:19:49.748
7 -	53.113	112.9	1:12.582		43.459	110.3	2:49.154 (1)	78.04		09:22:38.902

P32	4	Louis VALLELEY		KTM - Century 21 / Cresswell Racing							
IDEAL LAP TIME : 2:50.270			BEST LAP TIME : 2:50.388		DIFFERENCE : 0.118						
LAP	SECTOR 1		SECTOR 2		SECTOR 3		LAP TIME	MPH	DIFF	TIME OF DAY	
1 -	OUTLAP	88.7	1:19.579		46.603	91.2				09:03:41.744	
2 -	58.656	90.4	1:16.770		44.680	95.8	3:00.106 (2)	73.30	9.718	09:06:41.850	
3 -	55.630	98.5	1:15.119		IN PIT		3:00.137	P	73.29	9.749	09:09:41.987

Weather / Track : Cloudy / Dry

Silverstone GP
Circuit Length = 3.6673 miles
Start: 09:00 Flag 09:20 End: 09:23

MCRCB BULLETIN TK002

2014 MCE British Superbike Championship - Round 11

2014 Motul British Motostar Championship

FREE PRACTICE 1 - SECTOR ANALYSIS

SECTOR 1 = FL to I1, SECTOR 2 = I1 to I2, SECTOR 3 = I2 to FL, DIFF = Difference To Personal Best Lap

4 -	OUTLAP	99.1	1:13.265	43.120	102.5	3:37.173	60.79	46.785	09:13:19.160
5 -	55.079	98.5	1:12.476	42.833	100.8	2:50.388 (1)	77.48		09:16:09.548
6 -	54.961	98.6	1:13.385	IN PIT		2:56.091 P	74.97	5.703	09:19:05.639

MCRCB BULLETIN TK003**2014 MCE British Superbike Championship - Round 11****2014 Motul British Motostar Championship****FREE PRACTICE 1 - BEST SPEEDS**

POS	SECTOR 1			SECTOR 2			FINISH LINE		
	NO	NAME	MPH	NO	NAME	MPH	NO	NAME	MPH
1	66	Joe IRVING	129.8				66	Joe IRVING	124.7
2	127	Georgina POLDEN	129.8				28	Bradley RAY	122.4
3	28	Bradley RAY	129.3				127	Georgina POLDEN	122.4
4	42	James HOBSON	129.3				42	James HOBSON	122.2
5	34	Jordan WEAVING	128.3				34	Jordan WEAVING	121.1
6	6	Taz TAYLOR	127.3				65	Josh OWENS	120.6
7	27	Cat GREEN	127.0				64	Asher DURHAM	120.4
8	86	Charlie NESBITT	126.3				36	Jayson URIBE	119.7
9	26	Jorel BOERBOOM	125.9				86	Charlie NESBITT	119.7
10	64	Asher DURHAM	125.4				26	Jorel BOERBOOM	119.5
11	36	Jayson URIBE	125.2				27	Cat GREEN	119.5
12	13	Sam BURMAN	124.9				6	Taz TAYLOR	119.3
13	142	Brian SLOOTEN	124.7				79	Chris TAYLOR	118.4
14	88	Wesley JONKER	124.2				13	Sam BURMAN	118.0
15	90	Greg GREENWOOD	123.5				142	Brian SLOOTEN	118.0
16	25	Mike BROUWERS	123.3				16	Edmund BEST	118.0
17	65	Josh OWENS	123.3				25	Mike BROUWERS	117.4
18	43	Arnie SHELTON	123.1				47	Jake ARCHER	117.0
19	12	Edward RENDELL	122.9				90	Greg GREENWOOD	117.0
20	79	Chris TAYLOR	122.9				10	Peter SUTHERLAND	116.8
21	10	Peter SUTHERLAND	122.6				43	Arnie SHELTON	116.6
22	74	Joe THOMPSON	122.0				74	Joe THOMPSON	116.3
23	47	Jake ARCHER	121.7				19	Kai JOHNSON	115.5
24	16	Edmund BEST	121.3				12	Edward RENDELL	115.1
25	19	Kai JOHNSON	120.9				124	Tasia RODINK	113.7
26	124	Tasia RODINK	120.6				99	Miguel CORREIA-LOURENCO	112.9
27	18	Paul DOBB	117.5				88	Wesley JONKER	112.8
28	35	Elliot LODGE	116.5				35	Elliot LODGE	112.0
29	99	Miguel CORREIA-LOURENCO	115.5				7	Jamie ASHBY	110.9
30	7	Jamie ASHBY	114.5				18	Paul DOBB	110.9
31	100	Stephen CAMPBELL	113.7				100	Stephen CAMPBELL	110.3
32	44	Jake BAYFORD	106.3				4	Louis VALLELEY	102.5
33	4	Louis VALLELEY	99.1						

Weather / Track : Cloudy / Dry

Results can be found at www.tsl-timing.com

Silverstone GP

Circuit Length = 3.6673 miles

Start: 09:00 Flag 09:20 End: 09:23

Printed - 09:31 Friday, 03 October 2014

MCRCB BULLETIN TK004

2014 MCE British Superbike Championship - Round 11

2014 Motul British Motostar Championship

FREE PRACTICE 1 - BEST SECTORS

SECTOR 1			SECTOR 2			SECTOR 3			IDEAL / BEST COMPARISON						
POS	NO	NAME	TIME	NO	NAME	TIME	NO	NAME	TIME	POS	NO	NAME	IDEAL	BEST	DIFF
1	28	RAY	44.556	28	RAY	1:00.761	28	RAY	35.857				PERFECT LAP	2:21.174	
2	66	IRVING	44.845	66	IRVING	1:00.960	66	IRVING	36.077	1	28	RAY	2:21.174	2:21.264	0.090
3	34	WEAVING	44.981	34	WEAVING	1:02.185	34	WEAVING	36.814	2	66	IRVING	2:21.882	2:21.882	0.000
4	6	TAYLOR	45.262	12	RENDELL	1:02.359	64	DURHAM	36.921	3	34	WEAVING	2:23.980	2:23.980	0.000
5	64	DURHAM	45.299	65	OWENS	1:02.519	6	TAYLOR	36.984	4	6	TAYLOR	2:25.031	2:25.099	0.068
6	36	URIBE	45.367	86	NESBITT	1:02.664	86	NESBITT	37.008	5	86	NESBITT	2:25.195	2:25.195	0.000
7	86	NESBITT	45.523	36	URIBE	1:02.737	26	BOERBOOM	37.060	6	36	URIBE	2:25.280	2:25.301	0.021
8	26	BOERBOOM	45.773	6	TAYLOR	1:02.785	12	RENDELL	37.156	7	12	RENDELL	2:25.390	2:25.390	0.000
9	12	RENDELL	45.875	26	BOERBOOM	1:02.975	36	URIBE	37.176	8	64	DURHAM	2:25.596	2:25.944	0.348
10	65	OWENS	45.912	64	DURHAM	1:03.376	65	OWENS	37.264	9	65	OWENS	2:25.695	2:25.695	0.000
11	42	HOBSON	46.125	43	SHELTON	1:04.028	127	POLDEN	38.087	10	26	BOERBOOM	2:25.808	2:25.873	0.065
12	43	SHELTON	46.168	42	HOBSON	1:04.256	42	HOBSON	38.158	11	43	SHELTON	2:28.491	2:29.251	0.760
13	127	POLDEN	46.171	25	BROUWERS	1:04.324	43	SHELTON	38.295	12	42	HOBSON	2:28.539	2:28.539	0.000
14	25	BROUWERS	46.554	127	POLDEN	1:04.568	16	BEST	38.341	13	127	POLDEN	2:28.826	2:28.826	0.000
15	27	GREEN	46.819	142	SLOOTEN	1:05.165	142	SLOOTEN	38.342	14	25	BROUWERS	2:29.226	2:29.570	0.344
16	19	JOHNSON	47.352	47	ARCHER	1:05.605	25	BROUWERS	38.348	15	142	SLOOTEN	2:31.236	2:32.151	0.915
17	47	ARCHER	47.462	19	JOHNSON	1:05.639	27	GREEN	38.482	16	27	GREEN	2:31.294	2:31.559	0.265
18	142	SLOOTEN	47.729	27	GREEN	1:05.993	13	BURMAN	38.686	17	19	JOHNSON	2:31.707	2:31.707	0.000
19	90	GREENWOOD	47.888	35	LODGE	1:06.239	19	JOHNSON	38.716	18	47	ARCHER	2:32.062	2:32.142	0.080
20	10	SUTHERLAND	47.980	18	DOBB	1:06.441	47	ARCHER	38.995	19	16	BEST	2:32.979	2:32.979	0.000
21	16	BEST	48.076	16	BEST	1:06.562	79	TAYLOR	39.317	20	13	BURMAN	2:33.388	2:34.034	0.646
22	13	BURMAN	48.102	13	BURMAN	1:06.600	18	DOBB	39.555	21	18	DOBB	2:34.657	2:34.657	0.000
23	79	TAYLOR	48.273	79	TAYLOR	1:07.262	10	SUTHERLAND	39.624	22	79	TAYLOR	2:34.852	2:35.095	0.243
24	18	DOBB	48.661	124	RODINK	1:07.685	90	GREENWOOD	39.660	23	10	SUTHERLAND	2:35.352	2:35.352	0.000
25	35	LODGE	48.710	10	SUTHERLAND	1:07.748	124	RODINK	39.872	24	90	GREENWOOD	2:35.658	2:37.041	1.383
26	124	RODINK	48.752	99	CORREIA-LOUREN	1:08.044	74	THOMPSON	40.115	25	35	LODGE	2:35.899	2:40.824	4.925
27	88	JONKER	49.046	90	GREENWOOD	1:08.110	99	CORREIA-LOUREN	40.477	26	124	RODINK	2:36.309	2:36.309	0.000
28	74	THOMPSON	49.133	88	JONKER	1:09.088	88	JONKER	40.598	27	99	CORREIA-LOURENC	2:37.975	2:38.063	0.088
29	99	CORREIA-LOUREN	49.454	74	THOMPSON	1:09.106	35	LODGE	40.950	28	74	THOMPSON	2:38.354	2:38.877	0.523
30	7	ASHBY	52.325	7	ASHBY	1:11.230	7	ASHBY	42.470	29	88	JONKER	2:38.732	2:40.629	1.897
31	100	CAMPBELL	53.113	4	VALLELEY	1:12.476	4	VALLELEY	42.833	30	7	ASHBY	2:46.025	2:46.025	0.000
32	4	VALLELEY	54.961	100	CAMPBELL	1:12.582	100	CAMPBELL	43.459	31	100	CAMPBELL	2:49.154	2:49.154	0.000
33										32	4	VALLELEY	2:50.270	2:50.388	0.118

Weather / Track : Cloudy / Dry

Results can be found at www.tsl-timing.com

Silverstone GP

Circuit Length = 3.6673 miles

Start: 09:00 Flag 09:20 End: 09:23

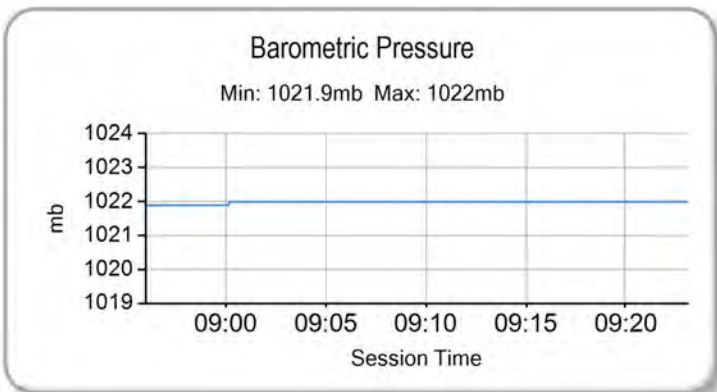
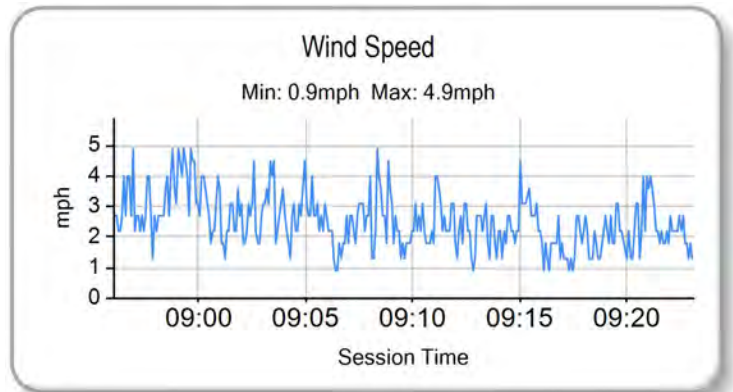
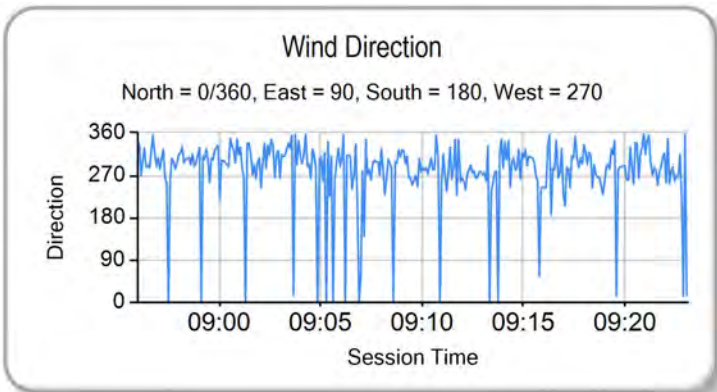
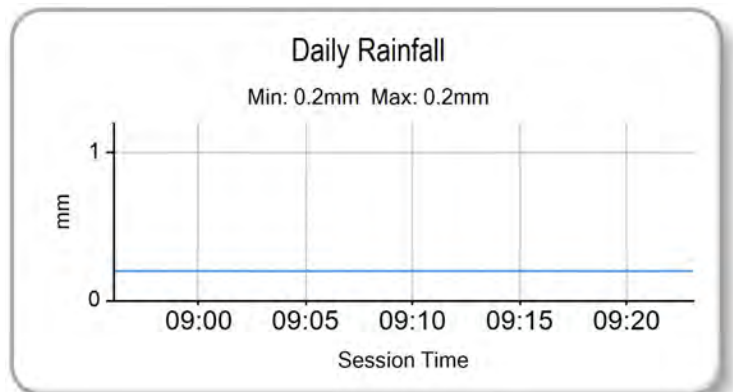
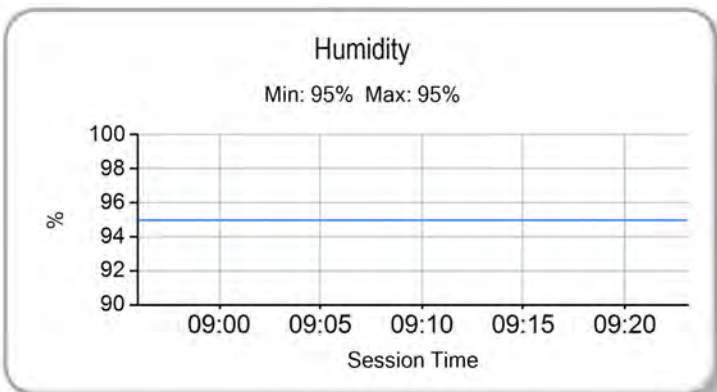
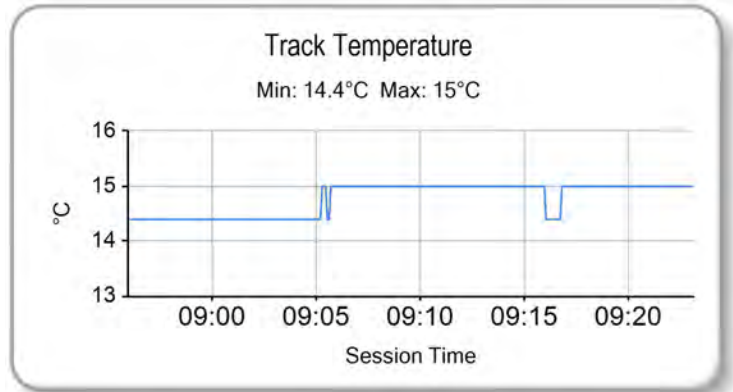
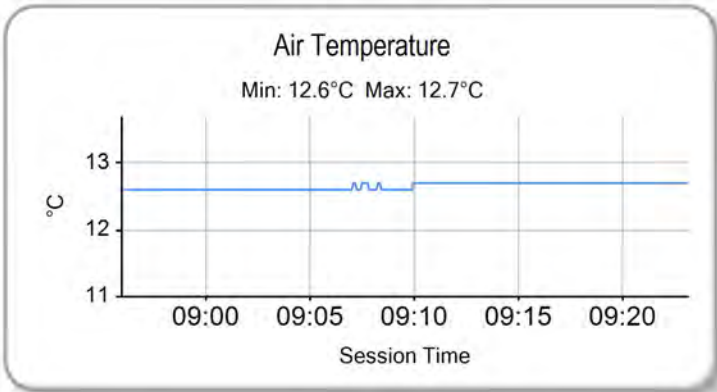
Printed - 09:31 Friday, 03 October 2014

MCRCB BULLETIN TK005

2014 MCE British Superbike Championship - Round 11

2014 Motul British Motostar Championship

FREE PRACTICE 1 - WEATHER CONDITIONS



Weather / Track : Cloudy / Dry

Results can be found at www.tsl-timing.com

Silverstone GP
Circuit Length = 3.6673 miles
Start: 09:00 Flag 09:20 End: 09:23

Printed - 09:32 Friday, 03 October 2014



POS	NO	CL	PIC NAME	ENTRY	TIME	ON	LAPS	GAP	DIFF	MPH
1	28		1 Bradley RAY	EE125 - FAB-Racing	2:19.042	5	8			94.95
2	66	M3	1 Joe IRVING	KTM - Redline KTM	2:19.825	8	8	0.783	0.783	94.42
3	34	M3	2 Jordan WEAVING	KTM - Jordan Racing / Burkert	2:21.102	4	9	2.060	1.277	93.56
4	86	M3	3 Charlie NESBITT	Repli-Cast - Repli-Cast UK	2:22.478	9	9	3.436	1.376	92.66
5	26	M3	4 Jorel BOERBOOM	Suter Honda - RV Racing	2:22.484	5	9	3.442	0.006	92.65
6	36	M3	5 Jayson URIBE	Honda - FPW Racing / RSR	2:22.846	5	6	3.804	0.362	92.42
7	6		2 Taz TAYLOR	Luyten Honda - FPW Racing / Hookless Holidays	2:22.854	3	5	3.812	0.008	92.41
8	12		3 Edward RENDELL	Honda - Banks Racing	2:22.933	7	8	3.891	0.079	92.36
9	64	M3	6 Asher DURHAM	Honda - SP125Racing.com	2:23.042	5	9	4.000	0.109	92.29
10	43		4 Arnie SHELTON	Honda - e3 Motorsport with Shelton Racing	2:24.043	9	9	5.001	1.001	91.65
11	65		5 Josh OWENS	Honda - RCD Motorsport	2:25.120	7	9	6.078	1.077	90.97
12	42	M3	7 James HOBSON	KTM - Two 4 Motorsport with RS Racing	2:25.419	9	9	6.377	0.299	90.78
13	142	M3	8 Brian SLOOTEN	Honda - Bakker Frames Holland	2:26.148	8	9	7.106	0.729	90.33
14	79	M3	9 Chris TAYLOR	Honda - Elevator Saddles & Bridles	2:26.297	8	9	7.255	0.149	90.24
15	25	M3	10 Mike BROUWERS	Honda - Joma / Brouwers Racing Team	2:26.381	8	8	7.339	0.084	90.19
16	127		6 Georgina POLDEN	Honda - RS Racing	2:26.412	3	7	7.370	0.031	90.17
17	47		7 Jake ARCHER	Honda - Jake Archer Racing	2:28.371	6	8	9.329	1.959	88.98
18	74	M3	11 Joe THOMPSON	Repli-Cast - Repli-Cast UK	2:28.954	8	8	9.912	0.583	88.63
19	90		8 Greg GREENWOOD	Luyten Honda - FPW Racing	2:29.426	8	8	10.384	0.472	88.35
20	27	M3	12 Cat GREEN	Honda - Redline Racing	2:29.433	8	8	10.391	0.007	88.34
21	35		9 Elliot LODGE	Honda - SP125 / Spike Racing	2:29.614	7	7	10.572	0.181	88.24
22	13	M3	13 Sam BURMAN	Honda - WNT / Burman Racing	2:29.825	3	8	10.783	0.211	88.11
23	16	M3	14 Edmund BEST	Honda - SymCirrus Racing	2:30.095	3	7	11.053	0.270	87.96
24	88		10 Wesley JONKER	Honda -	2:31.132	8	8	12.090	1.037	87.35
25	124		11 Tasia RODINK	Honda - Promemo Racing	2:31.375	7	8	12.333	0.243	87.21
26	18		12 Paul DOBB	Honda - PDR	2:32.304	5	7	13.262	0.929	86.68
27	44		13 Jake BAYFORD	Honda - SGR Racing	2:32.848	7	8	13.806	0.544	86.37

QUALIFYING LAPTIME (110.0% of 2:19.042) = 2:32.946

28	10		14 Peter SUTHERLAND	Aprilia - Kinpac Racing	2:33.057	2	6	14.015	0.209	86.25
29	99		15 Miguel CORREIA-LOURENCO	Honda - Racing Team Noord Nederland	2:34.674	5	6	15.632	1.617	85.35
30	4		16 Louis VALLELEY	KTM - Century 21 / Cresswell Racing	2:36.046	8	8	17.004	1.372	84.60
31	7		17 Jamie ASHBY	Honda - JPA Racing / SP125	2:37.359	6	7	18.317	1.313	83.89
32	100		18 Stephen CAMPBELL	Honda - Campbell Racing	2:41.146	4	6	22.104	3.787	81.92
33	19		19 Kai JOHNSON	Aprilia - Kinpac Racing			1			

Weather / Track : Bright / Dry

These results are provisional until the conclusion of any judicial and technical matters.

Silverstone GP

Circuit Length = 3.6673 miles

Start: 13:15 Flag 13:35 End: 13:37

Race Director :	Stewards :	Timekeeper :
-----------------	------------	--------------

Results can be found at www.britishsuperbike.com

Printed - 13:38 Friday, 03 October 2014



MCRCB BULLETIN TK032

2014 MCE British Superbike Championship - Round 11

2014 Motul British Motostar Championship

FREE PRACTICE 2 - SECTOR ANALYSIS

SECTOR 1 = FL to I1, SECTOR 2 = I1 to I2, SECTOR 3 = I2 to FL, DIFF = Difference To Personal Best Lap

P1 28		Bradley RAY		EE125 - FAB-Racing			
IDEAL LAP TIME : 2:18.935		BEST LAP TIME : 2:19.042		DIFFERENCE : 0.107			
LAP	SECTOR 1	SECTOR 2	SECTOR 3	LAP TIME	MPH	DIFF	TIME OF DAY
1 -	OUTLAP	129.3	1:02.848	37.026	120.0		13:17:33.970
2 -	45.031	125.9	1:00.929	35.745	121.3	2:21.705	93.16 2.663 13:19:55.675
3 -	43.793	129.0	1:00.356	36.251	123.3	2:20.400	94.03 1.358 13:22:16.075
4 -	43.923	126.1	1:00.255	35.460	119.5	2:19.638 (2)	94.54 0.596 13:24:35.713
5 -	43.759	125.6	59.754	35.529	119.3	2:19.042 (1)	94.95 13:26:54.755
6 -	45.182	110.0	1:04.355	IN PIT		2:33.739 P	85.87 14.697 13:29:28.494
7 -	OUTLAP	124.0	1:00.155	35.422	120.6	4:21.240	50.53 2:02.198 13:33:49.734
8 -	43.894	126.3	1:00.184	35.684	119.5	2:19.762 (3)	94.46 0.720 13:36:09.496

P2 66 M3		Joe IRVING		KTM - Redline KTM			
IDEAL LAP TIME : 2:19.674		BEST LAP TIME : 2:19.825		DIFFERENCE : 0.151			
LAP	SECTOR 1	SECTOR 2	SECTOR 3	LAP TIME	MPH	DIFF	TIME OF DAY
1 -	OUTLAP	129.5	1:01.572	35.688	123.3		13:17:25.348
2 -	44.369	128.0	1:00.714	35.614	123.1	2:20.697	93.83 0.872 13:19:46.045
3 -	44.277	127.8	1:00.428	35.633	123.6	2:20.338 (3)	94.07 0.513 13:22:06.383
4 -	43.997	128.3	1:00.412	35.570	122.6	2:19.979 (2)	94.31 0.154 13:24:26.362
5 -	47.863	110.9	1:05.992	35.617	123.8	2:29.472	88.32 9.647 13:26:55.834
6 -	44.184	128.5	1:00.804	IN PIT		2:31.544 P	87.11 11.719 13:29:27.378
7 -	OUTLAP	123.3	1:00.461	35.336	125.2	4:22.592	50.27 2:02.767 13:33:49.970
8 -	43.926	130.0	1:00.471	35.428	122.9	2:19.825 (1)	94.42 13:36:09.795

P3 34 M3		Jordan WEAVING		KTM - Jordan Racing / Burkert			
IDEAL LAP TIME : 2:21.092		BEST LAP TIME : 2:21.102		DIFFERENCE : 0.010			
LAP	SECTOR 1	SECTOR 2	SECTOR 3	LAP TIME	MPH	DIFF	TIME OF DAY
1 -	OUTLAP	112.7	1:04.470	36.909	119.1		13:17:49.028
2 -	45.080	125.9	1:02.791	36.837	117.8	2:24.708	91.23 3.606 13:20:13.736
3 -	44.765	126.1	1:01.580	36.309	120.4	2:22.654	92.54 1.552 13:22:36.390
4 -	44.309	128.8	1:00.611	36.182	121.3	2:21.102 (1)	93.56 13:24:57.492
5 -	44.299	128.5	1:02.130	36.539	119.5	2:22.968	92.34 1.866 13:27:20.460
6 -	47.012	115.3	1:02.473	36.632	120.0	2:26.117	90.35 5.015 13:29:46.577
7 -	44.568	125.9	1:01.213	36.445	119.3	2:22.226 (2)	92.82 1.124 13:32:08.803
8 -	44.945	124.5	1:01.066	36.490	119.7	2:22.501	92.64 1.399 13:34:31.304
9 -	44.644	125.6	1:01.228	36.564	119.5	2:22.436 (3)	92.69 1.334 13:36:53.740

P4 86 M3		Charlie NESBITT		Repli-Cast - Repli-Cast UK			
IDEAL LAP TIME : 2:22.206		BEST LAP TIME : 2:22.478		DIFFERENCE : 0.272			
LAP	SECTOR 1	SECTOR 2	SECTOR 3	LAP TIME	MPH	DIFF	TIME OF DAY
1 -	OUTLAP	124.0	1:04.793	37.272	118.7		13:17:40.122
2 -	45.814	126.3	1:02.547	36.368	118.9	2:24.729	91.22 2.251 13:20:04.851
3 -	45.962	125.9	1:02.985	36.973	117.6	2:25.920	90.47 3.442 13:22:30.771
4 -	45.729	123.8	1:02.285	37.099	117.6	2:25.113	90.98 2.635 13:24:55.884
5 -	45.529	127.8	1:02.725	36.419	120.8	2:24.673	91.25 2.195 13:27:20.557
6 -	45.891	121.7	1:01.527	36.868	116.3	2:24.286	91.50 1.808 13:29:44.843
7 -	45.490	123.1	1:02.238	36.276	121.1	2:24.004 (3)	91.68 1.526 13:32:08.847
8 -	45.249	125.6	1:01.042	36.245	120.8	2:22.536 (2)	92.62 0.058 13:34:31.383
9 -	44.991	125.4	1:00.970	36.517	118.7	2:22.478 (1)	92.66 13:36:53.861

P5 26 M3		Jorel BOERBOOM		Suter Honda - RV Racing			
IDEAL LAP TIME : 2:22.315		BEST LAP TIME : 2:22.484		DIFFERENCE : 0.169			
LAP	SECTOR 1	SECTOR 2	SECTOR 3	LAP TIME	MPH	DIFF	TIME OF DAY
1 -	OUTLAP	124.2	1:02.802	36.867	121.1		13:17:27.159
2 -	45.376	125.9	1:02.058	37.126	120.4	2:24.560	91.32 2.076 13:19:51.719
3 -	45.335	125.4	1:01.979	36.744	120.6	2:24.058	91.64 1.574 13:22:15.777
4 -	46.993	117.3	1:02.793	36.282	122.6	2:26.068	90.38 3.584 13:24:41.845
5 -	44.431	129.0	1:01.955	36.098	123.3	2:22.484 (1)	92.65 13:27:04.329
6 -	45.467	126.8	1:03.390	36.855	121.5	2:25.712	90.60 3.228 13:29:30.041

Silverstone GP

Circuit Length = 3.6673 miles

Start: 13:15 Flag 13:35 End: 13:37

Weather / Track : Bright / Dry

MCRCB BULLETIN TK032

2014 MCE British Superbike Championship - Round 11

2014 Motul British Motostar Championship

FREE PRACTICE 2 - SECTOR ANALYSIS

SECTOR 1 = FL to I1, SECTOR 2 = I1 to I2, SECTOR 3 = I2 to FL, DIFF = Difference To Personal Best Lap

7 -	45.216	124.7	1:02.030	36.386	121.3	2:23.632	91.91	1.148	13:31:53.673
8 -	44.944	127.8	1:01.786	36.476	120.2	2:23.206 (2)	92.19	0.722	13:34:16.879
9 -	44.957	124.9	1:01.993	36.376	119.5	2:23.326 (3)	92.11	0.842	13:36:40.205

P6	36 M3	Jayson URIBE			Honda - FPW Racing / RSR					
IDEAL LAP TIME : 2:22.655		BEST LAP TIME : 2:22.846			DIFFERENCE : 0.191					
LAP	SECTOR 1		SECTOR 2		SECTOR 3		LAP TIME	MPH	DIFF	TIME OF DAY
1 -	OUTLAP	121.7	1:02.808		36.970	118.2				13:17:26.272
2 -	45.508	124.0	1:01.741		36.770	118.0	2:24.019 (3)	91.67	1.173	13:19:50.291
3 -	44.925	124.5	1:01.445		36.615	118.7	2:22.985 (2)	92.33	0.139	13:22:13.276
4 -	49.411	124.2	1:01.940		36.767	118.7	2:28.118	89.13	5.272	13:24:41.394
5 -	44.595	127.0	1:01.563		36.688	118.7	2:22.846 (1)	92.42		13:27:04.240
6 -	45.082	124.2	1:04.245		IN PIT		2:34.147 P	85.64	11.301	13:29:38.387

P7	6	Taz TAYLOR			Luyten Honda - FPW Racing / Hookless Holidays					
IDEAL LAP TIME : 2:22.400		BEST LAP TIME : 2:22.854			DIFFERENCE : 0.454					
LAP	SECTOR 1		SECTOR 2		SECTOR 3		LAP TIME	MPH	DIFF	TIME OF DAY
1 -		125.4	1:04.108		37.171	119.1				13:17:30.264
2 -	45.363	124.5	1:02.326		36.702	119.3	2:24.391	91.43	1.537	13:19:54.655
3 -	44.833	124.7	1:01.353		36.668	120.2	2:22.854 (1)	92.41		13:22:17.509
4 -	45.101	124.9	1:01.848		36.282	118.4	2:23.231 (3)	92.17	0.377	13:24:40.740
5 -	44.765	123.3	1:01.770		36.688	113.7	2:23.223 (2)	92.18	0.369	13:27:03.963

P8	12	Edward RENDELL			Honda - Banks Racing					
IDEAL LAP TIME : 2:22.690		BEST LAP TIME : 2:22.933			DIFFERENCE : 0.243					
LAP	SECTOR 1		SECTOR 2		SECTOR 3		LAP TIME	MPH	DIFF	TIME OF DAY
1 -	OUTLAP	118.9	1:03.543		37.460	115.9				13:17:59.567
2 -	45.864	118.9	1:02.449		37.251	115.7	2:25.564	90.69	2.631	13:20:25.131
3 -	45.297	119.8	1:01.792		36.823	117.0	2:23.912 (3)	91.73	0.979	13:22:49.043
4 -	45.938	120.9	1:02.521		36.751	115.1	2:25.210	90.91	2.277	13:25:14.253
5 -	45.024	121.3	1:01.401		36.753	116.8	2:23.178 (2)	92.20	0.245	13:27:37.431
6 -	46.077	119.1	1:01.337		36.885	115.5	2:24.299	91.49	1.366	13:30:01.730
7 -	45.240	120.4	1:01.075		36.618	116.3	2:22.933 (1)	92.36		13:32:24.663
8 -	44.997	120.4	1:01.084		IN PIT		2:27.158 P	89.71	4.225	13:34:51.821

P9	64 M3	Asher DURHAM			Honda - SP125Racing.com					
IDEAL LAP TIME : 2:22.630		BEST LAP TIME : 2:23.042			DIFFERENCE : 0.412					
LAP	SECTOR 1		SECTOR 2		SECTOR 3		LAP TIME	MPH	DIFF	TIME OF DAY
1 -	OUTLAP	124.2	1:03.035		36.859	120.8				13:17:27.757
2 -	45.145	126.6	1:02.095		36.954	121.7	2:24.194	91.55	1.152	13:19:51.951
3 -	45.437	124.9	1:01.968		36.676	122.0	2:24.081	91.63	1.039	13:22:16.032
4 -	47.037	125.6	1:01.852		36.609	120.0	2:25.498	90.73	2.456	13:24:41.530
5 -	44.768	125.6	1:01.540		36.734	122.4	2:23.042 (1)	92.29		13:27:04.572
6 -	45.468	128.0	1:02.189		36.621	119.7	2:24.278	91.50	1.236	13:29:28.850
7 -	45.151	122.2	1:02.418		36.456	120.2	2:24.025 (3)	91.66	0.983	13:31:52.875
8 -	45.015	122.4	1:02.050		37.146	120.0	2:24.211	91.54	1.169	13:34:17.086
9 -	45.078	125.2	1:01.900		36.322	121.7	2:23.300 (2)	92.13	0.258	13:36:40.386

P10	43	Arnie SHELTON			Honda - e3 Motorsport with Shelton Racing					
IDEAL LAP TIME : 2:24.043		BEST LAP TIME : 2:24.043			DIFFERENCE : 0.000					
LAP	SECTOR 1		SECTOR 2		SECTOR 3		LAP TIME	MPH	DIFF	TIME OF DAY
1 -	OUTLAP	121.3	1:05.789		38.744	116.6				13:17:42.822
2 -	46.245	122.6	1:03.210		37.696	117.6	2:27.151	89.72	3.108	13:20:09.973
3 -	45.623	118.5	1:02.191		37.150	117.6	2:24.964 (2)	91.07	0.921	13:22:34.937
4 -	45.826	119.4	1:02.562		37.235	119.5	2:25.623	90.66	1.580	13:25:00.560
5 -	46.901	120.6	1:03.508		37.177	116.6	2:27.586	89.45	3.543	13:27:28.146
6 -	46.099	118.3	1:02.673		37.459	116.1	2:26.231	90.28	2.188	13:29:54.377
7 -	45.738	120.0	1:02.425		37.215	116.1	2:25.378	90.81	1.335	13:32:19.755
8 -	45.755	118.1	1:02.229		37.089	117.4	2:25.073 (3)	91.00	1.030	13:34:44.828

Silverstone GP

Circuit Length = 3.6673 miles

Start: 13:15 Flag 13:35 End: 13:37

Weather / Track : Bright / Dry

MCRCB BULLETIN TK032

2014 MCE British Superbike Championship - Round 11

2014 Motul British Motostar Championship

FREE PRACTICE 2 - SECTOR ANALYSIS

SECTOR 1 = FL to I1, SECTOR 2 = I1 to I2, SECTOR 3 = I2 to FL, DIFF = Difference To Personal Best Lap

9 - **45.431** 118.5 **1:01.764** **36.848** 117.0 **2:24.043 (1)** **91.65** **13:37:08.871**

P11 65		Josh OWENS		Honda - RCD Motorsport			
IDEAL LAP TIME : 2:24.973		BEST LAP TIME : 2:25.120		DIFFERENCE : 0.147			
LAP	SECTOR 1	SECTOR 2	SECTOR 3	LAP TIME	MPH	DIFF	TIME OF DAY
1 -	OUTLAP	121.5	1:04.181	38.414	118.4		13:17:34.217
2 -	45.999	121.5	1:02.785	37.565	115.7	2:26.349	90.21 1.229 13:20:00.566
3 -	46.432	118.5	1:02.605	37.338	116.1	2:26.375	90.19 1.255 13:22:26.941
4 -	45.901	118.1	1:02.315	37.154	116.1	2:25.370 (2)	90.81 0.250 13:24:52.311
5 -	46.390	115.7	1:07.352	37.403	118.9	2:31.145	87.34 6.025 13:27:23.456
6 -	46.295	120.4	1:02.296	37.263	116.3	2:25.854	90.51 0.734 13:29:49.310
7 -	45.627	121.3	1:02.270	37.223	116.1	2:25.120 (1)	90.97 13:32:14.430
8 -	45.999	117.3	1:02.484	37.232	115.9	2:25.715	90.60 0.595 13:34:40.145
9 -	46.064	118.9	1:02.192	37.234	116.1	2:25.490 (3)	90.74 0.370 13:37:05.635

P12 42 M3		James HOBSON		KTM - Two 4 Motorsport with RS Racing			
IDEAL LAP TIME : 2:25.311		BEST LAP TIME : 2:25.419		DIFFERENCE : 0.108			
LAP	SECTOR 1	SECTOR 2	SECTOR 3	LAP TIME	MPH	DIFF	TIME OF DAY
1 -	OUTLAP	128.5	1:05.938	38.151	121.1		13:17:32.606
2 -	46.552	129.0	1:04.682	37.741	122.0	2:28.975	88.62 3.556 13:20:01.581
3 -	45.795	128.3	1:03.256	37.570	121.7	2:26.621	90.04 1.202 13:22:28.202
4 -	45.650	127.0	1:03.545	39.307	122.2	2:28.502	88.90 3.083 13:24:56.704
5 -	45.755	129.5	1:03.336	37.291	122.6	2:26.382	90.19 0.963 13:27:23.086
6 -	45.821	128.5	1:03.827	37.315	123.1	2:26.963	89.83 1.544 13:29:50.049
7 -	45.728	127.3	1:03.006	37.080	122.0	2:25.814 (2)	90.54 0.395 13:32:15.863
8 -	45.406	127.8	1:03.383	37.277	122.2	2:26.066 (3)	90.38 0.647 13:34:41.929
9 -	45.250	127.3	1:02.981	37.188	122.6	2:25.419 (1)	90.78 13:37:07.348

P13 142 M3		Brian SLOOTEN		Honda - Bakker Frames Holland			
IDEAL LAP TIME : 2:25.938		BEST LAP TIME : 2:26.148		DIFFERENCE : 0.210			
LAP	SECTOR 1	SECTOR 2	SECTOR 3	LAP TIME	MPH	DIFF	TIME OF DAY
1 -	OUTLAP	125.9	1:06.113	38.332	122.0		13:17:34.306
2 -	47.085	128.5	1:04.351	38.377	118.7	2:29.813	88.12 3.665 13:20:04.119
3 -	46.194	127.8	1:03.676	37.499	118.7	2:27.369	89.58 1.221 13:22:31.488
4 -	47.068	124.2	1:03.824	37.318	118.2	2:28.210	89.07 2.062 13:24:59.698
5 -	47.102	124.5	1:04.320	37.264	120.8	2:28.686	88.79 2.538 13:27:28.384
6 -	46.360	127.0	1:03.223	37.520	119.3	2:27.103 (3)	89.74 0.955 13:29:55.487
7 -	46.207	126.3	1:02.829	37.495	117.8	2:26.531 (2)	90.09 0.383 13:32:22.018
8 -	46.297	126.8	1:02.936	36.915	118.7	2:26.148 (1)	90.33 13:34:48.166
9 -	46.254	124.9	1:03.558	37.579	116.6	2:27.391	89.57 1.243 13:37:15.557

P14 79 M3		Chris TAYLOR		Honda - Elevator Saddles & Bridles			
IDEAL LAP TIME : 2:26.043		BEST LAP TIME : 2:26.297		DIFFERENCE : 0.254			
LAP	SECTOR 1	SECTOR 2	SECTOR 3	LAP TIME	MPH	DIFF	TIME OF DAY
1 -	OUTLAP	123.5	1:06.030	38.453	120.0		13:17:33.964
2 -	46.374	127.0	1:05.256	37.996	118.0	2:29.626	88.23 3.329 13:20:03.590
3 -	46.576	123.5	1:04.359	37.538	119.1	2:28.473	88.92 2.176 13:22:32.063
4 -	46.525	126.6	1:04.308	37.561	118.4	2:28.394	88.96 2.097 13:25:00.457
5 -	46.325	123.5	1:03.875	37.640	119.3	2:27.840	89.30 1.543 13:27:28.297
6 -	45.983	126.1	1:03.562	37.424	118.4	2:26.969 (3)	89.83 0.672 13:29:55.266
7 -	46.573	126.8	1:03.196	37.365	118.9	2:27.134	89.73 0.837 13:32:22.400
8 -	45.869	122.2	1:03.259	37.169	119.1	2:26.297 (1)	90.24 13:34:48.697
9 -	45.678	120.9	1:03.398	37.724	117.2	2:26.800 (2)	89.93 0.503 13:37:15.497

P15 25 M3		Mike BROUWERS		Honda - Joma / Brouwers Racing Team			
IDEAL LAP TIME : 2:26.370		BEST LAP TIME : 2:26.381		DIFFERENCE : 0.011			
LAP	SECTOR 1	SECTOR 2	SECTOR 3	LAP TIME	MPH	DIFF	TIME OF DAY
1 -	OUTLAP	123.3	1:10.557	39.220	116.1		13:17:43.189
2 -	48.016	122.2	1:04.972	38.414	117.4	2:31.402	87.20 5.021 13:20:14.591

Weather / Track : Bright / Dry

Silverstone GP
Circuit Length = 3.6673 miles
Start: 13:15 Flag 13:35 End: 13:37

MCRCB BULLETIN TK032

2014 MCE British Superbike Championship - Round 11

2014 Motul British Motostar Championship

FREE PRACTICE 2 - SECTOR ANALYSIS

SECTOR 1 = FL to I1, SECTOR 2 = I1 to I2, SECTOR 3 = I2 to FL, DIFF = Difference To Personal Best Lap

3 -	47.112	122.4	1:04.265	37.758	115.5	2:29.135	88.52	2.754	13:22:43.726
4 -	45.944	121.5	1:03.833	37.958	115.3	2:27.735 (3)	89.36	1.354	13:25:11.461
5 -	46.079	121.7	1:03.431	37.390	117.2	2:26.900 (2)	89.87	0.519	13:27:38.361
6 -	46.171	123.8	1:39.483	IN PIT		3:13.456 P	68.24	47.075	13:30:51.817
7 -	OUTLAP	111.8	1:04.562	37.423	117.8	3:50.615	57.24	1:24.234	13:34:42.432
8 -	45.907	121.5	1:03.073	37.401	117.4	2:26.381 (1)	90.19		13:37:08.813

P16 127		Georgina POLDEN			Honda - RS Racing				
IDEAL LAP TIME : 2:26.021		BEST LAP TIME : 2:26.412			DIFFERENCE : 0.391				
LAP	SECTOR 1	SECTOR 2	SECTOR 3	LAP TIME	MPH	DIFF	TIME OF DAY		
1 -		128.0	1:05.771	37.721	123.1				13:17:32.974
2 -	46.515	127.8	1:04.992	37.682	122.4	2:29.189	88.49	2.777	13:20:02.163
3 -	45.761	127.0	1:03.240	37.411	122.4	2:26.412 (1)	90.17		13:22:28.575
4 -	45.490	128.8	1:03.725	37.798	120.6	2:27.013 (3)	89.80	0.601	13:24:55.588
5 -	45.754	126.3	1:03.528	37.459	122.4	2:26.741 (2)	89.97	0.329	13:27:22.329
6 -	46.193	125.6	1:03.120	37.898	122.6	2:27.211	89.68	0.799	13:29:49.540
7 -	48.184	90.6	1:19.506	IN PIT		2:58.491 P	73.96	32.079	13:32:48.031

P17 47		Jake ARCHER			Honda - Jake Archer Racing				
IDEAL LAP TIME : 2:28.326		BEST LAP TIME : 2:28.371			DIFFERENCE : 0.045				
LAP	SECTOR 1	SECTOR 2	SECTOR 3	LAP TIME	MPH	DIFF	TIME OF DAY		
1 -	OUTLAP	118.3	1:07.289	38.884	115.3				13:17:38.796
2 -	47.253	121.7	1:05.283	39.095	116.8	2:31.631	87.06	3.260	13:20:10.427
3 -	46.659	120.6	1:04.625	38.218	115.3	2:29.502	88.30	1.131	13:22:39.929
4 -	46.465	121.7	1:04.166	38.418	113.3	2:29.049 (2)	88.57	0.678	13:25:08.978
5 -	47.067	118.7	1:04.329	38.167	118.4	2:29.563	88.27	1.192	13:27:38.541
6 -	46.214	123.8	1:03.945	38.212	113.7	2:28.371 (1)	88.98		13:30:06.912
7 -	46.907	118.7	1:04.218	38.633	113.9	2:29.758	88.15	1.387	13:32:36.670
8 -	46.974	118.1	1:04.280	38.219	113.9	2:29.473 (3)	88.32	1.102	13:35:06.143

P18 74 M3		Joe THOMPSON			Repli-Cast - Repli-Cast UK				
IDEAL LAP TIME : 2:28.912		BEST LAP TIME : 2:28.954			DIFFERENCE : 0.042				
LAP	SECTOR 1	SECTOR 2	SECTOR 3	LAP TIME	MPH	DIFF	TIME OF DAY		
1 -	OUTLAP	122.4	1:07.626	39.370	118.4				13:17:38.354
2 -	47.432	123.5	1:05.044	38.680	117.4	2:31.156	87.34	2.202	13:20:09.510
3 -	47.082	121.7	1:04.744	38.089	117.2	2:29.915 (2)	88.06	0.961	13:22:39.425
4 -	46.627	123.1	1:13.983	41.403	116.3	2:42.013	81.48	13.059	13:25:21.438
5 -	47.011	123.8	1:05.157	37.983	120.2	2:30.151 (3)	87.92	1.197	13:27:51.589
6 -	54.230	63.4	1:21.536	IN PIT		3:01.716 P	72.65	32.762	13:30:53.305
7 -	OUTLAP	122.0	1:21.899	41.357	118.9	3:24.367	64.60	55.413	13:34:17.672
8 -	46.529	122.9	1:04.400	38.025	116.8	2:28.954 (1)	88.63		13:36:46.626

P19 90		Greg GREENWOOD			Luyten Honda - FPW Racing				
IDEAL LAP TIME : 2:29.264		BEST LAP TIME : 2:29.426			DIFFERENCE : 0.162				
LAP	SECTOR 1	SECTOR 2	SECTOR 3	LAP TIME	MPH	DIFF	TIME OF DAY		
1 -	OUTLAP	121.7	1:07.501	40.437	116.8				13:17:39.555
2 -	47.777	121.7	1:06.294	40.084	116.1	2:34.155	85.64	4.729	13:20:13.710
3 -	47.787	120.2	1:05.991	39.082	115.7	2:32.860	86.36	3.434	13:22:46.570
4 -	47.397	122.4	1:06.618	38.787	117.6	2:32.802	86.40	3.376	13:25:19.372
5 -	47.296	120.9	1:06.258	38.527	116.8	2:32.081	86.81	2.655	13:27:51.453
6 -	47.281	122.2	1:05.492	38.684	114.7	2:31.457 (3)	87.16	2.031	13:30:22.910
7 -	46.847	121.3	1:04.715	38.296	116.8	2:29.858 (2)	88.09	0.432	13:32:52.768
8 -	47.009	120.0	1:04.425	37.992	117.0	2:29.426 (1)	88.35		13:35:22.194

P20 27 M3		Cat GREEN			Honda - Redline Racing				
IDEAL LAP TIME : 2:29.054		BEST LAP TIME : 2:29.433			DIFFERENCE : 0.379				
LAP	SECTOR 1	SECTOR 2	SECTOR 3	LAP TIME	MPH	DIFF	TIME OF DAY		
1 -	OUTLAP	123.5	1:08.248	39.230	118.2				13:17:40.317
2 -	47.405	128.3	1:06.822	39.458	120.8	2:33.685	85.90	4.252	13:20:14.002

Weather / Track : Bright / Dry

Silverstone GP

Circuit Length = 3.6673 miles

Start: 13:15 Flag 13:35 End: 13:37

MCRCB BULLETIN TK032

2014 MCE British Superbike Championship - Round 11

2014 Motul British Motostar Championship

FREE PRACTICE 2 - SECTOR ANALYSIS

SECTOR 1 = FL to I1, SECTOR 2 = I1 to I2, SECTOR 3 = I2 to FL, DIFF = Difference To Personal Best Lap

3 -	47.912	123.5	1:07.397	38.388	120.8	2:33.697	85.89	4.264	13:22:47.699
4 -	47.079	127.3	1:06.577	38.220	121.3	2:31.876	86.92	2.443	13:25:19.575
5 -	46.928	127.3	1:05.925	38.155	119.5	2:31.008 (3)	87.42	1.575	13:27:50.583
6 -	47.301	124.9	1:05.665	38.518	118.2	2:31.484	87.15	2.051	13:30:22.067
7 -	46.566	124.5	1:05.043	37.927	119.1	2:29.536 (2)	88.28	0.103	13:32:51.603
8 -	46.599	124.7	1:04.561	38.273	118.7	2:29.433 (1)	88.34		13:35:21.036

P21 35		Elliot LODGE			Honda - SP125 / Spike Racing				
IDEAL LAP TIME : 2:28.966		BEST LAP TIME : 2:29.614			DIFFERENCE : 0.648				
LAP	SECTOR 1	SECTOR 2	SECTOR 3	LAP TIME	MPH	DIFF	TIME OF DAY		
1 -	OUTLAP	118.1	1:06.159	IN PIT				P	13:17:42.374
2 -	OUTLAP	118.9	1:04.420	38.124	115.5	5:04.600	43.34	2:34.986	13:22:46.974
3 -	47.102	120.9	1:05.572	38.226	113.1	2:30.900 (2)	87.49	1.286	13:25:17.874
4 -	46.852	118.3	1:04.547	IN PIT		2:34.486 P	85.46	4.872	13:27:52.360
5 -	OUTLAP	111.4	1:06.389	IN PIT		3:27.480 P	63.63	57.866	13:31:19.840
6 -	OUTLAP	116.7	1:04.450	38.164	114.3	3:09.305	69.74	39.691	13:34:29.145
7 -	47.500	119.8	1:04.005	38.109	113.7	2:29.614 (1)	88.24		13:36:58.759

P22 13 M3		Sam BURMAN			Honda - WNT / Burman Racing				
IDEAL LAP TIME : 2:29.522		BEST LAP TIME : 2:29.825			DIFFERENCE : 0.303				
LAP	SECTOR 1	SECTOR 2	SECTOR 3	LAP TIME	MPH	DIFF	TIME OF DAY		
1 -		125.2	1:07.052	38.828	119.1				13:17:33.886
2 -	47.326	126.1	1:05.190	38.199	120.4	2:30.715	87.59	0.890	13:20:04.601
3 -	46.947	125.6	1:04.658	38.220	118.0	2:29.825 (1)	88.11		13:22:34.426
4 -	47.313	125.6	1:05.183	38.468	117.4	2:30.964	87.45	1.139	13:25:05.390
5 -	47.222	124.2	1:05.581	38.727	117.4	2:31.530	87.12	1.705	13:27:36.920
6 -	47.049	124.5	1:05.137	38.433	118.4	2:30.619 (3)	87.65	0.794	13:30:07.539
7 -	47.024	123.5	1:04.544	38.272	118.2	2:29.840 (2)	88.10	0.015	13:32:37.379
8 -	46.779	124.5	1:05.010	38.831	117.6	2:30.620	87.65	0.795	13:35:07.999

P23 16 M3		Edmund BEST			Honda - SymCirus Racing				
IDEAL LAP TIME : 2:29.759		BEST LAP TIME : 2:30.095			DIFFERENCE : 0.336				
LAP	SECTOR 1	SECTOR 2	SECTOR 3	LAP TIME	MPH	DIFF	TIME OF DAY		
1 -	OUTLAP	120.6	1:08.520	38.918	117.4				13:17:44.820
2 -	47.416	122.4	1:05.508	37.783	119.1	2:30.707 (3)	87.60	0.612	13:20:15.527
3 -	47.016	124.9	1:05.064	38.015	117.8	2:30.095 (1)	87.96		13:22:45.622
4 -	47.340	121.5	1:07.360	38.659	117.8	2:33.359	86.08	3.264	13:25:18.981
5 -	46.912	121.3	1:05.259	38.138	117.0	2:30.309 (2)	87.83	0.214	13:27:49.290
6 -	47.827	119.4	1:14.883	IN PIT		2:52.293 P	76.62	22.198	13:30:41.583
7 -	OUTLAP	117.1	1:07.757	39.452	118.0	4:27.113	49.42	1:57.018	13:35:08.696

P24 88		Wesley JONKER			Honda -				
IDEAL LAP TIME : 2:31.132		BEST LAP TIME : 2:31.132			DIFFERENCE : 0.000				
LAP	SECTOR 1	SECTOR 2	SECTOR 3	LAP TIME	MPH	DIFF	TIME OF DAY		
1 -	OUTLAP	122.2	1:10.424	41.010	113.9				13:17:51.771
2 -	48.479	121.5	1:10.222	41.816	113.9	2:40.517	82.24	9.385	13:20:32.288
3 -	48.839	121.1	1:08.215	39.749	114.3	2:36.803	84.19	5.671	13:23:09.091
4 -	47.848	120.6	1:07.228	39.913	114.5	2:34.989	85.18	3.857	13:25:44.080
5 -	47.175	121.1	1:06.652	39.093	115.3	2:32.920 (3)	86.33	1.788	13:28:17.000
6 -	47.361	121.1	1:06.640	39.093	113.9	2:33.094	86.23	1.962	13:30:50.094
7 -	47.082	120.4	1:06.055	39.395	114.9	2:32.532 (2)	86.55	1.400	13:33:22.626
8 -	47.002	120.4	1:05.444	38.686	114.3	2:31.132 (1)	87.35		13:35:53.758

P25 124		Tasia RODINK			Honda - Promemo Racing				
IDEAL LAP TIME : 2:31.352		BEST LAP TIME : 2:31.375			DIFFERENCE : 0.023				
LAP	SECTOR 1	SECTOR 2	SECTOR 3	LAP TIME	MPH	DIFF	TIME OF DAY		
1 -	OUTLAP	80.7	1:14.079	42.514	102.9				13:18:08.926
2 -	50.887	103.2	1:08.991	40.108	111.8	2:39.986	82.52	8.611	13:20:48.912
3 -	48.268	120.9	1:06.224	38.817	113.9	2:33.309	86.11	1.934	13:23:22.221

Weather / Track : Bright / Dry

Silverstone GP

Circuit Length = 3.6673 miles

Start: 13:15 Flag 13:35 End: 13:37

MCRCB BULLETIN TK032

2014 MCE British Superbike Championship - Round 11

2014 Motul British Motostar Championship

FREE PRACTICE 2 - SECTOR ANALYSIS

SECTOR 1 = FL to I1, SECTOR 2 = I1 to I2, SECTOR 3 = I2 to FL, DIFF = Difference To Personal Best Lap

4 -	48.001	120.9	1:06.276	39.113	113.9	2:33.390	86.07	2.015	13:25:55.611
5 -	47.981	121.3	1:05.189	39.057	113.7	2:32.227 (2)	86.72	0.852	13:28:27.838
6 -	47.910	121.1	1:07.863	38.710	113.1	2:34.483	85.46	3.108	13:31:02.321
7 -	47.626	119.8	1:05.212	38.537	112.4	2:31.375 (1)	87.21		13:33:33.696
8 -	48.060	119.6	1:05.651	38.580	112.9	2:32.291 (3)	86.69	0.916	13:36:05.987

P26 18 Paul DOBB		Honda - PDR							
IDEAL LAP TIME : 2:32.136		BEST LAP TIME : 2:32.304		DIFFERENCE : 0.168					
LAP	SECTOR 1	SECTOR 2	SECTOR 3	LAP TIME	MPH	DIFF	TIME OF DAY		
1 -	OUTLAP	116.7	1:06.806	40.379	111.2				13:17:39.723
2 -	48.197	118.7	1:06.506	40.227	113.3	2:34.930	85.21	2.626	13:20:14.653
3 -	48.277	118.7	1:06.575	38.970	112.8	2:33.822	85.82	1.518	13:22:48.475
4 -	48.504	116.5	1:05.283	39.099	112.6	2:32.886 (2)	86.35	0.582	13:25:21.361
5 -	47.883	119.4	1:05.330	39.091	112.2	2:32.304 (1)	86.68		13:27:53.665
6 -	48.076	118.7	1:05.863	39.343	111.4	2:33.282 (3)	86.13	0.978	13:30:26.947
7 -	49.034	114.9	1:06.433	IN PIT		2:46.298 P	79.38	13.994	13:33:13.245

P27 44 Jake BAYFORD		Honda - SGR Racing							
IDEAL LAP TIME : 2:32.848		BEST LAP TIME : 2:32.848		DIFFERENCE : 0.000					
LAP	SECTOR 1	SECTOR 2	SECTOR 3	LAP TIME	MPH	DIFF	TIME OF DAY		
1 -	OUTLAP	94.2	1:13.167	IN PIT			P		13:17:59.733
2 -	OUTLAP	111.2	1:08.420	41.101	108.7	3:36.152	61.07	1:03.304	13:21:35.885
3 -	49.605	112.4	1:08.009	39.547	110.5	2:37.161	84.00	4.313	13:24:13.046
4 -	49.347	113.5	1:06.638	39.877	111.4	2:35.862	84.70	3.014	13:26:48.908
5 -	54.286	67.0	1:15.559	51.757	113.3	3:01.602	72.69	28.754	13:29:50.510
6 -	48.410	115.9	1:06.834	39.013	112.4	2:34.257 (3)	85.58	1.409	13:32:24.767
7 -	47.783	115.1	1:06.290	38.775	113.3	2:32.848 (1)	86.37		13:34:57.615
8 -	48.246	114.7	1:06.293	38.936	109.2	2:33.475 (2)	86.02	0.627	13:37:31.090

P28 10 Peter SUTHERLAND		Aprilia - Kinpac Racing							
IDEAL LAP TIME : 2:32.485		BEST LAP TIME : 2:33.057		DIFFERENCE : 0.572					
LAP	SECTOR 1	SECTOR 2	SECTOR 3	LAP TIME	MPH	DIFF	TIME OF DAY		
1 -	OUTLAP	124.2	1:07.640	39.017	118.2				13:17:40.851
2 -	47.021	126.6	1:06.469	39.567	119.5	2:33.057 (1)	86.25		13:20:13.908
3 -	47.910	122.9	1:09.735	39.593	112.8	2:37.238 (3)	83.96	4.181	13:22:51.146
4 -	47.884	121.7	1:06.794	38.995	116.6	2:33.673 (2)	85.91	0.616	13:25:24.819
5 -	47.393	121.7	1:09.414	IN PIT		2:47.103 P	79.00	14.046	13:28:11.922
6 -	OUTLAP	117.9	1:07.189	39.320	115.7	7:46.861	28.27	5:13.804	13:35:58.783

P29 99 Miguel CORREIA-LOURENCO		Honda - Racing Team Noord Nederland							
IDEAL LAP TIME : 2:34.561		BEST LAP TIME : 2:34.674		DIFFERENCE : 0.113					
LAP	SECTOR 1	SECTOR 2	SECTOR 3	LAP TIME	MPH	DIFF	TIME OF DAY		
1 -	OUTLAP	114.7	1:12.838	41.008	111.6				13:17:56.661
2 -	50.299	112.9	1:08.820	39.802	112.8	2:38.921	83.07	4.247	13:20:35.582
3 -	49.801	113.1	1:07.267	39.975	112.4	2:37.043 (3)	84.06	2.369	13:23:12.625
4 -	48.655	114.5	1:06.836	39.546	111.6	2:35.037 (2)	85.15	0.363	13:25:47.662
5 -	48.684	114.1	1:06.360	39.630	111.8	2:34.674 (1)	85.35		13:28:22.336
6 -	49.032	109.6	1:12.424	IN PIT		2:52.709 P	76.44	18.035	13:31:15.045

P30 4 Louis VALLELEY		KTM - Century 21 / Cresswell Racing							
IDEAL LAP TIME : 2:35.716		BEST LAP TIME : 2:36.046		DIFFERENCE : 0.330					
LAP	SECTOR 1	SECTOR 2	SECTOR 3	LAP TIME	MPH	DIFF	TIME OF DAY		
1 -	OUTLAP	104.0	1:10.280	40.966	111.6				13:17:57.518
2 -	49.422	117.9	1:08.392	IN PIT		2:44.259 P	80.37	8.213	13:20:41.777
3 -	OUTLAP	113.7	1:08.486	40.831	112.0	3:15.044	67.68	38.998	13:23:56.821
4 -	49.359	112.5	1:07.487	40.948	111.0	2:37.794	83.66	1.748	13:26:34.615
5 -	49.221	113.1	1:07.451	40.094	112.2	2:36.766 (3)	84.21	0.720	13:29:11.381
6 -	49.195	113.3	1:07.080	40.251	112.2	2:36.526 (2)	84.34	0.480	13:31:47.907
7 -	50.756	112.4	1:06.928	40.036	111.4	2:37.720	83.70	1.674	13:34:25.627

Silverstone GP

Circuit Length = 3.6673 miles

Start: 13:15 Flag 13:35 End: 13:37

Weather / Track : Bright / Dry

MCRCB BULLETIN TK032

2014 MCE British Superbike Championship - Round 11

2014 Motul British Motostar Championship

FREE PRACTICE 2 - SECTOR ANALYSIS

SECTOR 1 = FL to I1, SECTOR 2 = I1 to I2, SECTOR 3 = I2 to FL, DIFF = Difference To Personal Best Lap

8 - 49.525 111.8 **1:06.896** **39.625** 111.6 **2:36.046 (1)** **84.60** **13:37:01.673**

P31 7		Jamie ASHBY		Honda - JPA Racing / SP125			
IDEAL LAP TIME : 2:37.359		BEST LAP TIME : 2:37.359		DIFFERENCE : 0.000			
LAP	SECTOR 1	SECTOR 2	SECTOR 3	LAP TIME	MPH	DIFF	TIME OF DAY
1 -	OUTLAP	112.2	1:12.497	42.431	112.2		13:18:08.088
2 -	49.813	116.3	1:09.233	41.605	112.8	2:40.651	82.18 3.292 13:20:48.739
3 -	49.791	117.3	1:08.643	40.899	112.6	2:39.333 (3)	82.86 1.974 13:23:28.072
4 -	49.457	116.3	1:08.639	IN PIT		2:45.996 P	79.53 8.637 13:26:14.068
5 -	OUTLAP	113.5	1:09.672	41.435	112.0	4:52.305	45.16 2:14.946 13:31:06.373
6 -	49.402	115.7	1:07.625	40.332	112.4	2:37.359 (1)	83.89 13:33:43.732
7 -	49.454	114.9	1:08.155	40.475	111.8	2:38.084 (2)	83.51 0.725 13:36:21.816

P32 100		Stephen CAMPBELL		Honda - Campbell Racing			
IDEAL LAP TIME : 2:40.354		BEST LAP TIME : 2:41.146		DIFFERENCE : 0.792			
LAP	SECTOR 1	SECTOR 2	SECTOR 3	LAP TIME	MPH	DIFF	TIME OF DAY
1 -	OUTLAP	113.5	1:16.194	43.579	109.7		13:18:09.476
2 -	53.416	112.9	1:10.704	43.277	109.7	2:47.397	78.86 6.251 13:20:56.873
3 -	51.030	114.7	1:11.166	41.557	109.9	2:43.753 (3)	80.62 2.607 13:23:40.626
4 -	50.444	113.3	1:09.651	41.051	109.6	2:41.146 (1)	81.92 13:26:21.772
5 -	50.525	113.3	1:12.915	41.965	109.9	2:45.405	79.81 4.259 13:29:07.177
6 -	49.901	112.9	1:09.402	41.936	111.2	2:41.239 (2)	81.88 0.093 13:31:48.416

P33 19		Kai JOHNSON		Aprilia - Kinpac Racing			
IDEAL LAP TIME : 2:31.254		BEST LAP TIME :		DIFFERENCE :			
LAP	SECTOR 1	SECTOR 2	SECTOR 3	LAP TIME	MPH	DIFF	TIME OF DAY
1 -	OUTLAP	118.1	1:06.151	38.606	112.8		13:17:38.295

MCRCB BULLETIN TK033**2014 MCE British Superbike Championship - Round 11****2014 Motul British Motostar Championship****FREE PRACTICE 2 - BEST SPEEDS**

POS	SECTOR 1			SECTOR 2			FINISH LINE		
	NO	NAME	MPH	NO	NAME	MPH	NO	NAME	MPH
1	66	Joe IRVING	130.0				66	Joe IRVING	125.2
2	42	James HOBSON	129.5				26	Jorel BOERBOOM	123.3
3	28	Bradley RAY	129.3				28	Bradley RAY	123.3
4	26	Jorel BOERBOOM	129.0				42	James HOBSON	123.1
5	34	Jordan WEAVING	128.8				127	Georgina POLDEN	123.1
6	127	Georgina POLDEN	128.8				64	Asher DURHAM	122.4
7	142	Brian SLOOTEN	128.5				142	Brian SLOOTEN	122.0
8	27	Cat GREEN	128.3				27	Cat GREEN	121.3
9	64	Asher DURHAM	128.0				34	Jordan WEAVING	121.3
10	86	Charlie NESBITT	127.8				86	Charlie NESBITT	121.1
11	36	Jayson URIBE	127.0				13	Sam BURMAN	120.4
12	79	Chris TAYLOR	127.0				6	Taz TAYLOR	120.2
13	10	Peter SUTHERLAND	126.6				74	Joe THOMPSON	120.2
14	13	Sam BURMAN	126.1				79	Chris TAYLOR	120.0
15	6	Taz TAYLOR	125.4				10	Peter SUTHERLAND	119.5
16	16	Edmund BEST	124.9				43	Arnie SHELTON	119.5
17	25	Mike BROUWERS	123.8				16	Edmund BEST	119.1
18	47	Jake ARCHER	123.8				65	Josh OWENS	118.9
19	74	Joe THOMPSON	123.8				36	Jayson URIBE	118.7
20	43	Arnie SHELTON	122.6				47	Jake ARCHER	118.4
21	90	Greg GREENWOOD	122.4				25	Mike BROUWERS	117.8
22	88	Wesley JONKER	122.2				90	Greg GREENWOOD	117.6
23	65	Josh OWENS	121.5				12	Edward RENDELL	117.0
24	12	Edward RENDELL	121.3				35	Elliot LODGE	115.5
25	124	Tasia RODINK	121.3				88	Wesley JONKER	115.3
26	35	Elliot LODGE	120.9				124	Tasia RODINK	113.9
27	18	Paul DOBB	119.4				44	Jake BAYFORD	113.3
28	19	Kai JOHNSON	118.1				18	Paul DOBB	113.3
29	4	Louis VALLELEY	117.9				7	Jamie ASHBY	112.8
30	7	Jamie ASHBY	117.3				19	Kai JOHNSON	112.8
31	44	Jake BAYFORD	115.9				99	Miguel CORREIA-LOURENCO	112.8
32	99	Miguel CORREIA-LOURENCO	114.7				4	Louis VALLELEY	112.2
33	100	Stephen CAMPBELL	114.7				100	Stephen CAMPBELL	111.2

Weather / Track : Bright / Dry

Results can be found at www.tsl-timing.com

Silverstone GP

Circuit Length = 3.6673 miles

Start: 13:15 Flag 13:35 End: 13:37

Printed - 13:39 Friday, 03 October 2014

MCRCB BULLETIN TK034

2014 MCE British Superbike Championship - Round 11

2014 Motul British Motostar Championship

FREE PRACTICE 2 - BEST SECTORS

SECTOR 1			SECTOR 2			SECTOR 3			IDEAL / BEST COMPARISON						
POS	NO	NAME	TIME	NO	NAME	TIME	NO	NAME	TIME	POS	NO	NAME	IDEAL	BEST	DIFF
1	28	RAY	43.759	28	RAY	59.754	66	IRVING	35.336						
2	66	IRVING	43.926	66	IRVING	1:00.412	28	RAY	35.422	1	28	RAY	2:18.849	2:19.042	0.107
3	34	WEAVING	44.299	34	WEAVING	1:00.611	26	BOERBOOM	36.098	2	66	IRVING	2:19.674	2:19.825	0.151
4	26	BOERBOOM	44.431	86	NESBITT	1:00.970	34	WEAVING	36.182	3	34	WEAVING	2:21.092	2:21.102	0.010
5	36	URIBE	44.595	12	RENDELL	1:01.075	86	NESBITT	36.245	4	86	NESBITT	2:22.206	2:22.478	0.272
6	6	TAYLOR	44.765	6	TAYLOR	1:01.353	6	TAYLOR	36.282	5	26	BOERBOOM	2:22.315	2:22.484	0.169
7	64	DURHAM	44.768	36	URIBE	1:01.445	64	DURHAM	36.322	6	6	TAYLOR	2:22.400	2:22.854	0.454
8	86	NESBITT	44.991	64	DURHAM	1:01.540	36	URIBE	36.615	7	64	DURHAM	2:22.630	2:23.042	0.412
9	12	RENDELL	44.997	43	SHELTON	1:01.764	12	RENDELL	36.618	8	36	URIBE	2:22.655	2:22.846	0.191
10	42	HOBSON	45.250	26	BOERBOOM	1:01.786	43	SHELTON	36.848	9	12	RENDELL	2:22.690	2:22.933	0.243
11	43	SHELTON	45.431	65	OWENS	1:02.192	142	SLOOTEN	36.915	10	43	SHELTON	2:24.043	2:24.043	0.000
12	127	POLDEN	45.490	142	SLOOTEN	1:02.829	42	HOBSON	37.080	11	65	OWENS	2:24.973	2:25.120	0.147
13	65	OWENS	45.627	42	HOBSON	1:02.981	65	OWENS	37.154	12	42	HOBSON	2:25.311	2:25.419	0.108
14	79	TAYLOR	45.678	25	BROUWERS	1:03.073	79	TAYLOR	37.169	13	142	SLOOTEN	2:25.938	2:26.148	0.210
15	25	BROUWERS	45.907	127	POLDEN	1:03.120	25	BROUWERS	37.390	14	127	POLDEN	2:26.021	2:26.412	0.391
16	142	SLOOTEN	46.194	79	TAYLOR	1:03.196	127	POLDEN	37.411	15	79	TAYLOR	2:26.043	2:26.297	0.254
17	47	ARCHER	46.214	47	ARCHER	1:03.945	16	BEST	37.783	16	25	BROUWERS	2:26.370	2:26.381	0.011
18	74	THOMPSON	46.529	35	LODGE	1:04.005	27	GREEN	37.927	17	47	ARCHER	2:28.326	2:28.371	0.045
19	27	GREEN	46.566	74	THOMPSON	1:04.400	74	THOMPSON	37.983	18	74	THOMPSON	2:28.912	2:28.954	0.042
20	13	BURMAN	46.779	90	GREENWOOD	1:04.425	90	GREENWOOD	37.992	19	35	LODGE	2:28.966	2:29.614	0.648
21	90	GREENWOOD	46.847	13	BURMAN	1:04.544	35	LODGE	38.109	20	27	GREEN	2:29.054	2:29.433	0.379
22	35	LODGE	46.852	27	GREEN	1:04.561	47	ARCHER	38.167	21	90	GREENWOOD	2:29.264	2:29.426	0.162
23	16	BEST	46.912	19	JOHNSON	1:05.032	13	BURMAN	38.199	22	13	BURMAN	2:29.522	2:29.825	0.303
24	88	JONKER	47.002	16	BEST	1:05.064	124	RODINK	38.537	23	16	BEST	2:29.759	2:30.095	0.336
25	10	SUTHERLAND	47.021	124	RODINK	1:05.189	19	JOHNSON	38.606	24	88	JONKER	2:31.132	2:31.132	0.000
26	19	JOHNSON	47.616	18	DOBB	1:05.283	88	JONKER	38.686	25	19	JOHNSON	2:31.254		
27	124	RODINK	47.626	88	JONKER	1:05.444	44	BAYFORD	38.775	26	124	RODINK	2:31.352	2:31.375	0.023
28	44	BAYFORD	47.783	44	BAYFORD	1:06.290	18	DOBB	38.970	27	18	DOBB	2:32.136	2:32.304	0.168
29	18	DOBB	47.883	99	CORREIA-LOUREN	1:06.360	10	SUTHERLAND	38.995	28	10	SUTHERLAND	2:32.485	2:33.057	0.572
30	99	CORREIA-LOUREN	48.655	10	SUTHERLAND	1:06.469	99	CORREIA-LOUREN	39.546	29	44	BAYFORD	2:32.848	2:32.848	0.000
31	4	VALLELEY	49.195	4	VALLELEY	1:06.896	4	VALLELEY	39.625	30	99	CORREIA-LOUREN	2:34.561	2:34.674	0.113
32	7	ASHBY	49.402	7	ASHBY	1:07.625	7	ASHBY	40.332	31	4	VALLELEY	2:35.716	2:36.046	0.330
33	100	CAMPBELL	49.901	100	CAMPBELL	1:09.402	100	CAMPBELL	41.051	32	7	ASHBY	2:37.359	2:37.359	0.000
										33	100	CAMPBELL	2:40.354	2:41.146	0.792

Weather / Track : Bright / Dry

Results can be found at www.tsl-timing.com

Silverstone GP

Circuit Length = 3.6673 miles

Start: 13:15 Flag 13:35 End: 13:37

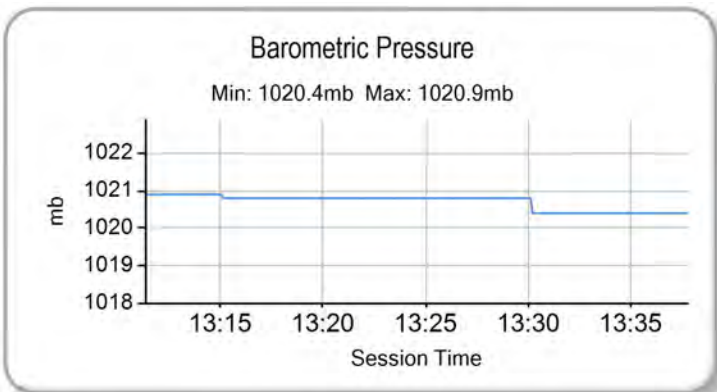
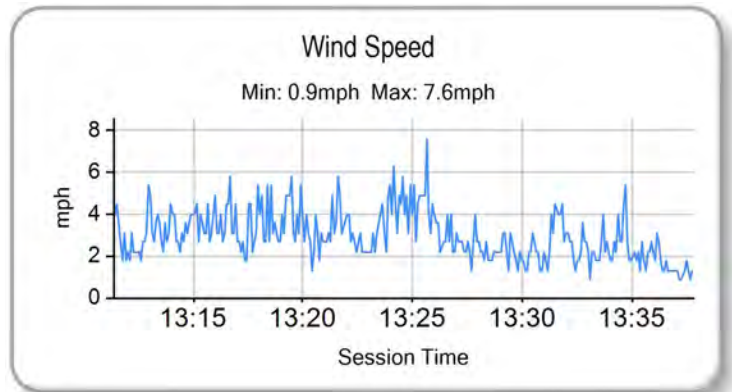
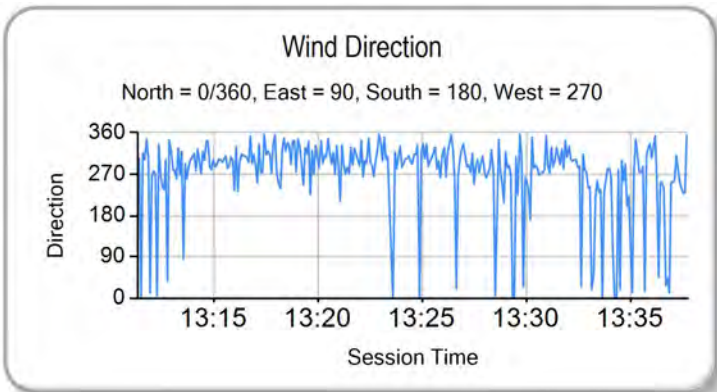
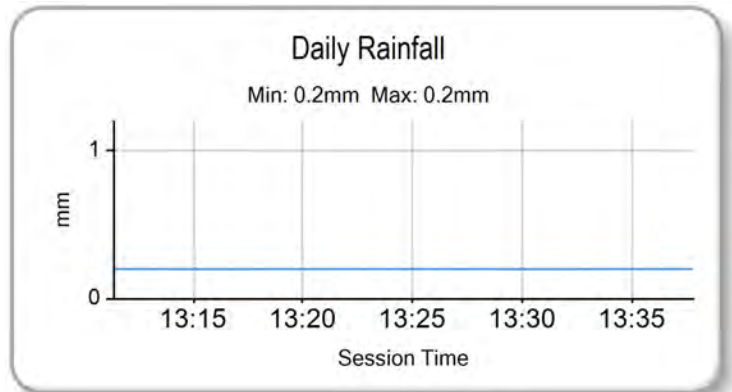
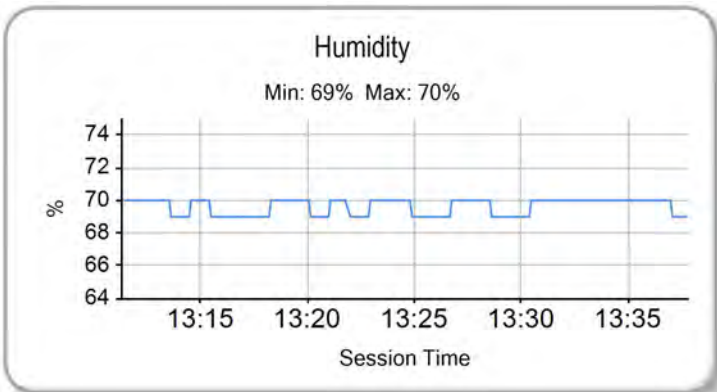
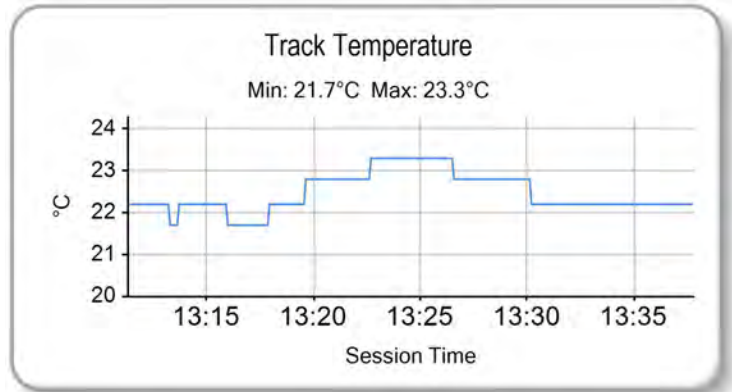
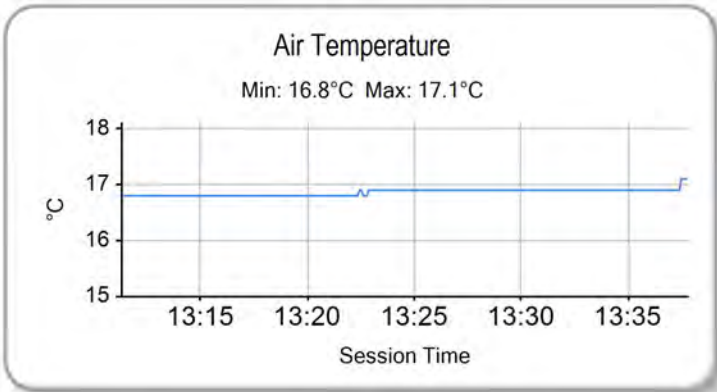
Printed - 13:39 Friday, 03 October 2014

MCRCB BULLETIN TK035

2014 MCE British Superbike Championship - Round 11

2014 Motul British Motostar Championship

FREE PRACTICE 2 - WEATHER CONDITIONS



Weather / Track : Bright / Dry

Results can be found at www.tsl-timing.com

Silverstone GP
Circuit Length = 3.6673 miles
Start: 13:15 Flag 13:35 End: 13:37

Printed - 13:39 Friday, 03 October 2014

QUALIFYING 1 - CLASSIFICATION



POS	NO	CL	PIC NAME	ENTRY	TIME	ON	LAPS	GAP	DIFF	MPH
1	66	M3	1 Joe IRVING	KTM - Redline KTM	2:41.005	3	4			81.99
2	28		1 Bradley RAY	EE125 - FAB-Racing	2:41.322	5	5	0.317	0.317	81.83
3	36	M3	2 Jayson URIBE	Honda - FPW Racing / RSR	2:42.474	5	9	1.469	1.152	81.25
4	65		2 Josh OWENS	Honda - RCD Motorsport	2:42.803	6	8	1.798	0.329	81.09
5	86	M3	3 Charlie NESBITT	Repli-Cast - Repli-Cast UK	2:43.729	6	7	2.724	0.926	80.63
6	34	M3	4 Jordan WEAIVING	KTM - Jordan Racing / Burkert	2:45.088	3	7	4.083	1.359	79.97
7	6		3 Taz TAYLOR	Luyten Honda - FPW Racing / Hookless Holidays	2:46.601	8	8	5.596	1.513	79.24
8	26	M3	5 Jorel BOERBOOM	Suter Honda - RV Racing	2:49.935	3	9	8.930	3.334	77.69
9	64	M3	6 Asher DURHAM	Honda - SP125Racing.com	2:50.025	4	7	9.020	0.090	77.64
10	79	M3	7 Chris TAYLOR	Honda - Elevator Saddles & Bridles	2:50.387	3	3	9.382	0.362	77.48
11	25	M3	8 Mike BROUWERS	Honda - Joma / Brouwers Racing Team	2:51.559	6	8	10.554	1.172	76.95
12	127		4 Georgina POLDEN	Honda - RS Racing	2:51.571	4	4	10.566	0.012	76.95
13	4		5 Louis VALLELEY	KTM - Century 21 / Cresswell Racing	2:51.858	6	8	10.853	0.287	76.82
14	35		6 Elliot LODGE	Honda - SP125 / Spike Racing	2:52.376	7	7	11.371	0.518	76.59
15	47		7 Jake ARCHER	Honda - Jake Archer Racing	2:52.389	7	9	11.384	0.013	76.58
16	74	M3	9 Joe THOMPSON	Repli-Cast - Repli-Cast UK	2:52.605	8	8	11.600	0.216	76.48
17	142	M3	10 Brian SLOOTEN	Honda - Bakker Frames Holland	2:53.728	6	9	12.723	1.123	75.99
18	13	M3	11 Sam BURMAN	Honda - WNT / Burman Racing	2:54.790	3	8	13.785	1.062	75.53
19	42	M3	12 James HOBSON	KTM - Two 4 Motorsport with RS Racing	2:55.166	7	9	14.161	0.376	75.37
20	19		8 Kai JOHNSON	Aprilia - Kinpac Racing	2:55.369	4	5	14.364	0.203	75.28
21	43		9 Arnie SHELTON	Honda - e3 Motorsport with Shelton Racing	2:55.437	5	6	14.432	0.068	75.25
22	90		10 Greg GREENWOOD	Luyten Honda - FPW Racing	2:55.764	6	7	14.759	0.327	75.11

QUALIFYING LAPTIME (110.0% of 2:41.005) = 2:57.105

23	10		11 Peter SUTHERLAND	Aprilia - Kinpac Racing	2:57.574	6	7	16.569	1.810	74.34
24	7		12 Jamie ASHBY	Honda - JPA Racing / SP125	2:59.642	7	7	18.637	2.068	73.49
25	44		13 Jake BAYFORD	Honda - SGR Racing	3:00.615	6	7	19.610	0.973	73.09
26	88		14 Wesley JONKER	Honda - Racing Family	3:01.364	8	8	20.359	0.749	72.79
27	99		15 Miguel CORREIA-LOURENCO	Honda - Racing Team Noord Nederland	3:01.934	7	8	20.929	0.570	72.56
28	27	M3	13 Cat GREEN	Honda - Redline Racing	3:02.420	8	9	21.415	0.486	72.37
29	100		16 Stephen CAMPBELL	Honda - Campbell Racing	3:02.788	8	8	21.783	0.368	72.22
30	124		17 Tasia RODINK	Honda - Promemo Racing	3:02.952	8	8	21.947	0.164	72.16
31	12		18 Edward RENDELL	Honda - Banks Racing			2			
32	16	M3	14 Edmund BEST	Honda - SymCirrus Racing						

Weather / Track : Rain / Wet

These results are provisional until the conclusion of any judicial and technical matters.

Silverstone GP

Circuit Length = 3.6673 miles

Start: 10:00 Flag 10:25 End: 10:28

Race Director :	Stewards :	Timekeeper :
-----------------	------------	--------------

Results can be found at www.britishsuperbike.com

Printed - 10:28 Saturday, 04 October 2014



MCRCB BULLETIN TK086

2014 MCE British Superbike Championship - Round 11

2014 Motul British Motostar Championship

QUALIFYING 1 - SECTOR ANALYSIS

SECTOR 1 = FL to I1, SECTOR 2 = I1 to I2, SECTOR 3 = I2 to FL, DIFF = Difference To Personal Best Lap

P1 66 M3 Joe IRVING		KTM - Redline KTM					
IDEAL LAP TIME : 2:40.524		BEST LAP TIME : 2:41.005		DIFFERENCE : 0.481			
LAP	SECTOR 1	SECTOR 2	SECTOR 3	LAP TIME	MPH	DIFF	TIME OF DAY
1 -	OUTLAP	126.1	1:13.583	41.484	117.0		10:02:49.117
2 -	49.839	128.0	1:10.476	40.758	118.0	2:41.073 (2)	81.96 0.068 10:05:30.190
3 -	49.290	128.0	1:10.763	40.952	117.4	2:41.005 (1)	81.99 10:08:11.195
4 -	51.028	123.5	1:18.491	IN PIT		2:59.362 P	73.60 18.357 10:11:10.557

P2 28 Bradley RAY		EE125 - FAB-Racing					
IDEAL LAP TIME : 2:40.510		BEST LAP TIME : 2:41.322		DIFFERENCE : 0.812			
LAP	SECTOR 1	SECTOR 2	SECTOR 3	LAP TIME	MPH	DIFF	TIME OF DAY
1 -	OUTLAP	105.5	1:20.831	45.975	104.7		10:03:09.508
2 -	53.654	114.9	1:13.782	IN PIT		2:55.301 P	75.31 13.979 10:06:04.809
3 -	OUTLAP	125.2	1:13.456	42.028	114.7	3:23.005	65.03 41.683 10:09:27.814
4 -	49.516	126.3	1:11.086	40.924	115.3	2:41.526 (2)	81.73 0.204 10:12:09.340
5 -	48.861	126.1	1:10.725	41.736	113.9	2:41.322 (1)	81.83 10:14:50.662

P3 36 M3 Jayson URIBE		Honda - FPW Racing / RSR					
IDEAL LAP TIME : 2:42.181		BEST LAP TIME : 2:42.474		DIFFERENCE : 0.293			
LAP	SECTOR 1	SECTOR 2	SECTOR 3	LAP TIME	MPH	DIFF	TIME OF DAY
1 -		123.1	1:17.143	43.471	110.5		10:02:55.460
2 -	50.902	123.5	1:13.020	42.058	112.9	2:45.980	79.54 3.506 10:05:41.440
3 -	49.660	123.8	1:13.743	IN PIT		2:55.541 P	75.20 13.067 10:08:36.981
4 -	OUTLAP	124.0	1:12.099	42.415	107.4	4:09.602	52.89 1:27.128 10:12:46.583
5 -	49.813	123.1	1:10.870	41.791	112.6	2:42.474 (1)	81.25 10:15:29.057
6 -	50.057	123.8	1:11.332	41.651	113.1	2:43.040 (2)	80.97 0.566 10:18:12.097
7 -	49.955	123.3	1:11.637	42.385	112.0	2:43.977 (3)	80.51 1.503 10:20:56.074
8 -	50.243	123.5	1:12.102	42.991	112.8	2:45.336	79.85 2.862 10:23:41.410
9 -	51.561	121.1	1:18.397	IN PIT		3:04.504 P	71.55 22.030 10:26:45.914

P4 65 Josh OWENS		Honda - RCD Motorsport					
IDEAL LAP TIME : 2:42.368		BEST LAP TIME : 2:42.803		DIFFERENCE : 0.435			
LAP	SECTOR 1	SECTOR 2	SECTOR 3	LAP TIME	MPH	DIFF	TIME OF DAY
1 -	OUTLAP	117.3	1:18.342	44.106	110.7		10:03:05.427
2 -	52.141	119.6	1:15.536	42.921	115.3	2:50.598 (3)	77.38 7.795 10:05:56.025
3 -	52.649	120.9	1:13.061	IN PIT		3:00.140 P	73.28 17.337 10:08:56.165
4 -	OUTLAP	70.2	1:17.989	43.668	110.5	3:51.040	57.14 1:08.237 10:12:47.205
5 -	51.463	117.9	1:11.967	41.685	110.7	2:45.115 (2)	79.95 2.312 10:15:32.320
6 -	50.464	118.5	1:10.839	41.500	113.5	2:42.803 (1)	81.09 10:18:15.123
7 -	50.029	117.9	1:11.908	IN PIT		2:51.481 P	76.99 8.678 10:21:06.604
8 -	OUTLAP	117.5	1:12.340	41.710	112.8	3:44.370	58.84 1:01.567 10:24:50.974

P5 86 M3 Charlie NESBITT		Repli-Cast - Repli-Cast UK					
IDEAL LAP TIME : 2:43.729		BEST LAP TIME : 2:43.729		DIFFERENCE : 0.000			
LAP	SECTOR 1	SECTOR 2	SECTOR 3	LAP TIME	MPH	DIFF	TIME OF DAY
1 -	OUTLAP	120.2	1:18.254	43.789	111.6		10:03:05.782
2 -	53.273	122.9	1:13.628	43.278	114.3	2:50.179	77.57 6.450 10:05:55.961
3 -	51.707	121.7	1:12.912	42.361	112.8	2:46.980	79.06 3.251 10:08:42.941
4 -	51.587	121.1	1:12.184	41.705	113.9	2:45.476 (3)	79.78 1.747 10:11:28.417
5 -	51.211	120.9	1:12.180	41.126	112.8	2:44.517 (2)	80.24 0.788 10:14:12.934
6 -	50.668	121.3	1:12.040	41.021	114.5	2:43.729 (1)	80.63 10:16:56.663
7 -	50.835	112.9	1:13.652	IN PIT		2:55.949 P	75.03 12.220 10:19:52.612

P6 34 M3 Jordan WEAVING		KTM - Jordan Racing / Burkert					
IDEAL LAP TIME : 2:44.552		BEST LAP TIME : 2:45.088		DIFFERENCE : 0.536			
LAP	SECTOR 1	SECTOR 2	SECTOR 3	LAP TIME	MPH	DIFF	TIME OF DAY
1 -	OUTLAP	112.7	1:13.480	43.297	111.6		10:04:45.126
2 -	51.814	122.2	1:12.129	42.162	112.9	2:46.105 (2)	79.48 1.017 10:07:31.231

Weather / Track : Rain / Wet

Silverstone GP
Circuit Length = 3.6673 miles
Start: 10:00 Flag 10:25 End: 10:28

MCRCB BULLETIN TK086

2014 MCE British Superbike Championship - Round 11

2014 Motul British Motostar Championship

QUALIFYING 1 - SECTOR ANALYSIS

SECTOR 1 = FL to I1, SECTOR 2 = I1 to I2, SECTOR 3 = I2 to FL, DIFF = Difference To Personal Best Lap

3 -	50.737	123.5	1:12.665	41.686	112.6	2:45.088 (1)	79.97			10:10:16.319
4 -	50.766	121.3	1:19.652	IN PIT		3:01.930	P	72.56	16.842	10:13:18.249
5 -	OUTLAP	120.2	1:13.365	43.123	110.5	6:49.707		32.22	4:04.619	10:20:07.956
6 -	51.336	121.7	1:12.707	42.337	111.0	2:46.380	(3)	79.35	1.292	10:22:54.336
7 -	50.942	121.5	1:13.154	43.218	109.9	2:47.314		78.90	2.226	10:25:41.650

P7	6	Taz TAYLOR	Luyten Honda - FPW Racing / Hookless Holidays							
IDEAL LAP TIME : 2:46.601		BEST LAP TIME : 2:46.601		DIFFERENCE : 0.000						
LAP	SECTOR 1	SECTOR 2	SECTOR 3	LAP TIME	MPH	DIFF	TIME OF DAY			
1 -	OUTLAP	78.9	1:28.452	51.881	91.7					10:07:24.606
2 -	1:00.020	97.8	1:23.367	46.980	103.0	3:10.367		69.35	23.766	10:10:34.973
3 -	54.616	108.2	1:19.472	43.705	110.1	2:57.793		74.25	11.192	10:13:32.766
4 -	52.137	114.9	1:15.973	43.085	110.9	2:51.195		77.11	4.594	10:16:23.961
5 -	52.342	114.3	1:14.581	42.378	111.0	2:49.301		77.98	2.700	10:19:13.262
6 -	51.553	114.1	1:14.313	42.346	111.4	2:48.212	(2)	78.48	1.611	10:22:01.474
7 -	52.529	113.5	1:13.758	42.596	110.9	2:48.883	(3)	78.17	2.282	10:24:50.357
8 -	50.918	113.7	1:13.450	42.233	110.3	2:46.601 (1)		79.24		10:27:36.958

P8	26 M3	Jorel BOERBOOM	Suter Honda - RV Racing							
IDEAL LAP TIME : 2:49.445		BEST LAP TIME : 2:49.935		DIFFERENCE : 0.490						
LAP	SECTOR 1	SECTOR 2	SECTOR 3	LAP TIME	MPH	DIFF	TIME OF DAY			
1 -	OUTLAP	119.4	1:21.446	44.643	111.4					10:03:05.724
2 -	53.663	124.5	1:15.656	42.863	112.4	2:52.182	(3)	76.67	2.247	10:05:57.906
3 -	51.912	123.3	1:14.960	43.063	110.1	2:49.935 (1)		77.69		10:08:47.841
4 -	52.301	121.3	1:15.943	42.573	111.0	2:50.817	(2)	77.28	0.882	10:11:38.658
5 -	55.016	110.9	1:18.394	43.993	112.9	2:57.403		74.42	7.468	10:14:36.061
6 -	52.395	121.5	1:16.839	IN PIT		3:03.472	P	71.95	13.537	10:17:39.533
7 -	OUTLAP	120.6	1:16.610	43.663	109.6	3:50.633		57.24	1:00.698	10:21:30.166
8 -	52.758	121.3	1:17.399	44.496	106.2	2:54.653		75.59	4.718	10:24:24.819
9 -	55.163	120.9	1:17.102	44.562	108.3	2:56.827		74.66	6.892	10:27:21.646

P9	64 M3	Asher DURHAM	Honda - SP125Racing.com							
IDEAL LAP TIME : 2:48.207		BEST LAP TIME : 2:50.025		DIFFERENCE : 1.818						
LAP	SECTOR 1	SECTOR 2	SECTOR 3	LAP TIME	MPH	DIFF	TIME OF DAY			
1 -	OUTLAP	121.7	1:19.368	IN PIT			P			10:03:09.829
2 -	OUTLAP	122.0	1:16.667	43.378	109.2	5:43.021		38.48	2:52.996	10:08:52.850
3 -	53.122	122.2	1:14.524	42.517	111.0	2:50.163	(2)	77.58	0.138	10:11:43.013
4 -	51.166	122.2	1:16.190	42.669	110.9	2:50.025 (1)		77.64		10:14:33.038
5 -	51.197	122.0	1:14.855	IN PIT		2:57.878	P	74.22	7.853	10:17:30.916
6 -	OUTLAP	123.1	1:16.199	IN PIT		4:43.760	P	46.52	1:53.735	10:22:14.676
7 -	OUTLAP	121.7	1:25.340	46.829	108.3	5:07.924		42.87	2:17.899	10:27:22.600

P10	79 M3	Chris TAYLOR	Honda - Elevator Saddles & Bridles							
IDEAL LAP TIME : 2:49.198		BEST LAP TIME : 2:50.387		DIFFERENCE : 1.189						
LAP	SECTOR 1	SECTOR 2	SECTOR 3	LAP TIME	MPH	DIFF	TIME OF DAY			
1 -	OUTLAP	113.3	1:23.840	46.237	112.6					10:04:44.139
2 -	53.312	124.2	1:14.725	43.007	112.0	2:51.044	(2)	77.18	0.657	10:07:35.183
3 -	52.456	121.5	1:15.403	42.528	113.9	2:50.387 (1)		77.48		10:10:25.570

P11	25 M3	Mike BROUWERS	Honda - Joma / Brouwers Racing Team							
IDEAL LAP TIME : 2:50.940		BEST LAP TIME : 2:51.559		DIFFERENCE : 0.619						
LAP	SECTOR 1	SECTOR 2	SECTOR 3	LAP TIME	MPH	DIFF	TIME OF DAY			
1 -	OUTLAP	120.9	1:21.607	45.192	109.2					10:03:07.020
2 -	53.966	121.7	1:16.904	43.478	109.9	2:54.348		75.72	2.789	10:06:01.368
3 -	52.581	121.3	1:16.403	43.762	111.0	2:52.746		76.42	1.187	10:08:54.114
4 -	52.653	123.1	1:16.071	43.258	111.0	2:51.982	(3)	76.76	0.423	10:11:46.096
5 -	52.048	119.4	1:15.999	43.796	109.0	2:51.843	(2)	76.82	0.284	10:14:37.939
6 -	52.095	120.4	1:15.634	43.830	107.8	2:51.559 (1)		76.95		10:17:29.498
7 -	52.739	119.1	1:15.877	44.213	110.7	2:52.829		76.38	1.270	10:20:22.327

Silverstone GP

Circuit Length = 3.6673 miles

Start: 10:00 Flag 10:25 End: 10:28

Weather / Track : Rain / Wet

MCRCB BULLETIN TK086

2014 MCE British Superbike Championship - Round 11

2014 Motul British Motostar Championship

QUALIFYING 1 - SECTOR ANALYSIS

SECTOR 1 = FL to I1, SECTOR 2 = I1 to I2, SECTOR 3 = I2 to FL, DIFF = Difference To Personal Best Lap

8 - 52.797 118.9 1:16.323 44.445 109.9 2:53.565 76.06 2.006 10:23:15.892

P12 127	Georgina POLDEN			Honda - RS Racing			
IDEAL LAP TIME : 2:51.293	BEST LAP TIME : 2:51.571		DIFFERENCE : 0.278				

LAP	SECTOR 1	SECTOR 2	SECTOR 3	LAP TIME	MPH	DIFF	TIME OF DAY
1 -		121.5	1:20.049	45.524	106.5		10:02:59.774
2 -	54.102	124.0	1:18.439	43.499	113.5	2:56.040 (3)	74.99 4.469 10:05:55.814
3 -	52.428	125.6	1:17.524	43.743	112.2	2:53.695 (2)	76.00 2.124 10:08:49.509
4 -	51.906	123.8	1:16.433	43.232	113.9	2:51.571 (1)	76.95 10:11:41.080

P13 4	Louis VALLELEY			KTM - Century 21 / Cresswell Racing			
IDEAL LAP TIME : 2:50.999	BEST LAP TIME : 2:51.858		DIFFERENCE : 0.859				

LAP	SECTOR 1	SECTOR 2	SECTOR 3	LAP TIME	MPH	DIFF	TIME OF DAY
1 -	OUTLAP	113.7	1:21.097	45.401	105.7		10:03:10.226
2 -	54.559	117.3	1:16.774	IN PIT	3:00.402 P	73.18 8.544	10:06:10.628
3 -	OUTLAP	113.7	1:17.486	44.481	106.4	4:31.757	48.58 1:39.899 10:10:42.385
4 -	53.692	114.1	1:15.918	43.973	107.2	2:53.583	76.05 1.725 10:13:35.968
5 -	53.280	113.1	1:15.418	43.682	107.6	2:52.380 (3)	76.58 0.522 10:16:28.348
6 -	52.906	113.9	1:15.316	43.636	108.5	2:51.858 (1)	76.82 10:19:20.206
7 -	53.968	114.5	1:14.670	43.423	108.7	2:52.061 (2)	76.73 0.203 10:22:12.267
8 -	54.951	114.3	1:16.174	IN PIT	2:59.782 P	73.43 7.924	10:25:12.049

P14 35	Elliot LODGE			Honda - SP125 / Spike Racing			
IDEAL LAP TIME : 2:52.209	BEST LAP TIME : 2:52.376		DIFFERENCE : 0.167				

LAP	SECTOR 1	SECTOR 2	SECTOR 3	LAP TIME	MPH	DIFF	TIME OF DAY
1 -	OUTLAP	114.1	1:20.975	46.282	109.4		10:04:59.544
2 -	53.406	116.5	1:15.736	45.393	110.7	2:54.535 (2)	75.64 2.159 10:07:54.079
3 -	52.529	116.5	1:15.228	IN PIT	2:59.812 P	73.42 7.436	10:10:53.891
4 -	OUTLAP	113.5	1:18.608	44.978	111.0	4:03.048	54.32 1:10.672 10:14:56.939
5 -	54.223	117.7	1:17.384	IN PIT	3:03.622 P	71.89 11.246	10:18:00.561
6 -	OUTLAP	112.7	1:18.671	45.883	109.9	6:31.297	33.74 3:38.921 10:24:31.858
7 -	52.688	116.3	1:15.236	44.452	110.7	2:52.376 (1)	76.59 10:27:24.234

P15 47	Jake ARCHER			Honda - Jake Archer Racing			
IDEAL LAP TIME : 2:51.830	BEST LAP TIME : 2:52.389		DIFFERENCE : 0.559				

LAP	SECTOR 1	SECTOR 2	SECTOR 3	LAP TIME	MPH	DIFF	TIME OF DAY
1 -	OUTLAP	117.3	1:21.096	46.639	109.2		10:03:09.806
2 -	54.762	118.3	1:17.739	44.978	105.7	2:57.479	74.38 5.090 10:06:07.285
3 -	54.267	119.4	1:18.277	45.236	106.9	2:57.780	74.26 5.391 10:09:05.065
4 -	53.686	121.3	1:16.807	44.275	108.5	2:54.768	75.54 2.379 10:11:59.833
5 -	53.699	118.7	1:18.571	43.714	110.7	2:55.984	75.02 3.595 10:14:55.817
6 -	53.812	120.6	1:16.565	43.634	109.2	2:54.011	75.87 1.622 10:17:49.828
7 -	52.902	118.7	1:15.656	43.831	110.3	2:52.389 (1)	76.58 10:20:42.217
8 -	52.780	118.3	1:16.028	44.102	109.6	2:52.910 (2)	76.35 0.521 10:23:35.127
9 -	53.146	118.9	1:16.889	43.394	110.3	2:53.429 (3)	76.12 1.040 10:26:28.556

P16 74 M3	Joe THOMPSON			Repli-Cast - Repli-Cast UK			
IDEAL LAP TIME : 2:52.367	BEST LAP TIME : 2:52.605		DIFFERENCE : 0.238				

LAP	SECTOR 1	SECTOR 2	SECTOR 3	LAP TIME	MPH	DIFF	TIME OF DAY
1 -	OUTLAP	112.0	1:21.999	45.483	108.8		10:03:08.028
2 -	54.219	110.9	1:17.629	45.182	105.5	2:57.030	74.57 4.425 10:06:05.058
3 -	54.497	116.3	1:18.402	44.665	107.6	2:57.564	74.35 4.959 10:09:02.622
4 -	53.592	112.4	1:17.617	43.428	109.4	2:54.637 (3)	75.59 2.032 10:11:57.259
5 -	58.283	115.9	1:21.803	IN PIT	3:11.305 P	69.01 18.700	10:15:08.564
6 -	OUTLAP	112.4	1:19.501	43.867	108.1	4:21.096	50.56 1:28.491 10:19:29.660
7 -	53.450	120.9	1:16.460	43.815	105.2	2:53.725 (2)	75.99 1.120 10:22:23.385
8 -	52.957	120.6	1:15.982	43.666	108.5	2:52.605 (1)	76.48 10:25:15.990

Weather / Track : Rain / Wet

Silverstone GP
Circuit Length = 3.6673 miles
Start: 10:00 Flag 10:25 End: 10:28

MCRCB BULLETIN TK086

2014 MCE British Superbike Championship - Round 11

2014 Motul British Motostar Championship

QUALIFYING 1 - SECTOR ANALYSIS

SECTOR 1 = FL to I1, SECTOR 2 = I1 to I2, SECTOR 3 = I2 to FL, DIFF = Difference To Personal Best Lap

P17 142 M3		Brian SLOOTEN		Honda - Bakker Frames Holland					
IDEAL LAP TIME : 2:53.728		BEST LAP TIME : 2:53.728		DIFFERENCE : 0.000					
LAP	SECTOR 1	SECTOR 2	SECTOR 3	LAP TIME	MPH	DIFF	TIME OF DAY		
1 -	OUTLAP	112.0	1:23.513	47.505	105.7		10:03:09.755		
2 -	55.122	112.0	1:18.538	45.038	105.5	2:58.698	73.88	4.970	10:06:08.453
3 -	53.821	123.5	1:17.875	44.841	106.2	2:56.537	74.78	2.809	10:09:04.990
4 -	53.339	124.0	1:17.710	44.334	108.3	2:55.383 (3)	75.27	1.655	10:12:00.373
5 -	53.663	120.9	1:18.433	45.483	107.1	2:57.579	74.34	3.851	10:14:57.952
6 -	52.704	124.2	1:16.915	44.109	109.7	2:53.728 (1)	75.99		10:17:51.680
7 -	53.023	121.3	1:17.013	44.334	107.8	2:54.370 (2)	75.71	0.642	10:20:46.050
8 -	53.756	119.8	1:17.018	45.233	104.5	2:56.007	75.01	2.279	10:23:42.057
9 -	58.905	120.4	1:20.873	45.833	103.7	3:05.611	71.12	11.883	10:26:47.668

P18 13 M3		Sam BURMAN		Honda - WNT / Burman Racing					
IDEAL LAP TIME : 2:54.731		BEST LAP TIME : 2:54.790		DIFFERENCE : 0.059					
LAP	SECTOR 1	SECTOR 2	SECTOR 3	LAP TIME	MPH	DIFF	TIME OF DAY		
1 -		118.3	1:19.805	46.062	106.2		10:03:00.105		
2 -	54.702	122.0	1:18.493	44.320	108.8	2:57.515 (3)	74.37	2.725	10:05:57.620
3 -	53.727	122.9	1:16.684	44.379	108.5	2:54.790 (1)	75.53		10:08:52.410
4 -	54.073	121.7	1:17.236	44.328	108.1	2:55.637 (2)	75.16	0.847	10:11:48.047
5 -	55.100	119.1	1:22.704	IN PIT		3:11.401 P	68.97	16.611	10:14:59.448
6 -	OUTLAP	117.5	1:22.497	46.573	102.2	4:35.625	47.89	1:40.835	10:19:35.073
7 -	57.145	119.1	1:21.592	47.352	102.5	3:06.089	70.94	11.299	10:22:41.162
8 -	57.521	108.9	1:24.156	IN PIT		3:15.999 P	67.35	21.209	10:25:57.161

P19 42 M3		James HOBSON		KTM - Two 4 Motorsport with RS Racing					
IDEAL LAP TIME : 2:54.325		BEST LAP TIME : 2:55.166		DIFFERENCE : 0.841					
LAP	SECTOR 1	SECTOR 2	SECTOR 3	LAP TIME	MPH	DIFF	TIME OF DAY		
1 -	OUTLAP	116.3	1:22.969	46.939	102.1		10:03:09.014		
2 -	54.104	122.4	1:18.034	46.111	104.7	2:58.249	74.06	3.083	10:06:07.263
3 -	53.589	122.9	1:18.731	44.791	106.4	2:57.111	74.54	1.945	10:09:04.374
4 -	53.341	124.0	1:17.645	44.437	106.4	2:55.423 (3)	75.26	0.257	10:11:59.797
5 -	53.418	121.1	1:17.689	44.304	106.5	2:55.411 (2)	75.26	0.245	10:14:55.208
6 -	54.182	121.5	1:17.743	44.433	106.7	2:56.358	74.86	1.192	10:17:51.566
7 -	52.954	122.6	1:17.067	45.145	106.9	2:55.166 (1)	75.37		10:20:46.732
8 -	53.655	122.0	1:17.740	45.289	106.5	2:56.684	74.72	1.518	10:23:43.416
9 -	53.683	122.9	1:17.655	45.029	106.4	2:56.367	74.85	1.201	10:26:39.783

P20 19		Kai JOHNSON		Aprilia - Kinpac Racing					
IDEAL LAP TIME : 2:54.218		BEST LAP TIME : 2:55.369		DIFFERENCE : 1.151					
LAP	SECTOR 1	SECTOR 2	SECTOR 3	LAP TIME	MPH	DIFF	TIME OF DAY		
1 -	OUTLAP	108.2	1:20.127	45.028	104.0		10:03:08.922		
2 -	53.651	110.1	1:16.959	45.559	108.3	2:56.169 (2)	74.94	0.800	10:06:05.091
3 -	54.957	109.2	1:16.768	45.354	105.3	2:57.079	74.55	1.710	10:09:02.170
4 -	53.941	106.1	1:17.629	43.799	108.3	2:55.369 (1)	75.28		10:11:57.539
5 -	54.605	107.2	1:17.665	44.502	105.5	2:56.772 (3)	74.68	1.403	10:14:54.311

P21 43		Arnie SHELTON		Honda - e3 Motorsport with Shelton Racing					
IDEAL LAP TIME : 2:55.437		BEST LAP TIME : 2:55.437		DIFFERENCE : 0.000					
LAP	SECTOR 1	SECTOR 2	SECTOR 3	LAP TIME	MPH	DIFF	TIME OF DAY		
1 -	OUTLAP	117.1	1:22.536	47.476	100.2		10:04:27.612		
2 -	55.952	117.5	1:20.385	46.142	106.5	3:02.479	72.35	7.042	10:07:30.091
3 -	54.409	119.8	1:18.024	44.706	107.8	2:57.139 (2)	74.53	1.702	10:10:27.230
4 -	54.396	119.8	1:18.290	44.627	107.1	2:57.313 (3)	74.45	1.876	10:13:24.543
5 -	54.273	117.5	1:17.123	44.041	106.9	2:55.437 (1)	75.25		10:16:19.980
6 -	58.451	117.7	1:19.859	IN PIT		3:16.587 P	67.15	21.150	10:19:36.567

Weather / Track : Rain / Wet

Silverstone GP
Circuit Length = 3.6673 miles
Start: 10:00 Flag 10:25 End: 10:28

MCRCB BULLETIN TK086

2014 MCE British Superbike Championship - Round 11

2014 Motul British Motostar Championship

QUALIFYING 1 - SECTOR ANALYSIS

SECTOR 1 = FL to I1, SECTOR 2 = I1 to I2, SECTOR 3 = I2 to FL, DIFF = Difference To Personal Best Lap

P22 90		Greg GREENWOOD		Luyten Honda - FPW Racing					
IDEAL LAP TIME : 2:55.764		BEST LAP TIME : 2:55.764		DIFFERENCE : 0.000					
LAP	SECTOR 1	SECTOR 2	SECTOR 3	LAP TIME	MPH	DIFF	TIME OF DAY		
1 -	OUTLAP	120.0	1:23.333	IN PIT		P			10:03:16.223
2 -	OUTLAP	116.3	1:23.908	48.464	104.3	8:03.233	27.32	5:07.469	10:11:19.456
3 -	55.649	116.5	1:19.493	45.910	105.5	3:01.052	72.92	5.288	10:14:20.508
4 -	54.993	117.1	1:18.597	45.098	105.0	2:58.688	73.88	2.924	10:17:19.196
5 -	54.212	117.9	1:18.047	45.111	105.9	2:57.370 (3)	74.43	1.606	10:20:16.566
6 -	54.102	116.9	1:16.891	44.771	106.0	2:55.764 (1)	75.11		10:23:12.330
7 -	54.920	118.7	1:17.409	44.869	107.6	2:57.198 (2)	74.50	1.434	10:26:09.528

P23 10		Peter SUTHERLAND		Aprilia - Kinpac Racing					
IDEAL LAP TIME : 2:56.412		BEST LAP TIME : 2:57.574		DIFFERENCE : 1.162					
LAP	SECTOR 1	SECTOR 2	SECTOR 3	LAP TIME	MPH	DIFF	TIME OF DAY		
1 -	OUTLAP	117.3	1:22.390	46.177	110.7				10:04:13.234
2 -	54.456	119.6	1:21.755	45.230	108.5	3:01.441	72.76	3.867	10:07:14.675
3 -	54.491	119.1	1:19.116	44.883	111.4	2:58.490 (2)	73.96	0.916	10:10:13.165
4 -	55.445	119.1	1:19.191	44.280	110.3	2:58.916 (3)	73.79	1.342	10:13:12.081
5 -	59.826	114.7	1:22.905	47.222	109.7	3:09.953	69.50	12.379	10:16:22.034
6 -	54.330	119.4	1:18.517	44.727	109.0	2:57.574 (1)	74.34		10:19:19.608
7 -	56.007	120.4	1:17.802	IN PIT		3:12.555 P	68.56	14.981	10:22:32.163

P24 7		Jamie ASHBY		Honda - JPA Racing / SP125					
IDEAL LAP TIME : 2:59.642		BEST LAP TIME : 2:59.642		DIFFERENCE : 0.000					
LAP	SECTOR 1	SECTOR 2	SECTOR 3	LAP TIME	MPH	DIFF	TIME OF DAY		
1 -	OUTLAP	110.1	1:25.421	48.290	107.8				10:04:18.517
2 -	56.934	114.3	1:22.048	47.455	106.7	3:06.437	70.81	6.795	10:07:24.954
3 -	56.602	114.5	1:22.480	IN PIT		3:14.870 P	67.74	15.228	10:10:39.824
4 -	OUTLAP	108.4	1:22.515	46.585	107.9	6:28.669	33.96	3:29.027	10:17:08.493
5 -	55.604	113.7	1:20.262	45.806	107.2	3:01.672 (3)	72.67	2.030	10:20:10.165
6 -	56.152	113.7	1:19.397	46.046	108.7	3:01.595 (2)	72.70	1.953	10:23:11.760
7 -	54.939	113.3	1:19.108	45.595	109.4	2:59.642 (1)	73.49		10:26:11.402

P25 44		Jake BAYFORD		Honda - SGR Racing					
IDEAL LAP TIME : 3:00.307		BEST LAP TIME : 3:00.615		DIFFERENCE : 0.308					
LAP	SECTOR 1	SECTOR 2	SECTOR 3	LAP TIME	MPH	DIFF	TIME OF DAY		
1 -	OUTLAP	108.9	1:25.489	48.199	102.1				10:04:40.068
2 -	58.319	106.1	1:19.801	45.902	105.3	3:04.022	71.74	3.407	10:07:44.090
3 -	54.924	111.8	1:21.075	46.590	107.2	3:02.589 (2)	72.30	1.974	10:10:46.679
4 -	54.969	113.3	1:21.510	46.524	102.5	3:03.003 (3)	72.14	2.388	10:13:49.682
5 -	1:00.036	51.4	1:33.451	46.315	107.6	3:19.802	66.07	19.187	10:17:09.484
6 -	54.799	111.8	1:19.698	46.118	105.7	3:00.615 (1)	73.09		10:20:10.099
7 -	55.837	110.3	1:21.110	46.145	106.2	3:03.092	72.10	2.477	10:23:13.191

P26 88		Wesley JONKER		Honda - Racing Family					
IDEAL LAP TIME : 3:01.364		BEST LAP TIME : 3:01.364		DIFFERENCE : 0.000					
LAP	SECTOR 1	SECTOR 2	SECTOR 3	LAP TIME	MPH	DIFF	TIME OF DAY		
1 -	OUTLAP	113.1	1:29.546	48.457	98.3				10:03:21.816
2 -	59.508	111.8	1:26.468	48.947	103.0	3:14.923	67.73	13.559	10:06:36.739
3 -	57.296	118.1	1:21.461	48.010	103.7	3:06.767	70.68	5.403	10:09:43.506
4 -	56.045	117.9	1:22.761	47.305	103.4	3:06.111	70.93	4.747	10:12:49.617
5 -	55.604	117.1	1:21.458	46.414	103.8	3:03.476 (2)	71.95	2.112	10:15:53.093
6 -	58.581	91.9	1:28.457	47.999	103.5	3:15.037	67.69	13.673	10:19:08.130
7 -	55.817	117.5	1:21.292	46.615	103.4	3:03.724 (3)	71.85	2.360	10:22:11.854
8 -	54.934	117.9	1:20.198	46.232	102.2	3:01.364 (1)	72.79		10:25:13.218

Weather / Track : Rain / Wet

Silverstone GP
Circuit Length = 3.6673 miles
Start: 10:00 Flag 10:25 End: 10:28

MCRCB BULLETIN TK086

2014 MCE British Superbike Championship - Round 11

2014 Motul British Motostar Championship

QUALIFYING 1 - SECTOR ANALYSIS

SECTOR 1 = FL to I1, SECTOR 2 = I1 to I2, SECTOR 3 = I2 to FL, DIFF = Difference To Personal Best Lap

P27 99		Miguel CORREIA-LOURENCO				Honda - Racing Team Noord Nederland			
IDEAL LAP TIME : 3:01.178		BEST LAP TIME : 3:01.934		DIFFERENCE : 0.756					
LAP	SECTOR 1	SECTOR 2	SECTOR 3	LAP TIME	MPH	DIFF	TIME OF DAY		
1 -	OUTLAP	84.3	1:36.587	55.653	81.5		10:03:43.376		
2 -	1:07.129	80.7	1:30.399	53.705	98.1	3:31.233	62.50 29.299 10:07:14.609		
3 -	58.030	106.8	1:23.683	47.987	101.3	3:09.700	69.59 7.766 10:10:24.309		
4 -	56.630	107.7	1:20.921	46.799	102.4	3:04.350	71.61 2.416 10:13:28.659		
5 -	56.284	106.5	1:20.610	46.451	105.3	3:03.345 (3)	72.00 1.411 10:16:32.004		
6 -	1:01.558	108.0	1:19.903	46.358	104.5	3:07.819	70.29 5.885 10:19:39.823		
7 -	55.641	108.0	1:19.179	47.114	104.8	3:01.934 (1)	72.56 10:22:41.757		
8 -	56.777	108.2	1:19.622	46.660	104.3	3:03.059 (2)	72.12 1.125 10:25:44.816		

P28 27 M3		Cat GREEN				Honda - Redline Racing			
IDEAL LAP TIME : 3:01.991		BEST LAP TIME : 3:02.420		DIFFERENCE : 0.429					
LAP	SECTOR 1	SECTOR 2	SECTOR 3	LAP TIME	MPH	DIFF	TIME OF DAY		
1 -	OUTLAP	105.6	1:26.729	48.433	100.8		10:03:23.110		
2 -	58.435	113.9	1:23.433	47.750	99.4	3:09.618	69.62 7.198 10:06:32.728		
3 -	56.152	120.2	1:23.315	48.129	100.4	3:07.596	70.37 5.176 10:09:40.324		
4 -	56.310	118.3	1:22.684	47.372	99.1	3:06.366	70.84 3.946 10:12:46.690		
5 -	56.076	115.9	1:21.390	47.500	103.5	3:04.966	71.37 2.546 10:15:51.656		
6 -	54.904	119.6	1:20.992	47.714	101.8	3:03.610 (3)	71.90 1.190 10:18:55.266		
7 -	55.837	110.5	1:20.712	46.593	105.2	3:03.142 (2)	72.08 0.722 10:21:58.408		
8 -	55.333	119.4	1:20.506	46.581	103.7	3:02.420 (1)	72.37 10:25:00.828		
9 -	55.664	116.9	1:21.114	IN PIT		3:13.344 P	68.28 10.924 10:28:14.172		

P29 100		Stephen CAMPBELL				Honda - Campbell Racing			
IDEAL LAP TIME : 3:02.788		BEST LAP TIME : 3:02.788		DIFFERENCE : 0.000					
LAP	SECTOR 1	SECTOR 2	SECTOR 3	LAP TIME	MPH	DIFF	TIME OF DAY		
1 -	OUTLAP	100.3	1:31.798	49.645	101.3		10:03:48.898		
2 -	1:00.698	110.9	1:25.327	47.605	103.5	3:13.630	68.18 10.842 10:07:02.528		
3 -	59.011	111.4	1:22.824	48.004	101.0	3:09.839 (3)	69.54 7.051 10:10:12.367		
4 -	59.054	112.5	1:22.581	48.224	100.7	3:09.859	69.53 7.071 10:13:22.226		
5 -	59.548	111.4	1:23.194	48.406	100.5	3:11.148	69.06 8.360 10:16:33.374		
6 -	59.613	111.4	1:22.819	48.071	100.8	3:10.503	69.30 7.715 10:19:43.877		
7 -	58.269	112.2	1:20.379	46.991	103.4	3:05.639 (2)	71.11 2.851 10:22:49.516		
8 -	56.511	113.9	1:19.779	46.498	104.7	3:02.788 (1)	72.22 10:25:52.304		

P30 124		Tasia RODINK				Honda - Promemo Racing			
IDEAL LAP TIME : 3:02.952		BEST LAP TIME : 3:02.952		DIFFERENCE : 0.000					
LAP	SECTOR 1	SECTOR 2	SECTOR 3	LAP TIME	MPH	DIFF	TIME OF DAY		
1 -	OUTLAP	101.2	1:25.537	48.872	98.1		10:03:24.099		
2 -	58.119	116.3	1:24.040	47.635	101.6	3:09.794	69.56 6.842 10:06:33.893		
3 -	56.439	114.7	1:22.520	47.700	102.1	3:06.659 (3)	70.73 3.707 10:09:40.552		
4 -	57.089	116.1	1:22.555	47.511	100.5	3:07.155	70.54 4.203 10:12:47.707		
5 -	56.210	115.3	1:21.287	46.895	103.2	3:04.392 (2)	71.59 1.440 10:15:52.099		
6 -	55.563	117.3	1:22.961	IN PIT		3:13.566 P	68.20 10.614 10:19:05.665		
7 -	OUTLAP	111.4	1:23.374	46.854	102.4	5:04.995	43.28 2:02.043 10:24:10.660		
8 -	55.521	117.1	1:21.068	46.363	100.7	3:02.952 (1)	72.16 10:27:13.612		

P31 12		Edward RENDELL				Honda - Banks Racing			
IDEAL LAP TIME : 2:44.661		BEST LAP TIME :		DIFFERENCE :					
LAP	SECTOR 1	SECTOR 2	SECTOR 3	LAP TIME	MPH	DIFF	TIME OF DAY		
1 -	OUTLAP	117.3	1:14.947	IN PIT			10:03:19.329		
2 -	OUTLAP	117.9	1:11.846	41.858	109.2	3:23.449	64.89 10:06:42.778		

Weather / Track : Rain / Wet

MCRCB BULLETIN TK087**2014 MCE British Superbike Championship - Round 11****2014 Motul British Motostar Championship****QUALIFYING 1 - BEST SPEEDS**

SECTOR 1				SECTOR 2			FINISH LINE		
POS	NO	NAME	MPH	NO	NAME	MPH	NO	NAME	MPH
1	66	Joe IRVING	128.0				66	Joe IRVING	118.0
2	28	Bradley RAY	126.3				28	Bradley RAY	115.3
3	127	Georgina POLDEN	125.6				65	Josh OWENS	115.3
4	26	Jorel BOERBOOM	124.5				86	Charlie NESBITT	114.5
5	79	Chris TAYLOR	124.2				79	Chris TAYLOR	113.9
6	142	Brian SLOOTEN	124.2				127	Georgina POLDEN	113.9
7	36	Jayson URIBE	124.0				36	Jayson URIBE	113.1
8	42	James HOBSON	124.0				26	Jorel BOERBOOM	112.9
9	34	Jordan WEAVING	123.5				34	Jordan WEAVING	112.9
10	25	Mike BROUWERS	123.1				6	Taz TAYLOR	111.4
11	64	Asher DURHAM	123.1				10	Peter SUTHERLAND	111.4
12	13	Sam BURMAN	122.9				25	Mike BROUWERS	111.0
13	86	Charlie NESBITT	122.9				35	Elliot LODGE	111.0
14	47	Jake ARCHER	121.3				64	Asher DURHAM	111.0
15	65	Josh OWENS	120.9				47	Jake ARCHER	110.7
16	74	Joe THOMPSON	120.9				142	Brian SLOOTEN	109.7
17	10	Peter SUTHERLAND	120.4				7	Jamie ASHBY	109.4
18	27	Cat GREEN	120.2				74	Joe THOMPSON	109.4
19	90	Greg GREENWOOD	120.0				12	Edward RENDELL	109.2
20	43	Arnie SHELTON	119.8				13	Sam BURMAN	108.8
21	12	Edward RENDELL	118.7				4	Louis VALLELEY	108.7
22	88	Wesley JONKER	118.1				19	Kai JOHNSON	108.3
23	35	Elliot LODGE	117.7				43	Arnie SHELTON	107.8
24	4	Louis VALLELEY	117.3				44	Jake BAYFORD	107.6
25	124	Tasia RODINK	117.3				90	Greg GREENWOOD	107.6
26	6	Taz TAYLOR	114.9				42	James HOBSON	106.9
27	7	Jamie ASHBY	114.5				99	Miguel CORREIA-LOURENCO	105.3
28	100	Stephen CAMPBELL	113.9				27	Cat GREEN	105.2
29	44	Jake BAYFORD	113.3				100	Stephen CAMPBELL	104.7
30	19	Kai JOHNSON	110.1				88	Wesley JONKER	103.8
31	99	Miguel CORREIA-LOURENCO	108.2				124	Tasia RODINK	103.2

Weather / Track : Rain / Wet

Results can be found at www.tsl-timing.com

Silverstone GP

Circuit Length = 3.6673 miles

Start: 10:00 Flag 10:25 End: 10:28

Printed - 10:30 Saturday, 04 October 2014

MCRCB BULLETIN TK088

2014 MCE British Superbike Championship - Round 11

2014 Motul British Motostar Championship

QUALIFYING 1 - BEST SECTORS

SECTOR 1			SECTOR 2			SECTOR 3			IDEAL / BEST COMPARISON						
POS	NO	NAME	TIME	NO	NAME	TIME	NO	NAME	TIME	POS	NO	NAME	IDEAL	BEST	DIFF
1	28	RAY	48.861	66	IRVING	1:10.476	66	IRVING	40.758						
2	66	IRVING	49.290	28	RAY	1:10.725	28	RAY	40.924	1	28	RAY	2:40.510	2:41.322	0.812
3	36	URIBE	49.660	65	OWENS	1:10.839	86	NESBITT	41.021	2	66	IRVING	2:40.524	2:41.005	0.481
4	65	OWENS	50.029	36	URIBE	1:10.870	65	OWENS	41.500	3	36	URIBE	2:42.181	2:42.474	0.293
5	86	NESBITT	50.668	12	RENDELL	1:11.846	36	URIBE	41.651	4	65	OWENS	2:42.368	2:42.803	0.435
6	34	WEAVING	50.737	86	NESBITT	1:12.040	34	WEAVING	41.686	5	86	NESBITT	2:43.729	2:43.729	0.000
7	6	TAYLOR	50.918	34	WEAVING	1:12.129	12	RENDELL	41.858	6	34	WEAVING	2:44.552	2:45.088	0.536
8	12	RENDELL	50.957	6	TAYLOR	1:13.450	6	TAYLOR	42.233	7	12	RENDELL	2:44.661		
9	64	DURHAM	51.166	64	DURHAM	1:14.524	64	DURHAM	42.517	8	6	TAYLOR	2:46.601	2:46.601	0.000
10	127	POLDEN	51.628	4	VALLELEY	1:14.670	79	TAYLOR	42.528	9	64	DURHAM	2:48.207	2:50.025	1.818
11	26	BOERBOOM	51.912	79	TAYLOR	1:14.725	26	BOERBOOM	42.573	10	79	TAYLOR	2:49.198	2:50.387	1.189
12	79	TAYLOR	51.945	26	BOERBOOM	1:14.960	127	POLDEN	43.232	11	26	BOERBOOM	2:49.445	2:49.935	0.490
13	25	BROUWERS	52.048	35	LODGE	1:15.228	25	BROUWERS	43.258	12	25	BROUWERS	2:50.940	2:51.559	0.619
14	35	LODGE	52.529	25	BROUWERS	1:15.634	47	ARCHER	43.394	13	4	VALLELEY	2:50.999	2:51.858	0.859
15	142	SLOOTEN	52.704	47	ARCHER	1:15.656	4	VALLELEY	43.423	14	127	POLDEN	2:51.293	2:51.571	0.278
16	47	ARCHER	52.780	74	THOMPSON	1:15.982	74	THOMPSON	43.428	15	47	ARCHER	2:51.830	2:52.389	0.559
17	4	VALLELEY	52.906	127	POLDEN	1:16.433	19	JOHNSON	43.799	16	35	LODGE	2:52.209	2:52.376	0.167
18	42	HOBSON	52.954	13	BURMAN	1:16.684	43	SHELTON	44.041	17	74	THOMPSON	2:52.367	2:52.605	0.238
19	74	THOMPSON	52.957	19	JOHNSON	1:16.768	142	SLOOTEN	44.109	18	142	SLOOTEN	2:53.728	2:53.728	0.000
20	19	JOHNSON	53.651	90	GREENWOOD	1:16.891	10	SUTHERLAND	44.280	19	19	JOHNSON	2:54.218	2:55.369	1.151
21	13	BURMAN	53.727	142	SLOOTEN	1:16.915	42	HOBSON	44.304	20	42	HOBSON	2:54.325	2:55.166	0.841
22	90	GREENWOOD	54.102	42	HOBSON	1:17.067	13	BURMAN	44.320	21	13	BURMAN	2:54.731	2:54.790	0.059
23	43	SHELTON	54.273	43	SHELTON	1:17.123	35	LODGE	44.452	22	43	SHELTON	2:55.437	2:55.437	0.000
24	10	SUTHERLAND	54.330	10	SUTHERLAND	1:17.802	90	GREENWOOD	44.771	23	90	GREENWOOD	2:55.764	2:55.764	0.000
25	44	BAYFORD	54.707	7	ASHBY	1:19.108	7	ASHBY	45.595	24	10	SUTHERLAND	2:56.412	2:57.574	1.162
26	27	GREEN	54.904	99	CORREIA-LOUREN	1:19.179	44	BAYFORD	45.902	25	7	ASHBY	2:59.642	2:59.642	0.000
27	88	JONKER	54.934	44	BAYFORD	1:19.698	88	JONKER	46.232	26	44	BAYFORD	3:00.307	3:00.615	0.308
28	7	ASHBY	54.939	100	CAMPBELL	1:19.779	99	CORREIA-LOUREN	46.358	27	99	CORREIA-LOUREN	3:01.178	3:01.934	0.756
29	124	RODINK	55.521	88	JONKER	1:20.198	124	RODINK	46.363	28	88	JONKER	3:01.364	3:01.364	0.000
30	99	CORREIA-LOUREN	55.641	27	GREEN	1:20.506	100	CAMPBELL	46.498	29	27	GREEN	3:01.991	3:02.420	0.429
31	100	CAMPBELL	56.511	124	RODINK	1:21.068	27	GREEN	46.581	30	100	CAMPBELL	3:02.788	3:02.788	0.000
										31	124	RODINK	3:02.952	3:02.952	0.000

Weather / Track : Rain / Wet

Results can be found at www.tsl-timing.com

Silverstone GP

Circuit Length = 3.6673 miles

Start: 10:00 Flag 10:25 End: 10:28

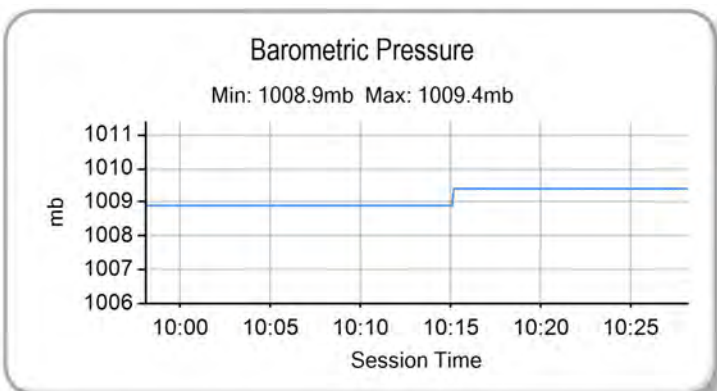
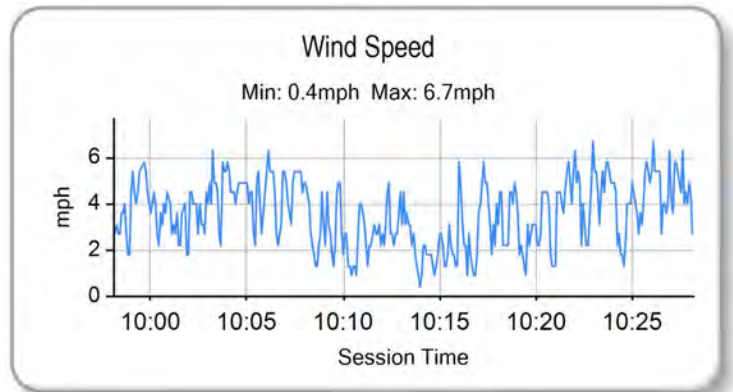
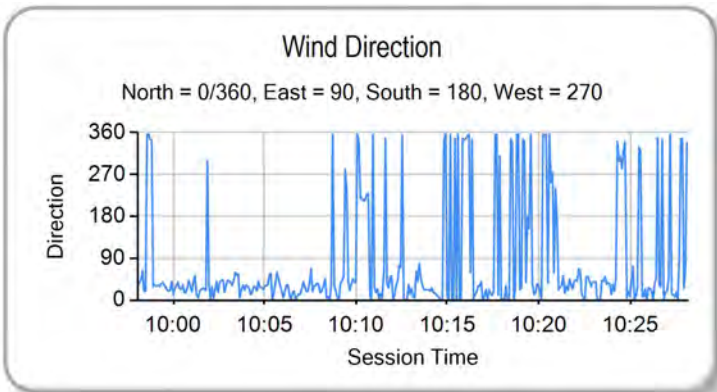
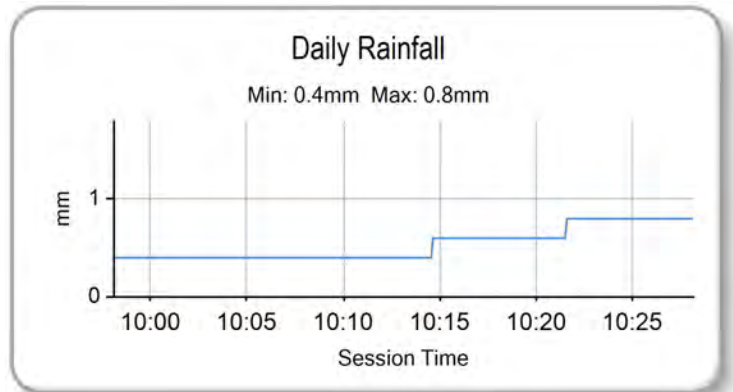
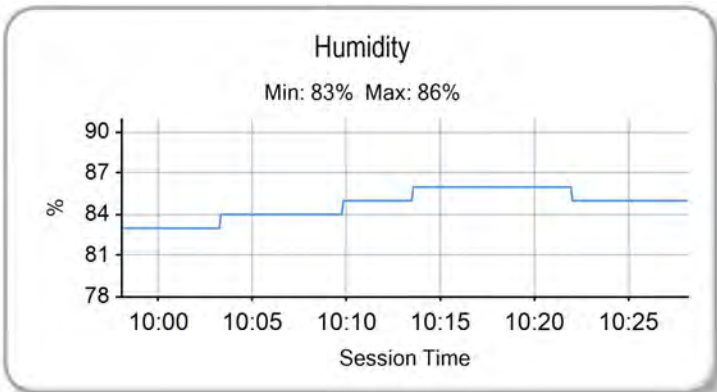
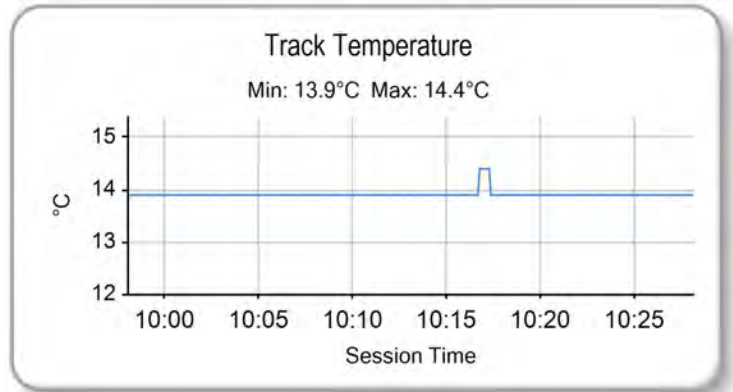
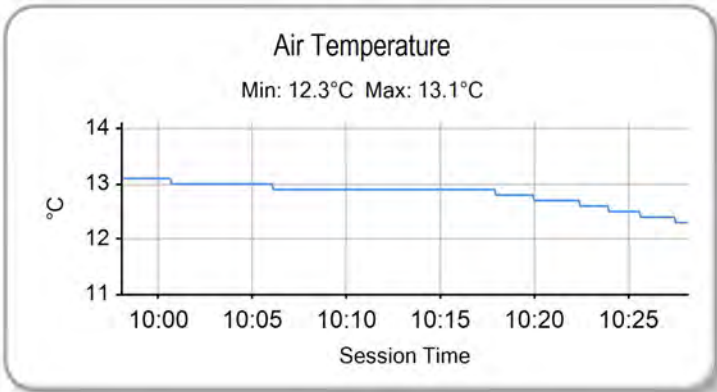
Printed - 10:30 Saturday, 04 October 2014

MCRCB BULLETIN TK089

2014 MCE British Superbike Championship - Round 11

2014 Motul British Motostar Championship

QUALIFYING 1 - WEATHER CONDITIONS



Weather / Track : Rain / Wet

Results can be found at www.tsl-timing.com

Silverstone GP
Circuit Length = 3.6673 miles
Start: 10:00 Flag 10:25 End: 10:28

Printed - 10:31 Saturday, 04 October 2014



ROW 11	33	18 Paul DOBB	32	16 Edmund BEST	31	12 Edward RENDELL
ROW 10	30	3:02.952 124 Tasia RODINK	29	3:02.788 100 Stephen CAMPBELL	28	3:02.420 27 Cat GREEN
ROW 9	27	3:01.934 99 Miguel CORREIA-LOURENCO	26	3:01.364 88 Wesley JONKER	25	3:00.615 44 Jake BAYFORD
ROW 8	24	2:59.642 7 Jamie ASHBY	23	2:57.574 10 Peter SUTHERLAND	22	2:55.764 90 Greg GREENWOOD
ROW 7	21	2:55.437 43 Arnie SHELTON	20	2:55.369 19 Kai JOHNSON	19	2:55.166 42 James HOBSON
ROW 6	18	2:54.790 13 Sam BURMAN	17	2:53.728 142 Brian SLOOTEN	16	2:52.605 74 Joe THOMPSON
ROW 5	15	2:52.389 47 Jake ARCHER	14	2:52.376 35 Elliot LODGE	13	2:51.858 4 Louis VALLELEY
ROW 4	12	2:51.571 127 Georgina POLDEN	11	2:51.559 25 Mike BROUWERS	10	2:50.387 79 Chris TAYLOR
ROW 3	9	2:50.025 64 Asher DURHAM	8	2:49.935 26 Jorel BOERBOOM	7	2:46.601 6 Taz TAYLOR
ROW 2	6	2:45.088 34 Jordan WEAVING	5	2:43.729 86 Charlie NESBITT	4	2:42.803 65 Josh OWENS
ROW 1	3	2:42.474 36 Jayson URIBE	2	2:41.322 28 Bradley RAY	1	2:41.005 66 Joe IRVING Pole

Silverstone GP
Circuit Length = 3.6673 miles

These results are provisional until the conclusion of any judicial and technical matters.

Race Director :	Stewards :	Timekeeper :
-----------------	------------	--------------

Results can be found at www.britishsuperbike.com

Printed - 14:09 Saturday, 04 October 2014





POS	NO	CL	PIC NAME	ENTRY	TIME	ON	LAPS	GAP	DIFF	MPH
1	66	M3	1 Joe IRVING	KTM - Redline KTM	2:20.771	4	4			93.78
2	86	M3	2 Charlie NESBITT	Repli-Cast - Repli-Cast UK	2:22.494	4	4	1.723	1.723	92.65
3	6		1 Taz TAYLOR	Luyten Honda - FPW Racing / Hookless Holidays	2:22.642	4	4	1.871	0.148	92.55
4	36	M3	3 Jayson URIBE	Honda - FPW Racing / RSR	2:22.760	4	4	1.989	0.118	92.47
5	26	M3	4 Jorel BOERBOOM	Suter Honda - RV Racing	2:22.897	4	4	2.126	0.137	92.39
6	28		2 Bradley RAY	EE125 - FAB-Racing	2:24.037	2	3	3.266	1.140	91.65
7	34	M3	5 Jordan WEAVING	KTM - Jordan Racing / Burkert	2:24.169	2	3	3.398	0.132	91.57
8	12		3 Edward RENDELL	Honda - Banks Racing	2:25.175	4	4	4.404	1.006	90.94
9	65		4 Josh OWENS	Honda - RCD Motorsport	2:25.223	4	4	4.452	0.048	90.91
10	64	M3	6 Asher DURHAM	Honda - Century 21 / Cresswell Racing	2:25.224	4	4	4.453	0.001	90.91
11	25	M3	7 Mike BROUWERS	Honda - Joma / Brouwers Racing Team	2:25.464	3	4	4.693	0.240	90.76
12	43		5 Arnie SHELTON	Honda - e3 Motorsport with Shelton Racing	2:25.491	4	4	4.720	0.027	90.74
13	35		6 Elliot LODGE	Honda - SP125 / Spike Racing	2:26.787	3	4	6.016	1.296	89.94
14	142	M3	8 Brian SLOOTEN	Honda - Bakker Frames Holland	2:26.964	3	4	6.193	0.177	89.83
15	79	M3	9 Chris TAYLOR	Honda - Elevator Saddles & Bridles	2:27.002	4	4	6.231	0.038	89.81
16	42	M3	10 James HOBSON	KTM - Two 4 Motorsport with RS Racing	2:28.063	4	4	7.292	1.061	89.16
17	74	M3	11 Joe THOMPSON	Repli-Cast - Repli-Cast UK	2:29.496	4	4	8.725	1.433	88.31
18	19		7 Kai JOHNSON	Aprilia - Kinpac Racing	2:29.737	4	4	8.966	0.241	88.17
19	13	M3	12 Sam BURMAN	Honda - WNT / Burman Racing	2:29.879	4	4	9.108	0.142	88.08
20	124		8 Tasia RODINK	Honda - Promemo Racing	2:30.049	4	4	9.278	0.170	87.98
21	10		9 Peter SUTHERLAND	Aprilia - Kinpac Racing	2:30.310	3	4	9.539	0.261	87.83
22	27	M3	13 Cat GREEN	Honda - Redline Racing	2:30.398	4	4	9.627	0.088	87.78
23	16	M3	14 Edmund BEST	Honda - SymCirrus Racing	2:30.475	4	4	9.704	0.077	87.73
24	90		10 Greg GREENWOOD	Luyten Honda - FPW Racing	2:31.492	4	4	10.721	1.017	87.14
25	18		11 Paul DOBB	Honda - PDR	2:32.027	4	4	11.256	0.535	86.84
26	4		12 Louis VALLELEY	KTM - Century 21 / Cresswell Racing	2:32.263	3	4	11.492	0.236	86.70
27	88		13 Wesley JONKER	Honda - Racing Family	2:32.497	4	4	11.726	0.234	86.57
28	44		14 Jake BAYFORD	Honda - SGR Racing	2:35.336	3	3	14.565	2.839	84.99
29	127		15 Georgina POLDEN	Honda - RS Racing	2:35.603	2	3	14.832	0.267	84.84
30	99		16 Miguel CORREIA-LOURENCO	Honda - Racing Team Noord Nederland	2:36.039	2	4	15.268	0.436	84.60
31	7		17 Jamie ASHBY	Honda - JPA Racing / SP125	2:38.358	3	3	17.587	2.319	83.37
32	100		18 Stephen CAMPBELL	Honda - Campbell Racing	2:46.418	2	3	25.647	8.060	79.33
33	47		19 Jake ARCHER	Honda - Jake Archer Racing			0			

Weather / Track : Bright / Dry

These results are provisional until the conclusion of any judicial and technical matters.

Silverstone GP

Circuit Length = 3.6673 miles

Start: 10:07 Flag 10:15 End: 10:18

Race Director :	Stewards :	Timekeeper :
-----------------	------------	--------------

Results can be found at www.britishsuperbike.com

Printed - 10:20 Sunday, 05 October 2014



MCRCB BULLETIN TK185

2014 MCE British Superbike Championship - Round 11

2014 Motul British Motostar Championship

WARM-UP - SECTOR ANALYSIS

SECTOR 1 = FL to I1, SECTOR 2 = I1 to I2, SECTOR 3 = I2 to FL, DIFF = Difference To Personal Best Lap

P1		66 M3		Joe IRVING		KTM - Redline KTM		
IDEAL LAP TIME : 2:20.350		BEST LAP TIME : 2:20.771		DIFFERENCE : 0.421				
LAP	SECTOR 1	SECTOR 2	SECTOR 3	LAP TIME	MPH	DIFF	TIME OF DAY	
1 -	OUTLAP	132.1	1:05.721	36.921	124.3		10:09:36.596	
2 -	44.463	131.0	1:01.211	35.905	124.3	2:21.579 (3)	93.25 0.808 10:11:58.175	
3 -	43.857	132.1	1:00.934	36.048	123.8	2:20.839 (2)	93.74 0.068 10:14:19.014	
4 -	44.278	130.8	1:00.862	35.631	122.4	2:20.771 (1)	93.78 10:16:39.785	

P2		86 M3		Charlie NESBITT		Repli-Cast - Repli-Cast UK		
IDEAL LAP TIME : 2:22.494		BEST LAP TIME : 2:22.494		DIFFERENCE : 0.000				
LAP	SECTOR 1	SECTOR 2	SECTOR 3	LAP TIME	MPH	DIFF	TIME OF DAY	
1 -	OUTLAP	124.2	1:05.171	37.659	117.6		10:09:33.270	
2 -	45.621	124.2	1:02.557	36.826	118.0	2:25.004 (3)	91.04 2.510 10:11:58.274	
3 -	44.979	126.3	1:01.559	36.476	117.6	2:23.014 (2)	92.31 0.520 10:14:21.288	
4 -	44.762	125.2	1:01.330	36.402	118.2	2:22.494 (1)	92.65 10:16:43.782	

P3		6		Taz TAYLOR		Luyten Honda - FPW Racing / Hookless Holidays		
IDEAL LAP TIME : 2:22.580		BEST LAP TIME : 2:22.642		DIFFERENCE : 0.062				
LAP	SECTOR 1	SECTOR 2	SECTOR 3	LAP TIME	MPH	DIFF	TIME OF DAY	
1 -		125.9	1:04.291	37.278	119.3		10:09:30.665	
2 -	45.238	125.6	1:02.482	36.998	118.2	2:24.718 (3)	91.22 2.076 10:11:55.383	
3 -	44.460	127.0	1:02.395	36.951	120.8	2:23.806 (2)	91.80 1.164 10:14:19.189	
4 -	44.522	127.0	1:01.600	36.520	122.0	2:22.642 (1)	92.55 10:16:41.831	

P4		36 M3		Jayson URIBE		Honda - FPW Racing / RSR		
IDEAL LAP TIME : 2:22.760		BEST LAP TIME : 2:22.760		DIFFERENCE : 0.000				
LAP	SECTOR 1	SECTOR 2	SECTOR 3	LAP TIME	MPH	DIFF	TIME OF DAY	
1 -		126.6	1:03.891	37.804	117.0		10:09:30.697	
2 -	45.277	127.3	1:02.574	36.933	120.4	2:24.784 (3)	91.18 2.024 10:11:55.481	
3 -	44.521	127.3	1:02.067	36.975	117.8	2:23.563 (2)	91.96 0.803 10:14:19.044	
4 -	44.463	127.3	1:01.396	36.901	120.6	2:22.760 (1)	92.47 10:16:41.804	

P5		26 M3		Jorel BOERBOOM		Suter Honda - RV Racing		
IDEAL LAP TIME : 2:22.895		BEST LAP TIME : 2:22.897		DIFFERENCE : 0.002				
LAP	SECTOR 1	SECTOR 2	SECTOR 3	LAP TIME	MPH	DIFF	TIME OF DAY	
1 -	OUTLAP	125.2	1:04.061	37.602	120.0		10:09:30.117	
2 -	45.272	126.8	1:02.648	36.990	120.6	2:24.910 (3)	91.10 2.013 10:11:55.027	
3 -	44.785	126.3	1:01.993	36.836	120.2	2:23.614 (2)	91.92 0.717 10:14:18.641	
4 -	44.787	129.3	1:01.566	36.544	120.4	2:22.897 (1)	92.39 10:16:41.538	

P6		28		Bradley RAY		EE125 - FAB-Racing		
IDEAL LAP TIME : 2:22.399		BEST LAP TIME : 2:24.037		DIFFERENCE : 1.638				
LAP	SECTOR 1	SECTOR 2	SECTOR 3	LAP TIME	MPH	DIFF	TIME OF DAY	
1 -	OUTLAP	118.7	1:06.784	37.292	112.8		10:09:37.990	
2 -	45.577	130.0	1:01.949	36.511	121.5	2:24.037 (1)	91.65 10:12:02.027	
3 -	43.939	128.8		IN PIT		3:22.829 P	65.09 58.792 10:15:24.856	

P7		34 M3		Jordan WEAVING		KTM - Jordan Racing / Burkert		
IDEAL LAP TIME : 2:24.128		BEST LAP TIME : 2:24.169		DIFFERENCE : 0.041				
LAP	SECTOR 1	SECTOR 2	SECTOR 3	LAP TIME	MPH	DIFF	TIME OF DAY	
1 -	OUTLAP	128.3	1:05.589	39.206	119.5		10:09:43.182	
2 -	45.060	129.0	1:02.435	36.674	122.0	2:24.169 (1)	91.57 10:12:07.351	
3 -	45.019	127.0	1:06.222	IN PIT		2:37.796 P	83.66 13.627 10:14:45.147	

Weather / Track : Bright / Dry

Silverstone GP
Circuit Length = 3.6673 miles
Start: 10:07 Flag 10:15 End: 10:18

MCRCB BULLETIN TK185

2014 MCE British Superbike Championship - Round 11

2014 Motul British Motostar Championship

WARM-UP - SECTOR ANALYSIS

SECTOR 1 = FL to I1, SECTOR 2 = I1 to I2, SECTOR 3 = I2 to FL, DIFF = Difference To Personal Best Lap

P8 12		Edward RENDELL		Honda - Banks Racing				
IDEAL LAP TIME : 2:24.980		BEST LAP TIME : 2:25.175		DIFFERENCE : 0.195				
LAP	SECTOR 1	SECTOR 2	SECTOR 3	LAP TIME	MPH	DIFF	TIME OF DAY	
1 -	OUTLAP	118.9	1:05.637	38.361	114.1		10:09:51.299	
2 -	45.957	121.1	1:04.368	37.068	117.4	2:27.393 (3)	89.57	2.218 10:12:18.692
3 -	46.131	122.9	1:02.682	37.065	115.3	2:25.878 (2)	90.50	0.703 10:14:44.570
4 -	45.419	122.4	1:02.877	36.879	116.1	2:25.175 (1)	90.94	10:17:09.745

P9 65		Josh OWENS		Honda - RCD Motorsport				
IDEAL LAP TIME : 2:25.088		BEST LAP TIME : 2:25.223		DIFFERENCE : 0.135				
LAP	SECTOR 1	SECTOR 2	SECTOR 3	LAP TIME	MPH	DIFF	TIME OF DAY	
1 -	OUTLAP	121.3	1:05.876	38.007	116.8		10:10:07.803	
2 -	45.893	123.1	1:03.017	37.125	117.4	2:26.035 (3)	90.40	0.812 10:12:33.838
3 -	45.370	123.1	1:02.686	37.427	117.4	2:25.483 (2)	90.74	0.260 10:14:59.321
4 -	45.315	125.6	1:02.648	37.260	118.4	2:25.223 (1)	90.91	10:17:24.544

P10 64 M3		Asher DURHAM		Honda - Century 21 / Cresswell Racing				
IDEAL LAP TIME : 2:25.021		BEST LAP TIME : 2:25.224		DIFFERENCE : 0.203				
LAP	SECTOR 1	SECTOR 2	SECTOR 3	LAP TIME	MPH	DIFF	TIME OF DAY	
1 -	OUTLAP	127.0	1:05.988	37.450	120.8		10:09:35.686	
2 -	45.493	128.5	1:03.726	37.336	120.8	2:26.555 (3)	90.08	1.331 10:12:02.241
3 -	45.851	126.6	1:02.737	36.910	118.0	2:25.498 (2)	90.73	0.274 10:14:27.739
4 -	45.374	125.4	1:02.745	37.105	119.3	2:25.224 (1)	90.91	10:16:52.963

P11 25 M3		Mike BROUWERS		Honda - Joma / Brouwers Racing Team				
IDEAL LAP TIME : 2:25.464		BEST LAP TIME : 2:25.464		DIFFERENCE : 0.000				
LAP	SECTOR 1	SECTOR 2	SECTOR 3	LAP TIME	MPH	DIFF	TIME OF DAY	
1 -	OUTLAP	126.8	1:06.258	37.742	118.0		10:09:36.463	
2 -	46.583	126.3	1:03.624	37.245	118.4	2:27.452 (2)	89.53	1.988 10:12:03.915
3 -	44.942	127.0	1:03.389	37.133	120.6	2:25.464 (1)	90.76	10:14:29.379
4 -	46.045	128.0	1:04.110	37.587	116.3	2:27.742 (3)	89.36	2.278 10:16:57.121

P12 43		Arnie SHELTON		Honda - e3 Motorsport with Shelton Racing				
IDEAL LAP TIME : 2:25.367		BEST LAP TIME : 2:25.491		DIFFERENCE : 0.124				
LAP	SECTOR 1	SECTOR 2	SECTOR 3	LAP TIME	MPH	DIFF	TIME OF DAY	
1 -	OUTLAP	122.0	1:07.869	39.309	115.5		10:09:45.573	
2 -	46.236	125.9	1:05.104	37.575	117.6	2:28.915 (3)	88.65	3.424 10:12:14.488
3 -	45.397	123.8	1:03.406	37.350	118.7	2:26.153 (2)	90.33	0.662 10:14:40.641
4 -	45.521	128.0	1:02.811	37.159	117.0	2:25.491 (1)	90.74	10:17:06.132

P13 35		Elliot LODGE		Honda - SP125 / Spike Racing				
IDEAL LAP TIME : 2:26.773		BEST LAP TIME : 2:26.787		DIFFERENCE : 0.014				
LAP	SECTOR 1	SECTOR 2	SECTOR 3	LAP TIME	MPH	DIFF	TIME OF DAY	
1 -	OUTLAP	125.2	1:04.635	37.987	119.3		10:09:34.432	
2 -	46.752	125.6	1:04.037	37.247	119.7	2:28.036 (2)	89.18	1.249 10:12:02.468
3 -	45.976	125.4	1:03.550	37.261	119.5	2:26.787 (1)	89.94	10:14:29.255
4 -	46.116	123.5	1:04.577	37.502	117.4	2:28.195 (3)	89.08	1.408 10:16:57.450

P14 142 M3		Brian SLOOTEN		Honda - Bakker Frames Holland				
IDEAL LAP TIME : 2:26.964		BEST LAP TIME : 2:26.964		DIFFERENCE : 0.000				
LAP	SECTOR 1	SECTOR 2	SECTOR 3	LAP TIME	MPH	DIFF	TIME OF DAY	
1 -	OUTLAP	126.3	1:05.841	38.428	118.9		10:09:34.279	
2 -	46.645	126.1	1:03.613	37.492	117.8	2:27.750 (2)	89.35	0.786 10:12:02.029
3 -	46.110	124.9	1:03.464	37.390	118.4	2:26.964 (1)	89.83	10:14:28.993
4 -	46.286	127.5	1:03.934	37.923	114.7	2:28.143 (3)	89.11	1.179 10:16:57.136

Weather / Track : Bright / Dry

Silverstone GP

Circuit Length = 3.6673 miles

Start: 10:07 Flag 10:15 End: 10:18

MCRCB BULLETIN TK185

2014 MCE British Superbike Championship - Round 11

2014 Motul British Motostar Championship

WARM-UP - SECTOR ANALYSIS

SECTOR 1 = FL to I1, SECTOR 2 = I1 to I2, SECTOR 3 = I2 to FL, DIFF = Difference To Personal Best Lap

P15		79 M3		Chris TAYLOR		Honda - Elevator Saddles & Bridles			
IDEAL LAP TIME : 2:26.870		BEST LAP TIME : 2:27.002		DIFFERENCE : 0.132					
LAP	SECTOR 1	SECTOR 2	SECTOR 3	LAP TIME	MPH	DIFF	TIME OF DAY		
1 -	OUTLAP	125.2	1:07.369	38.370	118.9			10:09:37.325	
2 -	46.469	126.6	1:04.241	37.667	119.1	2:28.377 (3)	88.97	1.375	10:12:05.702
3 -	46.225	126.1	1:03.958	37.438	117.2	2:27.621 (2)	89.43	0.619	10:14:33.323
4 -	45.819	125.2	1:03.613	37.570	117.8	2:27.002 (1)	89.81		10:17:00.325

P16		42 M3		James HOBSON		KTM - Two 4 Motorsport with RS Racing			
IDEAL LAP TIME : 2:27.791		BEST LAP TIME : 2:28.063		DIFFERENCE : 0.272					
LAP	SECTOR 1	SECTOR 2	SECTOR 3	LAP TIME	MPH	DIFF	TIME OF DAY		
1 -	OUTLAP	129.5	1:08.781	39.201	120.8			10:09:40.396	
2 -	46.568	130.0	1:05.646	38.135	121.5	2:30.349 (3)	87.81	2.286	10:12:10.745
3 -	45.667	130.0	1:04.445	38.103	120.4	2:28.215 (2)	89.07	0.152	10:14:38.960
4 -	45.939	130.5	1:04.368	37.756	121.7	2:28.063 (1)	89.16		10:17:07.023

P17		74 M3		Joe THOMPSON		Repli-Cast - Repli-Cast UK			
IDEAL LAP TIME : 2:28.765		BEST LAP TIME : 2:29.496		DIFFERENCE : 0.731					
LAP	SECTOR 1	SECTOR 2	SECTOR 3	LAP TIME	MPH	DIFF	TIME OF DAY		
1 -	OUTLAP	124.0	1:07.424	38.209	117.4			10:09:36.760	
2 -	46.944	128.8	1:05.090	38.231	119.7	2:30.265 (2)	87.86	0.769	10:12:07.025
3 -	46.084	127.8	1:06.604	39.057	117.2	2:31.745 (3)	87.00	2.249	10:14:38.770
4 -	46.815	125.9	1:04.571	38.110	118.9	2:29.496 (1)	88.31		10:17:08.266

P18		19		Kai JOHNSON		Aprilia - Kinpac Racing			
IDEAL LAP TIME : 2:29.401		BEST LAP TIME : 2:29.737		DIFFERENCE : 0.336					
LAP	SECTOR 1	SECTOR 2	SECTOR 3	LAP TIME	MPH	DIFF	TIME OF DAY		
1 -	OUTLAP	121.7	1:08.193	39.123	114.5			10:09:41.445	
2 -	47.045	122.9	1:04.669	38.421	113.1	2:30.135 (2)	87.93	0.398	10:12:11.580
3 -	46.444	120.6	1:05.409	38.288	113.3	2:30.141 (3)	87.93	0.404	10:14:41.721
4 -	46.651	121.1	1:04.791	38.295	113.9	2:29.737 (1)	88.17		10:17:11.458

P19		13 M3		Sam BURMAN		Honda - WNT / Burman Racing			
IDEAL LAP TIME : 2:29.879		BEST LAP TIME : 2:29.879		DIFFERENCE : 0.000					
LAP	SECTOR 1	SECTOR 2	SECTOR 3	LAP TIME	MPH	DIFF	TIME OF DAY		
1 -	OUTLAP	122.9	1:06.287	38.799	117.8			10:09:34.230	
2 -	47.788	127.0	1:05.080	38.225	118.0	2:31.093 (2)	87.37	1.214	10:12:05.323
3 -	47.318	127.5	1:06.996	39.379	114.1	2:33.693 (3)	85.90	3.814	10:14:39.016
4 -	47.001	126.3	1:04.668	38.210	118.7	2:29.879 (1)	88.08		10:17:08.895

P20		124		Tasia RODINK		Honda - Promemo Racing			
IDEAL LAP TIME : 2:30.049		BEST LAP TIME : 2:30.049		DIFFERENCE : 0.000					
LAP	SECTOR 1	SECTOR 2	SECTOR 3	LAP TIME	MPH	DIFF	TIME OF DAY		
1 -	OUTLAP	126.1	1:09.378	40.015	117.0			10:09:44.095	
2 -	47.411	124.0	1:07.168	39.519	117.2	2:34.098 (3)	85.67	4.049	10:12:18.193
3 -	47.638	126.3	1:05.241	38.725	117.8	2:31.604 (2)	87.08	1.555	10:14:49.797
4 -	46.597	125.2	1:05.237	38.215	116.1	2:30.049 (1)	87.98		10:17:19.846

P21		10		Peter SUTHERLAND		Aprilia - Kinpac Racing			
IDEAL LAP TIME : 2:29.650		BEST LAP TIME : 2:30.310		DIFFERENCE : 0.660					
LAP	SECTOR 1	SECTOR 2	SECTOR 3	LAP TIME	MPH	DIFF	TIME OF DAY		
1 -	OUTLAP	125.4	1:09.140	39.342	120.0			10:09:44.429	
2 -	47.048	125.6	1:07.080	38.767	117.6	2:32.895 (3)	86.34	2.585	10:12:17.324
3 -	47.354	123.1	1:04.669	38.287	116.8	2:30.310 (1)	87.83		10:14:47.634
4 -	46.694	121.7	1:05.497	38.356	116.6	2:30.547 (2)	87.69	0.237	10:17:18.181

Weather / Track : Bright / Dry

Silverstone GP
Circuit Length = 3.6673 miles
Start: 10:07 Flag 10:15 End: 10:18

MCRCB BULLETIN TK185

2014 MCE British Superbike Championship - Round 11

2014 Motul British Motostar Championship

WARM-UP - SECTOR ANALYSIS

SECTOR 1 = FL to I1, SECTOR 2 = I1 to I2, SECTOR 3 = I2 to FL, DIFF = Difference To Personal Best Lap

P22		27 M3		Cat GREEN		Honda - Redline Racing		
IDEAL LAP TIME : 2:30.398		BEST LAP TIME : 2:30.398		DIFFERENCE : 0.000				
LAP	SECTOR 1	SECTOR 2	SECTOR 3	LAP TIME	MPH	DIFF	TIME OF DAY	
1 -	OUTLAP	128.3	1:09.387	40.852	119.1		10:09:43.884	
2 -	47.262	129.3	1:07.099	39.277	120.8	2:33.638 (2)	85.93 3.240 10:12:17.522	
3 -	48.368	119.4	1:06.408	39.180	118.0	2:33.956 (3)	85.75 3.558 10:14:51.478	
4 -	46.502	131.3	1:05.664	38.232	120.8	2:30.398 (1)	87.78 10:17:21.876	

P23		16 M3		Edmund BEST		Honda - SymCirrus Racing		
IDEAL LAP TIME : 2:30.409		BEST LAP TIME : 2:30.475		DIFFERENCE : 0.066				
LAP	SECTOR 1	SECTOR 2	SECTOR 3	LAP TIME	MPH	DIFF	TIME OF DAY	
1 -	OUTLAP	118.1	1:09.647	40.668	119.3		10:09:44.194	
2 -	47.328	126.8	1:07.497	38.921	119.3	2:33.746 (3)	85.87 3.271 10:12:17.940	
3 -	46.934	126.1	1:06.030	37.893	117.8	2:30.857 (2)	87.51 0.382 10:14:48.797	
4 -	46.771	125.2	1:05.745	37.959	118.2	2:30.475 (1)	87.73 10:17:19.272	

P24		90		Greg GREENWOOD		Luyten Honda - FPW Racing		
IDEAL LAP TIME : 2:31.468		BEST LAP TIME : 2:31.492		DIFFERENCE : 0.024				
LAP	SECTOR 1	SECTOR 2	SECTOR 3	LAP TIME	MPH	DIFF	TIME OF DAY	
1 -	OUTLAP	124.7	1:09.035	40.919	116.3		10:09:43.092	
2 -	47.588	123.5	1:07.344	39.009	115.7	2:33.941 (3)	85.76 2.449 10:12:17.033	
3 -	47.730	124.7	1:05.924	39.048	115.9	2:32.702 (2)	86.45 1.210 10:14:49.735	
4 -	47.314	124.7	1:05.145	39.033	116.1	2:31.492 (1)	87.14 10:17:21.227	

P25		18		Paul DOBB		Honda - PDR		
IDEAL LAP TIME : 2:31.624		BEST LAP TIME : 2:32.027		DIFFERENCE : 0.403				
LAP	SECTOR 1	SECTOR 2	SECTOR 3	LAP TIME	MPH	DIFF	TIME OF DAY	
1 -	OUTLAP	118.1	1:10.135	40.660	113.1		10:09:44.999	
2 -	47.921	120.2	1:05.982	39.621	113.7	2:33.524 (3)	85.99 1.497 10:12:18.523	
3 -	47.897	120.4	1:05.589	38.717	112.9	2:32.203 (2)	86.74 0.176 10:14:50.726	
4 -	47.318	120.4	1:05.881	38.828	112.8	2:32.027 (1)	86.84 10:17:22.753	

P26		4		Louis VALLELEY		KTM - Century 21 / Cresswell Racing		
IDEAL LAP TIME : 2:30.765		BEST LAP TIME : 2:32.263		DIFFERENCE : 1.498				
LAP	SECTOR 1	SECTOR 2	SECTOR 3	LAP TIME	MPH	DIFF	TIME OF DAY	
1 -	OUTLAP	111.2	1:09.504	38.944	115.9		10:09:47.977	
2 -	47.904	122.6	1:06.112	38.661	114.9	2:32.677 (2)	86.47 0.414 10:12:20.654	
3 -	46.643	121.1	1:07.152	38.468	114.9	2:32.263 (1)	86.70 10:14:52.917	
4 -	47.113	120.4	1:05.654	IN PIT		2:38.929 P	83.07 6.666 10:17:31.846	

P27		88		Wesley JONKER		Honda - Racing Family		
IDEAL LAP TIME : 2:32.368		BEST LAP TIME : 2:32.497		DIFFERENCE : 0.129				
LAP	SECTOR 1	SECTOR 2	SECTOR 3	LAP TIME	MPH	DIFF	TIME OF DAY	
1 -	OUTLAP	120.0	1:09.397	39.850	113.9		10:09:45.604	
2 -	48.507	120.6	1:06.511	39.003	112.2	2:34.021 (3)	85.71 1.524 10:12:19.625	
3 -	47.296	121.7	1:06.589	38.877	111.6	2:32.762 (2)	86.42 0.265 10:14:52.387	
4 -	47.238	120.0	1:06.253	39.006	112.4	2:32.497 (1)	86.57 10:17:24.884	

P28		44		Jake BAYFORD		Honda - SGR Racing		
IDEAL LAP TIME : 2:35.336		BEST LAP TIME : 2:35.336		DIFFERENCE : 0.000				
LAP	SECTOR 1	SECTOR 2	SECTOR 3	LAP TIME	MPH	DIFF	TIME OF DAY	
1 -	OUTLAP	115.1	1:10.049	39.793	110.7		10:10:09.452	
2 -	49.070	114.9	1:08.575	39.850	109.2	2:37.495 (2)	83.82 2.159 10:12:46.947	
3 -	48.784	114.3	1:07.099	39.453	109.4	2:35.336 (1)	84.99 10:15:22.283	

Weather / Track : Bright / Dry

Silverstone GP
Circuit Length = 3.6673 miles
Start: 10:07 Flag 10:15 End: 10:18

MCRCB BULLETIN TK185**2014 MCE British Superbike Championship - Round 11****2014 Motul British Motostar Championship****WARM-UP - SECTOR ANALYSIS**

SECTOR 1 = FL to I1, SECTOR 2 = I1 to I2, SECTOR 3 = I2 to FL, DIFF = Difference To Personal Best Lap

P29 127		Georgina POLDEN		Honda - RS Racing					
IDEAL LAP TIME : 2:35.603		BEST LAP TIME : 2:35.603		DIFFERENCE : 0.000					
LAP	SECTOR 1	SECTOR 2	SECTOR 3	LAP TIME	MPH	DIFF	TIME OF DAY		
1 -	OUTLAP	109.2	1:14.282	39.920	118.0		10:09:47.719		
2 -	47.980	125.6	1:08.549	39.074	117.0	2:35.603 (1)	84.84	10:12:23.322	
3 -	48.338	123.5	1:13.076	IN PIT		2:49.987 P	77.66	14.384	10:15:13.309

P30 99		Miguel CORREIA-LOURENCO		Honda - Racing Team Noord Nederland					
IDEAL LAP TIME : 2:35.258		BEST LAP TIME : 2:36.039		DIFFERENCE : 0.781					
LAP	SECTOR 1	SECTOR 2	SECTOR 3	LAP TIME	MPH	DIFF	TIME OF DAY		
1 -	OUTLAP	118.9	1:10.120	40.546	112.6		10:09:45.392		
2 -	48.462	118.7	1:07.780	39.797	113.1	2:36.039 (1)	84.60	10:12:21.431	
3 -	47.681	118.1	1:10.277	41.079	110.9	2:39.037 (2)	83.01	2.998	10:15:00.468
4 -	49.882	115.3	1:09.332	IN PIT		2:51.053 P	77.18	15.014	10:17:51.521

P31 7		Jamie ASHBY		Honda - JPA Racing / SP125					
IDEAL LAP TIME : 2:38.358		BEST LAP TIME : 2:38.358		DIFFERENCE : 0.000					
LAP	SECTOR 1	SECTOR 2	SECTOR 3	LAP TIME	MPH	DIFF	TIME OF DAY		
1 -	OUTLAP	119.6	1:11.098	41.374	114.3		10:10:17.353		
2 -	49.655	118.5	1:09.012	41.096	113.3	2:39.763 (2)	82.63	1.405	10:12:57.116
3 -	49.120	117.9	1:08.561	40.677	112.4	2:38.358 (1)	83.37		10:15:35.474

P32 100		Stephen CAMPBELL		Honda - Campbell Racing					
IDEAL LAP TIME : 2:46.287		BEST LAP TIME : 2:46.418		DIFFERENCE : 0.131					
LAP	SECTOR 1	SECTOR 2	SECTOR 3	LAP TIME	MPH	DIFF	TIME OF DAY		
1 -	OUTLAP	116.3	1:15.926	42.726	107.8		10:10:15.864		
2 -	52.398	118.1	1:12.108	41.912	108.5	2:46.418 (1)	79.33		10:13:02.282
3 -	53.178	115.9	1:12.357	41.781	107.8	2:47.316 (2)	78.90	0.898	10:15:49.598

Weather / Track : Bright / Dry

Silverstone GP
Circuit Length = 3.6673 miles
Start: 10:07 Flag 10:15 End: 10:18

MCRCB BULLETIN TK186**2014 MCE British Superbike Championship - Round 11****2014 Motul British Motostar Championship****WARM-UP - BEST SPEEDS**

SECTOR 1				SECTOR 2			FINISH LINE		
POS	NO	NAME	MPH	NO	NAME	MPH	NO	NAME	MPH
1	66	Joe IRVING	132.1				66	Joe IRVING	124.3
2	27	Cat GREEN	131.3				6	Taz TAYLOR	122.0
3	42	James HOBSON	130.5				34	Jordan WEAVING	122.0
4	28	Bradley RAY	130.0				42	James HOBSON	121.7
5	26	Jorel BOERBOOM	129.3				28	Bradley RAY	121.5
6	34	Jordan WEAVING	129.0				27	Cat GREEN	120.8
7	74	Joe THOMPSON	128.8				64	Asher DURHAM	120.8
8	64	Asher DURHAM	128.5				25	Mike BROUWERS	120.6
9	25	Mike BROUWERS	128.0				26	Jorel BOERBOOM	120.6
10	43	Arnie SHELTON	128.0				36	Jayson URIBE	120.6
11	13	Sam BURMAN	127.5				10	Peter SUTHERLAND	120.0
12	142	Brian SLOOTEN	127.5				35	Elliot LODGE	119.7
13	36	Jayson URIBE	127.3				74	Joe THOMPSON	119.7
14	6	Taz TAYLOR	127.0				16	Edmund BEST	119.3
15	16	Edmund BEST	126.8				79	Chris TAYLOR	119.1
16	79	Chris TAYLOR	126.6				142	Brian SLOOTEN	118.9
17	86	Charlie NESBITT	126.3				13	Sam BURMAN	118.7
18	124	Tasia RODINK	126.3				43	Arnie SHELTON	118.7
19	10	Peter SUTHERLAND	125.6				65	Josh OWENS	118.4
20	35	Elliot LODGE	125.6				86	Charlie NESBITT	118.2
21	65	Josh OWENS	125.6				127	Georgina POLDEN	118.0
22	127	Georgina POLDEN	125.6				124	Tasia RODINK	117.8
23	47	Jake ARCHER	125.2				12	Edward RENDELL	117.4
24	90	Greg GREENWOOD	124.7				90	Greg GREENWOOD	116.3
25	12	Edward RENDELL	122.9				4	Louis VALLELEY	115.9
26	19	Kai JOHNSON	122.9				19	Kai JOHNSON	114.5
27	4	Louis VALLELEY	122.6				7	Jamie ASHBY	114.3
28	88	Wesley JONKER	121.7				88	Wesley JONKER	113.9
29	18	Paul DOBB	120.4				18	Paul DOBB	113.7
30	7	Jamie ASHBY	119.6				99	Miguel CORREIA-LOURENCO	113.1
31	99	Miguel CORREIA-LOURENCO	118.9				44	Jake BAYFORD	110.7
32	100	Stephen CAMPBELL	118.1				100	Stephen CAMPBELL	108.5
33	44	Jake BAYFORD	115.1						

Weather / Track : Bright / Dry

Results can be found at www.tsl-timing.com

Silverstone GP

Circuit Length = 3.6673 miles

Start: 10:07 Flag 10:15 End: 10:18

Printed - 10:21 Sunday, 05 October 2014

MCRCB BULLETIN TK187

2014 MCE British Superbike Championship - Round 11

2014 Motul British Motostar Championship

WARM-UP - BEST SECTORS

SECTOR 1			SECTOR 2			SECTOR 3			IDEAL / BEST COMPARISON						
POS	NO	NAME	TIME	NO	NAME	TIME	NO	NAME	TIME	POS	NO	NAME	IDEAL	BEST	DIFF
1	66	IRVING	43.857	66	IRVING	1:00.862	66	IRVING	35.631				PERFECT LAP	2:20.350	
2	28	RAY	43.939	86	NESBITT	1:01.330	86	NESBITT	36.402	1	66	IRVING	2:20.350	2:20.771	0.421
3	6	TAYLOR	44.460	36	URIBE	1:01.396	28	RAY	36.511	2	28	RAY	2:22.399	2:24.037	1.638
4	36	URIBE	44.463	26	BOERBOOM	1:01.566	6	TAYLOR	36.520	3	86	NESBITT	2:22.494	2:22.494	0.000
5	86	NESBITT	44.762	6	TAYLOR	1:01.600	26	BOERBOOM	36.544	4	6	TAYLOR	2:22.580	2:22.642	0.062
6	26	BOERBOOM	44.785	28	RAY	1:01.949	34	WEAVING	36.674	5	36	URIBE	2:22.760	2:22.760	0.000
7	25	BROUWERS	44.942	34	WEAVING	1:02.435	12	RENDELL	36.879	6	26	BOERBOOM	2:22.895	2:22.897	0.002
8	34	WEAVING	45.019	65	OWENS	1:02.648	36	URIBE	36.901	7	34	WEAVING	2:24.128	2:24.169	0.041
9	65	OWENS	45.315	12	RENDELL	1:02.682	64	DURHAM	36.910	8	12	RENDELL	2:24.980	2:25.175	0.195
10	64	DURHAM	45.374	64	DURHAM	1:02.737	65	OWENS	37.125	9	64	DURHAM	2:25.021	2:25.224	0.203
11	43	SHELTON	45.397	43	SHELTON	1:02.811	25	BROUWERS	37.133	10	65	OWENS	2:25.088	2:25.223	0.135
12	12	RENDELL	45.419	25	BROUWERS	1:03.389	43	SHELTON	37.159	11	43	SHELTON	2:25.367	2:25.491	0.124
13	42	HOBSON	45.667	142	SLOOTEN	1:03.464	35	LODGE	37.247	12	25	BROUWERS	2:25.464	2:25.464	0.000
14	79	TAYLOR	45.819	35	LODGE	1:03.550	142	SLOOTEN	37.390	13	35	LODGE	2:26.773	2:26.787	0.014
15	35	LODGE	45.976	79	TAYLOR	1:03.613	79	TAYLOR	37.438	14	79	TAYLOR	2:26.870	2:27.002	0.132
16	74	THOMPSON	46.084	42	HOBSON	1:04.368	42	HOBSON	37.756	15	142	SLOOTEN	2:26.964	2:26.964	0.000
17	142	SLOOTEN	46.110	74	THOMPSON	1:04.571	16	BEST	37.893	16	42	HOBSON	2:27.791	2:28.063	0.272
18	19	JOHNSON	46.444	13	BURMAN	1:04.668	74	THOMPSON	38.110	17	74	THOMPSON	2:28.765	2:29.496	0.731
19	27	GREEN	46.502	10	SUTHERLAND	1:04.669	13	BURMAN	38.210	18	19	JOHNSON	2:29.401	2:29.737	0.336
20	124	RODINK	46.597	19	JOHNSON	1:04.669	124	RODINK	38.215	19	10	SUTHERLAND	2:29.650	2:30.310	0.660
21	4	VALLELEY	46.643	90	GREENWOOD	1:05.145	27	GREEN	38.232	20	13	BURMAN	2:29.879	2:29.879	0.000
22	10	SUTHERLAND	46.694	124	RODINK	1:05.237	10	SUTHERLAND	38.287	21	124	RODINK	2:30.049	2:30.049	0.000
23	16	BEST	46.771	18	DOBB	1:05.589	19	JOHNSON	38.288	22	27	GREEN	2:30.398	2:30.398	0.000
24	13	BURMAN	47.001	4	VALLELEY	1:05.654	4	VALLELEY	38.468	23	16	BEST	2:30.409	2:30.475	0.066
25	88	JONKER	47.238	27	GREEN	1:05.664	18	DOBB	38.717	24	4	VALLELEY	2:30.765	2:32.263	1.498
26	90	GREENWOOD	47.314	16	BEST	1:05.745	88	JONKER	38.877	25	90	GREENWOOD	2:31.468	2:31.492	0.024
27	18	DOBB	47.318	88	JONKER	1:06.253	90	GREENWOOD	39.009	26	18	DOBB	2:31.624	2:32.027	0.403
28	99	CORREIA-LOUREN	47.681	44	BAYFORD	1:07.099	127	POLDEN	39.074	27	88	JONKER	2:32.368	2:32.497	0.129
29	127	POLDEN	47.980	99	CORREIA-LOUREN	1:07.780	44	BAYFORD	39.453	28	99	CORREIA-LOURENC	2:35.258	2:36.039	0.781
30	44	BAYFORD	48.784	47	ARCHER	1:08.343	99	CORREIA-LOUREN	39.797	29	44	BAYFORD	2:35.336	2:35.336	0.000
31	7	ASHBY	49.120	127	POLDEN	1:08.549	7	ASHBY	40.677	30	127	POLDEN	2:35.603	2:35.603	0.000
32	100	CAMPBELL	52.398	7	ASHBY	1:08.561	100	CAMPBELL	41.781	31	7	ASHBY	2:38.358	2:38.358	0.000
33				100	CAMPBELL	1:12.108				32	100	CAMPBELL	2:46.287	2:46.418	0.131

Weather / Track : Bright / Dry

Results can be found at www.tsl-timing.com

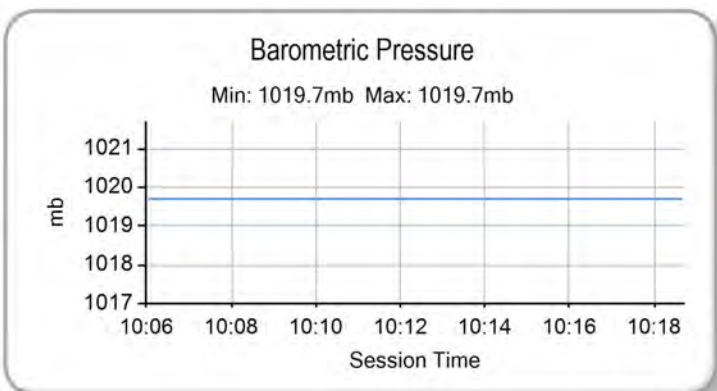
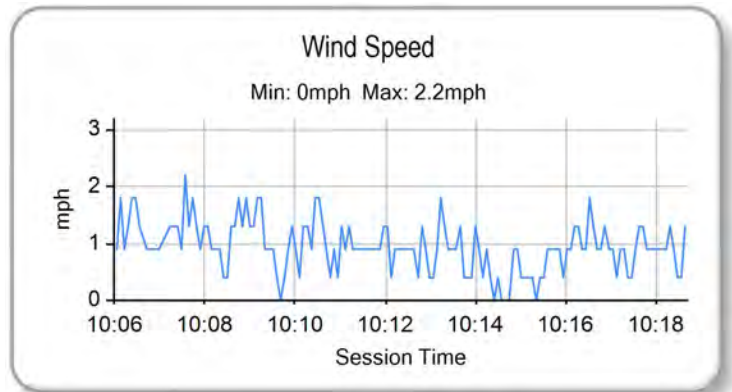
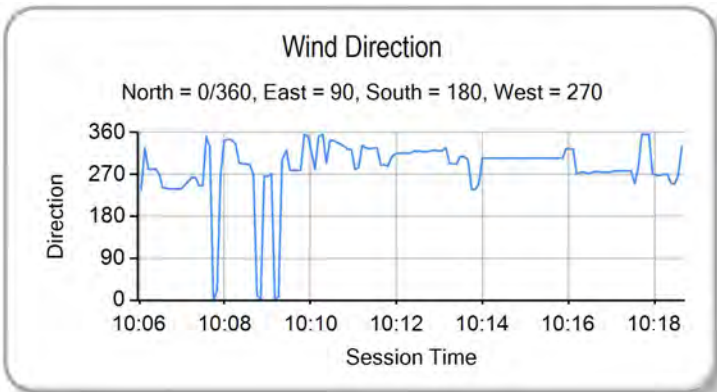
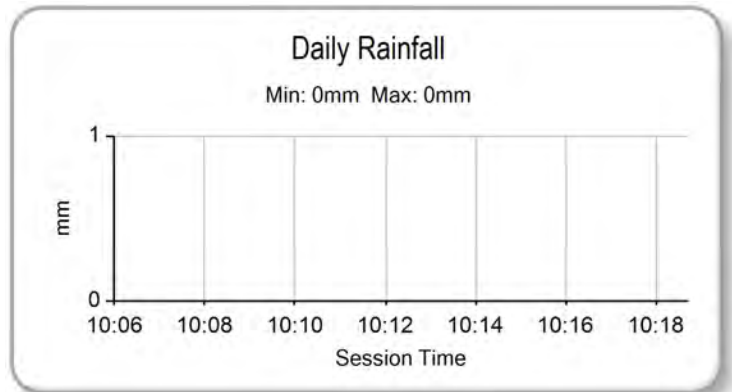
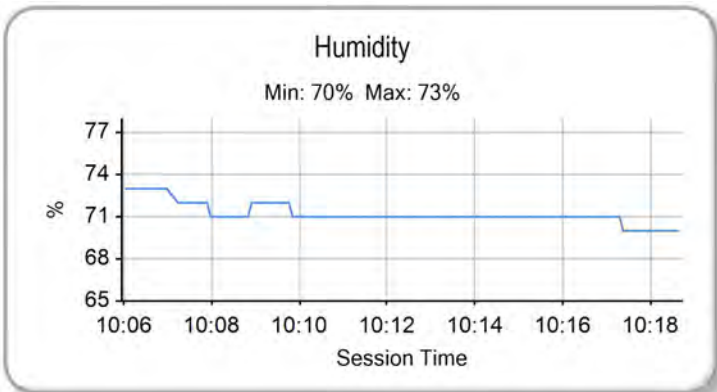
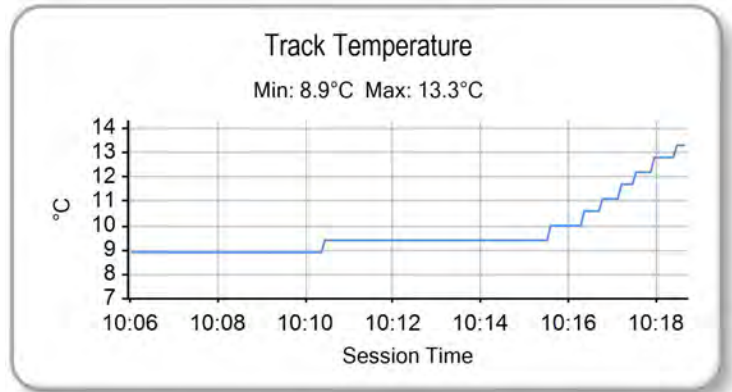
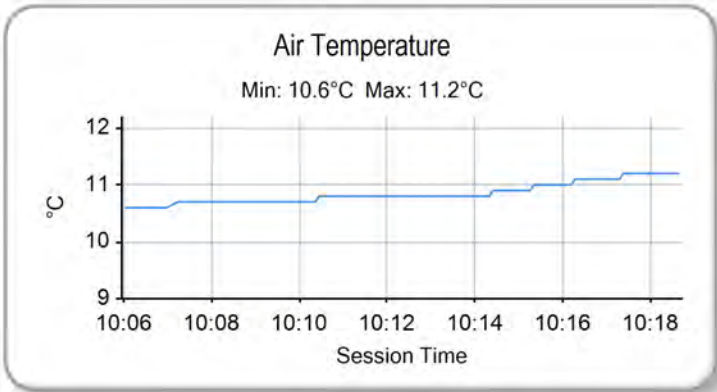
Silverstone GP

Circuit Length = 3.6673 miles

Start: 10:07 Flag 10:15 End: 10:18

Printed - 10:21 Sunday, 05 October 2014

WARM-UP - WEATHER CONDITIONS





ROW 11	33	18 Paul DOBB	32	16 Edmund BEST	31	12 Edward RENDELL
ROW 10	30	3:02.952 124 Tasia RODINK	29	3:02.788 100 Stephen CAMPBELL	28	3:02.420 27 Cat GREEN
ROW 9	27	3:01.934 99 Miguel CORREIA-LOURENCO	26	3:01.364 88 Wesley JONKER	25	3:00.615 44 Jake BAYFORD
ROW 8	24	2:59.642 7 Jamie ASHBY	23	2:57.574 10 Peter SUTHERLAND	22	2:55.764 90 Greg GREENWOOD
ROW 7	21	2:55.437 43 Arnie SHELTON	20	2:55.369 19 Kai JOHNSON	19	2:55.166 42 James HOBSON
ROW 6	18	2:54.790 13 Sam BURMAN	17	2:53.728 142 Brian SLOOTEN	16	2:52.605 74 Joe THOMPSON
ROW 5	15	2:52.389 47 Jake ARCHER	14	2:52.376 35 Elliot LODGE	13	2:51.858 4 Louis VALLELEY
ROW 4	12	2:51.571 127 Georgina POLDEN	11	2:51.559 25 Mike BROUWERS	10	2:50.387 79 Chris TAYLOR
ROW 3	9	2:50.025 64 Asher DURHAM	8	2:49.935 26 Jorel BOERBOOM	7	2:46.601 6 Taz TAYLOR
ROW 2	6	2:45.088 34 Jordan WEAVING	5	2:43.729 86 Charlie NESBITT	4	2:42.803 65 Josh OWENS
ROW 1	3	2:42.474 36 Jayson URIBE	2	2:41.322 28 Bradley RAY	1	2:41.005 66 Joe IRVING
						Pole

Silverstone GP
Circuit Length = 3.6673 miles

These results are provisional until the conclusion of any judicial and technical matters.

Race Director :	Stewards :	Timekeeper :
-----------------	------------	--------------

Results can be found at www.britishsuperbike.com

Printed - 10:20 Sunday, 05 October 2014





POS	NO	CL	PIC NAME	ENTRY	LAPS	TIME	GAP	DIFF	MPH	BEST	ON
1	28		1 Bradley RAY	EE125 - FAB-Racing	9	20:56.822			94.54	2:18.757	3
2	66	M3	1 Joe IRVING	KTM - Redline KTM	9	20:56.987	0.165	0.165	94.52	2:18.970	8
3	6		2 Taz TAYLOR	Luyten Honda - FPW Racing / Hookless Holidays	9	21:18.433	21.611	21.446	92.94	2:20.300	4
4	34	M3	2 Jordan WEAVING	KTM - Jordan Racing / Burkert	9	21:21.871	25.049	3.438	92.69	2:21.401	6
5	36	M3	3 Jayson URIBE	Honda - FPW Racing / RSR	9	21:22.094	25.272	0.223	92.67	2:21.528	6
6	64	M3	4 Asher DURHAM	Honda - Century 21 / Cresswell Racing	9	21:22.120	25.298	0.026	92.67	2:21.365	6
7	12		3 Edward RENDELL	Honda - Banks Racing	8	19:07.351	1 Lap	1 Lap	92.05	2:21.314	8
8	43		4 Arnie SHELTON	Honda - e3 Motorsport with Shelton Racing	8	19:07.378	1 Lap	0.027	92.05	2:21.699	8
9	79	M3	5 Chris TAYLOR	Honda - Elevator Saddles & Bridles	8	19:17.126	1 Lap	9.748	91.27	2:23.617	4
10	25	M3	6 Mike BROUWERS	Honda - Joma / Brouwers Racing Team	8	19:17.130	1 Lap	0.004	91.27	2:23.471	4
11	142	M3	7 Brian SLOOTEN	Honda - Bakker Frames Holland	8	19:17.239	1 Lap	0.109	91.26	2:23.315	7
12	35		5 Elliot LODGE	Honda - SP125 / Spike Racing	8	19:17.835	1 Lap	0.596	91.22	2:23.365	7
13	127		6 Georgina POLDEN	Honda - RS Racing	8	19:33.460	1 Lap	15.625	90.00	2:25.197	7
14	74	M3	8 Joe THOMPSON	Repli-Cast - Repli-Cast UK	8	19:44.972	1 Lap	11.512	89.13	2:27.004	6
15	27	M3	9 Cat GREEN	Honda - Redline Racing	8	19:54.531	1 Lap	9.559	88.41	2:27.163	8
16	16	M3	10 Edmund BEST	Honda - SymCirrus Racing	8	19:56.475	1 Lap	1.944	88.27	2:27.901	8
17	10		7 Peter SUTHERLAND	Aprilia - Kinpac Racing	8	19:57.231	1 Lap	0.756	88.21	2:27.453	6
18	19		8 Kai JOHNSON	Aprilia - Kinpac Racing	8	19:57.809	1 Lap	0.578	88.17	2:27.566	6
19	90		9 Greg GREENWOOD	Luyten Honda - FPW Racing	8	20:02.565	1 Lap	4.756	87.82	2:28.173	8
20	88		10 Wesley JONKER	Honda - Racing Family	8	20:03.039	1 Lap	0.474	87.79	2:28.269	8
21	47		11 Jake ARCHER	Honda - Jake Archer Racing	8	20:07.425	1 Lap	4.386	87.47	2:29.154	7
22	18		12 Paul DOBB	Honda - PDR	8	20:07.822	1 Lap	0.397	87.44	2:29.049	7
23	4		13 Louis VALLELEY	KTM - Century 21 / Cresswell Racing	8	20:11.815	1 Lap	3.993	87.15	2:30.484	3
24	7		14 Jamie ASHBY	Honda - JPA Racing / SP125	8	20:49.190	1 Lap	37.375	84.55	2:34.643	5
25	100		15 Stephen CAMPBELL	Honda - Campbell Racing	7	19:06.717	2 Laps	1 Lap	80.59	2:41.837	2

NOT CLASSIFIED

DNF	26	M3	Jorel BOERBOOM	Suter Honda - RV Racing	8	18:59.326	1 Lap	0.000	92.70	2:21.593	2
DNF	13	M3	Sam BURMAN	Honda - WNT / Burman Racing	7	17:18.191	2 Laps	1 Lap	89.01	2:26.770	4
DNF	124		Tasia RODINK	Honda - Promemo Racing	6	15:00.189	3 Laps	1 Lap	87.99	2:27.342	6
DNF	86	M3	Charlie NESBITT	Repli-Cast - Repli-Cast UK	0						
DNF	65		Josh OWENS	Honda - RCD Motorsport	0						
DNF	44		Jake BAYFORD	Honda - SGR Racing	0						
DNF	42	M3	James HOBSON	KTM - Two 4 Motorsport with RS Racing	0						
DNF	99		Miguel CORREIA-LOURENCO	Honda - Racing Team Noord Nederland	0						

FASTEST LAP

28			Bradley RAY	EE125 - FAB-Racing	3	2:18.757			95.14 mph	153.12 kph
66	M3		Joe IRVING	KTM - Redline KTM	8	2:18.970			95.00 mph	152.89 kph

Weather / Track : Bright / Dry

These results are provisional until the conclusion of any judicial and technical matters.

Silverstone GP

Circuit Length = 3.6673 miles

Start: 14:56 Flag 00:00 End: 15:19

Race Director :	Stewards :	Timekeeper :
-----------------	------------	--------------

Results can be found at www.britishsuperbike.com

Printed - 15:22 Sunday, 05 October 2014



MCRCB BULLETIN TK245

2014 MCE British Superbike Championship - Round 11

2014 Motul British Motostar Championship

RACE 10 - LAP CHART

LAP 1 @ 14:59:14.965			LAP 3 @ 15:03:54.423			LAP 5 @ 15:08:32.816			LAP 7 @ 15:13:11.227			LAP 8 @ 15:15:30.444			
NO	BEHIND	LAP TIME	NO	BEHIND	LAP TIME	NO	BEHIND	LAP TIME	NO	BEHIND	LAP TIME	NO	BEHIND	LAP TIME	
66		2:21.536	28		2:18.757	66		2:19.073	28		2:19.243	6		21.611	2:23.111
28	1.807	2:23.343	66	0.164	2:19.474	28	0.252	2:19.403	66	0.513	2:19.609	34		25.049	2:22.571
34	2.950	2:24.486	6	6.727	2:21.080	6	9.381	2:20.747	100	1 Lap	2:43.447	36		25.272	2:22.480
36	3.094	2:24.630	36	7.486	2:22.068	26	13.181	2:21.744	6	13.444	2:21.567	64		25.298	2:22.421
64	3.482	2:25.018	34	7.723	2:22.362	36	13.761	2:22.429	34	18.838	2:21.853				
26	4.368	2:25.904	26	8.232	2:21.729	34	13.995	2:22.627	36	19.164	2:22.286				
6	4.667	2:26.203	64	8.656	2:22.722	64	14.199	2:22.381	26	19.167	2:22.642				
79	6.724	2:28.260	12	14.687	2:23.560	12	21.706	2:22.490	64	19.477	2:22.324				
12	7.284	2:28.820	43	16.123	2:23.397	43	21.818	2:22.307	43	27.881	2:22.222				
25	7.832	2:29.368	79	16.663	2:24.123	79	25.857	2:23.970	12	28.239	2:22.593				
35	8.006	2:29.542	25	16.744	2:24.248	142	25.938	2:23.699	142	35.075	2:23.315				
142	8.155	2:29.691	142	16.839	2:23.861	25	26.151	2:24.329	79	35.264	2:23.631				
43	8.400	2:29.936	35	17.408	2:24.001	35	26.506	2:23.405	25	35.636	2:23.501				
74	10.517	2:32.053	127	23.738	2:25.770	127	36.423	2:25.717	35	36.062	2:23.365				
127	10.866	2:32.402	74	26.992	2:27.488	74	43.798	2:27.572	127	49.103	2:25.197				
13	11.912	2:33.448	13	28.404	2:27.567	13	44.572	2:27.791	74	59.781	2:27.390				
16	13.169	2:34.705	16	29.856	2:28.070	16	50.365	2:29.807	13	1:00.393	2:27.127				
4	13.592	2:35.128	19	33.667	2:29.662	27	53.213	2:27.393	27	1:09.570	2:27.488				
19	13.636	2:35.172	10	34.834	2:29.979	124	53.460	2:27.415	16	1:10.776	2:29.082				
90	14.135	2:35.671	90	34.957	2:30.013	10	53.842	2:28.099	10	1:11.369	2:28.485				
10	14.510	2:36.046	4	35.530	2:30.484	19	54.055	2:29.275	19	1:12.030	2:28.820				
27	15.291	2:36.827	27	35.620	2:29.978	88	56.907	2:29.053	90	1:16.594	2:29.503				
124	15.576	2:37.112	124	35.893	2:30.003	90	57.029	2:28.761	88	1:16.972	2:29.510				
47	15.657	2:37.193	47	36.284	2:29.390	4	58.654	2:30.940	47	1:19.893	2:29.154				
88	16.580	2:38.116	18	36.978	2:29.486	47	58.722	2:30.033	18	1:20.367	2:29.049				
18	16.629	2:38.165	88	37.108	2:29.765	18	58.868	2:29.614	4	1:22.902	2:31.495				
7	19.315	2:40.851	7	51.188	2:35.515	7	1:22.717	2:34.643	7	1:55.025	2:35.109				
100	27.373	2:48.909	100	1:11.861	2:42.109	100	1:57.953	2:42.507							

LAP 2 @ 15:01:35.113			LAP 4 @ 15:06:13.665			LAP 6 @ 15:10:51.984		
NO	BEHIND	LAP TIME	NO	BEHIND	LAP TIME	NO	BEHIND	LAP TIME
66		2:20.148	28		2:19.242	28		2:18.916
28	0.553	2:18.894	66	0.078	2:19.156	66	0.147	2:19.315
34	4.671	2:21.869	6	7.785	2:20.300	6	11.120	2:20.907
36	4.728	2:21.782	36	10.483	2:22.239	26	15.768	2:21.755
6	4.957	2:20.438	34	10.519	2:22.038	36	16.121	2:21.528
64	5.244	2:21.910	26	10.588	2:21.598	34	16.228	2:21.401
26	5.813	2:21.593	64	10.969	2:21.555	64	16.396	2:21.365
12	10.437	2:23.301	12	18.367	2:22.922	12	24.889	2:22.351
25	11.806	2:24.122	43	18.662	2:21.781	43	24.902	2:22.252
79	11.850	2:25.274	25	20.973	2:23.471	79	30.876	2:24.187
43	12.036	2:23.784	79	21.038	2:23.617	142	31.003	2:24.233
142	12.288	2:24.281	142	21.390	2:23.793	25	31.378	2:24.395
35	12.717	2:24.859	35	22.252	2:24.086	35	31.940	2:24.602
127	17.278	2:26.560	127	29.857	2:25.361	127	43.149	2:25.894
74	18.814	2:28.445	74	35.377	2:27.627	74	51.634	2:27.004
13	20.147	2:28.383	13	35.932	2:26.770	13	52.509	2:27.105
16	21.096	2:28.075	16	39.709	2:29.095	16	1:00.937	2:29.740
19	23.315	2:29.827	19	43.931	2:29.506	27	1:01.325	2:27.280
10	24.165	2:29.803	10	44.894	2:29.302	124	1:01.634	2:27.342
90	24.254	2:30.267	27	44.971	2:28.593	10	1:02.127	2:27.453
4	24.356	2:30.912	124	45.196	2:28.545	19	1:02.453	2:27.566
27	24.952	2:29.809	4	46.865	2:30.577	90	1:06.334	2:28.473
124	25.200	2:29.772	88	47.005	2:29.139	88	1:06.705	2:28.966
47	26.204	2:30.695	90	47.419	2:31.704	47	1:09.982	2:30.428
88	26.653	2:30.221	47	47.840	2:30.798	18	1:10.561	2:30.861
18	26.802	2:30.321	18	48.405	2:30.669	4	1:10.650	2:31.164
7	34.983	2:35.816	7	1:07.225	2:35.279	7	1:39.159	2:35.610
100	49.062	2:41.837	100	1:34.597	2:41.978			

LAP 9 @ 15:17:50.251		
NO	BEHIND	LAP TIME
28		2:19.807
66	0.165	2:19.706

Silverstone GP

Circuit Length = 3.6673 miles

Start: 14:56 Flag 00:00 End: 15:19

Weather / Track : Bright / Dry

MCRCB BULLETIN TK246

2014 MCE British Superbike Championship - Round 11

2014 Motul British Motostar Championship

RACE 10 - POSITION CHART

No	Name	Lap										
		Pos	1	2	3	4	5	6	7	8	9	
66	IRVING	1	66	66	28	28	66	28	28	28	28	
28	RAY	2	28	28	66	66	28	66	66	66	66	
36	URIBE	3	34	34	6	6	6	6	6	6	6	
65	OWENS	4	36	36	36	36	26	26	34	34	34	
86	NESBITT	5	64	6	34	34	36	36	36	26	36	
34	WEAVING	6	26	64	26	26	34	34	26	36	64	
6	TAYLOR	7	6	26	64	64	64	64	64	64	64	
26	BOERBOOM	8	79	12	12	12	12	12	43	12		
64	DURHAM	9	12	25	43	43	43	43	12	43		
79	TAYLOR	10	25	79	79	25	79	79	142	79		
25	BROUWERS	11	35	43	25	79	142	142	79	25		
127	POLDEN	12	142	142	142	142	25	25	25	142		
4	VALLELEY	13	43	35	35	35	35	35	35	35		
35	LODGE	14	74	127	127	127	127	127	127	127		
47	ARCHER	15	127	74	74	74	74	74	74	74		
74	THOMPSON	16	13	13	13	13	13	13	13	27		
142	SLOOTEN	17	16	16	16	16	16	16	27	16		
13	BURMAN	18	4	19	19	19	27	27	16	10		
42	HOBSON	19	19	10	10	10	124	124	10	19		
19	JOHNSON	20	90	90	90	27	10	10	19	90		
43	SHELTON	21	10	4	4	124	19	19	90	88		
90	GREENWOOD	22	27	27	27	4	88	90	88	47		
10	SUTHERLAND	23	124	124	124	88	90	88	47	18		
7	ASHBY	24	47	47	47	90	4	47	18	4		
44	BAYFORD	25	88	88	18	47	47	18	4	7		
88	JONKER	26	18	18	88	18	18	4	7			
99	CORREIA-LOURENCO	27	7	7	7	7	7	7	100			
27	GREEN	28	100	100	100	100	100	100				
100	CAMPBELL	29										
124	RODINK	30										
12	RENDELL	31										
16	BEST	32										
18	DOBB	33										

Weather / Track : Bright / Dry

Results can be found at www.tsl-timing.com

Silverstone GP
 Circuit Length = 3.6673 miles
 Start: 14:56 Flag 00:00 End: 15:19

Printed - 15:24 Sunday, 05 October 2014

MCRCB BULLETIN TK247

2014 MCE British Superbike Championship - Round 11

2014 Motul British Motostar Championship

RACE 10 - SECTOR ANALYSIS

SECTOR 1 = FL to I1, SECTOR 2 = I1 to I2, SECTOR 3 = I2 to FL, DIFF = Difference To Personal Best Lap

P1 28		Bradley RAY		EE125 - FAB-Racing						
IDEAL LAP TIME : 2:18.526		BEST LAP TIME : 2:18.757		DIFFERENCE : 0.231						
LAP	SECTOR 1	SECTOR 2	SECTOR 3	LAP TIME	MPH	DIFF	TIME OF DAY			
1 -		129.5	1:00.670	35.468	120.6	2:23.343	92.10	4.586	14:59:16.772	
2 -	43.800	127.8	1:00.025	35.069	122.4	2:18.894 (2)	95.05	0.137	15:01:35.666	
3 -	43.550	131.5	59.907	35.300	120.2	2:18.757 (1)	95.14		15:03:54.423	
4 -	43.747	127.3	1:00.052	35.443	120.6	2:19.242	94.81	0.485	15:06:13.665	
5 -	44.007	130.3	1:00.110	35.286	121.7	2:19.403	94.70	0.646	15:08:33.068	
6 -	43.830	130.5	59.913	35.173	120.0	2:18.916 (3)	95.03	0.159	15:10:51.984	
7 -	43.847	127.5	1:00.131	35.265	120.0	2:19.243	94.81	0.486	15:13:11.227	
8 -	43.979	127.8	1:00.157	35.081	120.2	2:19.217	94.83	0.460	15:15:30.444	
9 -	44.012	127.8	1:00.424	35.371	119.3	2:19.807	94.43	1.050	15:17:50.251	

P2 66 M3		Joe IRVING		KTM - Redline KTM						
IDEAL LAP TIME : 2:18.784		BEST LAP TIME : 2:18.970		DIFFERENCE : 0.186						
LAP	SECTOR 1	SECTOR 2	SECTOR 3	LAP TIME	MPH	DIFF	TIME OF DAY			
1 -		130.3	1:00.148	35.731	122.4	2:21.536	93.27	2.566	14:59:14.965	
2 -	44.134	128.8	1:00.335	35.679	123.1	2:20.148	94.20	1.178	15:01:35.113	
3 -	44.037	129.5	1:00.331	35.106	124.7	2:19.474	94.65	0.504	15:03:54.587	
4 -	43.770	131.8	1:00.136	35.250	121.7	2:19.156 (3)	94.87	0.186	15:06:13.743	
5 -	43.877	130.8	59.984	35.212	121.7	2:19.073 (2)	94.93	0.103	15:08:32.816	
6 -	43.966	129.5	1:00.266	35.083	123.3	2:19.315	94.76	0.345	15:10:52.131	
7 -	43.892	130.8	1:00.248	35.469	122.9	2:19.609	94.56	0.639	15:13:11.740	
8 -	43.717	130.3	1:00.128	35.125	123.3	2:18.970 (1)	95.00		15:15:30.710	
9 -	43.924	130.8	1:00.450	35.332	122.6	2:19.706	94.50	0.736	15:17:50.416	

P3 6		Taz TAYLOR		Luyten Honda - FPW Racing / Hookless Holidays						
IDEAL LAP TIME : 2:20.177		BEST LAP TIME : 2:20.300		DIFFERENCE : 0.123						
LAP	SECTOR 1	SECTOR 2	SECTOR 3	LAP TIME	MPH	DIFF	TIME OF DAY			
1 -		126.1	1:01.208	36.178	122.6	2:26.203	90.30	5.903	14:59:19.632	
2 -	43.952	125.9	1:00.565	35.921	122.9	2:20.438 (2)	94.00	0.138	15:01:40.070	
3 -	44.631	124.2	1:00.368	36.081	120.4	2:21.080	93.58	0.780	15:04:01.150	
4 -	44.075	125.2	1:00.349	35.876	119.7	2:20.300 (1)	94.10		15:06:21.450	
5 -	44.152	124.9	1:00.635	35.960	119.5	2:20.747 (3)	93.80	0.447	15:08:42.197	
6 -	44.413	125.6	1:00.568	35.926	119.3	2:20.907	93.69	0.607	15:11:03.104	
7 -	44.316	125.4	1:01.032	36.219	115.9	2:21.567	93.25	1.267	15:13:24.671	
8 -	44.967	125.4	1:02.760	36.353	119.7	2:24.080	91.63	3.780	15:15:48.751	
9 -	44.456	124.9	1:02.198	36.457	119.3	2:23.111	92.25	2.811	15:18:11.862	

P4 34 M3		Jordan WEAVING		KTM - Jordan Racing / Burkert						
IDEAL LAP TIME : 2:21.014		BEST LAP TIME : 2:21.401		DIFFERENCE : 0.387						
LAP	SECTOR 1	SECTOR 2	SECTOR 3	LAP TIME	MPH	DIFF	TIME OF DAY			
1 -		127.3	1:01.147	36.245	120.4	2:24.486	91.37	3.085	14:59:17.915	
2 -	44.470	127.0	1:01.167	36.232	120.4	2:21.869 (3)	93.06	0.468	15:01:39.784	
3 -	45.290	128.0	1:00.864	36.208	122.2	2:22.362	92.73	0.961	15:04:02.146	
4 -	44.262	128.8	1:01.272	36.504	121.3	2:22.038	92.94	0.637	15:06:24.184	
5 -	44.974	127.8	1:01.582	36.071	121.3	2:22.627	92.56	1.226	15:08:46.811	
6 -	44.649	129.8	1:00.741	36.011	120.6	2:21.401 (1)	93.36		15:11:08.212	
7 -	44.622	131.5	1:01.110	36.121	119.5	2:21.853 (2)	93.07	0.452	15:13:30.065	
8 -	44.827	125.9	1:01.423	36.414	119.3	2:22.664	92.54	1.263	15:15:52.729	
9 -	45.131	130.0	1:01.147	36.293	119.3	2:22.571	92.60	1.170	15:18:15.300	

P5 36 M3		Jayson URIBE		Honda - FPW Racing / RSR						
IDEAL LAP TIME : 2:21.122		BEST LAP TIME : 2:21.528		DIFFERENCE : 0.406						
LAP	SECTOR 1	SECTOR 2	SECTOR 3	LAP TIME	MPH	DIFF	TIME OF DAY			
1 -		128.5	1:01.293	36.123	119.7	2:24.630	91.28	3.102	14:59:18.059	
2 -	44.345	128.5	1:01.382	36.055	122.0	2:21.782 (2)	93.11	0.254	15:01:39.841	
3 -	44.885	124.7	1:01.336	35.847	118.7	2:22.068 (3)	92.93	0.540	15:04:01.909	
4 -	44.741	129.0	1:01.157	36.341	118.0	2:22.239	92.81	0.711	15:06:24.148	

Silverstone GP

Circuit Length = 3.6673 miles

Start: 14:56 Flag 00:00 End: 15:19

Weather / Track : Bright / Dry

MCRCB BULLETIN TK247

2014 MCE British Superbike Championship - Round 11

2014 Motul British Motostar Championship

RACE 10 - SECTOR ANALYSIS

SECTOR 1 = FL to I1, SECTOR 2 = I1 to I2, SECTOR 3 = I2 to FL, DIFF = Difference To Personal Best Lap

5 -	45.240	129.8	1:01.119	36.070	118.4	2:22.429	92.69	0.901	15:08:46.577
6 -	44.422	128.3	1:00.930	36.176	117.8	2:21.528 (1)	93.28		15:11:08.105
7 -	44.597	129.3	1:01.566	36.123	118.0	2:22.286	92.78	0.758	15:13:30.391
8 -	44.632	129.5	1:01.544	36.476	118.7	2:22.652	92.54	1.124	15:15:53.043
9 -	44.874	128.3	1:01.428	36.178	119.1	2:22.480	92.66	0.952	15:18:15.523

P6	64 M3	Asher DURHAM	Honda - Century 21 / Cresswell Racing						
IDEAL LAP TIME : 2:20.660		BEST LAP TIME : 2:21.365		DIFFERENCE : 0.705					

LAP	SECTOR 1		SECTOR 2		SECTOR 3		LAP TIME	MPH	DIFF	TIME OF DAY
1 -		129.3	1:01.200		36.049	121.3	2:25.018	91.03	3.653	14:59:18.447
2 -	44.329	126.8	1:01.674		35.907	123.6	2:21.910 (3)	93.03	0.545	15:01:40.357
3 -	44.963	128.8	1:01.638		36.121	122.9	2:22.722	92.50	1.357	15:04:03.079
4 -	44.133	127.8	1:01.109		36.313	122.0	2:21.555 (2)	93.26	0.190	15:06:24.634
5 -	45.121	128.8	1:01.353		35.907	122.2	2:22.381	92.72	1.016	15:08:47.015
6 -	44.838	128.3	1:00.814		35.713	123.1	2:21.365 (1)	93.39		15:11:08.380
7 -	44.363	128.0	1:02.010		35.951	121.1	2:22.324	92.76	0.959	15:13:30.704
8 -	44.652	129.5	1:01.599		36.173	123.1	2:22.424	92.69	1.059	15:15:53.128
9 -	44.911	130.3	1:01.536		35.974	121.5	2:22.421	92.69	1.056	15:18:15.549

P7	12	Edward RENDELL	Honda - Banks Racing						
IDEAL LAP TIME : 2:20.949		BEST LAP TIME : 2:21.314		DIFFERENCE : 0.365					

LAP	SECTOR 1		SECTOR 2		SECTOR 3		LAP TIME	MPH	DIFF	TIME OF DAY
1 -		127.3	1:02.019		36.677	117.0	2:28.820	88.71	7.506	14:59:22.249
2 -	45.142	121.5	1:01.653		36.506	116.6	2:23.301	92.13	1.987	15:01:45.550
3 -	44.934	122.2	1:02.004		36.622	116.8	2:23.560	91.96	2.246	15:04:09.110
4 -	45.109	122.2	1:01.373		36.440	116.3	2:22.922	92.37	1.608	15:06:32.032
5 -	44.896	124.7	1:01.090		36.504	115.1	2:22.490 (3)	92.65	1.176	15:08:54.522
6 -	45.268	124.0	1:00.622		36.461	115.7	2:22.351 (2)	92.74	1.037	15:11:16.873
7 -	45.152	122.2	1:01.100		36.341	116.8	2:22.593	92.58	1.279	15:13:39.466
8 -	44.289	126.3	1:00.987		36.038	115.3	2:21.314 (1)	93.42		15:16:00.780

P8	43	Arnie SHELTON	Honda - e3 Motorsport with Shelton Racing						
IDEAL LAP TIME : 2:21.302		BEST LAP TIME : 2:21.699		DIFFERENCE : 0.397					

LAP	SECTOR 1		SECTOR 2		SECTOR 3		LAP TIME	MPH	DIFF	TIME OF DAY
1 -		127.0	1:02.772		36.798	118.2	2:29.936	88.05	8.237	14:59:23.365
2 -	45.591	122.2	1:01.724		36.469	120.6	2:23.784	91.82	2.085	15:01:47.149
3 -	44.979	122.6	1:01.736		36.682	118.2	2:23.397	92.06	1.698	15:04:10.546
4 -	44.373	124.7	1:00.956		36.452	118.0	2:21.781 (2)	93.11	0.082	15:06:32.327
5 -	44.597	122.4	1:01.298		36.412	117.4	2:22.307	92.77	0.608	15:08:54.634
6 -	45.098	122.9	1:01.012		36.142	117.0	2:22.252	92.80	0.553	15:11:16.886
7 -	45.131	125.2	1:00.787		36.304	116.3	2:22.222 (3)	92.82	0.523	15:13:39.108
8 -	44.545	122.6	1:00.869		36.285	115.9	2:21.699 (1)	93.17		15:16:00.807

P9	79 M3	Chris TAYLOR	Honda - Elevator Saddles & Bridles						
IDEAL LAP TIME : 2:22.673		BEST LAP TIME : 2:23.617		DIFFERENCE : 0.944					

LAP	SECTOR 1		SECTOR 2		SECTOR 3		LAP TIME	MPH	DIFF	TIME OF DAY
1 -		128.8	1:02.549		36.946	118.7	2:28.260	89.04	4.643	14:59:21.689
2 -	45.691	126.8	1:02.604		36.979	120.0	2:25.274	90.87	1.657	15:01:46.963
3 -	45.200	126.6	1:01.913		37.010	118.9	2:24.123	91.60	0.506	15:04:11.086
4 -	44.926	126.6	1:01.920		36.771	119.5	2:23.617 (1)	91.92		15:06:34.703
5 -	45.141	125.6	1:02.111		36.718	117.6	2:23.970 (3)	91.70	0.353	15:08:58.673
6 -	45.998	127.8	1:01.366		36.823	117.4	2:24.187	91.56	0.570	15:11:22.860
7 -	45.220	124.9	1:02.030		36.381	119.1	2:23.631 (2)	91.91	0.014	15:13:46.491
8 -	45.844	129.5	1:01.504		36.716	117.0	2:24.064	91.64	0.447	15:16:10.555

P10	25 M3	Mike BROUWERS	Honda - Joma / Brouwers Racing Team						
IDEAL LAP TIME : 2:22.916		BEST LAP TIME : 2:23.471		DIFFERENCE : 0.555					

LAP	SECTOR 1		SECTOR 2		SECTOR 3		LAP TIME	MPH	DIFF	TIME OF DAY
1 -		127.0	1:03.313		37.355	119.7	2:29.368	88.38	5.897	14:59:22.797

Silverstone GP

Circuit Length = 3.6673 miles

Start: 14:56 Flag 00:00 End: 15:19

Weather / Track : Bright / Dry

MCRCB BULLETIN TK247

2014 MCE British Superbike Championship - Round 11

2014 Motul British Motostar Championship

RACE 10 - SECTOR ANALYSIS

SECTOR 1 = FL to I1, SECTOR 2 = I1 to I2, SECTOR 3 = I2 to FL, DIFF = Difference To Personal Best Lap

2 -	44.636	127.0	1:02.669	36.817	118.9	2:24.122	91.60	0.651	15:01:46.919
3 -	45.371	127.8	1:02.106	36.771	119.7	2:24.248	91.52	0.777	15:04:11.167
4 -	44.880	129.3	1:02.137	36.454	118.7	2:23.471 (1)	92.02		15:06:34.638
5 -	45.402	127.0	1:02.473	36.454	120.2	2:24.329	91.47	0.858	15:08:58.967
6 -	45.764	124.2	1:02.089	36.542	118.9	2:24.395	91.43	0.924	15:11:23.362
7 -	45.151	126.6	1:02.008	36.342	119.5	2:23.501 (2)	92.00	0.030	15:13:46.863
8 -	45.250	124.5	1:01.938	36.508	116.3	2:23.696 (3)	91.87	0.225	15:16:10.559

P11 142 M3		Brian SLOOTEN		Honda - Bakker Frames Holland						
IDEAL LAP TIME : 2:22.814		BEST LAP TIME : 2:23.315		DIFFERENCE : 0.501						
LAP	SECTOR 1		SECTOR 2		SECTOR 3		LAP TIME	MPH	DIFF	TIME OF DAY
1 -		129.5	1:02.909	36.822	121.1	2:29.691	88.19	6.376	14:59:23.120	
2 -	45.639	126.8	1:02.085	36.557	122.9	2:24.281	91.50	0.966	15:01:47.401	
3 -	45.216	129.8	1:01.950	36.695	122.0	2:23.861	91.77	0.546	15:04:11.262	
4 -	45.060	130.3	1:02.125	36.608	120.8	2:23.793 (3)	91.81	0.478	15:06:35.055	
5 -	45.153	130.3	1:01.963	36.583	120.6	2:23.699 (2)	91.87	0.384	15:08:58.754	
6 -	45.897	126.3	1:01.740	36.596	119.7	2:24.233	91.53	0.918	15:11:22.987	
7 -	45.438	128.8	1:01.370	36.507	117.2	2:23.315 (1)	92.12		15:13:46.302	
8 -	45.939	128.0	1:02.043	36.384	120.6	2:24.366	91.45	1.051	15:16:10.668	

P12 35		Elliot LODGE		Honda - SP125 / Spike Racing						
IDEAL LAP TIME : 2:22.801		BEST LAP TIME : 2:23.365		DIFFERENCE : 0.564						
LAP	SECTOR 1		SECTOR 2		SECTOR 3		LAP TIME	MPH	DIFF	TIME OF DAY
1 -		126.3	1:02.598	37.100	120.0	2:29.542	88.28	6.177	14:59:22.971	
2 -	46.078	126.8	1:02.091	36.690	120.2	2:24.859	91.13	1.494	15:01:47.830	
3 -	45.283	124.5	1:01.991	36.727	119.7	2:24.001	91.68	0.636	15:04:11.831	
4 -	45.045	125.9	1:02.330	36.711	118.0	2:24.086	91.62	0.721	15:06:35.917	
5 -	45.491	123.3	1:01.376	36.538	119.3	2:23.405 (2)	92.06	0.040	15:08:59.322	
6 -	45.735	125.9	1:02.074	36.793	116.8	2:24.602	91.30	1.237	15:11:23.924	
7 -	45.505	124.0	1:01.480	36.380	118.7	2:23.365 (1)	92.08		15:13:47.289	
8 -	45.458	125.2	1:01.981	36.536	118.7	2:23.975 (3)	91.69	0.610	15:16:11.264	

P13 127		Georgina POLDEN		Honda - RS Racing						
IDEAL LAP TIME : 2:24.910		BEST LAP TIME : 2:25.197		DIFFERENCE : 0.287						
LAP	SECTOR 1		SECTOR 2		SECTOR 3		LAP TIME	MPH	DIFF	TIME OF DAY
1 -		130.5	1:04.141	37.730	120.8	2:32.402	86.62	7.205	14:59:25.831	
2 -	45.968	124.5	1:03.187	37.405	118.9	2:26.560	90.08	1.363	15:01:52.391	
3 -	45.914	123.8	1:02.765	37.091	118.9	2:25.770	90.57	0.573	15:04:18.161	
4 -	45.463	124.7	1:02.902	36.996	118.7	2:25.361 (2)	90.82	0.164	15:06:43.522	
5 -	45.754	124.9	1:02.639	37.324	117.8	2:25.717 (3)	90.60	0.520	15:09:09.239	
6 -	45.490	124.2	1:03.042	37.362	117.0	2:25.894	90.49	0.697	15:11:35.133	
7 -	45.489	124.5	1:02.900	36.808	117.2	2:25.197 (1)	90.92		15:14:00.330	
8 -	45.725	124.2	1:03.598	37.236	118.0	2:26.559	90.08	1.362	15:16:26.889	

P14 74 M3		Joe THOMPSON		Repli-Cast - Repli-Cast UK						
IDEAL LAP TIME : 2:26.711		BEST LAP TIME : 2:27.004		DIFFERENCE : 0.293						
LAP	SECTOR 1		SECTOR 2		SECTOR 3		LAP TIME	MPH	DIFF	TIME OF DAY
1 -		125.9	1:04.459	37.795	117.4	2:32.053	86.82	5.049	14:59:25.482	
2 -	46.958	124.9	1:03.674	37.813	118.7	2:28.445	88.93	1.441	15:01:53.927	
3 -	46.232	124.2	1:03.602	37.654	117.2	2:27.488	89.51	0.484	15:04:21.415	
4 -	46.356	123.1	1:03.616	37.655	116.6	2:27.627	89.43	0.623	15:06:49.042	
5 -	46.619	124.0	1:03.596	37.357	116.1	2:27.572	89.46	0.568	15:09:16.614	
6 -	46.251	123.5	1:03.271	37.482	116.1	2:27.004 (1)	89.80		15:11:43.618	
7 -	46.306	124.5	1:03.822	37.262	115.9	2:27.390 (2)	89.57	0.386	15:14:11.008	
8 -	46.282	123.3	1:03.636	37.475	117.2	2:27.393 (3)	89.57	0.389	15:16:38.401	

P15 27 M3		Cat GREEN		Honda - Redline Racing						
IDEAL LAP TIME : 2:26.908		BEST LAP TIME : 2:27.163		DIFFERENCE : 0.255						
LAP	SECTOR 1		SECTOR 2		SECTOR 3		LAP TIME	MPH	DIFF	TIME OF DAY

Weather / Track : Bright / Dry

MCRCB BULLETIN TK247

2014 MCE British Superbike Championship - Round 11

2014 Motul British Motostar Championship

RACE 10 - SECTOR ANALYSIS

SECTOR 1 = FL to I1, SECTOR 2 = I1 to I2, SECTOR 3 = I2 to FL, DIFF = Difference To Personal Best Lap

1 -		129.3	1:05.791	37.968	120.2	2:36.827	84.18	9.664	14:59:30.256
2 -	46.097	130.5	1:05.553	38.159	121.7	2:29.809	88.12	2.646	15:02:00.065
3 -	46.422	130.5	1:05.345	38.211	121.7	2:29.978	88.02	2.815	15:04:30.043
4 -	46.086	128.8	1:04.908	37.599	121.3	2:28.593	88.84	1.430	15:06:58.636
5 -	45.692	130.0	1:04.140	37.561	118.2	2:27.393 (3)	89.57	0.230	15:09:26.029
6 -	46.015	126.8	1:03.921	37.344	119.1	2:27.280 (2)	89.64	0.117	15:11:53.309
7 -	46.076	126.3	1:04.021	37.391	118.2	2:27.488	89.51	0.325	15:14:20.797
8 -	45.847	126.6	1:03.872	37.444	118.2	2:27.163 (1)	89.71		15:16:47.960

P16	16 M3	Edmund BEST	Honda - SymCirrus Racing						
IDEAL LAP TIME : 2:27.720		BEST LAP TIME : 2:27.901		DIFFERENCE : 0.181					

LAP	SECTOR 1	SECTOR 2	SECTOR 3	LAP TIME	MPH	DIFF	TIME OF DAY		
1 -		1:04.664	38.073	117.6	2:34.705	85.33	6.804	14:59:28.134	
2 -	46.221	122.9	1:04.303	37.551	117.2	2:28.075 (3)	89.16	0.174	15:01:56.209
3 -	46.304	122.9	1:04.162	37.604	116.3	2:28.070 (2)	89.16	0.169	15:04:24.279
4 -	46.520	123.1	1:04.810	37.765	114.9	2:29.095	88.55	1.194	15:06:53.374
5 -	47.059	123.3	1:05.223	37.525	115.9	2:29.807	88.12	1.906	15:09:23.181
6 -	47.179	121.7	1:04.815	37.746	114.5	2:29.740	88.16	1.839	15:11:52.921
7 -	46.869	124.0	1:04.479	37.734	115.7	2:29.082	88.55	1.181	15:14:22.003
8 -	46.398	123.3	1:03.974	37.529	115.9	2:27.901 (1)	89.26		15:16:49.904

P17	10	Peter SUTHERLAND	Aprilia - Kinpac Racing						
IDEAL LAP TIME : 2:27.259		BEST LAP TIME : 2:27.453		DIFFERENCE : 0.194					

LAP	SECTOR 1	SECTOR 2	SECTOR 3	LAP TIME	MPH	DIFF	TIME OF DAY		
1 -		1:05.806	38.105	118.7	2:36.046	84.60	8.593	14:59:29.475	
2 -	46.546	125.9	1:04.947	38.310	117.4	2:29.803	88.13	2.350	15:01:59.278
3 -	46.903	121.3	1:05.179	37.897	116.6	2:29.979	88.02	2.526	15:04:29.257
4 -	46.464	122.2	1:05.001	37.837	117.0	2:29.302	88.42	1.849	15:06:58.559
5 -	46.496	126.3	1:04.128	37.475	118.2	2:28.099 (3)	89.14	0.646	15:09:26.658
6 -	45.766	125.6	1:04.234	37.453	117.4	2:27.453 (1)	89.53		15:11:54.111
7 -	46.046	125.2	1:04.815	37.624	116.8	2:28.485	88.91	1.032	15:14:22.596
8 -	46.123	122.9	1:04.576	37.365	117.4	2:28.064 (2)	89.16	0.611	15:16:50.660

P18	19	Kai JOHNSON	Aprilia - Kinpac Racing						
IDEAL LAP TIME : 2:27.062		BEST LAP TIME : 2:27.566		DIFFERENCE : 0.504					

LAP	SECTOR 1	SECTOR 2	SECTOR 3	LAP TIME	MPH	DIFF	TIME OF DAY		
1 -		1:05.122	37.897	118.0	2:35.172	85.08	7.606	14:59:28.601	
2 -	46.990	118.7	1:04.280	38.557	112.8	2:29.827	88.11	2.261	15:01:58.428
3 -	47.135	118.3	1:04.416	38.111	112.2	2:29.662	88.21	2.096	15:04:28.090
4 -	46.935	119.4	1:04.241	38.330	112.0	2:29.506	88.30	1.940	15:06:57.596
5 -	46.666	119.4	1:04.380	38.229	116.6	2:29.275	88.44	1.709	15:09:26.871
6 -	46.098	121.5	1:03.370	38.098	113.5	2:27.566 (1)	89.46		15:11:54.437
7 -	46.655	120.9	1:03.989	38.176	111.0	2:28.820 (3)	88.71	1.254	15:14:23.257
8 -	46.608	119.6	1:03.779	37.594	112.9	2:27.981 (2)	89.21	0.415	15:16:51.238

P19	90	Greg GREENWOOD	Luyten Honda - FPW Racing						
IDEAL LAP TIME : 2:28.104		BEST LAP TIME : 2:28.173		DIFFERENCE : 0.069					

LAP	SECTOR 1	SECTOR 2	SECTOR 3	LAP TIME	MPH	DIFF	TIME OF DAY		
1 -		1:05.613	38.171	118.9	2:35.671	84.80	7.498	14:59:29.100	
2 -	46.797	123.5	1:05.265	38.205	120.0	2:30.267	87.85	2.094	15:01:59.367
3 -	46.790	122.9	1:04.749	38.474	119.5	2:30.013	88.00	1.840	15:04:29.380
4 -	47.875	123.1	1:05.468	38.361	117.8	2:31.704	87.02	3.531	15:07:01.084
5 -	46.805	123.8	1:04.090	37.866	117.6	2:28.761 (3)	88.74	0.588	15:09:29.845
6 -	46.635	121.7	1:03.839	37.999	114.7	2:28.473 (2)	88.92	0.300	15:11:58.318
7 -	47.049	120.9	1:04.454	38.000	114.1	2:29.503	88.30	1.330	15:14:27.821
8 -	46.704	122.0	1:03.691	37.778	115.3	2:28.173 (1)	89.10		15:16:55.994

Weather / Track : Bright / Dry

Silverstone GP
Circuit Length = 3.6673 miles
Start: 14:56 Flag 00:00 End: 15:19

MCRCB BULLETIN TK247

2014 MCE British Superbike Championship - Round 11

2014 Motul British Motostar Championship

RACE 10 - SECTOR ANALYSIS

SECTOR 1 = FL to I1, SECTOR 2 = I1 to I2, SECTOR 3 = I2 to FL, DIFF = Difference To Personal Best Lap

P20 88 Wesley JONKER		Honda - Racing Family							
IDEAL LAP TIME : 2:28.268		BEST LAP TIME : 2:28.269		DIFFERENCE : 0.001					
LAP	SECTOR 1	SECTOR 2	SECTOR 3	LAP TIME	MPH	DIFF	TIME OF DAY		
1 -		122.6	1:06.140	38.830	114.5	2:38.116	83.49	9.847	14:59:31.545
2 -	46.850	121.1	1:04.983	38.388	115.9	2:30.221	87.88	1.952	15:02:01.766
3 -	46.884	122.0	1:04.295	38.586	116.3	2:29.765	88.15	1.496	15:04:31.531
4 -	46.817	123.5	1:04.398	37.924	115.3	2:29.139	88.52	0.870	15:07:00.670
5 -	46.826	121.1	1:04.002	38.225	112.2	2:29.053 (3)	88.57	0.784	15:09:29.723
6 -	47.144	121.3	1:03.869	37.953	113.3	2:28.966 (2)	88.62	0.697	15:11:58.689
7 -	47.205	120.6	1:04.283	38.022	113.7	2:29.510	88.30	1.241	15:14:28.199
8 -	46.531	122.6	1:03.817	37.921	113.9	2:28.269 (1)	89.04		15:16:56.468

P21 47 Jake ARCHER		Honda - Jake Archer Racing							
IDEAL LAP TIME : 2:28.932		BEST LAP TIME : 2:29.154		DIFFERENCE : 0.222					
LAP	SECTOR 1	SECTOR 2	SECTOR 3	LAP TIME	MPH	DIFF	TIME OF DAY		
1 -		122.0	1:06.516	38.749	119.5	2:37.193	83.98	8.039	14:59:30.622
2 -	47.028	122.2	1:05.278	38.389	117.2	2:30.695	87.61	1.541	15:02:01.317
3 -	46.699	123.3	1:04.657	38.034	119.3	2:29.390 (2)	88.37	0.236	15:04:30.707
4 -	46.521	124.2	1:05.706	38.571	117.6	2:30.798	87.55	1.644	15:07:01.505
5 -	46.709	123.8	1:05.179	38.145	113.7	2:30.033	87.99	0.879	15:09:31.538
6 -	47.914	124.2	1:04.566	37.948	113.7	2:30.428	87.76	1.274	15:12:01.966
7 -	46.743	121.7	1:04.541	37.870	113.3	2:29.154 (1)	88.51		15:14:31.120
8 -	46.843	122.2	1:04.738	38.153	114.3	2:29.734 (3)	88.17	0.580	15:17:00.854

P22 18 Paul DOBB		Honda - PDR							
IDEAL LAP TIME : 2:28.889		BEST LAP TIME : 2:29.049		DIFFERENCE : 0.160					
LAP	SECTOR 1	SECTOR 2	SECTOR 3	LAP TIME	MPH	DIFF	TIME OF DAY		
1 -		122.0	1:05.579	38.765	116.1	2:38.165	83.47	9.116	14:59:31.594
2 -	47.021	120.9	1:05.079	38.221	116.6	2:30.321	87.82	1.272	15:02:01.915
3 -	47.266	120.2	1:04.234	37.986	114.7	2:29.486 (2)	88.31	0.437	15:04:31.401
4 -	46.946	121.1	1:04.775	38.948	113.9	2:30.669	87.62	1.620	15:07:02.070
5 -	46.935	121.5	1:04.807	37.872	115.5	2:29.614 (3)	88.24	0.565	15:09:31.684
6 -	47.908	119.1	1:04.972	37.981	113.3	2:30.861	87.51	1.812	15:12:02.545
7 -	46.783	120.2	1:04.373	37.893	112.2	2:29.049 (1)	88.57		15:14:31.594
8 -	46.830	120.4	1:04.551	38.276	112.8	2:29.657	88.21	0.608	15:17:01.251

P23 4 Louis VALLELEY		KTM - Century 21 / Cresswell Racing							
IDEAL LAP TIME : 2:30.086		BEST LAP TIME : 2:30.484		DIFFERENCE : 0.398					
LAP	SECTOR 1	SECTOR 2	SECTOR 3	LAP TIME	MPH	DIFF	TIME OF DAY		
1 -		122.6	1:05.937	38.382	115.3	2:35.128	85.10	4.644	14:59:28.557
2 -	47.729	120.9	1:05.126	38.057	118.2	2:30.912 (3)	87.48	0.428	15:01:59.469
3 -	47.198	119.6	1:04.964	38.322	114.3	2:30.484 (1)	87.73		15:04:29.953
4 -	47.435	122.9	1:04.831	38.311	112.8	2:30.577 (2)	87.67	0.093	15:07:00.530
5 -	47.726	118.5	1:04.966	38.248	112.8	2:30.940	87.46	0.456	15:09:31.470
6 -	47.765	117.1	1:05.120	38.279	110.3	2:31.164	87.33	0.680	15:12:02.634
7 -	47.538	118.1	1:05.351	38.606	111.2	2:31.495	87.14	1.011	15:14:34.129
8 -	47.854	116.9	1:05.028	38.233	111.2	2:31.115	87.36	0.631	15:17:05.244

P24 7 Jamie ASHBY		Honda - JPA Racing / SP125							
IDEAL LAP TIME : 2:34.456		BEST LAP TIME : 2:34.643		DIFFERENCE : 0.187					
LAP	SECTOR 1	SECTOR 2	SECTOR 3	LAP TIME	MPH	DIFF	TIME OF DAY		
1 -		123.3	1:07.632	39.932	113.1	2:40.851	82.07	6.208	14:59:34.280
2 -	48.617	117.7	1:07.391	39.808	112.8	2:35.816	84.73	1.173	15:02:10.096
3 -	48.495	117.1	1:07.052	39.968	110.1	2:35.515	84.89	0.872	15:04:45.611
4 -	48.540	117.1	1:07.222	39.517	110.9	2:35.279 (3)	85.02	0.636	15:07:20.890
5 -	48.577	117.3	1:06.532	39.534	111.0	2:34.643 (1)	85.37		15:09:55.533
6 -	48.765	116.1	1:07.126	39.719	109.4	2:35.610	84.84	0.967	15:12:31.143
7 -	48.836	116.7	1:06.844	39.429	110.3	2:35.109 (2)	85.11	0.466	15:15:06.252
8 -	48.972	115.7	1:07.483	39.912	109.7	2:36.367	84.43	1.724	15:17:42.619

Silverstone GP

Circuit Length = 3.6673 miles

Start: 14:56 Flag 00:00 End: 15:19

Weather / Track : Bright / Dry

MCRCB BULLETIN TK247

2014 MCE British Superbike Championship - Round 11

2014 Motul British Motostar Championship

RACE 10 - SECTOR ANALYSIS

SECTOR 1 = FL to I1, SECTOR 2 = I1 to I2, SECTOR 3 = I2 to FL, DIFF = Difference To Personal Best Lap

P25 100	Stephen CAMPBELL		Honda - Campbell Racing	
IDEAL LAP TIME : 2:41.585	BEST LAP TIME : 2:41.837		DIFFERENCE : 0.252	

LAP	SECTOR 1		SECTOR 2		SECTOR 3		LAP TIME	MPH	DIFF	TIME OF DAY
1 -		117.3	1:10.512	41.927	108.5	2:48.909	78.16	7.072	14:59:42.338	
2 -	51.158	116.3	1:09.684	40.995	109.9	2:41.837 (1)	81.57		15:02:24.175	
3 -	51.168	115.5	1:09.598	41.343	110.1	2:42.109 (3)	81.44	0.272	15:05:06.284	
4 -	51.012	116.1	1:09.578	41.388	108.8	2:41.978 (2)	81.50	0.141	15:07:48.262	
5 -	51.012	115.7	1:10.256	41.239	108.8	2:42.507	81.24	0.670	15:10:30.769	
6 -	51.272	116.1	1:11.095	41.080	108.5	2:43.447	80.77	1.610	15:13:14.216	
7 -	51.844	115.1	1:12.579	41.507	108.1	2:45.930	79.56	4.093	15:16:00.146	

P26 26 M3	Jorel BOERBOOM		Suter Honda - RV Racing	
IDEAL LAP TIME : 2:20.699	BEST LAP TIME : 2:21.593		DIFFERENCE : 0.894	

LAP	SECTOR 1		SECTOR 2		SECTOR 3		LAP TIME	MPH	DIFF	TIME OF DAY
1 -		130.5	1:01.467	36.517	121.3	2:25.904	90.48	4.311	14:59:19.333	
2 -	44.619	128.8	1:01.143	35.831	122.6	2:21.593 (1)	93.24		15:01:40.926	
3 -	44.555	129.8	1:01.323	35.851	122.9	2:21.729 (3)	93.15	0.136	15:04:02.655	
4 -	43.959	130.3	1:01.302	36.337	124.3	2:21.598 (2)	93.23	0.005	15:06:24.253	
5 -	44.940	128.8	1:00.909	35.895	119.7	2:21.744	93.14	0.151	15:08:45.997	
6 -	44.681	126.1	1:00.946	36.128	119.1	2:21.755	93.13	0.162	15:11:07.752	
7 -	44.836	125.6	1:01.899	35.907	119.1	2:22.642	92.55	1.049	15:13:30.394	
8 -	44.495	128.3	1:01.817	36.049	120.0	2:22.361	92.73	0.768	15:15:52.755	

P27 13 M3	Sam BURMAN		Honda - WNT / Burman Racing	
IDEAL LAP TIME : 2:26.635	BEST LAP TIME : 2:26.770		DIFFERENCE : 0.135	

LAP	SECTOR 1		SECTOR 2		SECTOR 3		LAP TIME	MPH	DIFF	TIME OF DAY
1 -		127.8	1:04.756	37.963	118.0	2:33.448	86.03	6.678	14:59:26.877	
2 -	46.174	126.1	1:04.280	37.929	117.6	2:28.383	88.97	1.613	15:01:55.260	
3 -	46.407	124.7	1:03.591	37.569	118.2	2:27.567	89.46	0.797	15:04:22.827	
4 -	46.139	124.9	1:03.346	37.285	118.2	2:26.770 (1)	89.95		15:06:49.597	
5 -	46.319	126.1	1:04.175	37.297	117.6	2:27.791	89.33	1.021	15:09:17.388	
6 -	46.020	124.7	1:03.685	37.400	117.0	2:27.105 (2)	89.74	0.335	15:11:44.493	
7 -	46.149	124.9	1:03.709	37.269	117.6	2:27.127 (3)	89.73	0.357	15:14:11.620	

P28 124	Tasia RODINK		Honda - Promemo Racing	
IDEAL LAP TIME : 2:27.124	BEST LAP TIME : 2:27.342		DIFFERENCE : 0.218	

LAP	SECTOR 1		SECTOR 2		SECTOR 3		LAP TIME	MPH	DIFF	TIME OF DAY
1 -		127.0	1:06.168	38.465	117.8	2:37.112	84.03	9.770	14:59:30.541	
2 -	45.940	127.5	1:05.749	38.083	118.7	2:29.772	88.14	2.430	15:02:00.313	
3 -	46.382	128.5	1:05.334	38.287	118.0	2:30.003	88.01	2.661	15:04:30.316	
4 -	46.729	125.6	1:04.203	37.613	117.2	2:28.545 (3)	88.87	1.203	15:06:58.861	
5 -	46.048	125.9	1:03.746	37.621	114.3	2:27.415 (2)	89.55	0.073	15:09:26.276	
6 -	45.919	125.6	1:03.964	37.459	116.3	2:27.342 (1)	89.60		15:11:53.618	

Weather / Track : Bright / Dry

Silverstone GP
Circuit Length = 3.6673 miles
Start: 14:56 Flag 00:00 End: 15:19

MCRCB BULLETIN TK248**2014 MCE British Superbike Championship - Round 11****2014 Motul British Motostar Championship****RACE 10 - BEST SPEEDS**

POS	SECTOR 1			SECTOR 2			FINISH LINE		
	NO	NAME	MPH	NO	NAME	MPH	NO	NAME	MPH
1	66	Joe IRVING	131.8				66	Joe IRVING	124.7
2	28	Bradley RAY	131.5				26	Jorel BOERBOOM	124.3
3	34	Jordan WEAVING	131.5				64	Asher DURHAM	123.6
4	26	Jorel BOERBOOM	130.5				6	Taz TAYLOR	122.9
5	27	Cat GREEN	130.5				142	Brian SLOOTEN	122.9
6	127	Georgina POLDEN	130.5				28	Bradley RAY	122.4
7	142	Brian SLOOTEN	130.3				34	Jordan WEAVING	122.2
8	64	Asher DURHAM	130.3				36	Jayson URIBE	122.0
9	36	Jayson URIBE	129.8				27	Cat GREEN	121.7
10	79	Chris TAYLOR	129.5				127	Georgina POLDEN	120.8
11	25	Mike BROUWERS	129.3				43	Arnie SHELTON	120.6
12	124	Tasia RODINK	128.5				25	Mike BROUWERS	120.2
13	65	Josh OWENS	128.3				35	Elliot LODGE	120.2
14	13	Sam BURMAN	127.8				79	Chris TAYLOR	120.0
15	12	Edward RENDELL	127.3				90	Greg GREENWOOD	120.0
16	86	Charlie NESBITT	127.3				47	Jake ARCHER	119.5
17	43	Arnie SHELTON	127.0				10	Peter SUTHERLAND	118.7
18	10	Peter SUTHERLAND	126.8				74	Joe THOMPSON	118.7
19	35	Elliot LODGE	126.8				124	Tasia RODINK	118.7
20	6	Taz TAYLOR	126.1				4	Louis VALLELEY	118.2
21	74	Joe THOMPSON	125.9				13	Sam BURMAN	118.2
22	16	Edmund BEST	125.9				19	Kai JOHNSON	118.0
23	90	Greg GREENWOOD	125.2				16	Edmund BEST	117.6
24	47	Jake ARCHER	124.2				12	Edward RENDELL	117.0
25	88	Wesley JONKER	123.5				18	Paul DOBB	116.6
26	7	Jamie ASHBY	123.3				88	Wesley JONKER	116.3
27	4	Louis VALLELEY	122.9				7	Jamie ASHBY	113.1
28	18	Paul DOBB	122.0				100	Stephen CAMPBELL	110.1
29	19	Kai JOHNSON	121.5						
30	100	Stephen CAMPBELL	117.3						
31	44	Jake BAYFORD	112.9						

Weather / Track : Bright / Dry

Results can be found at www.tsl-timing.com

Silverstone GP

Circuit Length = 3.6673 miles

Start: 14:56 Flag 00:00 End: 15:19

Printed - 15:26 Sunday, 05 October 2014

MCRCB BULLETIN TK249

2014 MCE British Superbike Championship - Round 11

2014 Motul British Motostar Championship

RACE 10 - BEST SECTORS

SECTOR 1			SECTOR 2			SECTOR 3			IDEAL / BEST COMPARISON						
POS	NO	NAME	TIME	NO	NAME	TIME	NO	NAME	TIME	POS	NO	NAME	IDEAL	BEST	DIFF
1	28	RAY	43.550	28	RAY	59.907	28	RAY	35.069				PERFECT LAP	2:18.526	
2	66	IRVING	43.717	66	IRVING	59.984	66	IRVING	35.083	1	28	RAY	2:18.526	2:18.757	0.231
3	6	TAYLOR	43.952	6	TAYLOR	1:00.349	64	DURHAM	35.713	2	66	IRVING	2:18.784	2:18.970	0.186
4	26	BOERBOOM	43.959	12	RENDELL	1:00.622	26	BOERBOOM	35.831	3	6	TAYLOR	2:20.177	2:20.300	0.123
5	64	DURHAM	44.133	34	WEAVING	1:00.741	36	URIBE	35.847	4	64	DURHAM	2:20.660	2:21.365	0.705
6	34	WEAVING	44.262	43	SHELTON	1:00.787	6	TAYLOR	35.876	5	26	BOERBOOM	2:20.699	2:21.593	0.894
7	12	RENDELL	44.289	64	DURHAM	1:00.814	34	WEAVING	36.011	6	12	RENDELL	2:20.949	2:21.314	0.365
8	36	URIBE	44.345	26	BOERBOOM	1:00.909	12	RENDELL	36.038	7	34	WEAVING	2:21.014	2:21.401	0.387
9	43	SHELTON	44.373	36	URIBE	1:00.930	43	SHELTON	36.142	8	36	URIBE	2:21.122	2:21.528	0.406
10	25	BROUWERS	44.636	79	TAYLOR	1:01.366	25	BROUWERS	36.342	9	43	SHELTON	2:21.302	2:21.699	0.397
11	79	TAYLOR	44.926	142	SLOOTEN	1:01.370	35	LODGE	36.380	10	79	TAYLOR	2:22.673	2:23.617	0.944
12	35	LODGE	45.045	35	LODGE	1:01.376	79	TAYLOR	36.381	11	35	LODGE	2:22.801	2:23.365	0.564
13	142	SLOOTEN	45.060	86	NESBITT	1:01.774	142	SLOOTEN	36.384	12	142	SLOOTEN	2:22.814	2:23.315	0.501
14	127	POLDEN	45.463	65	OWENS	1:01.865	127	POLDEN	36.808	13	25	BROUWERS	2:22.916	2:23.471	0.555
15	27	GREEN	45.692	25	BROUWERS	1:01.938	74	THOMPSON	37.262	14	127	POLDEN	2:24.910	2:25.197	0.287
16	10	SUTHERLAND	45.766	127	POLDEN	1:02.639	13	BURMAN	37.269	15	13	BURMAN	2:26.635	2:26.770	0.135
17	124	RODINK	45.919	74	THOMPSON	1:03.271	27	GREEN	37.344	16	74	THOMPSON	2:26.711	2:27.004	0.293
18	13	BURMAN	46.020	13	BURMAN	1:03.346	10	SUTHERLAND	37.365	17	27	GREEN	2:26.908	2:27.163	0.255
19	19	JOHNSON	46.098	19	JOHNSON	1:03.370	124	RODINK	37.459	18	19	JOHNSON	2:27.062	2:27.566	0.504
20	74	THOMPSON	46.178	90	GREENWOOD	1:03.691	16	BEST	37.525	19	124	RODINK	2:27.124	2:27.342	0.218
21	16	BEST	46.221	124	RODINK	1:03.746	19	JOHNSON	37.594	20	10	SUTHERLAND	2:27.259	2:27.453	0.194
22	47	ARCHER	46.521	88	JONKER	1:03.817	90	GREENWOOD	37.778	21	16	BEST	2:27.720	2:27.901	0.181
23	88	JONKER	46.530	27	GREEN	1:03.872	47	ARCHER	37.870	22	90	GREENWOOD	2:28.104	2:28.173	0.069
24	90	GREENWOOD	46.635	16	BEST	1:03.974	18	DOBB	37.872	23	88	JONKER	2:28.268	2:28.269	0.001
25	18	DOBB	46.783	10	SUTHERLAND	1:04.128	88	JONKER	37.921	24	18	DOBB	2:28.889	2:29.049	0.160
26	4	VALLELEY	47.198	18	DOBB	1:04.234	4	VALLELEY	38.057	25	47	ARCHER	2:28.932	2:29.154	0.222
27	7	ASHBY	48.495	47	ARCHER	1:04.541	7	ASHBY	39.429	26	4	VALLELEY	2:30.086	2:30.484	0.398
28	100	CAMPBELL	51.012	4	VALLELEY	1:04.831	100	CAMPBELL	40.995	27	7	ASHBY	2:34.456	2:34.643	0.187
29				7	ASHBY	1:06.532				28	100	CAMPBELL	2:41.585	2:41.837	0.252
30				100	CAMPBELL	1:09.578									

Weather / Track : Bright / Dry

Results can be found at www.tsl-timing.com

Silverstone GP

Circuit Length = 3.6673 miles

Start: 14:56 Flag 00:00 End: 15:19

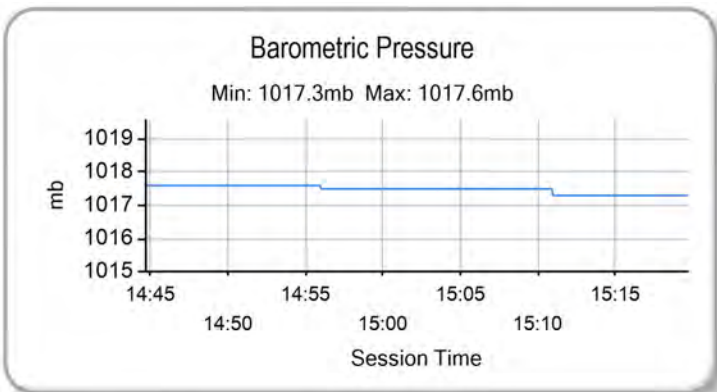
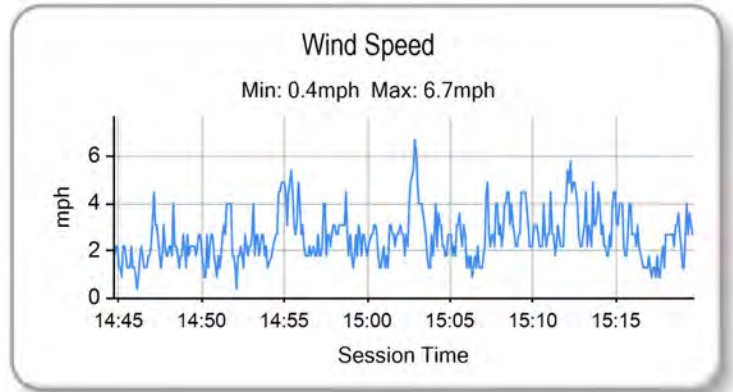
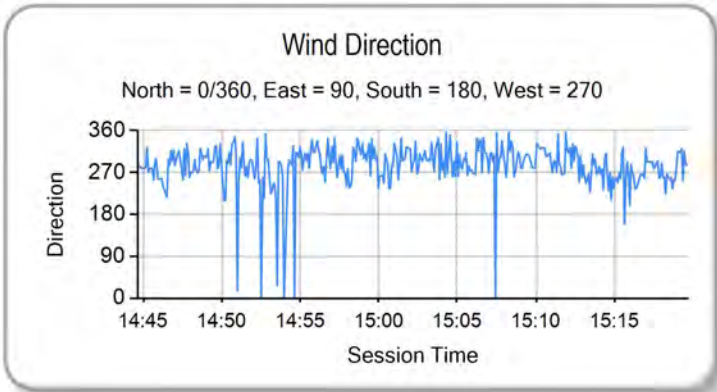
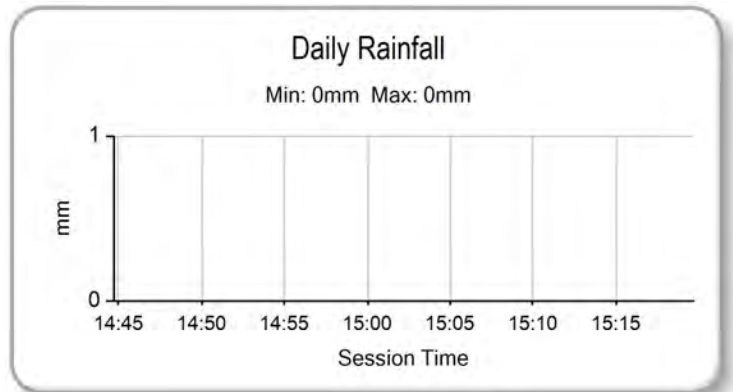
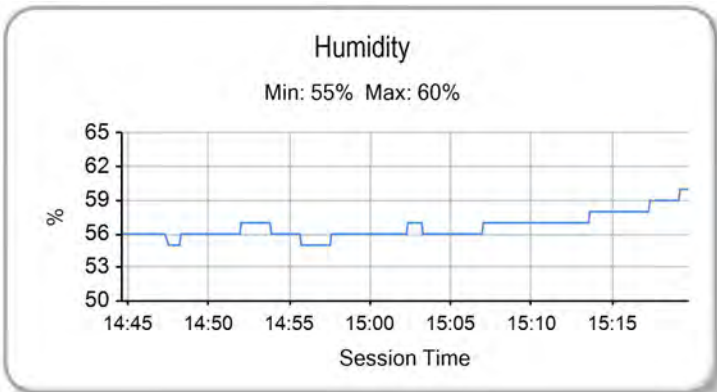
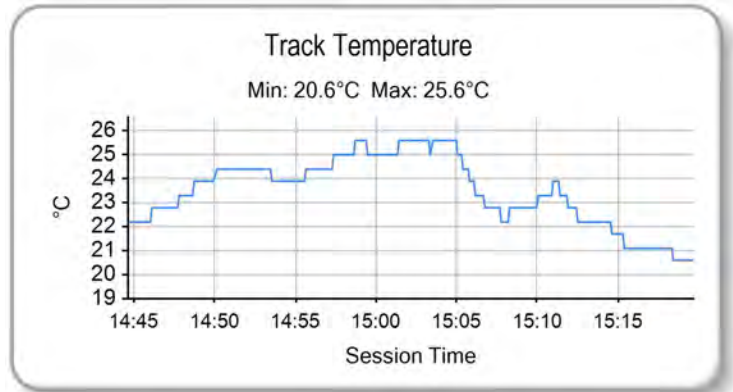
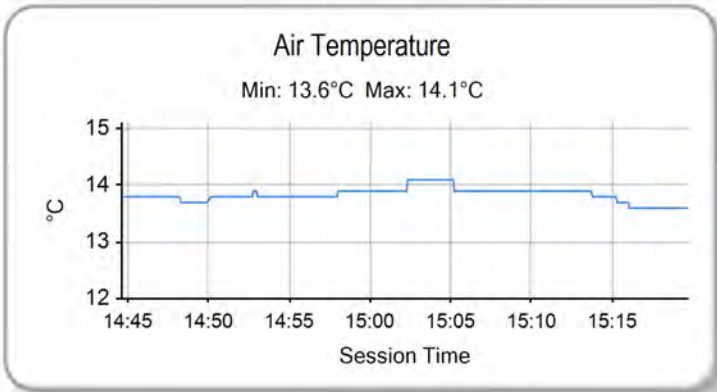
Printed - 15:26 Sunday, 05 October 2014

MCRCB BULLETIN TK250

2014 MCE British Superbike Championship - Round 11

2014 Motul British Motostar Championship

RACE 10 - WEATHER CONDITIONS



Weather / Track : Bright / Dry

Results can be found at www.tsl-timing.com

Silverstone GP
Circuit Length = 3.6673 miles
Start: 14:56 Flag 00:00 End: 15:19

Printed - 15:27 Sunday, 05 October 2014

MCRCB BULLETIN TK251

2014 Motul British Motostar Championship

MOTO 3 POINTS AFTER ROUND 11

	TOTAL	GAP	DIFF	21st April Brands Hatch - Indy	5th May Oulton Park	15th June Snetterton	29th June Knockhill	20th July Brands Hatch - GP	3rd August Thruxton	10th August Oulton Park	7th September Donington Park - CP Race	7th September Donington Park	21st September Assen	5th October Silverstone	19th October Brands Hatch - GP
Jordan WEAIVING	225			20	25	20	25	20	20	20	20	25	10	20	
Joe IRVING	197	28		25		25	20	16	25	25	25		11	25	
Jayson URIBE	143	82	54	16	20	13	16	11	13	16		13	9	16	
James HOBSON	97	128	46	6	11	10	13	10	16	7	13	11			
Chris TAYLOR	94	131	3	10	16	8		7	9	13	8	9	3	11	
Mike BROUWERS	80	145	14	8	13	9			11	11	10		8	10	
Charlie NESBITT	75	150	5	11		11	11	9	10			16	7		
Sam BURMAN	65	160	10	5	9	5	10	5	8	8	7	8			
Oilly SIMPSON	61	164	4					25			16		20		
Joe THOMPSON	53	172	8			6	9	6	7	10	6		1	8	
Asher DURHAM	49	176	4								11	20	5	13	
Ernst DUBBINK	45	180	4			16		13					16		
Brian SLOOTEN	43	182	2			7		8			9	10		9	
Bo BENDSNEYDER	25	200	18										25		
Tom BOOTH-AMOS	17	208	8	7	10										
Daniel COSTILLA	13	212	4	13											
Thomas VAN LEEUWEN	13	212	0										13		
Georgina POLDEN	9	216	4	9											
Vasco VAN DER VALK	9	216	0							9					
Thomas DE VRIES	8	217	1		8										
Cat GREEN	7	218	1											7	
Felix NASSI	6	219	1										6		
Edmund BEST	6	219	0											6	
Sander KROEZE	4	221	2										4		
Sven GREVINK	2	223	2										2		

MCRCB BULLETIN TK252

2014 Motul British Motostar Championship

125GP POINTS AFTER ROUND 11

	TOTAL	GAP	DIFF	21st April Brands Hatch - Indy	5th May Oulton Park	15th June Snetterton	29th June Knockhill	20th July Brands Hatch - GP	3rd August Thruxton	10th August Oulton Park	7th September Donington Park - CP Race	7th September Donington Park	21st September Assen	5th October Silverstone	19th October Brands Hatch - GP
Edward RENDELL	220			20	25	20	25	16	25	25	16	16	16	16	
Taz TAYLOR	174	46		13	20	16		20	20		20	20	25	20	
Bradley RAY	141	79	33	16		25		25			25	25		25	
Arnie SHELTON	121	99	20	7	11	11	20	13	13		13		20	13	
Elliot LODGE	79	141	42		5	9	16	10		8		13	7	11	
Greg GREENWOOD	69	151	10			7	7	6	8	11	10	10	3	7	
Josh OWENS	61	159	8	8	9		13			20			11		
Daniel HERMANSSON	54	166	7	5	1	4		9		16	8	11			
Asher DURHAM	51	169	3	4	6	10	11		10	10					
Georgina POLDEN	46	174	5						16		11		9	10	
Alex PERSSON	45	175	1	10				11	11				13		
Kai JOHNSON	41	179	4	2	7		10					9	5	8	
Jake ARCHER	40	180	1					4		13	9	8	1	5	
Louis VALLELEY	38	182	2		3	6	8	2		9	7			3	
Ryan SAXELBY	35	185	3	25	10										
Anthony ALONSO	35	185	0	9	13	13									
Jamie ASHBY	32	188	3			1	6		6	7	6	4		2	
Jake BAYFORD	28	192	4	1		2		5	7	6		7			
James FLITCROFT	27	193	1	11	16										
Tasia RODINK	24	196	3			8		8					8		
Paul DOBB	23	197	1					1	9		4	5		4	
Joseph THOMAS	20	200	3	3	8		9								
Wesley JONKER	15	205	5					3					6	6	
Milo WARD	11	209	4	6		5									
Bryn OWEN	11	209	0								5	6			
Martin SVENSSON	10	210	1										10		
Peter SUTHERLAND	9	211	1											9	
Tom BOOTH-AMOS	7	213	2					7							
Jon VINCENT	7	213	0		2					5					
Gillian McGAW	5	215	2				5								
Stephen CAMPBELL	5	215	0				4							1	
Mark CLAYTON	4	216	1		4										
Walid SOPPE	4	216	0										4		
Ian RAYBON	3	217	1			3									
Dennis WILJE	2	218	1										2		