



MOTOSTAR

Round 5
Brands Hatch GP

18th – 20th July 2014



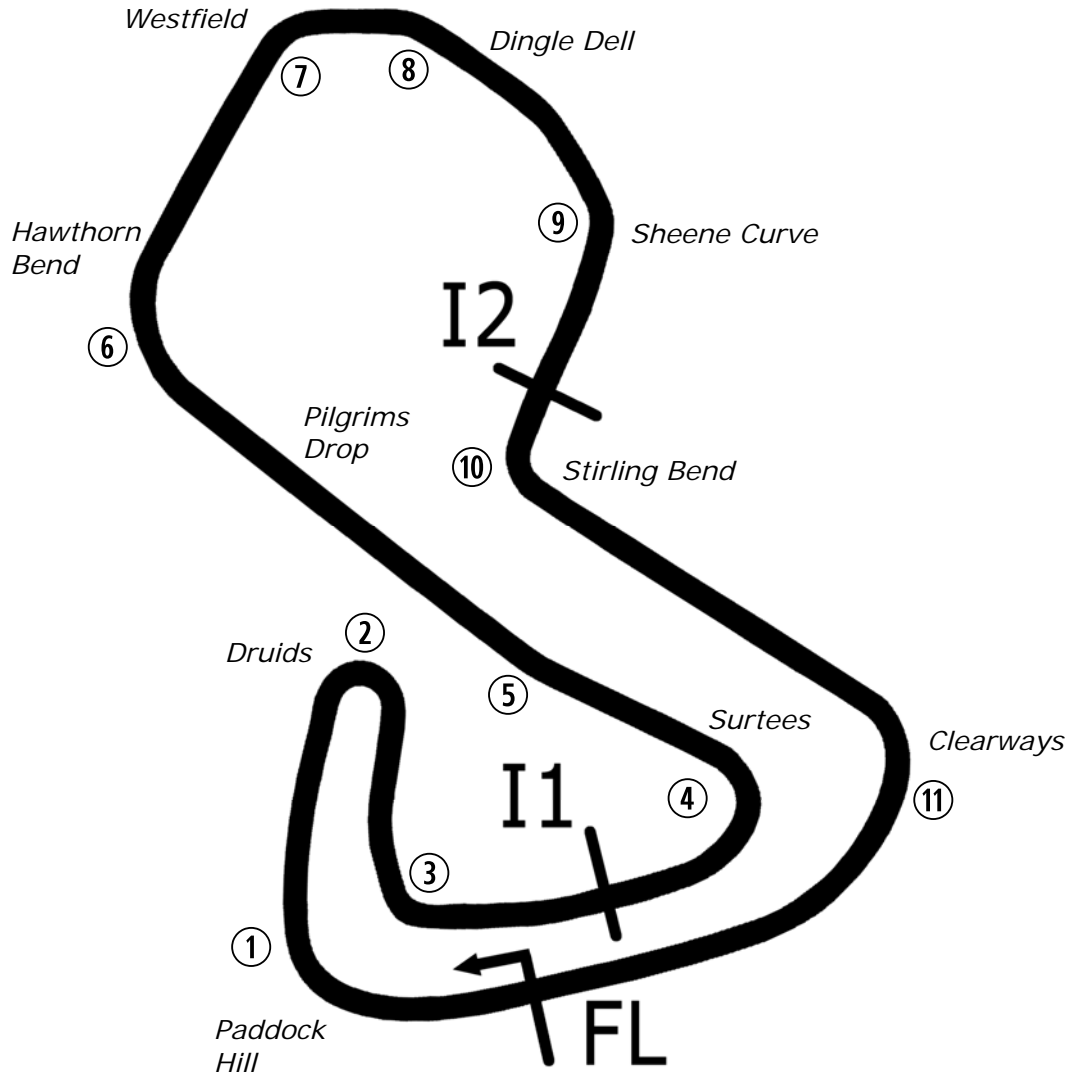
Results Provided by Timing Solutions Ltd
www.tsl-timing.com

Brands Hatch GP

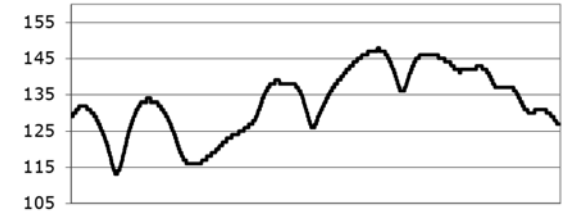


SPORTS TIMING

TIMING SOLUTIONS LTD



Circuit Altitude (m)



Length	2.4332 miles	3916.0 m	
FL		51.36032 N	0.26032 E
I1	1116m	51.35934 N	0.25955 E
I2	2928m	51.35532 N	0.26250 E
Pit Entry	3646m	51.35911 N	0.25743 E
Pit Exit	83m after FL	51.36017 N	0.26051 E
Pit Entry–Pit Exit 332m, 19.9s @60kph, 14.9s @80kph			

Lap Records		Best Sector Information					
		Sector 1	S1 Trap (mph)	Sector 2	S2 Trap (mph)	Sector 3	F/L Trap (mph)
Superbike	1:25.426	27.110	131.5	37.852	102.2	19.931	166.9
Supersport	1:28.085	27.760	123.3	39.048	101.2	20.693	156.8
Superstock 1000	1:28.539	28.080	125.4	39.285	100.6	20.610	162.1
Superstock 600	1:30.579	28.473	119.4	40.131	98.0	21.392	149.8
Motostar	1:33.989	28.976	108.8	41.262	95.7	22.431	129.8
F1 Sidecar	1:30.582	28.364	117.5	39.829	102.4	21.476	138.9
Triumph TC	1:31.336	28.818	116.1	40.785	94.7	21.558	147.1
Ducati Cup	1:30.796	28.642	117.5	40.382	97.3	21.494	147.4

All results available at www.tsl-timing.com



POS	NO	CL	PIC NAME	ENTRY	TIME	ON	LAPS	GAP	DIFF	MPH
1	28		1 Bradley RAY	EE125 - FAB-Racing	1:43.521	6	6			84.61
2	6		2 Taz TAYLOR	Luyten Honda - FPW Racing / Hookless Holidays	1:44.065	10	11	0.544	0.544	84.17
3	61	M3	1 Ernst DUBBINK	Honda - Ernst Dubbink Racing	1:45.837	10	11	2.316	1.772	82.76
4	12		3 Edward RENDELL	Honda - Banks Racing	1:46.660	7	7	3.139	0.823	82.12
5	66	M3	2 Joe IRVING	KTM - Redline KTM	1:46.726	6	6	3.205	0.066	82.07
6	164		4 Anthony ALONSO	Honda - SP125 / BARF Racing	1:47.125	9	9	3.604	0.399	81.77
7	86	M3	3 Charlie NESBITT	Repli-Cast - Repli-Cast UK	1:47.239	11	11	3.718	0.114	81.68
8	84		5 Daniel HERMANSSON	TSR Luyten - FPW Racing	1:47.519	10	10	3.998	0.280	81.47
9	11		6 Joseph THOMAS	Honda - Moto UK Racing	1:48.471	10	10	4.950	0.952	80.75
10	90		7 Greg GREENWOOD	Luyten Honda - FPW Racing	1:48.623	10	11	5.102	0.152	80.64
11	127		8 Georgina POLDEN	Honda - RS Racing	1:48.724	8	9	5.203	0.101	80.56
12	13	M3	4 Sam BURMAN	Honda - WNT / Burman Racing	1:49.605	10	10	6.084	0.881	79.92
13	42	M3	5 James HOBSON	Honda - Two 4 Motorsport with RS Racing	1:50.001	10	10	6.480	0.396	79.63
14	34	M3	6 Jordan WEAVING	KTM - Jordan Racing / Burkert	1:50.029	8	8	6.508	0.028	79.61
15	25	M3	7 Mike BROUWERS	Honda - Joma / Brouwers Racing Team	1:50.268	10	10	6.747	0.239	79.44
16	65		9 Josh OWENS	Honda - RCD Motorsport	1:50.360	10	10	6.839	0.092	79.37
17	4		10 Louis VALLELEY	KTM - Century 21 / Cresswell Racing	1:50.832	10	11	7.311	0.472	79.03
18	72		11 Alex PERSSON	Honda - PWR / Nordgren Racing	1:51.390	5	9	7.869	0.558	78.64
19	74	M3	8 Joe THOMPSON	Repli-Cast - Repli-Cast UK	1:52.916	9	10	9.395	1.526	77.57
20	35		12 Elliot LODGE	Honda - SP125 / Spike Racing	1:53.623	8	8	10.102	0.707	77.09
21	45	M3	9 Olly SIMPSON	KTM - Olly Simpson Racing	1:53.670	4	5	10.149	0.047	77.06

QUALIFYING LAPTIME (110.0% of 1:43.521) = 1:53.873

22	47		13 Jake ARCHER	Honda - Jake Archer Racing	1:53.881	5	5	10.360	0.211	76.92
23	69		14 Tom BOOTH-AMOS	Honda - 2T Racing / FAB Racing	1:54.053	10	10	10.532	0.172	76.80
24	142	M3	10 Brian SLOOTEN	Honda - Bakker Frames Holland	1:55.326	9	9	11.805	1.273	75.95
25	64		15 Asher DURHAM	Honda - SP125Racing.com	1:55.801	7	7	12.280	0.475	75.64
26	43		16 Arnie SHELTON	Honda - e3 Motorsport with Shelton Racing	1:56.066	5	5	12.545	0.265	75.47
27	124		17 Tasia RODINK	Honda - Promemo Racing	1:58.553	9	9	15.032	2.487	73.88
28	88		18 Wesley JONKER	Honda - Racing Family	1:59.005	7	7	15.484	0.452	73.60
29	44		19 Jake BAYFORD	Honda - Intek Adhesives by SGR Racing	1:59.316	7	7	15.795	0.311	73.41
30	100		20 Stephen CAMPBELL	Honda - Campbell Racing	2:04.366	5	7	20.845	5.050	70.43
31	7		21 Jamie ASHBY	Honda - JPA Racing / SP125	2:08.733	5	7	25.212	4.367	68.04
32	36	M3	11 Jayson URIBE	Honda - FPW Racing / RSR						

Brands Hatch GP

Circuit Length = 2.4332 miles

Start: 09:00 Flag 09:20 End: 09:22

Weather / Track : Sunny / Damp

These results are provisional until the conclusion of any judicial and technical matters.

Race Director :	Stewards :	Timekeeper :
-----------------	------------	--------------

Results can be found at www.britishsuperbike.com

Printed - 09:24 Friday, 18 July 2014



MCRCB BULLETIN TK002

2014 MCE British Superbike Championship - Round 5

2014 Motul British Motostar Championship

FREE PRACTICE 1 - SECTOR ANALYSIS

SECTOR 1 = FL to I1, SECTOR 2 = I1 to I2, SECTOR 3 = I2 to FL, DIFF = Difference To Personal Best Lap

P1 28		Bradley RAY					EE125 - FAB-Racing			
IDEAL LAP TIME : 1:43.521		BEST LAP TIME : 1:43.521			DIFFERENCE : 0.000					
LAP	SECTOR 1	SECTOR 2		SECTOR 3		LAP TIME	MPH	DIFF	TIME OF DAY	
1 -	OUTLAP	72.7	1:04.551	58.0	31.955	98.9	2:24.659	60.55	41.138	09:02:28.117
2 -	39.013	82.4	54.271	60.7	28.896	101.6	2:02.180 (3)	71.69	18.659	09:04:30.297
3 -	36.326	89.8	50.988	69.5	IN PIT		3:30.856 P	41.54	1:47.335	09:08:01.153
4 -	OUTLAP	91.1	48.022	75.9	25.474	118.1	1:49.887	79.71	6.366	09:09:51.040
5 -	33.222	98.8	46.299	78.4	24.912	118.1	1:44.433 (2)	83.88	0.912	09:11:35.473
6 -	32.765	97.6	46.035	79.9	24.721	118.3	1:43.521 (1)	84.61		09:13:18.994

P2 6		Taz TAYLOR					Luyten Honda - FPW Racing / Hookless Holidays			
IDEAL LAP TIME : 1:44.065		BEST LAP TIME : 1:44.065			DIFFERENCE : 0.000					
LAP	SECTOR 1	SECTOR 2		SECTOR 3		LAP TIME	MPH	DIFF	TIME OF DAY	
1 -	OUTLAP	70.6	1:00.742	67.9	30.012	102.2	2:17.223	63.83	33.158	09:02:23.265
2 -	38.405	80.9	56.207	61.3	28.445	111.2	2:03.057	71.18	18.992	09:04:26.322
3 -	35.581	90.4	50.872	73.6	26.744	115.7	1:53.197	77.38	9.132	09:06:19.519
4 -	34.759	93.2	49.864	75.9	26.394	115.1	1:51.017	78.90	6.952	09:08:10.536
5 -	33.838	93.7	48.087	76.4	26.411	116.3	1:48.336	80.85	4.271	09:09:58.872
6 -	33.651	96.6	47.556	74.3	25.773	116.9	1:46.980	81.88	2.915	09:11:45.852
7 -	33.199	95.0	47.924	77.4	26.100	115.5	1:47.223	81.69	3.158	09:13:33.075
8 -	33.294	96.2	47.549	81.3	25.453	115.7	1:46.296	82.40	2.231	09:15:19.371
9 -	32.797	98.5	46.650	80.2	25.234	116.7	1:44.681 (2)	83.68	0.616	09:17:04.052
10 -	32.499	98.1	46.458	79.9	25.108	116.5	1:44.065 (1)	84.17		09:18:48.117
11 -	32.853	96.9	46.872	81.5	25.524	116.7	1:45.249 (3)	83.22	1.184	09:20:33.366

P3 61 M3		Ernst DUBBINK					Honda - Ernst Dubbink Racing			
IDEAL LAP TIME : 1:45.100		BEST LAP TIME : 1:45.837			DIFFERENCE : 0.737					
LAP	SECTOR 1	SECTOR 2		SECTOR 3		LAP TIME	MPH	DIFF	TIME OF DAY	
1 -	OUTLAP	70.7	59.414	51.2	29.701	105.0	2:13.712	65.51	27.875	09:02:50.042
2 -	39.364	80.0	55.310	58.1	27.414	102.2	2:02.088	71.75	16.251	09:04:52.130
3 -	38.726	83.7	52.455	59.1	26.823	116.3	1:58.004	74.23	12.167	09:06:50.134
4 -	36.462	88.4	52.110	64.7	26.233	115.3	1:54.805	76.30	8.968	09:08:44.939
5 -	36.922	86.8	49.921	69.2	25.800	117.5	1:52.643	77.76	6.806	09:10:37.582
6 -	35.039	94.3	48.332	68.5	25.249	118.7	1:48.620	80.64	2.783	09:12:26.202
7 -	34.686	89.8	47.739	71.0	25.403	118.7	1:47.828	81.23	1.991	09:14:14.030
8 -	34.383	90.0	48.352	70.1	25.826	118.5	1:48.561	80.69	2.724	09:16:02.591
9 -	35.317	88.3	47.572	71.0	24.874	118.7	1:47.763 (3)	81.28	1.926	09:17:50.354
10 -	33.739	93.2	46.906	73.0	25.192	118.5	1:45.837 (1)	82.76		09:19:36.191
11 -	33.320	95.4	48.358	69.1	25.098	117.3	1:46.776 (2)	82.03	0.939	09:21:22.967

P4 12		Edward RENDELL					Honda - Banks Racing			
IDEAL LAP TIME : 1:46.528		BEST LAP TIME : 1:46.660			DIFFERENCE : 0.132					
LAP	SECTOR 1	SECTOR 2		SECTOR 3		LAP TIME	MPH	DIFF	TIME OF DAY	
1 -	OUTLAP	44.0			IN PIT		5:21.371 P	27.25	3:34.711	09:05:33.809
2 -	OUTLAP	34.7			IN PIT		5:10.317 P	28.22	3:23.657	09:10:44.126
3 -	OUTLAP	84.5	56.039	71.9	27.523	101.0	3:22.070	43.35	1:35.410	09:14:06.196
4 -	35.399	87.0	50.810	73.4	26.555	100.1	1:52.764	77.68	6.104	09:15:58.960
5 -	34.571	86.0	49.758	73.1	26.207	101.6	1:50.536 (3)	79.24	3.876	09:17:49.496
6 -	33.814	92.5	48.198	75.4	25.495	107.5	1:47.507 (2)	81.48	0.847	09:19:37.003
7 -	33.287	93.7	47.746	68.9	25.627	111.6	1:46.660 (1)	82.12		09:21:23.663

P5 66 M3		Joe IRVING					KTM - Redline KTM			
IDEAL LAP TIME : 1:45.028		BEST LAP TIME : 1:46.726			DIFFERENCE : 1.698					
LAP	SECTOR 1	SECTOR 2		SECTOR 3		LAP TIME	MPH	DIFF	TIME OF DAY	
1 -	OUTLAP	78.8	52.720	61.0	27.365	118.3	1:59.716	73.17	12.990	09:02:06.485
2 -	35.940	82.8	50.803	65.0	27.071	118.9	1:53.814 (3)	76.96	7.088	09:04:00.299
3 -	35.054	88.6	49.728	66.5	26.521	118.3	1:51.303 (2)	78.70	4.577	09:05:51.602
4 -	35.324	91.4	48.608	70.1	IN PIT		3:56.314 P	37.06	2:09.588	09:09:47.916
5 -	OUTLAP	98.2	47.226	70.6	25.617	119.1	1:50.837	79.03	4.111	09:11:38.753

Weather / Track : Sunny / Damp

Brands Hatch GP

Circuit Length = 2.4332 miles

Start: 09:00 Flag 09:20 End: 09:22

MCRCB BULLETIN TK002

2014 MCE British Superbike Championship - Round 5

2014 Motul British Motostar Championship

FREE PRACTICE 1 - SECTOR ANALYSIS

SECTOR 1 = FL to I1, SECTOR 2 = I1 to I2, SECTOR 3 = I2 to FL, DIFF = Difference To Personal Best Lap

6 - 33.702 91.5 47.922 **74.4** **25.102** **119.1** **1:46.726 (1)** **82.07** **09:13:25.479**

P6 164 Anthony ALONSO		Honda - SP125 / BARF Racing								
IDEAL LAP TIME : 1:47.125		BEST LAP TIME : 1:47.125			DIFFERENCE : 0.000					
LAP	SECTOR 1	SECTOR 2	SECTOR 3	LAP TIME	MPH	DIFF	TIME OF DAY			
1 -	OUTLAP	76.7	1:01.490	66.3	31.684	85.3	2:16.747	64.05	29.622	09:03:04.892
2 -	37.758	81.4	1:01.892	66.5	29.553	95.7	2:09.203	67.79	22.078	09:05:14.095
3 -	36.409	85.2	56.039	64.2	29.589	100.1	2:02.037	71.78	14.912	09:07:16.132
4 -	35.996	89.2	54.998	72.8	27.644	108.4	1:58.638	73.83	11.513	09:09:14.770
5 -	35.637	90.1	51.085	77.8	26.876	109.1	1:53.598 (3)	77.11	6.473	09:11:08.368
6 -	34.072	93.8	49.562	80.3	IN PIT		3:29.595 P	41.79	1:42.470	09:14:37.963
7 -	OUTLAP	91.5	51.038	78.3	26.163	111.2	1:55.563	75.80	8.438	09:16:33.526
8 -	33.174	96.1	49.050	82.9	25.956	111.6	1:48.180 (2)	80.97	1.055	09:18:21.706
9 -	33.045	95.7	48.244	82.6	25.836	111.2	1:47.125 (1)	81.77		09:20:08.831

P7 86 M3 Charlie NESBITT		Repli-Cast - Repli-Cast UK								
IDEAL LAP TIME : 1:46.972		BEST LAP TIME : 1:47.239			DIFFERENCE : 0.267					
LAP	SECTOR 1	SECTOR 2	SECTOR 3	LAP TIME	MPH	DIFF	TIME OF DAY			
1 -	OUTLAP	70.4	56.894	60.3	28.118	115.7	2:09.774	67.50	22.535	09:02:15.488
2 -	37.622	80.7	53.965	62.7	27.462	114.5	1:59.049	73.58	11.810	09:04:14.537
3 -	35.958	86.0	52.487	65.2	26.590	114.9	1:55.035	76.14	7.796	09:06:09.572
4 -	35.563	86.9	51.546	67.6	27.190	112.0	1:54.299	76.63	7.060	09:08:03.871
5 -	34.663	87.9	50.439	67.5	26.249	114.1	1:51.351	78.66	4.112	09:09:55.222
6 -	34.699	91.6	49.467	72.0	26.081	114.5	1:50.247	79.45	3.008	09:11:45.469
7 -	34.264	96.1	49.181	70.2	25.725	115.7	1:49.170	80.24	1.931	09:13:34.639
8 -	34.307	95.4	48.964	71.8	25.689	114.5	1:48.960	80.39	1.721	09:15:23.599
9 -	33.748	93.0	48.051	74.5	25.628	116.5	1:47.427 (3)	81.54	0.188	09:17:11.026
10 -	34.046	94.5	47.879	72.7	25.468	114.9	1:47.393 (2)	81.56	0.154	09:18:58.419
11 -	33.666	96.1	47.838	76.8	25.735	114.9	1:47.239 (1)	81.68		09:20:45.658

P8 84 Daniel HERMANSSON		TSR Luyten - FPW Racing								
IDEAL LAP TIME : 1:47.167		BEST LAP TIME : 1:47.519			DIFFERENCE : 0.352					
LAP	SECTOR 1	SECTOR 2	SECTOR 3	LAP TIME	MPH	DIFF	TIME OF DAY			
1 -	OUTLAP	68.6	58.539	62.8	IN PIT		3:08.084 P	46.57	1:20.565	09:04:56.983
2 -	OUTLAP	79.9	53.167	65.6	27.697	112.4	1:58.227	74.09	10.708	09:06:55.210
3 -	36.305	76.5	51.630	67.4	27.000	112.5	1:54.935	76.21	7.416	09:08:50.145
4 -	35.853	82.3	51.084	67.5	27.220	113.5	1:54.157	76.73	6.638	09:10:44.302
5 -	35.051	82.9	51.050	67.3	26.093	112.2	1:52.194	78.07	4.675	09:12:36.496
6 -	34.829	81.3	50.134	70.7	25.993	112.2	1:50.956	78.94	3.437	09:14:27.452
7 -	34.375	85.1	49.871	75.5	25.810	112.2	1:50.056 (3)	79.59	2.537	09:16:17.508
8 -	33.804	89.1	48.922	75.2	25.553	113.3	1:48.279 (2)	80.90	0.760	09:18:05.787
9 -	34.123	81.2	51.511	62.7	26.599	111.4	1:52.233	78.05	4.714	09:19:58.020
10 -	33.477	89.1	48.137	75.1	25.905	111.1	1:47.519 (1)	81.47		09:21:45.539

P9 11 Joseph THOMAS		Honda - Moto UK Racing								
IDEAL LAP TIME : 1:48.008		BEST LAP TIME : 1:48.471			DIFFERENCE : 0.463					
LAP	SECTOR 1	SECTOR 2	SECTOR 3	LAP TIME	MPH	DIFF	TIME OF DAY			
1 -	OUTLAP	67.8	58.798	52.4	31.044	109.2	2:25.329	60.27	36.858	09:02:30.335
2 -	39.228	77.9	53.764	58.6	28.203	112.0	2:01.195	72.27	12.724	09:04:31.530
3 -	37.477	82.7	52.189	63.1	27.773	111.1	1:57.439	74.59	8.968	09:06:28.969
4 -	37.725	83.7	51.841	62.0	27.855	111.2	1:57.421	74.60	8.950	09:08:26.390
5 -	36.381	82.0	51.754	55.7	IN PIT		3:11.252 P	45.80	1:22.781	09:11:37.642
6 -	OUTLAP	87.7	49.932	63.6	26.902	111.8	1:52.700	77.72	4.229	09:13:30.342
7 -	36.076	89.4	48.591	70.8	26.065	110.7	1:50.732	79.10	2.261	09:15:21.074
8 -	34.286	89.9	48.639	65.9	26.560	110.9	1:49.485 (3)	80.00	1.014	09:17:10.559
9 -	34.304	90.8	48.344	71.0	25.870	111.1	1:48.518 (2)	80.72	0.047	09:18:59.077
10 -	34.152	91.6	47.986	70.5	26.333	110.9	1:48.471 (1)	80.75		09:20:47.548

Weather / Track : Sunny / Damp

Brands Hatch GP

Circuit Length = 2.4332 miles

Start: 09:00 Flag 09:20 End: 09:22

MCRCB BULLETIN TK002

2014 MCE British Superbike Championship - Round 5

2014 Motul British Motostar Championship

FREE PRACTICE 1 - SECTOR ANALYSIS

SECTOR 1 = FL to I1, SECTOR 2 = I1 to I2, SECTOR 3 = I2 to FL, DIFF = Difference To Personal Best Lap

P10 90		Greg GREENWOOD					Luyten Honda - FPW Racing			
IDEAL LAP TIME : 1:48.623		BEST LAP TIME : 1:48.623			DIFFERENCE : 0.000					
LAP	SECTOR 1	SECTOR 2		SECTOR 3		LAP TIME	MPH	DIFF	TIME OF DAY	
1 -	OUTLAP	71.1	1:00.505	56.1	29.423	111.8	2:17.942	63.50	29.319	09:02:22.984
2 -	39.711	76.0	55.827	62.0	28.009	112.7	2:03.547	70.90	14.924	09:04:26.531
3 -	37.416	87.7	52.266	64.6	27.232	112.0	1:56.914	74.92	8.291	09:06:23.445
4 -	36.195	88.6	52.380	67.9	26.893	112.2	1:55.468	75.86	6.845	09:08:18.913
5 -	35.483	74.8	50.584	69.9	26.280	112.4	1:52.347	77.97	3.724	09:10:11.260
6 -	34.865	89.9	51.089	64.5	27.667	111.6	1:53.621	77.09	4.998	09:12:04.881
7 -	36.132	87.6	51.335	70.4	26.153	111.2	1:53.620	77.09	4.997	09:13:58.501
8 -	34.887	93.5	49.897	76.0	25.778	112.0	1:50.562 (3)	79.23	1.939	09:15:49.063
9 -	34.592	91.8	49.757	70.2	26.142	112.0	1:50.491 (2)	79.28	1.868	09:17:39.554
10 -	33.950	94.5	48.950	76.8	25.723	112.2	1:48.623 (1)	80.64		09:19:28.177
11 -	34.699	96.2	1:15.625	62.3	27.211	113.5	2:17.535	63.69	28.912	09:21:45.712

P11 127		Georgina POLDEN					Honda - RS Racing			
IDEAL LAP TIME : 1:48.419		BEST LAP TIME : 1:48.724			DIFFERENCE : 0.305					
LAP	SECTOR 1	SECTOR 2		SECTOR 3		LAP TIME	MPH	DIFF	TIME OF DAY	
1 -	OUTLAP	70.1	1:01.832	61.3	28.810	111.8	2:16.756	64.05	28.032	09:03:22.442
2 -	39.616	75.5	54.510	63.1	27.778	115.9	2:01.904	71.85	13.180	09:05:24.346
3 -	37.974	76.6	54.923	65.6	26.998	117.1	1:59.895	73.06	11.171	09:07:24.241
4 -	37.777	78.6	56.369	65.9	IN PIT		4:37.593 P	31.55	2:48.869	09:12:01.834
5 -	OUTLAP	82.2	53.598	69.8	26.983	116.7	2:02.445	71.54	13.721	09:14:04.279
6 -	35.026	86.8	50.522	75.6	25.428	117.3	1:50.976	78.93	2.252	09:15:55.255
7 -	33.585	88.0	50.097	74.2	25.904	116.9	1:49.586 (3)	79.93	0.862	09:17:44.841
8 -	33.781	94.5	49.445	71.0	25.498	117.5	1:48.724 (1)	80.56		09:19:33.565
9 -	34.276	82.7	49.680	72.9	25.389	116.9	1:49.345 (2)	80.11	0.621	09:21:22.910

P12 13 M3		Sam BURMAN					Honda - WNT / Burman Racing			
IDEAL LAP TIME : 1:49.605		BEST LAP TIME : 1:49.605			DIFFERENCE : 0.000					
LAP	SECTOR 1	SECTOR 2		SECTOR 3		LAP TIME	MPH	DIFF	TIME OF DAY	
1 -	OUTLAP	74.8	58.210	58.3	28.907	112.5	2:10.852	66.94	21.247	09:02:14.203
2 -	38.558	80.2	53.855	62.4	28.299	114.5	2:00.712	72.56	11.107	09:04:14.915
3 -	36.648	82.1	53.675	63.6	27.255	115.5	1:57.578	74.50	7.973	09:06:12.493
4 -	35.637	81.4	51.519	66.3	26.929	115.7	1:54.085	76.78	4.480	09:08:06.578
5 -	35.166	87.0	50.712	60.2	27.627	116.1	1:53.505	77.17	3.900	09:10:00.083
6 -	36.138	76.8	51.908	66.5	IN PIT		3:03.777 P	47.66	1:14.172	09:13:03.860
7 -	OUTLAP	78.6	51.255	63.7	26.937	114.9	1:57.601	74.48	7.996	09:15:01.461
8 -	34.920	83.4	50.025	67.8	26.836	114.7	1:51.781 (3)	78.36	2.176	09:16:53.242
9 -	34.395	88.7	49.454	65.8	26.259	115.3	1:50.108 (2)	79.55	0.503	09:18:43.350
10 -	34.196	87.6	49.367	67.5	26.042	115.3	1:49.605 (1)	79.92		09:20:32.955

P13 42 M3		James HOBSON					Honda - Two 4 Motorsport with RS Racing			
IDEAL LAP TIME : 1:49.363		BEST LAP TIME : 1:50.001			DIFFERENCE : 0.638					
LAP	SECTOR 1	SECTOR 2		SECTOR 3		LAP TIME	MPH	DIFF	TIME OF DAY	
1 -	OUTLAP	76.0	54.415	56.4	28.969	115.5	2:03.578	70.88	13.577	09:03:14.848
2 -	36.759	86.3	53.114	62.6	27.879	117.5	1:57.752	74.39	7.751	09:05:12.600
3 -	36.235	87.9	52.079	65.2	27.297	115.3	1:55.611	75.76	5.610	09:07:08.211
4 -	35.583	87.7	51.190	66.1	27.427	113.9	1:54.200	76.70	4.199	09:09:02.411
5 -	39.331	72.3	53.800	69.6	26.604	116.7	1:59.735	73.16	9.734	09:11:02.146
6 -	35.220	87.2	50.020	72.4	26.223	116.7	1:51.463	78.58	1.462	09:12:53.609
7 -	34.851	90.1	51.359	72.0	26.229	115.7	1:52.439	77.90	2.438	09:14:46.048
8 -	34.863	90.1	49.540	69.2	26.237	117.1	1:50.640 (2)	79.17	0.639	09:16:36.688
9 -	34.653	93.4	48.836	68.8	27.200	116.9	1:50.689 (3)	79.13	0.688	09:18:27.377
10 -	34.863	91.3	49.264	72.6	25.874	116.1	1:50.001 (1)	79.63		09:20:17.378

P14 34 M3		Jordan WEAVING					KTM - Jordan Racing / Burkert			
IDEAL LAP TIME : 1:49.518		BEST LAP TIME : 1:50.029			DIFFERENCE : 0.511					
LAP	SECTOR 1	SECTOR 2		SECTOR 3		LAP TIME	MPH	DIFF	TIME OF DAY	

Weather / Track : Sunny / Damp

Brands Hatch GP
Circuit Length = 2.4332 miles
Start: 09:00 Flag 09:20 End: 09:22

MCRCB BULLETIN TK002

2014 MCE British Superbike Championship - Round 5

2014 Motul British Motostar Championship

FREE PRACTICE 1 - SECTOR ANALYSIS

SECTOR 1 = FL to I1, SECTOR 2 = I1 to I2, SECTOR 3 = I2 to FL, DIFF = Difference To Personal Best Lap

1 -	OUTLAP	86.7	52.438	71.3	26.844	108.7	1:56.021	75.50	5.992	09:02:49.805
2 -	36.045	89.1	51.237	74.4	26.422	114.5	1:53.704	77.04	3.675	09:04:43.509
3 -	35.146	94.5	49.355	73.1	25.975	115.5	1:50.476 (2)	79.29	0.447	09:06:33.985
4 -	35.208	91.0	50.660	74.4	IN PIT		3:53.232 P	37.55	2:03.203	09:10:27.217
5 -	OUTLAP	75.3	49.620	73.0	25.880	115.5	1:52.289	78.01	2.260	09:12:19.506
6 -	35.225	94.6	49.674	73.3	26.492	114.9	1:51.391 (3)	78.64	1.362	09:14:10.897
7 -	35.838	91.8	49.559	74.8	26.104	115.7	1:51.501	78.56	1.472	09:16:02.398
8 -	35.657	89.7	48.584	76.7	25.788	115.3	1:50.029 (1)	79.61		09:17:52.427

P15	25 M3	Mike BROUWERS				Honda - Joma / Brouwers Racing Team					
IDEAL LAP TIME : 1:49.818		BEST LAP TIME : 1:50.268				DIFFERENCE : 0.450					
LAP	SECTOR 1	SECTOR 2		SECTOR 3		LAP TIME	MPH	DIFF	TIME OF DAY		
1 -	OUTLAP	68.2	58.885	57.1	28.584	110.1	2:12.611	66.05	22.343	09:02:18.165	
2 -	38.202	78.7	54.943	61.9	27.558	110.9	2:00.703	72.57	10.435	09:04:18.868	
3 -	37.418	83.8	53.317	64.7	27.189	111.8	1:57.924	74.28	7.656	09:06:16.792	
4 -	37.521	87.0	51.262	64.3	26.643	112.0	1:55.426	75.89	5.158	09:08:12.218	
5 -	35.592	90.3	50.581	65.4	26.332	110.9	1:52.505 (3)	77.86	2.237	09:10:04.723	
6 -	35.568	89.0	50.203	69.7	26.799	111.1	1:52.570	77.81	2.302	09:11:57.293	
7 -	35.202	89.3	49.620	73.2	26.258	110.7	1:51.080 (2)	78.86	0.812	09:13:48.373	
8 -	35.531	88.1	51.431	69.5	IN PIT		2:45.546 P	52.91	55.278	09:16:33.919	
9 -	OUTLAP	93.5	48.813	70.8	26.314	113.1	1:53.917	76.89	3.649	09:18:27.836	
10 -	35.170	87.4	49.263	75.4	25.835	112.0	1:50.268 (1)	79.44		09:20:18.104	

P16	65	Josh OWENS				Honda - RCD Motorsport					
IDEAL LAP TIME : 1:49.622		BEST LAP TIME : 1:50.360				DIFFERENCE : 0.738					
LAP	SECTOR 1	SECTOR 2		SECTOR 3		LAP TIME	MPH	DIFF	TIME OF DAY		
1 -	OUTLAP	71.6	58.641	61.3	28.780	110.7	2:09.875	67.44	19.515	09:03:09.082	
2 -	39.315	88.6	55.733	68.8	28.275	109.6	2:03.323	71.03	12.963	09:05:12.405	
3 -	37.559	91.1	53.114	74.8	27.318	110.5	1:57.991	74.24	7.631	09:07:10.396	
4 -	36.846	93.4	52.515	74.7	27.082	109.6	1:56.443	75.22	6.083	09:09:06.839	
5 -	36.623	90.1	50.473	79.5	27.003	110.5	1:54.099	76.77	3.739	09:11:00.938	
6 -	35.850	93.7	49.900	76.0	26.756	109.4	1:52.506	77.86	2.146	09:12:53.444	
7 -	35.500	95.4	50.102	76.6	26.373	110.1	1:51.975	78.23	1.615	09:14:45.419	
8 -	35.562	90.5	49.379	76.6	26.197	111.2	1:51.138 (3)	78.81	0.778	09:16:36.557	
9 -	34.746	96.0	48.931	70.7	26.949	109.1	1:50.626 (2)	79.18	0.266	09:18:27.183	
10 -	34.995	95.4	49.420	74.0	25.945	113.5	1:50.360 (1)	79.37		09:20:17.543	

P17	4	Louis VALLELEY				KTM - Century 21 / Cresswell Racing					
IDEAL LAP TIME : 1:50.136		BEST LAP TIME : 1:50.832				DIFFERENCE : 0.696					
LAP	SECTOR 1	SECTOR 2		SECTOR 3		LAP TIME	MPH	DIFF	TIME OF DAY		
1 -	OUTLAP	73.2	57.650	66.7	29.257	103.7	2:14.930	64.92	24.098	09:02:20.806	
2 -	39.450	77.0	54.681	63.8	28.470	103.5	2:02.601	71.45	11.769	09:04:23.407	
3 -	37.549	88.0	57.547	66.1	27.473	107.7	2:02.569	71.46	11.737	09:06:25.976	
4 -	36.488	92.0	52.516	69.9	26.772	107.7	1:55.776	75.66	4.944	09:08:21.752	
5 -	35.809	89.4	50.726	65.6	27.113	108.5	1:53.648	77.07	2.816	09:10:15.400	
6 -	35.602	90.1	50.323	70.4	25.983	110.7	1:51.908 (3)	78.27	1.076	09:12:07.308	
7 -	36.591	91.4	51.849	67.2	26.552	107.3	1:54.992	76.17	4.160	09:14:02.300	
8 -	35.089	88.4	49.723	74.2	26.383	107.8	1:51.195 (2)	78.77	0.363	09:15:53.495	
9 -	35.172	90.9	50.496	68.7	26.687	107.3	1:52.355	77.96	1.523	09:17:45.850	
10 -	34.430	91.1	50.052	73.5	26.350	107.7	1:50.832 (1)	79.03		09:19:36.682	
11 -	34.915	88.5	52.735	70.1	26.624	106.0	1:54.274	76.65	3.442	09:21:30.956	

P18	72	Alex PERSSON				Honda - PWR / Nordgren Racing					
IDEAL LAP TIME : 1:51.249		BEST LAP TIME : 1:51.390				DIFFERENCE : 0.141					
LAP	SECTOR 1	SECTOR 2		SECTOR 3		LAP TIME	MPH	DIFF	TIME OF DAY		
1 -	39.475	72.7	57.667	59.8	28.746	107.0	2:05.888	69.58	14.498	09:04:25.545	
2 -	37.635	79.6	54.836	67.5	27.190	112.9	1:59.661	73.20	8.271	09:06:25.206	
3 -	35.496	87.3	52.398	65.5	30.161	112.2	1:58.055	74.20	6.665	09:08:23.261	
4 -	35.469	89.1	50.982	71.4	25.986	113.9	1:52.437	77.90	1.047	09:10:15.698	
5 -	35.287	89.3	50.077	72.6	26.026	111.8	1:51.390 (1)	78.64		09:12:07.088	

Weather / Track : Sunny / Damp

Brands Hatch GP
Circuit Length = 2.4332 miles
Start: 09:00 Flag 09:20 End: 09:22

MCRCB BULLETIN TK002

2014 MCE British Superbike Championship - Round 5

2014 Motul British Motostar Championship

FREE PRACTICE 1 - SECTOR ANALYSIS

SECTOR 1 = FL to I1, SECTOR 2 = I1 to I2, SECTOR 3 = I2 to FL, DIFF = Difference To Personal Best Lap

6 -	35.535	86.0	50.378	71.6	26.375	110.7	1:52.288 (3)	78.01	0.898	09:13:59.376
7 -	35.721	91.6	49.976	74.3	26.123	110.5	1:51.820 (2)	78.33	0.430	09:15:51.196
8 -	36.206	90.9	50.137	71.3	IN PIT		3:03.521 P	47.73	1:12.131	09:18:54.717
9 -	OUTLAP	81.9	52.746	70.4	26.743	110.7	2:01.232	72.25	9.842	09:20:55.949

P19	74 M3	Joe THOMPSON				Repli-Cast - Repli-Cast UK					
IDEAL LAP TIME : 1:52.878		BEST LAP TIME : 1:52.916				DIFFERENCE : 0.038					
LAP	SECTOR 1	SECTOR 2	SECTOR 3	LAP TIME	MPH	DIFF	TIME OF DAY				
1 -	OUTLAP	69.4	1:01.195	58.8	29.863	97.2	2:18.862	63.08	25.946	09:02:25.318	
2 -	40.032	78.2	55.783	56.8	28.313	101.8	2:04.128	70.57	11.212	09:04:29.446	
3 -	38.635	81.4	53.311	57.4	28.281	111.8	2:00.227	72.86	7.311	09:06:29.673	
4 -	37.771	82.4	53.510	61.2	27.609	108.9	1:58.890	73.68	5.974	09:08:28.563	
5 -	37.205	83.5	52.324	63.3	27.488	110.1	1:57.017	74.85	4.101	09:10:25.580	
6 -	36.498	82.5	52.466	60.4	27.469	112.4	1:56.433	75.23	3.517	09:12:22.013	
7 -	35.972	87.2	51.271	65.1	26.859	113.1	1:54.102 (2)	76.77	1.186	09:14:16.115	
8 -	35.792	88.6	52.295	63.7	27.183	113.1	1:55.270	75.99	2.354	09:16:11.385	
9 -	35.275	91.3	51.025	66.0	26.616	112.4	1:52.916 (1)	77.57		09:18:04.301	
10 -	35.294	83.0	51.594	60.6	27.234	109.1	1:54.122 (3)	76.75	1.206	09:19:58.423	

P20	35	Elliot LODGE				Honda - SP125 / Spike Racing					
IDEAL LAP TIME : 1:51.346		BEST LAP TIME : 1:53.623				DIFFERENCE : 2.277					
LAP	SECTOR 1	SECTOR 2	SECTOR 3	LAP TIME	MPH	DIFF	TIME OF DAY				
1 -	OUTLAP	64.9	1:07.609	52.2	34.406	84.0	2:31.304	57.89	37.681	09:03:08.642	
2 -	43.325	72.3	1:03.058	55.2	31.737	96.0	2:18.120	63.42	24.497	09:05:26.762	
3 -	39.945	77.7	57.136	60.5	29.695	96.6	2:06.776	69.09	13.153	09:07:33.538	
4 -	38.376	77.8	55.064	64.5	29.028	100.1	2:02.468	71.52	8.845	09:09:36.006	
5 -	37.521	83.9	53.500	63.7	28.714	101.8	1:59.735	73.16	6.112	09:11:35.741	
6 -	36.542	81.7	54.924	65.2	27.956	104.5	1:59.422 (3)	73.35	5.799	09:13:35.163	
7 -	36.118	86.9	51.335	68.6	27.450	105.3	1:54.903 (2)	76.23	1.280	09:15:30.066	
8 -	35.455	86.0	51.300	66.6	26.868	107.3	1:53.623 (1)	77.09		09:17:23.689	

P21	45 M3	Oilly SIMPSON				KTM - Oilly Simpson Racing					
IDEAL LAP TIME : 1:51.459		BEST LAP TIME : 1:53.670				DIFFERENCE : 2.211					
LAP	SECTOR 1	SECTOR 2	SECTOR 3	LAP TIME	MPH	DIFF	TIME OF DAY				
1 -	OUTLAP	76.4	58.305	59.4	29.458	106.5	2:10.135	67.31	16.465	09:11:34.109	
2 -	37.344	86.4	54.513	63.4	27.040	114.5	1:58.897 (3)	73.67	5.227	09:13:33.006	
3 -	37.069	85.5	51.388	66.0	26.572	114.3	1:55.029 (2)	76.15	1.359	09:15:28.035	
4 -	36.666	91.1	50.928	68.4	26.076	114.3	1:53.670 (1)	77.06		09:17:21.705	
5 -	35.353	92.5	50.030	69.2	IN PIT		2:40.485 P	54.58	46.815	09:20:02.190	

P22	47	Jake ARCHER				Honda - Jake Archer Racing					
IDEAL LAP TIME : 1:53.833		BEST LAP TIME : 1:53.881				DIFFERENCE : 0.048					
LAP	SECTOR 1	SECTOR 2	SECTOR 3	LAP TIME	MPH	DIFF	TIME OF DAY				
1 -	OUTLAP	68.1	56.099	59.8	28.708	109.6	2:09.162	67.82	15.281	09:02:15.217	
2 -	38.927	73.6	53.890	63.1	27.642	112.2	2:00.459	72.72	6.578	09:04:15.676	
3 -	37.316	77.1	52.446	64.2	27.300	112.4	1:57.062 (3)	74.83	3.181	09:06:12.738	
4 -	36.031	83.4	51.457	68.7	27.021	111.1	1:54.509 (2)	76.49	0.628	09:08:07.247	
5 -	35.867	83.8	50.945	70.4	27.069	111.6	1:53.881 (1)	76.92		09:10:01.128	

P23	69	Tom BOOTH-AMOS				Honda - 2T Racing / FAB Racing					
IDEAL LAP TIME : 1:53.883		BEST LAP TIME : 1:54.053				DIFFERENCE : 0.170					
LAP	SECTOR 1	SECTOR 2	SECTOR 3	LAP TIME	MPH	DIFF	TIME OF DAY				
1 -	OUTLAP	58.8	1:04.217	50.9	33.589	83.2	2:22.649	61.40	28.596	09:03:19.089	
2 -	43.283	54.2	1:03.789	54.6	33.173	77.6	2:20.245	62.46	26.192	09:05:39.334	
3 -	42.052	63.6	58.716	55.0	31.164	87.1	2:11.932	66.39	17.879	09:07:51.266	
4 -	39.556	70.4	57.000	57.0	29.057	99.8	2:05.613	69.73	11.560	09:09:56.879	
5 -	38.962	71.3	57.454	57.0	30.143	97.8	2:06.559	69.21	12.506	09:12:03.438	
6 -	38.086	72.2	54.366	59.9	28.446	107.0	2:00.898	72.45	6.845	09:14:04.336	
7 -	37.590	72.7	53.381	60.4	28.108	109.6	1:59.079 (3)	73.56	5.026	09:16:03.415	

Weather / Track : Sunny / Damp

Brands Hatch GP

Circuit Length = 2.4332 miles

Start: 09:00 Flag 09:20 End: 09:22

MCRCB BULLETIN TK002

2014 MCE British Superbike Championship - Round 5

2014 Motul British Motostar Championship

FREE PRACTICE 1 - SECTOR ANALYSIS

SECTOR 1 = FL to I1, SECTOR 2 = I1 to I2, SECTOR 3 = I2 to FL, DIFF = Difference To Personal Best Lap

8 -	37.093	75.2	53.950	59.0	28.584	97.5	1:59.627	73.22	5.574	09:18:03.042
9 -	36.149	79.7	51.824	61.8	27.228	110.5	1:55.201 (2)	76.03	1.148	09:19:58.243
10 -	35.723	81.4	50.932	62.1	27.398	110.0	1:54.053 (1)	76.80		09:21:52.296

P24 142 M3	Brian SLOOTEN			Honda - Bakker Frames Holland									
IDEAL LAP TIME : 1:55.326		BEST LAP TIME : 1:55.326			DIFFERENCE : 0.000								
LAP	SECTOR 1	SECTOR 2	SECTOR 3	LAP TIME	MPH	DIFF	TIME OF DAY						
1 -	OUTLAP	69.3	1:01.460	49.5	IN PIT		3:04.649	P	47.44	1:09.323	09:03:46.159		
2 -	OUTLAP	73.1	57.688	55.0	29.464	109.8	2:11.029		66.85	15.703	09:05:57.188		
3 -		38.917	82.2	55.086	59.9	28.657	109.4		2:02.660	71.41	7.334	09:07:59.848	
4 -		38.050	77.4	54.158	59.9	28.928	111.4		2:01.136	72.31	5.810	09:10:00.984	
5 -		36.923	83.5	52.587	63.5	27.946	111.2		1:57.456 (3)	74.57	2.130	09:11:58.440	
6 -		36.497	85.2	52.991	62.5	27.940	110.0		1:57.428 (2)	74.59	2.102	09:13:55.868	
7 -		39.892	79.8	58.828	59.0	IN PIT			3:15.283	P	44.85	1:19.957	09:17:11.151
8 -	OUTLAP	85.2	52.392	66.7	27.421	110.3	1:59.724		73.16	4.398	09:19:10.875		
9 -		35.953	90.4	52.017	67.0	27.356	110.7		1:55.326 (1)	75.95		09:21:06.201	

P25 64	Asher DURHAM			Honda - SP125Racing.com									
IDEAL LAP TIME : 1:54.617		BEST LAP TIME : 1:55.801			DIFFERENCE : 1.184								
LAP	SECTOR 1	SECTOR 2	SECTOR 3	LAP TIME	MPH	DIFF	TIME OF DAY						
1 -	OUTLAP	65.9	1:13.261	52.4	35.504	73.9	2:39.153		55.04	43.352	09:02:44.307		
2 -		42.821	72.7	1:04.493	57.7	32.961	82.3		2:20.275	62.44	24.474	09:05:04.582	
3 -		41.084	72.5	1:00.536	60.1	33.187	71.0		2:14.807 (3)	64.98	19.006	09:07:19.389	
4 -		40.788	66.2	1:03.264	62.0	IN PIT			7:04.849	P	20.61	5:09.048	09:14:24.238
5 -	OUTLAP	81.2	55.916	66.8	27.944	109.8	2:06.626		69.17	10.825	09:16:30.864		
6 -		37.246	92.4	51.923	66.7	27.246	109.8		1:56.415 (2)	75.24	0.614	09:18:27.279	
7 -		35.448	88.0	52.722	71.3	27.631	108.9		1:55.801 (1)	75.64		09:20:23.080	

P26 43	Arnie SHELTON			Honda - e3 Motorsport with Shelton Racing								
IDEAL LAP TIME : 1:56.066		BEST LAP TIME : 1:56.066			DIFFERENCE : 0.000							
LAP	SECTOR 1	SECTOR 2	SECTOR 3	LAP TIME	MPH	DIFF	TIME OF DAY					
1 -	OUTLAP	75.4	56.925	65.2	28.544	104.0	2:07.657		68.62	11.591	09:07:27.141	
2 -		38.905	83.3	55.425	69.1	28.942	104.5		2:03.272	71.06	7.206	09:09:30.413
3 -		38.068	83.3	54.473	65.4	27.950	112.4		2:00.491 (3)	72.70	4.425	09:11:30.904
4 -		37.109	84.0	54.400	65.3	27.350	111.2		1:58.859 (2)	73.69	2.793	09:13:29.763
5 -		36.738	84.4	52.275	66.3	27.053	112.2		1:56.066 (1)	75.47		09:15:25.829

P27 124	Tasia RODINK			Honda - Promemo Racing									
IDEAL LAP TIME : 1:58.553		BEST LAP TIME : 1:58.553			DIFFERENCE : 0.000								
LAP	SECTOR 1	SECTOR 2	SECTOR 3	LAP TIME	MPH	DIFF	TIME OF DAY						
1 -	OUTLAP	65.2	1:05.632	50.7	32.131	97.8	2:27.251		59.48	28.698	09:02:35.838		
2 -		42.010	66.5	1:03.549	54.1	IN PIT			3:26.887	P	42.34	1:28.334	09:06:02.725
3 -	OUTLAP	69.4	58.270	58.1	29.505	106.6	2:11.587		66.57	13.034	09:08:14.312		
4 -		40.001	69.0	56.608	58.4	28.124	109.4		2:04.733	70.22	6.180	09:10:19.045	
5 -		39.100	70.4	55.961	58.1	28.286	110.0		2:03.347	71.01	4.794	09:12:22.392	
6 -		38.901	79.0	55.450	59.3	27.958	109.8		2:02.309 (3)	71.62	3.756	09:14:24.701	
7 -		38.189	76.3	56.549	60.3	28.294	109.2		2:03.032	71.19	4.479	09:16:27.733	
8 -		37.938	76.7	54.546	61.3	29.720	110.7		2:02.204 (2)	71.68	3.651	09:18:29.937	
9 -		37.586	78.9	53.393	64.4	27.574	108.9		1:58.553 (1)	73.88		09:20:28.490	

P28 88	Wesley JONKER			Honda - Racing Family							
IDEAL LAP TIME :		BEST LAP TIME : 1:59.005			DIFFERENCE :						
LAP	SECTOR 1	SECTOR 2	SECTOR 3	LAP TIME	MPH	DIFF	TIME OF DAY				
1 -							2:11.253		66.74	12.248	09:08:28.107
2 -							2:09.849		67.46	10.844	09:10:37.956
3 -							2:07.229		68.85	8.224	09:12:45.185
4 -							2:04.054 (3)		70.61	5.049	09:14:49.239
5 -							2:07.054		68.94	8.049	09:16:56.293
6 -							2:02.181 (2)		71.69	3.176	09:18:58.474

Weather / Track : Sunny / Damp

Brands Hatch GP
Circuit Length = 2.4332 miles
Start: 09:00 Flag 09:20 End: 09:22

MCRCB BULLETIN TK002

2014 MCE British Superbike Championship - Round 5

2014 Motul British Motostar Championship

FREE PRACTICE 1 - SECTOR ANALYSIS

SECTOR 1 = FL to I1, SECTOR 2 = I1 to I2, SECTOR 3 = I2 to FL, DIFF = Difference To Personal Best Lap

7-

1:59.005 (1) 73.60

09:20:57.479

P29 44		Jake BAYFORD			Honda - Intek Adhesives by SGR Racing					
IDEAL LAP TIME : 1:58.878		BEST LAP TIME : 1:59.316			DIFFERENCE : 0.438					
LAP	SECTOR 1	SECTOR 2		SECTOR 3		LAP TIME	MPH	DIFF	TIME OF DAY	
1 -	OUTLAP	65.4	1:05.172	53.6	IN PIT	4:49.121 P	30.29	2:49.805	09:04:57.388	
2 -	OUTLAP	71.3	59.914	61.2	29.637	98.2	2:15.671	64.56	16.355	09:07:13.059
3 -	40.174	74.9	56.681	64.3	29.368	99.8	2:06.223	69.39	6.907	09:09:19.282
4 -	39.620	81.0	55.837	62.7	29.460	101.5	2:04.917 (3)	70.12	5.601	09:11:24.199
5 -	43.047	50.4	1:31.675	57.5	30.129	89.7	2:44.851	53.13	45.535	09:14:09.050
6 -	39.637	81.8	55.202	67.5	28.085	102.9	2:02.924 (2)	71.26	3.608	09:16:11.974
7 -	37.498	87.3	54.313	66.7	27.505	104.0	1:59.316 (1)	73.41		09:18:11.290

P30 100		Stephen CAMPBELL			Honda - Campbell Racing					
IDEAL LAP TIME : 2:02.873		BEST LAP TIME : 2:04.366			DIFFERENCE : 1.493					
LAP	SECTOR 1	SECTOR 2		SECTOR 3		LAP TIME	MPH	DIFF	TIME OF DAY	
1 -	OUTLAP	63.7	1:15.705	45.9	36.061	91.5	2:40.590	54.54	36.224	09:04:02.536
2 -	44.660	64.6	1:07.404	57.6	31.580	95.7	2:23.644	60.98	19.278	09:06:26.180
3 -	42.343	68.9	1:05.111	57.3	31.175	97.1	2:18.629 (3)	63.18	14.263	09:08:44.809
4 -	41.256	76.6	59.418	59.5	29.522	102.4	2:10.196 (2)	67.28	5.830	09:10:55.005
5 -	39.263	85.8	55.907	61.9	29.196	106.0	2:04.366 (1)	70.43		09:12:59.371
6 -	38.143	80.5	58.311	58.0	IN PIT		6:25.257 P	22.73	4:20.891	09:19:24.628
7 -	OUTLAP	71.6	59.168	62.5	28.823	106.3	2:11.029	66.85	6.663	09:21:35.657

P31 7		Jamie ASHBY			Honda - JPA Racing / SP125					
IDEAL LAP TIME : 2:05.543		BEST LAP TIME : 2:08.733			DIFFERENCE : 3.190					
LAP	SECTOR 1	SECTOR 2		SECTOR 3		LAP TIME	MPH	DIFF	TIME OF DAY	
1 -	OUTLAP	68.3	1:02.736	59.9	32.897	85.1	2:21.677	61.82	12.944	09:04:29.539
2 -	42.221	74.4	1:02.279	62.2	IN PIT		3:11.654 P	45.70	1:02.921	09:07:41.193
3 -	OUTLAP	73.5	1:00.383	61.7	31.295	86.3	2:14.269	65.24	5.536	09:09:55.462
4 -	41.498	74.0	1:00.042	60.9	31.394	85.5	2:12.934 (2)	65.89	4.201	09:12:08.396
5 -	40.497	78.3	57.747	63.7	30.489	89.5	2:08.733 (1)	68.04		09:14:17.129
6 -	40.187	76.6	55.690	64.6	IN PIT		4:21.344 P	33.51	2:12.611	09:18:38.473
7 -	OUTLAP	74.9	56.694	63.9	29.666	100.0	2:10.037	67.36	1.304	09:20:48.510

MCRCB BULLETIN TK003**2014 MCE British Superbike Championship - Round 5****2014 Motul British Motostar Championship****FREE PRACTICE 1 - BEST SPEEDS**

POS	SECTOR 1			SECTOR 2			FINISH LINE		
	NO	NAME	MPH	NO	NAME	MPH	NO	NAME	MPH
1	28	Bradley RAY	98.8	164	Anthony ALONSO	82.9	66	Joe IRVING	119.1
2	6	Taz TAYLOR	98.5	6	Taz TAYLOR	81.5	61	Ernst DUBBINK	118.7
3	66	Joe IRVING	98.2	28	Bradley RAY	79.9	28	Bradley RAY	118.3
4	90	Greg GREENWOOD	96.2	65	Josh OWENS	79.5	42	James HOBSON	117.5
5	86	Charlie NESBITT	96.1	86	Charlie NESBITT	76.8	127	Georgina POLDEN	117.5
6	164	Anthony ALONSO	96.1	90	Greg GREENWOOD	76.8	6	Taz TAYLOR	116.9
7	65	Josh OWENS	96.0	34	Jordan WEAVING	76.7	86	Charlie NESBITT	116.5
8	61	Ernst DUBBINK	95.4	127	Georgina POLDEN	75.6	13	Sam BURMAN	116.1
9	34	Jordan WEAVING	94.6	84	Daniel HERMANSSON	75.5	34	Jordan WEAVING	115.7
10	127	Georgina POLDEN	94.5	12	Edward RENDELL	75.4	45	Olly SIMPSON	114.5
11	12	Edward RENDELL	93.7	25	Mike BROUWERS	75.4	72	Alex PERSSON	113.9
12	25	Mike BROUWERS	93.5	66	Joe IRVING	74.4	65	Josh OWENS	113.5
13	42	James HOBSON	93.4	72	Alex PERSSON	74.3	84	Daniel HERMANSSON	113.5
14	45	Olly SIMPSON	92.5	4	Louis VALLELEY	74.2	90	Greg GREENWOOD	113.5
15	64	Asher DURHAM	92.4	61	Ernst DUBBINK	73.0	25	Mike BROUWERS	113.1
16	4	Louis VALLELEY	92.0	42	James HOBSON	72.6	74	Joe THOMPSON	113.1
17	11	Joseph THOMAS	91.6	64	Asher DURHAM	71.3	43	Arnie SHELTON	112.4
18	72	Alex PERSSON	91.6	11	Joseph THOMAS	71.0	47	Jake ARCHER	112.4
19	74	Joe THOMPSON	91.3	47	Jake ARCHER	70.4	11	Joseph THOMAS	112.0
20	142	Brian SLOOTEN	90.4	45	Olly SIMPSON	69.2	12	Edward RENDELL	111.6
21	84	Daniel HERMANSSON	89.1	43	Arnie SHELTON	69.1	164	Anthony ALONSO	111.6
22	13	Sam BURMAN	88.7	35	Elliot LODGE	68.6	142	Brian SLOOTEN	111.4
23	35	Elliot LODGE	88.6	13	Sam BURMAN	67.8	4	Louis VALLELEY	110.7
24	44	Jake BAYFORD	87.3	44	Jake BAYFORD	67.5	124	Tasia RODINK	110.7
25	100	Stephen CAMPBELL	85.8	142	Brian SLOOTEN	67.0	69	Tom BOOTH-AMOS	110.5
26	43	Arnie SHELTON	84.4	74	Joe THOMPSON	66.1	64	Asher DURHAM	109.8
27	47	Jake ARCHER	83.8	7	Jamie ASHBY	64.6	35	Elliot LODGE	107.3
28	69	Tom BOOTH-AMOS	81.4	124	Tasia RODINK	64.4	100	Stephen CAMPBELL	106.3
29	124	Tasia RODINK	79.0	100	Stephen CAMPBELL	62.5	44	Jake BAYFORD	104.0
30	7	Jamie ASHBY	78.3	69	Tom BOOTH-AMOS	62.1	7	Jamie ASHBY	100.0
31									
32									

Weather / Track : Sunny / Damp

Brands Hatch GP

Circuit Length = 2.4332 miles

Start: 09:00 Flag 09:20 End: 09:22

Results can be found at www.tsl-timing.com

Printed - 09:25 Friday, 18 July 2014

MCRCB BULLETIN TK004

2014 MCE British Superbike Championship - Round 5

2014 Motul British Motostar Championship

FREE PRACTICE 1 - BEST SECTORS

SECTOR 1			SECTOR 2			SECTOR 3			IDEAL / BEST COMPARISON						
POS	NO	NAME	TIME	NO	NAME	TIME	NO	NAME	TIME	POS	NO	NAME	IDEAL	BEST	DIFF
1	6	TAYLOR	32.499	28	RAY	46.035	28	RAY	24.721				PERFECT LAP	1:43.255	
2	28	RAY	32.765	6	TAYLOR	46.458	61	DUBBINK	24.874	1	28	RAY	1:43.521	1:43.521	0.000
3	164	ALONSO	33.045	66	IRVING	46.711	66	IRVING	25.102	2	6	TAYLOR	1:44.065	1:44.065	0.000
4	66	IRVING	33.215	61	DUBBINK	46.906	6	TAYLOR	25.108	3	66	IRVING	1:45.028	1:46.726	1.698
5	12	RENDELL	33.287	12	RENDELL	47.746	127	POLDEN	25.389	4	61	DUBBINK	1:45.100	1:45.837	0.737
6	61	DUBBINK	33.320	86	NESBITT	47.838	86	NESBITT	25.468	5	12	RENDELL	1:46.528	1:46.660	0.132
7	84	HERMANSSON	33.477	11	THOMAS	47.986	12	RENDELL	25.495	6	86	NESBITT	1:46.972	1:47.239	0.267
8	127	POLDEN	33.585	84	HERMANSSON	48.137	84	HERMANSSON	25.553	7	164	ALONSO	1:47.125	1:47.125	0.000
9	86	NESBITT	33.666	164	ALONSO	48.244	90	GREENWOOD	25.723	8	84	HERMANSSON	1:47.167	1:47.519	0.352
10	90	GREENWOOD	33.950	34	WEAVING	48.584	34	WEAVING	25.788	9	11	THOMAS	1:48.008	1:48.471	0.463
11	11	THOMAS	34.152	25	BROUWERS	48.813	25	BROUWERS	25.835	10	127	POLDEN	1:48.419	1:48.724	0.305
12	13	BURMAN	34.196	42	HOBSON	48.836	164	ALONSO	25.836	11	90	GREENWOOD	1:48.623	1:48.623	0.000
13	4	VALLELEY	34.430	65	OWENS	48.931	11	THOMAS	25.870	12	42	HOBSON	1:49.363	1:50.001	0.638
14	35	LODGE	34.609	90	GREENWOOD	48.950	42	HOBSON	25.874	13	34	WEAVING	1:49.518	1:50.029	0.511
15	42	HOBSON	34.653	13	BURMAN	49.367	65	OWENS	25.945	14	13	BURMAN	1:49.605	1:49.605	0.000
16	65	OWENS	34.746	127	POLDEN	49.445	4	VALLELEY	25.983	15	65	OWENS	1:49.622	1:50.360	0.738
17	34	WEAVING	35.146	4	VALLELEY	49.723	72	PERSSON	25.986	16	25	BROUWERS	1:49.818	1:50.268	0.450
18	25	BROUWERS	35.170	35	LODGE	49.869	13	BURMAN	26.042	17	4	VALLELEY	1:50.136	1:50.832	0.696
19	74	THOMPSON	35.275	72	PERSSON	49.976	45	SIMPSON	26.076	18	72	PERSSON	1:51.249	1:51.390	0.141
20	72	PERSSON	35.287	45	SIMPSON	50.030	74	THOMPSON	26.616	19	35	LODGE	1:51.346	1:53.623	2.277
21	45	SIMPSON	35.353	69	BOOTH-AMOS	50.932	35	LODGE	26.868	20	45	SIMPSON	1:51.459	1:53.670	2.211
22	64	DURHAM	35.448	47	ARCHER	50.945	47	ARCHER	27.021	21	74	THOMPSON	1:52.878	1:52.916	0.038
23	69	BOOTH-AMOS	35.723	74	THOMPSON	50.987	43	SHELTON	27.053	22	47	ARCHER	1:53.833	1:53.881	0.048
24	47	ARCHER	35.867	64	DURHAM	51.923	69	BOOTH-AMOS	27.228	23	69	BOOTH-AMOS	1:53.883	1:54.053	0.170
25	142	SLOOTEN	35.953	142	SLOOTEN	52.017	64	DURHAM	27.246	24	64	DURHAM	1:54.617	1:55.801	1.184
26	43	SHELTON	36.738	43	SHELTON	52.275	142	SLOOTEN	27.356	25	142	SLOOTEN	1:55.326	1:55.326	0.000
27	44	BAYFORD	37.060	124	RODINK	53.393	44	BAYFORD	27.505	26	43	SHELTON	1:56.066	1:56.066	0.000
28	124	RODINK	37.586	44	BAYFORD	54.313	124	RODINK	27.574	27	124	RODINK	1:58.553	1:58.553	0.000
29	100	CAMPBELL	38.143	7	ASHBY	55.690	100	CAMPBELL	28.823	28	44	BAYFORD	1:58.878	1:59.316	0.438
30	7	ASHBY	40.187	100	CAMPBELL	55.907	7	ASHBY	29.666	29	100	CAMPBELL	2:02.873	2:04.366	1.493
31										30	7	ASHBY	2:05.543	2:08.733	3.190
32										31	88	JONKER		1:59.005	

Weather / Track : Sunny / Damp

Results can be found at www.tsl-timing.com

Brands Hatch GP

Circuit Length = 2.4332 miles

Start: 09:00 Flag 09:20 End: 09:22

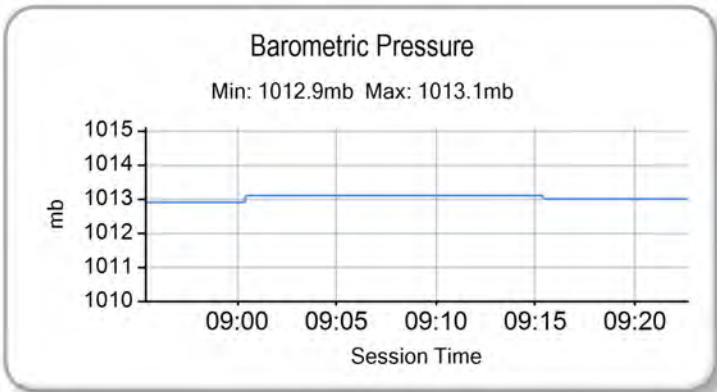
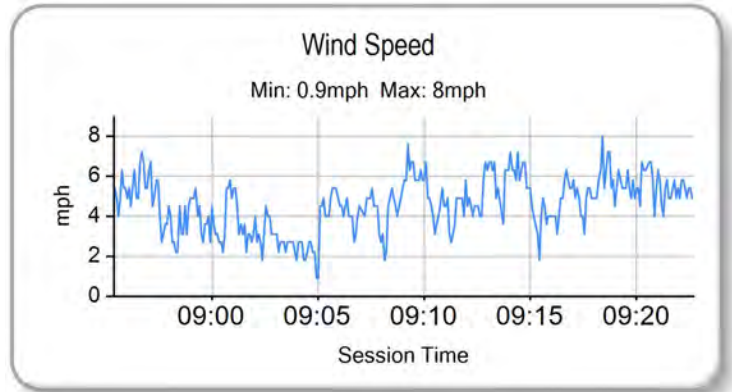
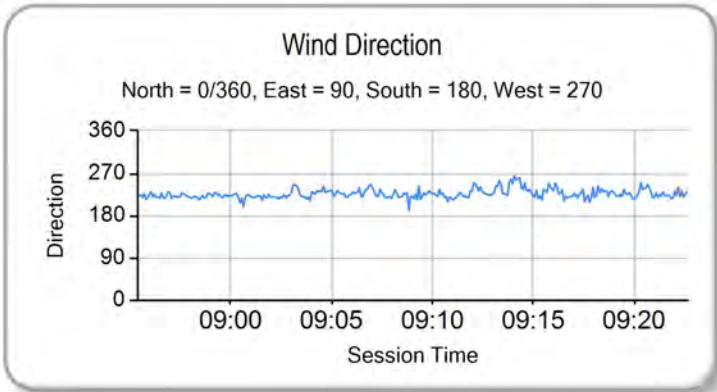
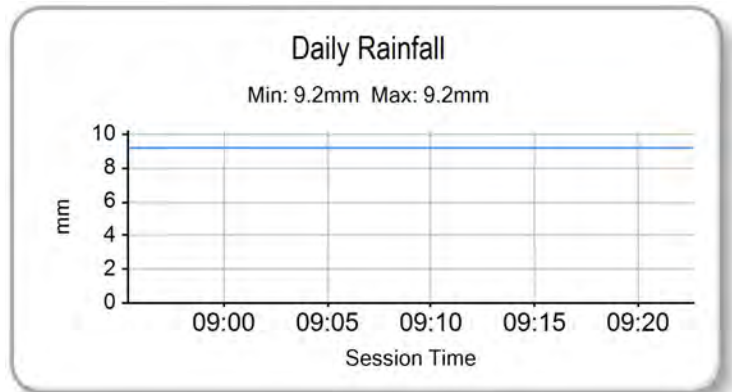
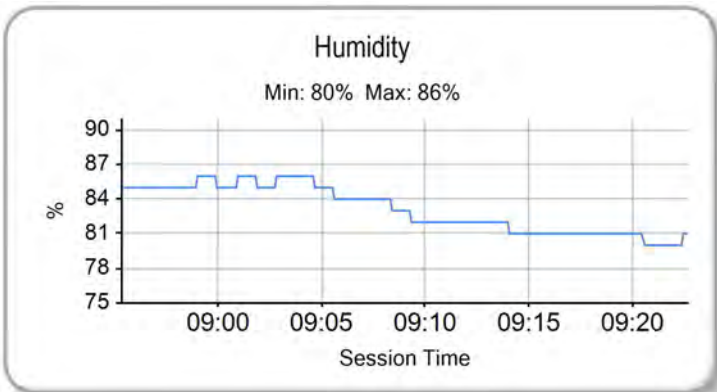
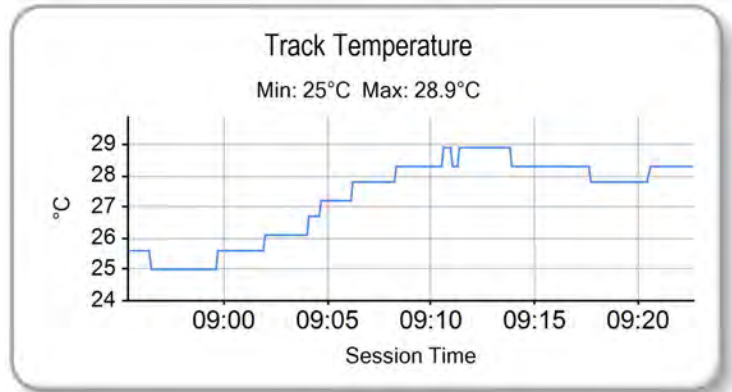
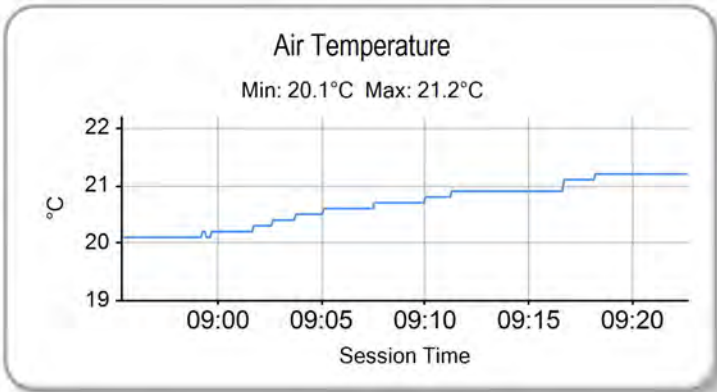
Printed - 09:26 Friday, 18 July 2014

MCRCB BULLETIN TK005

2014 MCE British Superbike Championship - Round 5

2014 Motul British Motostar Championship

FREE PRACTICE 1 - WEATHER CONDITIONS



Weather / Track : Sunny / Damp

Brands Hatch GP
Circuit Length = 2.4332 miles
Start: 09:00 Flag 09:20 End: 09:22

Results can be found at www.tsl-timing.com

Printed - 09:26 Friday, 18 July 2014



POS	NO	CL	PIC NAME	ENTRY	TIME	ON	LAPS	GAP	DIFF	MPH
1	28		1 Bradley RAY	EE125 - FAB-Racing	1:36.024	11	11			91.22
2	66	M3	1 Joe IRVING	KTM - Redline KTM	1:36.064	8	9	0.040	0.040	91.18
3	34	M3	2 Jordan WEAVING	KTM - Jordan Racing / Burkert	1:36.658	11	12	0.634	0.594	90.62
4	6		2 Taz TAYLOR	Luyten Honda - FPW Racing / Hookless Holidays	1:36.758	9	10	0.734	0.100	90.53
5	61	M3	3 Arnie DUBBINK	Honda - Ernst Dubbink Racing	1:38.331	11	12	2.307	1.573	89.08
6	43		3 Arnie SHELTON	Honda - e3 Motorsport with Shelton Racing	1:38.985	9	9	2.961	0.654	88.49
7	12		4 Edward RENDELL	Honda - Banks Racing	1:39.205	5	10	3.181	0.220	88.30
8	25	M3	4 Mike BROUWERS	Honda - Joma / Brouwers Racing Team	1:39.558	11	11	3.534	0.353	87.98
9	86	M3	5 Charlie NESBITT	Repli-Cast - Repli-Cast UK	1:39.568	9	11	3.544	0.010	87.97
10	142	M3	6 Brian SLOOTEN	Honda - Bakker Frames Holland	1:39.659	12	12	3.635	0.091	87.89
11	65		5 Josh OWENS	Honda - RCD Motorsport	1:39.797	10	11	3.773	0.138	87.77
12	79	M3	7 Chris TAYLOR	Honda - Elevator Saddles & Bridles	1:40.351	11	12	4.327	0.554	87.29
13	164		6 Anthony ALONSO	Honda - SP125 / BARF Racing	1:40.413	11	11	4.389	0.062	87.23
14	84		7 Daniel HERMANSSON	TSR Luyten - FPW Racing	1:40.416	12	12	4.392	0.003	87.23
15	35		8 Elliot LODGE	Honda - SP125 / Spike Racing	1:40.492	9	9	4.468	0.076	87.16
16	36	M3	8 Jayson URIBE	Honda - FPW Racing / RSR	1:40.735	6	10	4.711	0.243	86.95
17	64		9 Asher DURHAM	Honda - SP125Racing.com	1:40.892	11	11	4.868	0.157	86.82
18	42	M3	9 James HOBSON	Honda - Two 4 Motorsport with RS Racing	1:41.018	9	10	4.994	0.126	86.71
19	72		10 Alex PERSSON	Honda - PWR / Nordgren Racing	1:41.074	10	10	5.050	0.056	86.66
20	11		11 Joseph THOMAS	Honda - Moto UK Racing	1:41.651	11	11	5.627	0.577	86.17
21	13	M3	10 Sam BURMAN	Honda - WNT / Burman Racing	1:41.707	5	8	5.683	0.056	86.12
22	90		12 Greg GREENWOOD	Luyten Honda - FPW Racing	1:42.007	12	12	5.983	0.300	85.87
23	69		13 Tom BOOTH-AMOS	Honda - 2T Racing / FAB Racing	1:43.103	7	7	7.079	1.096	84.96
24	127		14 Georgina POLDEN	Honda - RS Racing	1:43.218	8	10	7.194	0.115	84.86
25	124		15 Tasia RODINK	Honda - Promemo Racing	1:44.610	10	10	8.586	1.392	83.73
26	47		16 Jake ARCHER	Honda - Jake Archer Racing	1:44.916	11	12	8.892	0.306	83.49
27	4		17 Louis VALLELEY	KTM - Century 21 / Cresswell Racing	1:45.214	8	10	9.190	0.298	83.25
28	74	M3	11 Joe THOMPSON	Repli-Cast - Repli-Cast UK	1:45.248	10	11	9.224	0.034	83.23
29	18		18 Paul DOBB	Honda - PDR	1:45.470	10	10	9.446	0.222	83.05

QUALIFYING LAPTIME (110.0% of 1:36.024) = 1:45.626

30	7		19 Jamie ASHBY	Honda - JPA Racing / SP125	1:47.791	7	9	11.767	2.321	81.26
31	88		20 Wesley JONKER	Honda - Racing Family	1:48.911	3	4	12.887	1.120	80.43
32	100		21 Stephen CAMPBELL	Honda - Campbell Racing	1:50.880	6	9	14.856	1.969	79.00
33	45	M3	12 Oily SIMPSON	KTM - Oily Simpson Racing			3			

Weather / Track : Sunny / Dry

These results are provisional until the conclusion of any judicial and technical matters.

Brands Hatch GP

Circuit Length = 2.4332 miles

Start: 13:25 Flag 13:45 End: 13:47

Race Director :	Stewards :	Timekeeper :
-----------------	------------	--------------

Results can be found at www.britishsuperbike.com

Printed - 13:47 Friday, 18 July 2014



MCRCB BULLETIN TK032

2014 MCE British Superbike Championship - Round 5

2014 Motul British Motostar Championship

FREE PRACTICE 2 - SECTOR ANALYSIS

SECTOR 1 = FL to I1, SECTOR 2 = I1 to I2, SECTOR 3 = I2 to FL, DIFF = Difference To Personal Best Lap

P1 28		Bradley RAY					EE125 - FAB-Racing				
IDEAL LAP TIME : 1:36.024		BEST LAP TIME : 1:36.024					DIFFERENCE : 0.000				
LAP	SECTOR 1	SECTOR 2		SECTOR 3		LAP TIME	MPH	DIFF	TIME OF DAY		
1 -	OUTLAP	72.0	48.229	76.2	25.347	120.2	1:52.881	77.60	16.857	13:26:57.060	
2 -	32.252	97.2	44.394	80.2	23.904	122.2	1:40.550	87.11	4.526	13:28:37.610	
3 -	31.838	100.1	44.015	87.7	23.456	121.1	1:39.309	88.20	3.285	13:30:16.919	
4 -	31.875	94.2	46.888	78.0	IN PIT		2:45.679 P	52.87	1:09.655	13:33:02.598	
5 -	OUTLAP	92.0	45.828	81.8	23.817	120.4	1:43.485	84.64	7.461	13:34:46.083	
6 -	30.703	101.6	43.465	87.2	23.963	120.9	1:38.131	89.26	2.107	13:36:24.214	
7 -	30.299	102.4	43.240	93.0	23.131	120.6	1:36.670 (2)	90.61	0.646	13:38:00.884	
8 -	31.464	93.4	45.845	80.0	IN PIT		2:58.727 P	49.01	1:22.703	13:40:59.611	
9 -	OUTLAP	94.9	43.955	86.0	23.426	120.9	1:40.619	87.05	4.595	13:42:40.230	
10 -	31.023	102.1	43.266	90.3	23.439	121.7	1:37.728 (3)	89.63	1.704	13:44:17.958	
11 -	30.188	102.2	42.970	92.6	22.866	122.4	1:36.024 (1)	91.22		13:45:53.982	

P2 66 M3		Joe IRVING					KTM - Redline KTM				
IDEAL LAP TIME : 1:35.870		BEST LAP TIME : 1:36.064					DIFFERENCE : 0.194				
LAP	SECTOR 1	SECTOR 2		SECTOR 3		LAP TIME	MPH	DIFF	TIME OF DAY		
1 -	OUTLAP	95.7	44.975	81.4	23.855	122.9	1:43.738	84.44	7.674	13:26:47.534	
2 -	31.183	100.4	44.314	79.4	23.741	122.6	1:39.238	88.27	3.174	13:28:26.772	
3 -	30.438	103.0	43.447	83.8	23.155	122.2	1:37.040	90.27	0.976	13:30:03.812	
4 -	33.088	91.1	44.129	85.5	23.272	122.9	1:40.489	87.17	4.425	13:31:44.301	
5 -	30.381	100.3	44.967	72.2	IN PIT		7:28.725 P	19.52	5:52.661	13:39:13.026	
6 -	OUTLAP	99.8	43.924	89.1	23.351	123.1	1:41.012	86.72	4.948	13:40:54.038	
7 -	30.441	104.0	43.264	83.6	23.190	122.9	1:36.895 (3)	90.40	0.831	13:42:30.933	
8 -	30.099	105.5	42.859	87.3	23.106	123.1	1:36.064 (1)	91.18		13:44:06.997	
9 -	30.066	104.8	43.064	85.9	22.945	123.1	1:36.075 (2)	91.17	0.011	13:45:43.072	

P3 34 M3		Jordan WEAVING					KTM - Jordan Racing / Burkert				
IDEAL LAP TIME : 1:36.450		BEST LAP TIME : 1:36.658					DIFFERENCE : 0.208				
LAP	SECTOR 1	SECTOR 2		SECTOR 3		LAP TIME	MPH	DIFF	TIME OF DAY		
1 -	OUTLAP	93.3	46.498	83.7	24.482	119.1	1:44.461	83.85	7.803	13:27:32.250	
2 -	31.206	100.1	44.933	89.2	23.785	121.1	1:39.924	87.66	3.266	13:29:12.174	
3 -	30.863	102.6	44.658	89.5	23.494	121.5	1:39.015	88.46	2.357	13:30:51.189	
4 -	30.594	101.5	44.167	88.0	23.672	121.3	1:38.433	88.99	1.775	13:32:29.622	
5 -	30.461	101.8	43.641	91.1	23.653	122.0	1:37.755	89.61	1.097	13:34:07.377	
6 -	30.434	101.9	43.588	91.5	23.186	122.9	1:37.208	90.11	0.550	13:35:44.585	
7 -	31.979	93.7	46.650	87.8	23.538	121.7	1:42.167	85.74	5.509	13:37:26.752	
8 -	30.980	101.6	43.751	87.2	23.467	123.5	1:38.198	89.20	1.540	13:39:04.950	
9 -	30.697	101.5	44.159	87.6	23.378	121.7	1:38.234	89.17	1.576	13:40:43.184	
10 -	30.181	102.9	43.692	88.8	23.130	123.3	1:37.003 (2)	90.30	0.345	13:42:20.187	
11 -	30.180	102.2	43.140	92.4	23.338	121.7	1:36.658 (1)	90.62		13:43:56.845	
12 -	30.269	103.2	43.641	90.1	23.228	122.0	1:37.138 (3)	90.17	0.480	13:45:33.983	

P4 6		Taz TAYLOR					Luyten Honda - FPW Racing / Hookless Holidays				
IDEAL LAP TIME : 1:36.736		BEST LAP TIME : 1:36.758					DIFFERENCE : 0.022				
LAP	SECTOR 1	SECTOR 2		SECTOR 3		LAP TIME	MPH	DIFF	TIME OF DAY		
1 -	OUTLAP	92.0	46.739	85.8	24.466	120.9	1:47.753	81.29	10.995	13:26:52.797	
2 -	31.802	102.9	47.050	85.5	25.302	119.6	1:44.154	84.10	7.396	13:28:36.951	
3 -	31.209	98.3	44.543	87.3	23.877	119.4	1:39.629	87.92	2.871	13:30:16.580	
4 -	31.466	93.7	47.261	83.9	24.366	119.6	1:43.093	84.97	6.335	13:31:59.673	
5 -	32.005	88.7	44.887	86.3	23.885	120.4	1:40.777	86.92	4.019	13:33:40.450	
6 -	30.609	99.5	45.759	83.2	IN PIT		5:34.050 P	26.22	3:57.292	13:39:14.500	
7 -	OUTLAP	97.2	44.425	91.3	23.571	120.4	1:41.271	86.49	4.513	13:40:55.771	
8 -	30.529	96.0	44.323	89.7	23.383	121.1	1:38.235 (3)	89.17	1.477	13:42:34.006	
9 -	30.089	102.7	43.264	86.9	23.405	122.6	1:36.758 (1)	90.53		13:44:10.764	
10 -	30.460	102.4	43.713	90.1	23.972	121.3	1:38.145 (2)	89.25	1.387	13:45:48.909	

Weather / Track : Sunny / Dry

Brands Hatch GP

Circuit Length = 2.4332 miles

Start: 13:25 Flag 13:45 End: 13:47

MCRCB BULLETIN TK032

2014 MCE British Superbike Championship - Round 5

2014 Motul British Motostar Championship

FREE PRACTICE 2 - SECTOR ANALYSIS

SECTOR 1 = FL to I1, SECTOR 2 = I1 to I2, SECTOR 3 = I2 to FL, DIFF = Difference To Personal Best Lap

P5		61 M3		Ernst DUBBINK			Honda - Ernst Dubbink Racing				
IDEAL LAP TIME : 1:38.331		BEST LAP TIME : 1:38.331			DIFFERENCE : 0.000						
LAP	SECTOR 1	SECTOR 2		SECTOR 3		LAP TIME	MPH	DIFF	TIME OF DAY		
1 -	OUTLAP	92.1	46.868	78.5	24.665	121.7	1:47.769	81.28	9.438	13:27:04.988	
2 -	32.822	95.3	45.784	79.2	23.987	122.4	1:42.593	85.38	4.262	13:28:47.581	
3 -	32.170	95.8	44.912	79.6	23.733	122.0	1:40.815	86.89	2.484	13:30:28.396	
4 -	31.461	101.2	47.513	55.0	25.398	122.0	1:44.372	83.92	6.041	13:32:12.768	
5 -	32.143	95.1	45.860	82.9	23.762	120.4	1:41.765	86.07	3.434	13:33:54.533	
6 -	32.007	101.9	45.432	83.5	23.549	120.9	1:40.988	86.74	2.657	13:35:35.521	
7 -	32.393	93.7	46.680	81.7	IN PIT		2:28.020	P 59.18	49.689	13:38:03.541	
8 -	OUTLAP	89.5	48.487	82.7	23.876	122.2	1:50.479	79.28	12.148	13:39:54.020	
9 -	31.629	99.5	44.530	84.7	23.519	121.3	1:39.678 (2)	87.88	1.347	13:41:33.698	
10 -	31.047	101.3	45.316	86.0	23.395	122.0	1:39.758 (3)	87.81	1.427	13:43:13.456	
11 -	30.744	102.4	44.195	77.4	23.392	122.2	1:38.331 (1)	89.08		13:44:51.787	
12 -	30.967	101.6	47.335	84.6	23.794	122.9	1:42.096	85.80	3.765	13:46:33.883	

P6		43		Arnie SHELTON			Honda - e3 Motorsport with Shelton Racing				
IDEAL LAP TIME : 1:38.985		BEST LAP TIME : 1:38.985			DIFFERENCE : 0.000						
LAP	SECTOR 1	SECTOR 2		SECTOR 3		LAP TIME	MPH	DIFF	TIME OF DAY		
1 -	OUTLAP	85.0	48.886	80.3	24.947	117.5	1:49.618	79.91	10.633	13:28:02.360	
2 -	33.734	92.9	46.234	82.3	24.448	116.3	1:44.416	83.89	5.431	13:29:46.776	
3 -	32.612	94.1	45.843	82.3	24.213	117.7	1:42.668	85.32	3.683	13:31:29.444	
4 -	31.818	96.1	45.139	82.8	23.920	118.1	1:40.877	86.83	1.892	13:33:10.321	
5 -	31.907	96.0	44.975	85.0	23.862	118.3	1:40.744 (3)	86.95	1.759	13:34:51.065	
6 -	32.330	71.3	45.786	84.9	IN PIT		5:46.890	P 25.25	4:07.905	13:40:37.955	
7 -	OUTLAP	90.8	45.778	80.4	23.821	118.1	1:43.242	84.84	4.257	13:42:21.197	
8 -	31.491	98.9	44.405	86.1	23.697	117.9	1:39.593 (2)	87.95	0.608	13:44:00.790	
9 -	31.307	98.9	44.070	85.8	23.608	118.5	1:38.985 (1)	88.49		13:45:39.775	

P7		12		Edward RENDELL			Honda - Banks Racing				
IDEAL LAP TIME : 1:39.070		BEST LAP TIME : 1:39.205			DIFFERENCE : 0.135						
LAP	SECTOR 1	SECTOR 2		SECTOR 3		LAP TIME	MPH	DIFF	TIME OF DAY		
1 -	OUTLAP	94.3	46.781	84.8	24.516	112.9	1:48.198	80.96	8.993	13:28:04.933	
2 -	32.098	94.9	45.452	82.2	24.454	114.5	1:42.004	85.87	2.799	13:29:46.937	
3 -	31.746	96.0	44.815	89.0	24.119	113.3	1:40.680	87.00	1.475	13:31:27.617	
4 -	31.412	96.0	44.720	90.3	23.869	114.1	1:40.001	87.59	0.796	13:33:07.618	
5 -	31.049	97.2	44.353	87.7	23.803	115.7	1:39.205 (1)	88.30		13:34:46.823	
6 -	31.095	95.4	44.627	86.8	23.931	114.1	1:39.653 (2)	87.90	0.448	13:36:26.476	
7 -	31.177	96.5	44.527	87.2	IN PIT		4:50.059	P 30.20	3:10.854	13:41:16.535	
8 -	OUTLAP	96.1	44.912	87.3	23.668	116.5	1:40.931	86.79	1.726	13:42:57.466	
9 -	31.386	96.8	44.776	88.3	23.761	115.9	1:39.923	87.66	0.718	13:44:37.389	
10 -	31.247	96.2	44.634	90.0	23.811	114.9	1:39.692 (3)	87.86	0.487	13:46:17.081	

P8		25 M3		Mike BROUWERS			Honda - Joma / Brouwers Racing Team				
IDEAL LAP TIME : 1:39.558		BEST LAP TIME : 1:39.558			DIFFERENCE : 0.000						
LAP	SECTOR 1	SECTOR 2		SECTOR 3		LAP TIME	MPH	DIFF	TIME OF DAY		
1 -	OUTLAP	89.3	48.765	73.4	25.538	115.5	1:51.573	78.51	12.015	13:27:18.301	
2 -	32.854	96.9	46.954	81.5	24.911	113.9	1:44.719	83.65	5.161	13:29:03.020	
3 -	32.546	97.5	46.124	86.8	24.181	114.5	1:42.851	85.17	3.293	13:30:45.871	
4 -	32.831	83.5	47.670	77.1	25.495	114.5	1:45.996	82.64	6.438	13:32:31.867	
5 -	31.967	96.9	45.628	88.4	24.052	114.7	1:41.647	86.17	2.089	13:34:13.514	
6 -	31.721	96.8	45.167	88.8	24.135	115.5	1:41.023 (2)	86.71	1.465	13:35:54.537	
7 -	32.062	97.5	52.319	74.1	25.385	114.7	1:49.766	79.80	10.208	13:37:44.303	
8 -	34.647	64.6	49.651	74.8	IN PIT		2:47.946	P 52.15	1:08.388	13:40:32.249	
9 -	OUTLAP	92.5	46.236	87.7	24.181	114.1	1:47.967	81.13	8.409	13:42:20.216	
10 -	31.632	98.1	45.554	88.4	24.129	114.5	1:41.315 (3)	86.46	1.757	13:44:01.531	
11 -	31.283	97.6	44.351	84.7	23.924	114.7	1:39.558 (1)	87.98		13:45:41.089	

Weather / Track : Sunny / Dry

Brands Hatch GP

Circuit Length = 2.4332 miles

Start: 13:25 Flag 13:45 End: 13:47

MCRCB BULLETIN TK032

2014 MCE British Superbike Championship - Round 5

2014 Motul British Motostar Championship

FREE PRACTICE 2 - SECTOR ANALYSIS

SECTOR 1 = FL to I1, SECTOR 2 = I1 to I2, SECTOR 3 = I2 to FL, DIFF = Difference To Personal Best Lap

P9 86 M3 Charlie NESBITT		Repli-Cast - Repli-Cast UK								
IDEAL LAP TIME : 1:39.568		BEST LAP TIME : 1:39.568			DIFFERENCE : 0.000					
LAP	SECTOR 1	SECTOR 2	SECTOR 3	LAP TIME	MPH	DIFF	TIME OF DAY			
1 -	OUTLAP	93.4	47.399	80.2	24.612	117.9	1:50.559	79.23	10.991	13:28:27.502
2 -	32.257	98.5	46.065	75.8	24.390	118.1	1:42.712	85.28	3.144	13:30:10.214
3 -	32.254	97.6	45.460	79.1	24.225	118.3	1:41.939	85.93	2.371	13:31:52.153
4 -	31.949	99.8	45.534	80.2	23.967	118.5	1:41.450	86.34	1.882	13:33:33.603
5 -	31.778	98.3	45.505	81.8	24.110	118.3	1:41.393	86.39	1.825	13:35:14.996
6 -	31.685	97.6	45.509	81.2	24.026	117.5	1:41.220	86.54	1.652	13:36:56.216
7 -	31.192	100.1	45.324	80.5	24.023	117.7	1:40.539	87.12	0.971	13:38:36.755
8 -	31.297	99.1	44.925	81.0	24.021	117.7	1:40.243	87.38	0.675	13:40:16.998
9 -	30.992	99.1	44.757	79.0	23.819	118.3	1:39.568 (1)	87.97		13:41:56.566
10 -	31.134	100.3	44.813	80.8	23.915	117.9	1:39.862 (2)	87.71	0.294	13:43:36.428
11 -	30.999	99.8	45.339	81.2	23.861	118.1	1:40.199 (3)	87.42	0.631	13:45:16.627

P10 142 M3 Brian SLOOTEN		Honda - Bakker Frames Holland								
IDEAL LAP TIME : 1:39.659		BEST LAP TIME : 1:39.659			DIFFERENCE : 0.000					
LAP	SECTOR 1	SECTOR 2	SECTOR 3	LAP TIME	MPH	DIFF	TIME OF DAY			
1 -	OUTLAP	85.3	48.981	74.9	25.467	118.7	1:51.932	78.26	12.273	13:26:57.003
2 -	32.591	95.1	46.724	74.3	24.796	117.5	1:44.111	84.13	4.452	13:28:41.114
3 -	32.404	96.8	46.561	78.5	24.292	116.9	1:43.257	84.83	3.598	13:30:24.371
4 -	31.812	97.6	45.843	81.5	24.226	116.9	1:41.881	85.98	2.222	13:32:06.252
5 -	32.105	98.8	45.823	80.7	24.260	117.1	1:42.188	85.72	2.529	13:33:48.440
6 -	31.409	98.6	45.211	82.5	23.960	120.4	1:40.580 (2)	87.09	0.921	13:35:29.020
7 -	31.599	97.8	45.532	79.6	24.350	117.1	1:41.481	86.32	1.822	13:37:10.501
8 -	31.501	97.9	45.841	81.8	24.201	116.7	1:41.543	86.26	1.884	13:38:52.044
9 -	31.825	98.9	46.375	78.3	24.324	116.1	1:42.524	85.44	2.865	13:40:34.568
10 -	31.496	97.9	45.938	83.9	24.254	115.9	1:41.688	86.14	2.029	13:42:16.256
11 -	31.444	98.5	45.335	85.4	24.012	118.5	1:40.791 (3)	86.91	1.132	13:43:57.047
12 -	31.047	100.3	44.888	83.9	23.724	118.1	1:39.659 (1)	87.89		13:45:36.706

P11 65 Josh OWENS		Honda - RCD Motorsport								
IDEAL LAP TIME : 1:39.489		BEST LAP TIME : 1:39.797			DIFFERENCE : 0.308					
LAP	SECTOR 1	SECTOR 2	SECTOR 3	LAP TIME	MPH	DIFF	TIME OF DAY			
1 -	OUTLAP	95.1	47.789	83.5	25.154	114.9	1:47.632	81.38	7.835	13:27:00.646
2 -	33.308	96.5	47.117	84.2	24.825	117.3	1:45.250	83.22	5.453	13:28:45.896
3 -	32.070	98.6	46.315	81.5	24.713	117.7	1:43.098	84.96	3.301	13:30:28.994
4 -	32.537	97.9	47.217	82.2	24.596	116.3	1:44.350	83.94	4.553	13:32:13.344
5 -	32.720	98.3	45.663	88.4	24.293	116.3	1:42.676	85.31	2.879	13:33:56.020
6 -	32.179	98.6	46.025	89.5	24.266	116.1	1:42.470	85.48	2.673	13:35:38.490
7 -	31.741	98.6	45.388	89.0	24.270	115.7	1:41.399 (3)	86.38	1.602	13:37:19.889
8 -	31.819	98.8	45.319	92.1	24.996	115.9	1:42.134	85.76	2.337	13:39:02.023
9 -	31.952	99.4	45.594	85.1	24.215	116.9	1:41.761	86.08	1.964	13:40:43.784
10 -	31.247	99.2	44.708	89.9	23.842	116.5	1:39.797 (1)	87.77		13:42:23.581
11 -	31.639	97.6	44.734	91.1	24.005	117.1	1:40.378 (2)	87.26	0.581	13:44:03.959

P12 79 M3 Chris TAYLOR		Honda - Elevator Saddles & Bridles								
IDEAL LAP TIME : 1:40.167		BEST LAP TIME : 1:40.351			DIFFERENCE : 0.184					
LAP	SECTOR 1	SECTOR 2	SECTOR 3	LAP TIME	MPH	DIFF	TIME OF DAY			
1 -	OUTLAP	86.9	49.432	76.0	25.577	117.5	1:51.540	78.53	11.189	13:27:04.130
2 -	33.725	92.0	48.072	77.8	24.748	118.5	1:46.545	82.21	6.194	13:28:50.675
3 -	32.513	94.6	46.564	80.1	24.453	118.7	1:43.530	84.61	3.179	13:30:34.205
4 -	32.142	96.6	46.183	80.6	24.191	119.4	1:42.516	85.44	2.165	13:32:16.721
5 -	32.216	93.5	45.917	80.3	24.554	119.6	1:42.687	85.30	2.336	13:33:59.408
6 -	31.884	95.3	45.685	77.5	24.180	120.0	1:41.749	86.09	1.398	13:35:41.157
7 -	31.579	96.5	45.262	81.8	24.063	118.1	1:40.904 (2)	86.81	0.553	13:37:22.061
8 -	31.464	96.6	45.679	81.3	24.282	120.2	1:41.425	86.36	1.074	13:39:03.486
9 -	32.081	95.7	45.605	85.2	23.976	118.1	1:41.662	86.16	1.311	13:40:45.148
10 -	31.409	97.5	46.065	83.3	24.159	117.3	1:41.633	86.19	1.282	13:42:26.781
11 -	31.356	98.3	44.950	83.8	24.045	118.9	1:40.351 (1)	87.29		13:44:07.132

Brands Hatch GP

Circuit Length = 2.4332 miles

Start: 13:25 Flag 13:45 End: 13:47

Weather / Track : Sunny / Dry

MCRCB BULLETIN TK032

2014 MCE British Superbike Championship - Round 5

2014 Motul British Motostar Championship

FREE PRACTICE 2 - SECTOR ANALYSIS

SECTOR 1 = FL to I1, SECTOR 2 = I1 to I2, SECTOR 3 = I2 to FL, DIFF = Difference To Personal Best Lap

12 - **31.241** 97.3 45.497 83.3 24.532 117.7 1:41.270 (3) 86.49 0.919 13:45:48.402

P13 164		Anthony ALONSO					Honda - SP125 / BARF Racing			
IDEAL LAP TIME : 1:40.273		BEST LAP TIME : 1:40.413			DIFFERENCE : 0.140					
LAP	SECTOR 1	SECTOR 2		SECTOR 3		LAP TIME	MPH	DIFF	TIME OF DAY	
1 -	OUTLAP	92.8	48.193	79.1	25.078	116.5	1:49.849	79.74	9.436	13:26:52.609
2 -	31.886	97.8	47.147	75.7	25.722	114.9	1:44.755	83.62	4.342	13:28:37.364
3 -	32.541	95.7	46.195	90.9	24.999	112.0	1:43.735	84.44	3.322	13:30:21.099
4 -	31.973	97.8	45.826	87.6	24.449	114.1	1:42.248	85.67	1.835	13:32:03.347
5 -	31.127	97.1	45.756	85.2	24.416	113.5	1:41.299	86.47	0.886	13:33:44.646
6 -	31.029	97.2	45.547	86.0	24.308	114.3	1:40.884 (3)	86.83	0.471	13:35:25.530
7 -	32.003	93.4	47.527	84.7	IN PIT		3:12.855 P	45.42	1:32.442	13:38:38.385
8 -	OUTLAP	93.3	46.751	84.3	24.528	113.9	1:45.897	82.72	5.484	13:40:24.282
9 -	31.003	97.5	45.400	88.5	24.134	114.9	1:40.537 (2)	87.13	0.124	13:42:04.819
10 -	31.680	96.1	45.636	89.4	24.237	114.5	1:41.553	86.25	1.140	13:43:46.372
11 -	31.143	96.5	45.182	87.1	24.088	114.5	1:40.413 (1)	87.23		13:45:26.785

P14 84		Daniel HERMANSSON					TSR Luyten - FPW Racing			
IDEAL LAP TIME : 1:40.318		BEST LAP TIME : 1:40.416			DIFFERENCE : 0.098					
LAP	SECTOR 1	SECTOR 2		SECTOR 3		LAP TIME	MPH	DIFF	TIME OF DAY	
1 -	OUTLAP	91.4	51.617	60.5	25.339	118.9	1:55.253	76.00	14.837	13:26:59.348
2 -	33.527	92.8	47.787	78.4	24.693	117.1	1:46.007	82.63	5.591	13:28:45.355
3 -	32.385	92.4	46.426	80.1	24.991	118.7	1:43.802	84.38	3.386	13:30:29.157
4 -	33.193	96.9	47.013	80.6	24.753	117.3	1:44.959	83.45	4.543	13:32:14.116
5 -	32.447	96.6	45.796	85.8	24.355	117.3	1:42.598	85.38	2.182	13:33:56.714
6 -	31.880	96.5	46.153	87.8	24.194	118.5	1:42.227	85.69	1.811	13:35:38.941
7 -	31.805	97.6	45.593	86.3	24.139	118.1	1:41.537	86.27	1.121	13:37:20.478
8 -	31.780	97.5	45.648	79.5	24.715	117.9	1:42.143	85.76	1.727	13:39:02.621
9 -	32.781	97.1	46.530	87.9	24.035	118.1	1:43.346	84.76	2.930	13:40:45.967
10 -	31.366	99.1	45.717	87.3	24.079	117.3	1:41.162 (3)	86.59	0.746	13:42:27.129
11 -	31.414	98.9	45.423	83.5	24.170	119.4	1:41.007 (2)	86.72	0.591	13:44:08.136
12 -	31.093	98.9	45.190	86.1	24.133	119.1	1:40.416 (1)	87.23		13:45:48.552

P15 35		Elliot LODGE					Honda - SP125 / Spike Racing			
IDEAL LAP TIME : 1:40.178		BEST LAP TIME : 1:40.492			DIFFERENCE : 0.314					
LAP	SECTOR 1	SECTOR 2		SECTOR 3		LAP TIME	MPH	DIFF	TIME OF DAY	
1 -	OUTLAP	86.9	48.013	76.6	24.858	115.5	1:48.922	80.42	8.430	13:26:52.695
2 -	32.682	95.7	46.938	75.8	IN PIT		7:01.439 P	20.78	5:20.947	13:33:54.134
3 -	OUTLAP	94.2	46.536	80.2	24.282	116.3	1:46.920	81.92	6.428	13:35:41.054
4 -	32.179	97.5	45.991	81.6	24.218	114.9	1:42.388	85.55	1.896	13:37:23.442
5 -	31.576	97.8	45.751	79.5	24.413	115.7	1:41.740	86.10	1.248	13:39:05.182
6 -	31.680	97.9	46.050	82.5	24.288	114.1	1:42.018	85.86	1.526	13:40:47.200
7 -	31.520	98.2	45.265	84.9	24.233	114.1	1:41.018 (3)	86.71	0.526	13:42:28.218
8 -	31.644	97.6	44.870	84.8	24.146	115.5	1:40.660 (2)	87.02	0.168	13:44:08.878
9 -	31.234	98.5	44.798	82.8	24.460	116.7	1:40.492 (1)	87.16		13:45:49.370

P16 36 M3		Jayson URIBE					Honda - FPW Racing / RSR			
IDEAL LAP TIME : 1:40.364		BEST LAP TIME : 1:40.735			DIFFERENCE : 0.371					
LAP	SECTOR 1	SECTOR 2		SECTOR 3		LAP TIME	MPH	DIFF	TIME OF DAY	
1 -	OUTLAP	84.2	49.905	74.8	25.778	117.3	1:53.533	77.15	12.798	13:27:18.103
2 -	32.662	97.8	47.008	80.1	25.337	115.7	1:45.007	83.42	4.272	13:29:03.110
3 -	32.668	96.2	46.181	80.7	24.450	117.3	1:43.299	84.80	2.564	13:30:46.409
4 -	32.426	81.7	47.251	77.4	25.205	117.5	1:44.882	83.52	4.147	13:32:31.291
5 -	31.395	99.2	45.193	82.8	24.180	117.7	1:40.768 (2)	86.93	0.033	13:34:12.059
6 -	31.366	99.1	44.889	82.9	24.480	116.1	1:40.735 (1)	86.95		13:35:52.794
7 -	31.866	99.4	45.149	85.4	24.348	116.7	1:41.363 (3)	86.42	0.628	13:37:34.157
8 -	34.297	87.8	49.504	71.1	IN PIT		4:45.020 P	30.73	3:04.285	13:42:19.177
9 -	OUTLAP	93.2	46.257	85.1	26.070	117.9	1:50.501	79.27	9.766	13:44:09.678
10 -	32.553	100.0	44.818	84.0	24.697	117.1	1:42.068	85.82	1.333	13:45:51.746

Weather / Track : Sunny / Dry

Brands Hatch GP

Circuit Length = 2.4332 miles

Start: 13:25 Flag 13:45 End: 13:47

MCRCB BULLETIN TK032

2014 MCE British Superbike Championship - Round 5

2014 Motul British Motostar Championship

FREE PRACTICE 2 - SECTOR ANALYSIS

SECTOR 1 = FL to I1, SECTOR 2 = I1 to I2, SECTOR 3 = I2 to FL, DIFF = Difference To Personal Best Lap

P17 64		Asher DURHAM					Honda - SP125Racing.com				
IDEAL LAP TIME : 1:40.775		BEST LAP TIME : 1:40.892			DIFFERENCE : 0.117						
LAP	SECTOR 1	SECTOR 2		SECTOR 3		LAP TIME	MPH	DIFF	TIME OF DAY		
1 -	OUTLAP	90.0	47.864	71.6	25.082	117.9	1:50.274	79.43	9.382	13:26:54.701	
2 -	31.912	97.2	46.825	77.2	24.469	119.8	1:43.206	84.87	2.314	13:28:37.907	
3 -	31.820	95.7	46.948	83.7	24.383	113.9	1:43.151	84.92	2.259	13:30:21.058	
4 -	31.793	98.5	46.402	82.1	24.284	115.5	1:42.479	85.47	1.587	13:32:03.537	
5 -	31.477	98.9	45.549	82.6	IN PIT		4:11.242	P 34.86	2:30.350	13:36:14.779	
6 -	OUTLAP	94.5	45.930	84.6	24.516	114.7	1:49.497	80.00	8.605	13:38:04.276	
7 -	31.636	97.2	45.858	84.2	24.652	113.5	1:42.146	85.75	1.254	13:39:46.422	
8 -	31.744	97.2	46.104	83.0	24.391	113.3	1:42.239	85.68	1.347	13:41:28.661	
9 -	31.699	97.9	46.072	84.9	24.359	114.7	1:42.130	(3) 85.77	1.238	13:43:10.791	
10 -	31.730	97.5	45.602	84.9	24.269	116.1	1:41.601	(2) 86.21	0.709	13:44:52.392	
11 -	31.456	97.9	45.050	88.3	24.386	116.3	1:40.892	(1) 86.82		13:46:33.284	

P18 42 M3		James HOBSON					Honda - Two 4 Motorsport with RS Racing				
IDEAL LAP TIME : 1:40.852		BEST LAP TIME : 1:41.018			DIFFERENCE : 0.166						
LAP	SECTOR 1	SECTOR 2		SECTOR 3		LAP TIME	MPH	DIFF	TIME OF DAY		
1 -	OUTLAP	89.9	46.595	75.9	24.659	120.9	1:44.576	83.76	3.558	13:27:06.489	
2 -	32.550	95.0	45.784	77.3	24.323	121.1	1:42.657	85.33	1.639	13:28:49.146	
3 -	32.294	94.7	45.465	77.4	24.321	121.1	1:42.080	(3) 85.81	1.062	13:30:31.226	
4 -	32.066	92.8	46.971	75.8	24.439	122.2	1:43.476	84.65	2.458	13:32:14.702	
5 -	33.089	88.7	46.747	76.0	24.664	121.3	1:44.500	83.82	3.482	13:33:59.202	
6 -	32.282	90.5	45.139	80.5	24.013	120.9	1:41.434	(2) 86.36	0.416	13:35:40.636	
7 -	35.357	90.3	48.213	79.0	IN PIT		4:11.372	P 34.84	2:30.354	13:39:52.008	
8 -	OUTLAP	90.3	46.369	75.1	25.045	120.2	1:47.513	81.47	6.495	13:41:39.521	
9 -	31.700	96.6	45.242	78.8	24.076	121.3	1:41.018	(1) 86.71		13:43:20.539	
10 -	33.402	90.8	45.476	77.1	24.110	120.9	1:42.988	85.05	1.970	13:45:03.527	

P19 72		Alex PERSSON					Honda - PWR / Nordgren Racing				
IDEAL LAP TIME : 1:41.074		BEST LAP TIME : 1:41.074			DIFFERENCE : 0.000						
LAP	SECTOR 1	SECTOR 2		SECTOR 3		LAP TIME	MPH	DIFF	TIME OF DAY		
1 -	OUTLAP	87.2	48.374	80.7	25.228	114.3	1:50.259	79.44	9.185	13:26:52.531	
2 -	33.313	92.3	47.955	74.8	IN PIT		4:39.909	P 31.29	2:58.835	13:31:32.440	
3 -	OUTLAP	86.8	48.272	78.8	24.878	115.3	1:49.543	79.96	8.469	13:33:21.983	
4 -	32.173	97.6	46.795	80.3	24.490	116.1	1:43.458	84.67	2.384	13:35:05.441	
5 -	32.078	96.6	46.460	81.7	24.501	115.5	1:43.039	85.01	1.965	13:36:48.480	
6 -	31.846	98.2	46.254	82.6	24.410	115.3	1:42.510	85.45	1.436	13:38:30.990	
7 -	32.044	98.5	46.018	84.6	24.260	115.9	1:42.322	(3) 85.61	1.248	13:40:13.312	
8 -	31.825	97.9	46.276	86.2	24.399	115.3	1:42.500	85.46	1.426	13:41:55.812	
9 -	31.572	99.1	45.782	85.2	24.224	115.7	1:41.578	(2) 86.23	0.504	13:43:37.390	
10 -	31.535	99.5	45.477	85.9	24.062	116.3	1:41.074	(1) 86.66		13:45:18.464	

P20 11		Joseph THOMAS					Honda - Moto UK Racing				
IDEAL LAP TIME : 1:41.651		BEST LAP TIME : 1:41.651			DIFFERENCE : 0.000						
LAP	SECTOR 1	SECTOR 2		SECTOR 3		LAP TIME	MPH	DIFF	TIME OF DAY		
1 -	OUTLAP	84.6	49.601	70.0	IN PIT		2:44.356	P 53.29	1:02.705	13:27:48.193	
2 -	OUTLAP	90.3	47.883	75.0	25.715	113.1	1:47.446	81.52	5.795	13:29:35.639	
3 -	32.932	94.6	46.543	78.3	24.781	114.1	1:44.256	84.02	2.605	13:31:19.895	
4 -	32.540	93.3	46.637	79.6	24.579	114.3	1:43.756	84.42	2.105	13:33:03.651	
5 -	31.759	96.0	46.583	80.0	24.664	115.9	1:43.006	85.04	1.355	13:34:46.657	
6 -	31.977	95.5	45.640	82.1	24.494	114.9	1:42.111	(2) 85.78	0.460	13:36:28.768	
7 -	33.848	79.1	48.370	71.6	IN PIT		2:56.999	P 49.49	1:15.348	13:39:25.767	
8 -	OUTLAP	88.7	48.093	72.5	25.154	114.1	1:46.723	82.08	5.072	13:41:12.490	
9 -	33.059	82.4	47.124	80.7	24.544	115.1	1:44.727	83.64	3.076	13:42:57.217	
10 -	31.966	95.4	45.746	78.4	24.472	116.7	1:42.184	(3) 85.72	0.533	13:44:39.401	
11 -	31.750	95.5	45.582	83.7	24.319	115.5	1:41.651	(1) 86.17		13:46:21.052	

Weather / Track : Sunny / Dry

Brands Hatch GP

Circuit Length = 2.4332 miles

Start: 13:25 Flag 13:45 End: 13:47

MCRCB BULLETIN TK032

2014 MCE British Superbike Championship - Round 5

2014 Motul British Motostar Championship

FREE PRACTICE 2 - SECTOR ANALYSIS

SECTOR 1 = FL to I1, SECTOR 2 = I1 to I2, SECTOR 3 = I2 to FL, DIFF = Difference To Personal Best Lap

P21 13 M3		Sam BURMAN					Honda - WNT / Burman Racing				
IDEAL LAP TIME : 1:41.691		BEST LAP TIME : 1:41.707					DIFFERENCE : 0.016				
LAP	SECTOR 1	SECTOR 2		SECTOR 3		LAP TIME	MPH	DIFF	TIME OF DAY		
1 -	OUTLAP	90.8	47.307	80.3	25.619	116.3	1:49.211	80.21	7.504	13:26:51.182	
2 -	32.624	93.8	47.622	75.1	25.420	118.1	1:45.666	82.90	3.959	13:28:36.848	
3 -	32.784	90.8	48.022	84.2	24.655	117.3	1:45.461	83.06	3.754	13:30:22.309	
4 -	31.975	97.5	45.769	83.8	24.506	118.7	1:42.250 (2)	85.67	0.543	13:32:04.559	
5 -	31.789	97.1	45.396	84.0	24.522	117.7	1:41.707 (1)	86.12		13:33:46.266	
6 -	32.332	97.9	45.578	84.0	24.696	118.5	1:42.606 (3)	85.37	0.899	13:35:28.872	
7 -	32.243	97.5	46.074	75.8	24.967	118.3	1:43.284	84.81	1.577	13:37:12.156	
8 -	33.770	84.7	53.765	68.8	IN PIT		3:34.909 P	40.76	1:53.202	13:40:47.065	

P22 90		Greg GREENWOOD					Luyten Honda - FPW Racing				
IDEAL LAP TIME : 1:41.344		BEST LAP TIME : 1:42.007					DIFFERENCE : 0.663				
LAP	SECTOR 1	SECTOR 2		SECTOR 3		LAP TIME	MPH	DIFF	TIME OF DAY		
1 -	OUTLAP	92.9	48.908	75.4	25.561	117.9	1:54.337	76.61	12.330	13:26:56.825	
2 -	32.916	89.4	47.093	79.7	25.003	117.1	1:45.012	83.41	3.005	13:28:41.837	
3 -	33.752	93.5	48.002	77.3	24.921	115.7	1:46.675	82.11	4.668	13:30:28.512	
4 -	32.702	96.5	47.832	78.7	25.000	116.7	1:45.534	83.00	3.527	13:32:14.046	
5 -	34.089	93.0	47.451	82.4	24.769	116.7	1:46.309	82.39	4.302	13:34:00.355	
6 -	32.056	96.8	45.878	81.5	24.562	116.5	1:42.496	85.46	0.489	13:35:42.851	
7 -	32.559	94.2	46.797	81.4	24.737	115.5	1:44.093	84.15	2.086	13:37:26.944	
8 -	31.941	96.2	46.290	83.4	24.863	115.7	1:43.094	84.96	1.087	13:39:10.038	
9 -	32.390	96.0	46.518	82.6	24.616	115.1	1:43.524	84.61	1.517	13:40:53.562	
10 -	32.100	94.9	46.275	84.5	24.116	116.7	1:42.491 (3)	85.46	0.484	13:42:36.053	
11 -	31.901	97.2	45.675	80.9	24.451	116.9	1:42.027 (2)	85.85	0.020	13:44:18.080	
12 -	31.553	97.2	45.837	82.3	24.617	116.3	1:42.007 (1)	85.87		13:46:00.087	

P23 69		Tom BOOTH-AMOS					Honda - 2T Racing / FAB Racing				
IDEAL LAP TIME : 1:42.720		BEST LAP TIME : 1:43.103					DIFFERENCE : 0.383				
LAP	SECTOR 1	SECTOR 2		SECTOR 3		LAP TIME	MPH	DIFF	TIME OF DAY		
1 -	OUTLAP	85.1	47.721	72.1	25.361	116.1	1:48.642	80.63	5.539	13:28:28.540	
2 -	32.825	86.1	46.296	73.1	25.346	115.1	1:44.467 (2)	83.85	1.364	13:30:13.007	
3 -	32.482	93.7	46.046	72.7	IN PIT		4:25.089 P	33.04	2:41.986	13:34:38.096	
4 -	OUTLAP	83.1	48.635	71.5	IN PIT		3:47.335 P	38.53	2:04.232	13:38:25.431	
5 -	OUTLAP	87.1	47.095	72.6	25.467	114.9	1:46.413	82.31	3.310	13:40:11.844	
6 -	32.813	90.8	47.156	72.2	24.795	114.3	1:44.764 (3)	83.61	1.661	13:41:56.608	
7 -	31.879	93.5	46.412	77.2	24.812	106.1	1:43.103 (1)	84.96		13:43:39.711	

P24 127		Georgina POLDEN					Honda - RS Racing				
IDEAL LAP TIME : 1:42.642		BEST LAP TIME : 1:43.218					DIFFERENCE : 0.576				
LAP	SECTOR 1	SECTOR 2		SECTOR 3		LAP TIME	MPH	DIFF	TIME OF DAY		
1 -	OUTLAP	95.8	49.545	70.9	25.004	120.9	1:50.983	78.92	7.765	13:27:38.775	
2 -	33.232	94.6	48.890	77.4	24.919	119.6	1:47.041	81.83	3.823	13:29:25.816	
3 -	32.939	97.3	47.754	76.1	24.410	120.2	1:45.103	83.34	1.885	13:31:10.919	
4 -	32.778	96.1	47.618	77.1	24.231	120.4	1:44.627	83.72	1.409	13:32:55.546	
5 -	32.406	96.9	47.123	80.0	24.136	120.9	1:43.665 (3)	84.50	0.447	13:34:39.211	
6 -	32.266	100.3	48.250	72.7	IN PIT		4:40.747 P	31.20	2:57.529	13:39:19.958	
7 -	OUTLAP	93.3	48.829	75.1	25.072	120.2	1:50.333	79.39	7.115	13:41:10.291	
8 -	32.101	98.3	46.917	78.9	24.200	120.2	1:43.218 (1)	84.86		13:42:53.509	
9 -	32.855	96.6	47.489	74.3	24.331	123.1	1:44.675	83.68	1.457	13:44:38.184	
10 -	32.005	99.7	46.501	80.2	24.768	118.1	1:43.274 (2)	84.82	0.056	13:46:21.458	

P25 124		Tasia RODINK					Honda - Promemo Racing				
IDEAL LAP TIME : 1:44.585		BEST LAP TIME : 1:44.610					DIFFERENCE : 0.025				
LAP	SECTOR 1	SECTOR 2		SECTOR 3		LAP TIME	MPH	DIFF	TIME OF DAY		
1 -	OUTLAP	78.4	50.298	72.0	25.917	114.5	1:54.142	76.74	9.532	13:27:18.056	
2 -	34.973	87.6	48.801	71.5	25.330	114.1	1:49.104	80.28	4.494	13:29:07.160	
3 -	34.268	88.3	48.645	71.2	25.158	114.3	1:48.071	81.05	3.461	13:30:55.231	

Weather / Track : Sunny / Dry

Brands Hatch GP
Circuit Length = 2.4332 miles
Start: 13:25 Flag 13:45 End: 13:47

MCRCB BULLETIN TK032

2014 MCE British Superbike Championship - Round 5

2014 Motul British Motostar Championship

FREE PRACTICE 2 - SECTOR ANALYSIS

SECTOR 1 = FL to I1, SECTOR 2 = I1 to I2, SECTOR 3 = I2 to FL, DIFF = Difference To Personal Best Lap

4 -	34.544	88.0	48.351	72.9	24.941	114.1	1:47.836	81.23	3.226	13:32:43.067
5 -	33.772	87.7	48.268	73.9	IN PIT		4:13.702 P	34.52	2:29.092	13:36:56.769
6 -	OUTLAP	85.9	48.253	76.9	25.101	114.7	1:51.058	78.87	6.448	13:38:47.827
7 -	34.162	89.9	48.048	77.2	25.153	115.5	1:47.363 (3)	81.59	2.753	13:40:35.190
8 -	34.181	93.7	57.467	75.5	25.308	114.9	1:56.956	74.89	12.346	13:42:32.146
9 -	33.736	91.4	47.400	74.3	24.747	116.1	1:45.883 (2)	82.73	1.273	13:44:18.029
10 -	32.979	91.8	46.859	73.5	24.772	116.1	1:44.610 (1)	83.73		13:46:02.639

P26 47		Jake ARCHER					Honda - Jake Archer Racing				
IDEAL LAP TIME : 1:44.633		BEST LAP TIME : 1:44.916					DIFFERENCE : 0.283				
LAP	SECTOR 1	SECTOR 2		SECTOR 3		LAP TIME	MPH	DIFF	TIME OF DAY		
1 -	OUTLAP	79.8	49.769	71.1	26.214	116.7	1:53.783	76.98	8.867	13:26:56.950	
2 -	34.568	83.6	48.700	74.8	25.815	113.9	1:49.083	80.30	4.167	13:28:46.033	
3 -	34.258	89.2	47.893	73.1	25.609	114.1	1:47.760	81.29	2.844	13:30:33.793	
4 -	33.392	89.7	47.977	75.3	25.521	115.3	1:46.890	81.95	1.974	13:32:20.683	
5 -	33.878	88.0	47.856	77.6	25.533	115.5	1:47.267	81.66	2.351	13:34:07.950	
6 -	33.261	90.1	47.505	80.8	25.053	115.9	1:45.819	82.78	0.903	13:35:53.769	
7 -	33.261	93.5	47.733	78.2	25.262	117.1	1:46.256	82.44	1.340	13:37:40.025	
8 -	32.943	91.4	47.198	78.8	25.120	114.7	1:45.261 (3)	83.22	0.345	13:39:25.286	
9 -	33.275	93.7	47.282	78.8	25.135	114.3	1:45.692	82.88	0.776	13:41:10.978	
10 -	33.143	91.6	47.301	75.3	25.452	113.1	1:45.896	82.72	0.980	13:42:56.874	
11 -	33.112	92.4	46.913	79.7	24.891	116.5	1:44.916 (1)	83.49		13:44:41.790	
12 -	32.910	93.7	47.202	80.0	24.810	115.3	1:44.922 (2)	83.48	0.006	13:46:26.712	

P27 4		Louis VALLELEY					KTM - Century 21 / Cresswell Racing				
IDEAL LAP TIME : 1:45.054		BEST LAP TIME : 1:45.214					DIFFERENCE : 0.160				
LAP	SECTOR 1	SECTOR 2		SECTOR 3		LAP TIME	MPH	DIFF	TIME OF DAY		
1 -	OUTLAP	84.9	51.521	72.7	26.075	110.3	1:54.922	76.22	9.708	13:28:02.274	
2 -	33.912	88.3	51.166	71.7	IN PIT		2:33.597 P	57.03	48.383	13:30:35.871	
3 -	OUTLAP	91.6	47.703	75.6	25.491	112.0	1:48.449	80.77	3.235	13:32:24.320	
4 -	33.268	93.2	47.719	76.4	25.198	111.6	1:46.185	82.49	0.971	13:34:10.505	
5 -	33.056	91.4	47.426	76.0	26.007	108.0	1:46.489	82.26	1.275	13:35:56.994	
6 -	34.471	85.4	48.817	76.3	IN PIT		2:32.804 P	57.32	47.590	13:38:29.798	
7 -	OUTLAP	91.1	47.513	80.2	25.130	112.2	1:49.639	79.89	4.425	13:40:19.437	
8 -	32.723	95.0	47.448	79.6	25.043	110.1	1:45.214 (1)	83.25		13:42:04.651	
9 -	33.382	92.3	47.318	80.6	25.259	110.5	1:45.959 (3)	82.67	0.745	13:43:50.610	
10 -	32.982	93.5	47.460	78.2	25.013	112.0	1:45.455 (2)	83.06	0.241	13:45:36.065	

P28 74 M3		Joe THOMPSON					Repli-Cast - Repli-Cast UK				
IDEAL LAP TIME : 1:45.071		BEST LAP TIME : 1:45.248					DIFFERENCE : 0.177				
LAP	SECTOR 1	SECTOR 2		SECTOR 3		LAP TIME	MPH	DIFF	TIME OF DAY		
1 -	OUTLAP	83.8	50.683	73.3	26.485	114.1	1:57.627	74.47	12.379	13:28:34.843	
2 -	34.595	91.5	49.305	72.8	25.668	114.5	1:49.568	79.94	4.320	13:30:24.411	
3 -	33.688	90.4	49.063	71.0	25.679	114.9	1:48.430	80.78	3.182	13:32:12.841	
4 -	34.931	90.8	52.229	70.4	26.019	114.5	1:53.179	77.39	7.931	13:34:06.020	
5 -	33.408	91.0	48.446	77.2	25.424	115.9	1:47.278	81.65	2.030	13:35:53.298	
6 -	33.185	94.6	48.154	78.2	25.299	114.7	1:46.638	82.14	1.390	13:37:39.936	
7 -	33.469	94.2	47.631	78.6	25.527	115.1	1:46.627	82.15	1.379	13:39:26.563	
8 -	33.343	94.5	47.853	71.3	25.443	115.1	1:46.639	82.14	1.391	13:41:13.202	
9 -	32.896	93.3	47.816	78.6	25.315	115.7	1:46.027 (3)	82.61	0.779	13:42:59.229	
10 -	32.796	94.7	47.428	79.5	25.024	115.9	1:45.248 (1)	83.23		13:44:44.477	
11 -	32.632	93.5	47.785	78.3	25.011	115.1	1:45.428 (2)	83.08	0.180	13:46:29.905	

P29 18		Paul DOBB					Honda - PDR				
IDEAL LAP TIME : 1:45.102		BEST LAP TIME : 1:45.470					DIFFERENCE : 0.368				
LAP	SECTOR 1	SECTOR 2		SECTOR 3		LAP TIME	MPH	DIFF	TIME OF DAY		
1 -	OUTLAP	89.0	49.618	69.1	25.512	114.5	1:51.324	78.68	5.854	13:26:54.628	
2 -	33.616	88.5	47.886	71.3	25.437	112.9	1:46.939	81.91	1.469	13:28:41.567	
3 -	33.625	92.5	48.092	71.3	25.260	112.0	1:46.977	81.88	1.507	13:30:28.544	
4 -	33.781	90.6	48.302	70.1	25.007	115.5	1:47.090	81.79	1.620	13:32:15.634	

Weather / Track : Sunny / Dry

Brands Hatch GP

Circuit Length = 2.4332 miles

Start: 13:25 Flag 13:45 End: 13:47

MCRCB BULLETIN TK032

2014 MCE British Superbike Championship - Round 5

2014 Motul British Motostar Championship

FREE PRACTICE 2 - SECTOR ANALYSIS

SECTOR 1 = FL to I1, SECTOR 2 = I1 to I2, SECTOR 3 = I2 to FL, DIFF = Difference To Personal Best Lap

5 -	36.840	86.9	49.085	72.2	IN PIT		4:00.713	P	36.39	2:15.243	13:36:16.347
6 -	OUTLAP	89.5	48.056	73.9	25.176	113.5	1:49.758		79.81	4.288	13:38:06.105
7 -	32.931	93.4	47.721	70.5	25.246	112.2	1:45.898	(3)	82.71	0.428	13:39:52.003
8 -	34.336	92.0	48.055	73.5	25.851	112.7	1:48.242		80.92	2.772	13:41:40.245
9 -	32.737	94.1	47.358	73.6	25.487	112.9	1:45.582	(2)	82.96	0.112	13:43:25.827
10 -	33.061	92.4	47.401	74.3	25.008	114.1	1:45.470	(1)	83.05		13:45:11.297

P30	7	Jamie ASHBY	Honda - JPA Racing / SP125								
IDEAL LAP TIME : 1:47.422			BEST LAP TIME : 1:47.791			DIFFERENCE : 0.369					

LAP	SECTOR 1	SECTOR 2	SECTOR 3	LAP TIME	MPH	DIFF	TIME OF DAY				
1 -	OUTLAP	79.7	52.385	67.8	27.983	108.9	2:00.889	72.46	13.098	13:27:49.762	
2 -	36.054	81.2	50.753	67.9	IN PIT		2:49.627	P	51.64	1:01.836	13:30:39.389
3 -	OUTLAP	85.7	49.340	69.8	26.375	111.4	1:52.560		77.82	4.769	13:32:31.949
4 -	34.974	89.1	48.476	70.2	IN PIT		2:49.892	P	51.56	1:02.101	13:35:21.841
5 -	OUTLAP	87.9	48.775	72.8	26.017	113.5	1:51.119		78.83	3.328	13:37:12.960
6 -	33.958	88.7	49.410	73.4	25.773	113.5	1:49.141	(2)	80.26	1.350	13:39:02.101
7 -	34.327	91.1	48.010	77.1	25.454	114.3	1:47.791	(1)	81.26		13:40:49.892
8 -	34.861	88.4	49.193	73.7	IN PIT		2:21.782	P	61.78	33.991	13:43:11.674
9 -	OUTLAP	87.1	48.437	75.7	25.697	114.7	1:50.200		79.49	2.409	13:45:01.874

P31	88	Wesley JONKER	Honda - Racing Family								
IDEAL LAP TIME : 1:47.983			BEST LAP TIME : 1:48.911			DIFFERENCE : 0.928					

LAP	SECTOR 1	SECTOR 2	SECTOR 3	LAP TIME	MPH	DIFF	TIME OF DAY				
1 -	OUTLAP	86.1	51.407	75.2	26.109	113.3	1:55.096	76.10	6.185	13:27:05.459	
2 -	34.333	91.8	49.100	78.9	25.715	112.7	1:49.148	(2)	80.25	0.237	13:28:54.607
3 -	34.287	94.1	49.063	74.5	25.561	111.8	1:48.911	(1)	80.43		13:30:43.518
4 -	34.111	92.6	48.311	76.8	26.834	112.2	1:49.256	(3)	80.17	0.345	13:32:32.774

P32	100	Stephen CAMPBELL	Honda - Campbell Racing								
IDEAL LAP TIME : 1:50.560			BEST LAP TIME : 1:50.880			DIFFERENCE : 0.320					

LAP	SECTOR 1	SECTOR 2	SECTOR 3	LAP TIME	MPH	DIFF	TIME OF DAY				
1 -	OUTLAP	77.5	55.714	68.6	27.338	112.2	2:02.937	71.25	12.057	13:27:34.183	
2 -	36.531	80.2	58.252	69.0	27.012	111.1	2:01.795	71.92	10.915	13:29:35.978	
3 -	36.823	87.0	53.523	66.2	26.555	112.5	1:56.901	74.93	6.021	13:31:32.879	
4 -	35.495	80.8	50.906	71.7	26.510	112.4	1:52.911	(2)	77.58	2.031	13:33:25.790
5 -	35.697	87.9	51.372	75.0	26.258	112.9	1:53.327	(3)	77.29	2.447	13:35:19.117
6 -	34.630	90.3	49.859	80.9	26.391	112.2	1:50.880	(1)	79.00		13:37:09.997
7 -	35.714	89.4	51.653	70.4	IN PIT		4:14.031	P	34.48	2:23.151	13:41:24.028
8 -	OUTLAP	84.0	51.049	71.3	26.515	112.4	1:55.652	75.74	4.772	13:43:19.680	
9 -	37.365	85.2	50.229	72.9	26.071	113.9	1:53.665	77.06	2.785	13:45:13.345	

P33	45 M3	Oilly SIMPSON	KTM - Oilly Simpson Racing								
IDEAL LAP TIME : 1:41.747			BEST LAP TIME :			DIFFERENCE :					

LAP	SECTOR 1	SECTOR 2	SECTOR 3	LAP TIME	MPH	DIFF	TIME OF DAY				
1 -	OUTLAP	97.3	46.010	86.1	24.351	117.9	1:46.050	82.60		13:26:51.041	
2 -	31.386	99.5	48.678	81.9	IN PIT		6:30.992	P	22.40		13:33:22.033
3 -	OUTLAP	92.6	47.177	82.0	IN PIT		5:14.978	P	27.81		13:38:37.011

MCRCB BULLETIN TK033**2014 MCE British Superbike Championship - Round 5****2014 Motul British Motostar Championship****FREE PRACTICE 2 - BEST SPEEDS**

POS	SECTOR 1			SECTOR 2			FINISH LINE		
	NO	NAME	MPH	NO	NAME	MPH	NO	NAME	MPH
1	66	Joe IRVING	105.5	28	Bradley RAY	93.0	34	Jordan WEAVING	123.5
2	34	Jordan WEAVING	103.2	34	Jordan WEAVING	92.4	66	Joe IRVING	123.1
3	6	Taz TAYLOR	102.9	65	Josh OWENS	92.1	127	Georgina POLDEN	123.1
4	28	Bradley RAY	102.4	6	Taz TAYLOR	91.3	61	Ernst DUBBINK	122.9
5	61	Ernst DUBBINK	102.4	164	Anthony ALONSO	90.9	6	Taz TAYLOR	122.6
6	86	Charlie NESBITT	100.3	12	Edward RENDELL	90.3	28	Bradley RAY	122.4
7	127	Georgina POLDEN	100.3	66	Joe IRVING	89.1	42	James HOBSON	122.2
8	142	Brian SLOOTEN	100.3	25	Mike BROUWERS	88.8	142	Brian SLOOTEN	120.4
9	36	Jayson URIBE	100.0	64	Asher DURHAM	88.3	79	Chris TAYLOR	120.2
10	45	Olly SIMPSON	99.5	84	Daniel HERMANSSON	87.9	64	Asher DURHAM	119.8
11	65	Josh OWENS	99.5	72	Alex PERSSON	86.2	84	Daniel HERMANSSON	119.4
12	72	Alex PERSSON	99.5	43	Arnie SHELTON	86.1	13	Sam BURMAN	118.7
13	84	Daniel HERMANSSON	99.1	45	Olly SIMPSON	86.1	43	Arnie SHELTON	118.5
14	43	Arnie SHELTON	98.9	61	Ernst DUBBINK	86.0	86	Charlie NESBITT	118.5
15	64	Asher DURHAM	98.9	36	Jayson URIBE	85.4	36	Jayson URIBE	117.9
16	35	Elliot LODGE	98.5	142	Brian SLOOTEN	85.4	45	Olly SIMPSON	117.9
17	79	Chris TAYLOR	98.3	79	Chris TAYLOR	85.2	90	Greg GREENWOOD	117.9
18	25	Mike BROUWERS	98.1	35	Elliot LODGE	84.9	65	Josh OWENS	117.7
19	13	Sam BURMAN	97.9	90	Greg GREENWOOD	84.5	47	Jake ARCHER	117.1
20	164	Anthony ALONSO	97.8	13	Sam BURMAN	84.2	11	Joseph THOMAS	116.7
21	12	Edward RENDELL	97.2	11	Joseph THOMAS	83.7	35	Elliot LODGE	116.7
22	90	Greg GREENWOOD	97.2	86	Charlie NESBITT	81.8	12	Edward RENDELL	116.5
23	42	James HOBSON	96.6	100	Stephen CAMPBELL	80.9	164	Anthony ALONSO	116.5
24	11	Joseph THOMAS	96.0	47	Jake ARCHER	80.8	72	Alex PERSSON	116.3
25	4	Louis VALLELEY	95.0	4	Louis VALLELEY	80.6	69	Tom BOOTH-AMOS	116.1
26	74	Joe THOMPSON	94.7	42	James HOBSON	80.5	124	Tasia RODINK	116.1
27	18	Paul DOBB	94.1	127	Georgina POLDEN	80.2	74	Joe THOMPSON	115.9
28	88	Wesley JONKER	94.1	74	Joe THOMPSON	79.5	18	Paul DOBB	115.5
29	47	Jake ARCHER	93.7	88	Wesley JONKER	78.9	25	Mike BROUWERS	115.5
30	69	Tom BOOTH-AMOS	93.7	69	Tom BOOTH-AMOS	77.2	7	Jamie ASHBY	114.7
31	124	Tasia RODINK	93.7	124	Tasia RODINK	77.2	100	Stephen CAMPBELL	113.9
32	7	Jamie ASHBY	91.1	7	Jamie ASHBY	77.1	88	Wesley JONKER	113.3
33	100	Stephen CAMPBELL	90.3	18	Paul DOBB	74.3	4	Louis VALLELEY	112.2

Weather / Track : Sunny / Dry

Brands Hatch GP

Circuit Length = 2.4332 miles

Start: 13:25 Flag 13:45 End: 13:47

Results can be found at www.tsl-timing.com

Printed - 13:48 Friday, 18 July 2014

MCRCB BULLETIN TK034

2014 MCE British Superbike Championship - Round 5

2014 Motul British Motostar Championship

FREE PRACTICE 2 - BEST SECTORS

SECTOR 1			SECTOR 2			SECTOR 3			IDEAL / BEST COMPARISON						
POS	NO	NAME	TIME	NO	NAME	TIME	NO	NAME	TIME	POS	NO	NAME	IDEAL	BEST	DIFF
1	66	IRVING	30.066	66	IRVING	42.859	28	RAY	22.866				PERFECT LAP	1:35.791	
2	6	TAYLOR	30.089	28	RAY	42.970	66	IRVING	22.945	1	66	IRVING	1:35.870	1:36.064	0.194
3	34	WEAVING	30.180	34	WEAVING	43.140	34	WEAVING	23.130	2	28	RAY	1:36.024	1:36.024	0.000
4	28	RAY	30.188	6	TAYLOR	43.264	6	TAYLOR	23.383	3	34	WEAVING	1:36.450	1:36.658	0.208
5	61	DUBBINK	30.744	43	SHELTON	44.070	61	DUBBINK	23.392	4	6	TAYLOR	1:36.736	1:36.758	0.022
6	86	NESBITT	30.992	61	DUBBINK	44.195	43	SHELTON	23.608	5	61	DUBBINK	1:38.331	1:38.331	0.000
7	164	ALONSO	31.003	25	BROUWERS	44.351	12	RENDELL	23.668	6	43	SHELTON	1:38.985	1:38.985	0.000
8	142	SLOOTEN	31.047	12	RENDELL	44.353	142	SLOOTEN	23.724	7	12	RENDELL	1:39.070	1:39.205	0.135
9	12	RENDELL	31.049	65	OWENS	44.428	86	NESBITT	23.819	8	65	OWENS	1:39.489	1:39.797	0.308
10	84	HERMANSSON	31.093	86	NESBITT	44.757	65	OWENS	23.842	9	25	BROUWERS	1:39.558	1:39.558	0.000
11	65	OWENS	31.219	35	LODGE	44.798	25	BROUWERS	23.924	10	86	NESBITT	1:39.568	1:39.568	0.000
12	35	LODGE	31.234	36	URIBE	44.818	79	TAYLOR	23.976	11	142	SLOOTEN	1:39.659	1:39.659	0.000
13	79	TAYLOR	31.241	142	SLOOTEN	44.888	42	HOBSON	24.013	12	79	TAYLOR	1:40.167	1:40.351	0.184
14	25	BROUWERS	31.283	79	TAYLOR	44.950	84	HERMANSSON	24.035	13	35	LODGE	1:40.178	1:40.492	0.314
15	43	SHELTON	31.307	64	DURHAM	45.050	72	PERSSON	24.062	14	164	ALONSO	1:40.273	1:40.413	0.140
16	36	URIBE	31.366	42	HOBSON	45.139	164	ALONSO	24.088	15	84	HERMANSSON	1:40.318	1:40.416	0.098
17	45	SIMPSON	31.386	164	ALONSO	45.182	90	GREENWOOD	24.116	16	36	URIBE	1:40.364	1:40.735	0.371
18	64	DURHAM	31.456	84	HERMANSSON	45.190	127	POLDEN	24.136	17	64	DURHAM	1:40.775	1:40.892	0.117
19	72	PERSSON	31.535	13	BURMAN	45.396	35	LODGE	24.146	18	42	HOBSON	1:40.852	1:41.018	0.166
20	90	GREENWOOD	31.553	72	PERSSON	45.477	36	URIBE	24.180	19	72	PERSSON	1:41.074	1:41.074	0.000
21	42	HOBSON	31.700	11	THOMAS	45.582	64	DURHAM	24.269	20	90	GREENWOOD	1:41.344	1:42.007	0.663
22	11	THOMAS	31.750	90	GREENWOOD	45.675	11	THOMAS	24.319	21	11	THOMAS	1:41.651	1:41.651	0.000
23	13	BURMAN	31.789	45	SIMPSON	46.010	45	SIMPSON	24.351	22	13	BURMAN	1:41.691	1:41.707	0.016
24	69	BOOTH-AMOS	31.879	69	BOOTH-AMOS	46.046	13	BURMAN	24.506	23	45	SIMPSON	1:41.747		
25	127	POLDEN	32.005	127	POLDEN	46.501	124	RODINK	24.747	24	127	POLDEN	1:42.642	1:43.218	0.576
26	74	THOMPSON	32.632	124	RODINK	46.859	69	BOOTH-AMOS	24.795	25	69	BOOTH-AMOS	1:42.720	1:43.103	0.383
27	4	VALLELEY	32.723	47	ARCHER	46.913	47	ARCHER	24.810	26	124	RODINK	1:44.585	1:44.610	0.025
28	18	DOBB	32.737	4	VALLELEY	47.318	18	DOBB	25.007	27	47	ARCHER	1:44.633	1:44.916	0.283
29	47	ARCHER	32.910	18	DOBB	47.358	74	THOMPSON	25.011	28	4	VALLELEY	1:45.054	1:45.214	0.160
30	124	RODINK	32.979	74	THOMPSON	47.428	4	VALLELEY	25.013	29	74	THOMPSON	1:45.071	1:45.248	0.177
31	7	ASHBY	33.958	7	ASHBY	48.010	7	ASHBY	25.454	30	18	DOBB	1:45.102	1:45.470	0.368
32	88	JONKER	34.111	88	JONKER	48.311	88	JONKER	25.561	31	7	ASHBY	1:47.422	1:47.791	0.369
33	100	CAMPBELL	34.630	100	CAMPBELL	49.859	100	CAMPBELL	26.071	32	88	JONKER	1:47.983	1:48.911	0.928
										33	100	CAMPBELL	1:50.560	1:50.880	0.320

Weather / Track : Sunny / Dry

Results can be found at www.tsl-timing.com

Brands Hatch GP

Circuit Length = 2.4332 miles

Start: 13:25 Flag 13:45 End: 13:47

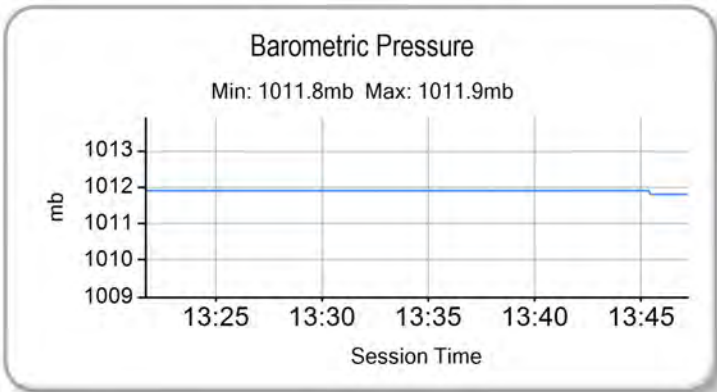
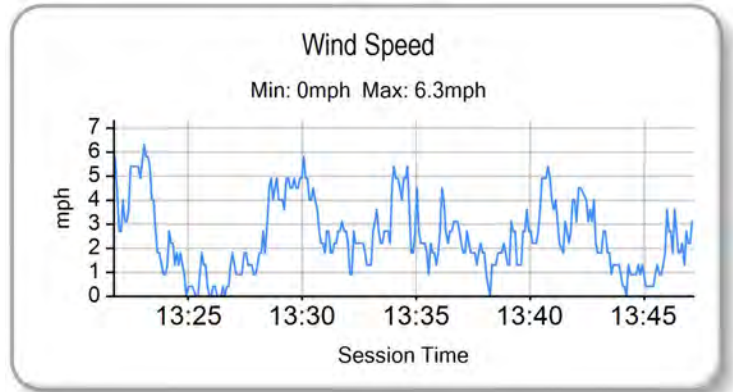
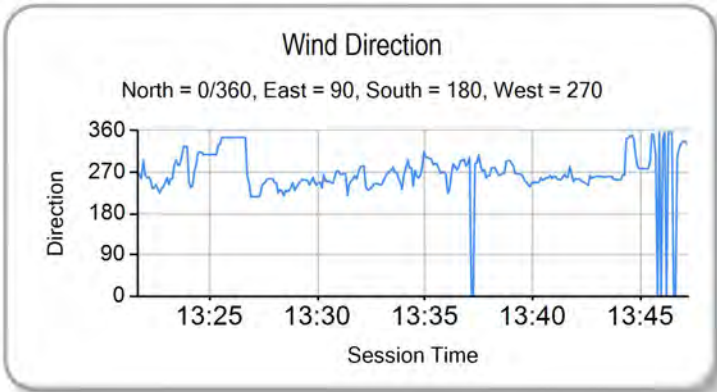
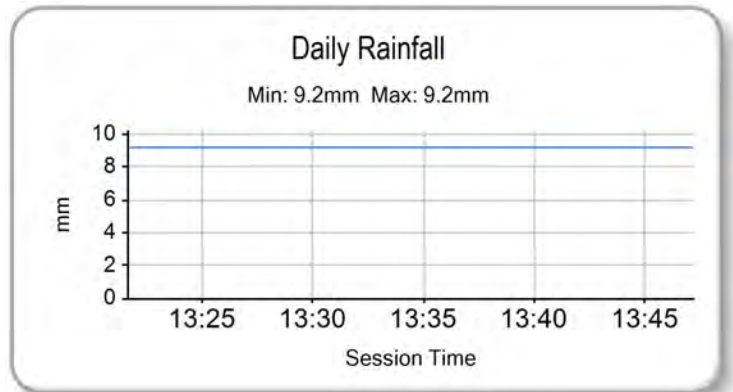
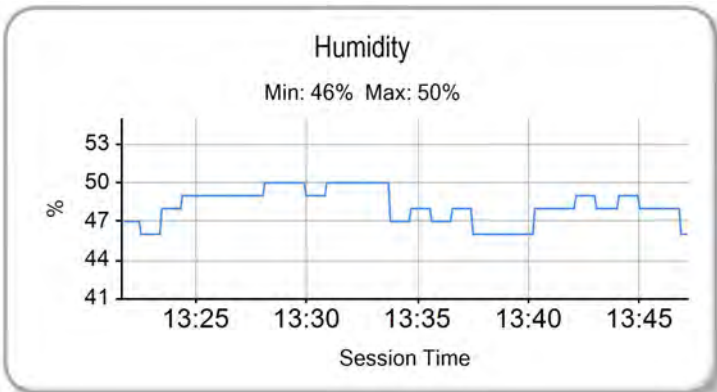
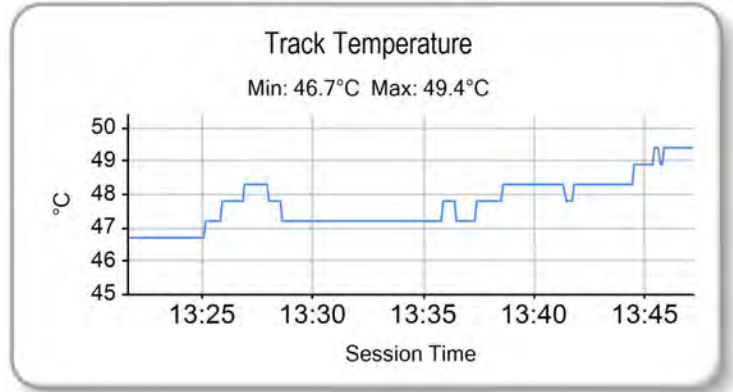
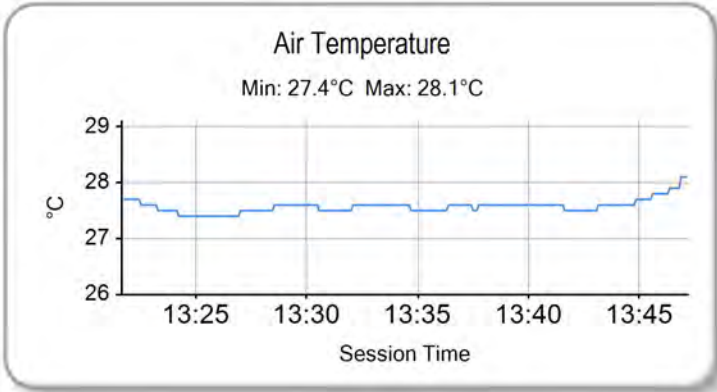
Printed - 13:48 Friday, 18 July 2014

MCRCB BULLETIN TK035

2014 MCE British Superbike Championship - Round 5

2014 Motul British Motostar Championship

FREE PRACTICE 2 - WEATHER CONDITIONS



Weather / Track : Sunny / Dry

Results can be found at www.tsl-timing.com

Brands Hatch GP
Circuit Length = 2.4332 miles
Start: 13:25 Flag 13:45 End: 13:47

Printed - 13:49 Friday, 18 July 2014

QUALIFYING 1 - CLASSIFICATION



POS	NO	CL	PIC NAME	ENTRY	TIME	ON	LAPS	GAP	DIFF	MPH
1	28		1 Bradley RAY	EE125 - FAB-Racing	1:46.255	14	14			82.44
2	66	M3	1 Joe IRVING	KTM - Redline KTM	1:46.448	9	14	0.193	0.193	82.29
3	34	M3	2 Jordan WEAVING	KTM - Jordan Racing / Burkert	1:47.765	13	13	1.510	1.317	81.28
4	12		2 Edward RENDELL	Honda - Banks Racing	1:47.766	13	13	1.511	0.001	81.28
5	45	M3	3 Oily SIMPSON	KTM - Oily Simpson Racing	1:48.320	13	13	2.065	0.554	80.87
6	6		3 Taz TAYLOR	Luyten Honda - FPW Racing / Hookless Holidays	1:48.926	14	14	2.671	0.606	80.42
7	72		4 Alex PERSSON	Honda - PWR / Nordgren Racing	1:49.588	14	14	3.333	0.662	79.93
8	86	M3	4 Charlie NESBITT	Repli-Cast - Repli-Cast UK	1:50.178	13	14	3.923	0.590	79.50
9	61	M3	5 Ernst DUBBINK	Honda - Ernst Dubbink Racing	1:50.203	11	11	3.948	0.025	79.48
10	65		5 Josh OWENS	Honda - RCD Motorsport	1:50.433	13	13	4.178	0.230	79.32
11	36	M3	6 Jayson URIBE	Honda - FPW Racing / RSR	1:50.534	12	13	4.279	0.101	79.25
12	90		6 Greg GREENWOOD	Luyten Honda - FPW Racing	1:50.972	14	14	4.717	0.438	78.93
13	11		7 Joseph THOMAS	Honda - Moto UK Racing	1:51.702	5	5	5.447	0.730	78.42
14	127		8 Georgina POLDEN	Honda - RS Racing	1:51.703	9	12	5.448	0.001	78.42
15	142	M3	7 Brian SLOOTEN	Honda - Bakker Frames Holland	1:51.746	13	14	5.491	0.043	78.39
16	35		9 Elliot LODGE	Honda - SP125 / Spike Racing	1:51.859	14	14	5.604	0.113	78.31
17	13	M3	8 Sam BURMAN	Honda - WNT / Burman Racing	1:52.071	12	13	5.816	0.212	78.16
18	84		10 Daniel HERMANSSON	TSR Luyten - FPW Racing	1:52.692	12	13	6.437	0.621	77.73
19	25	M3	9 Mike BROUWERS	Honda - Joma / Brouwers Racing Team	1:52.738	7	8	6.483	0.046	77.70
20	43		11 Arnie SHELTON	Honda - e3 Motorsport with Shelton Racing	1:53.086	13	13	6.831	0.348	77.46
21	42	M3	10 James HOBSON	Honda - Two 4 Motorsport with RS Racing	1:53.418	13	14	7.163	0.332	77.23
22	4		12 Louis VALLELEY	KTM - Century 21 / Cresswell Racing	1:53.802	7	8	7.547	0.384	76.97
23	74	M3	11 Joe THOMPSON	Repli-Cast - Repli-Cast UK	1:54.147	14	14	7.892	0.345	76.74
24	47		13 Jake ARCHER	Honda - Jake Archer Racing	1:54.525	14	14	8.270	0.378	76.48
25	88		14 Wesley JONKER	Honda - Racing Family	1:54.866	12	12	8.611	0.341	76.26
26	7		15 Jamie ASHBY	Honda - JPA Racing / SP125	1:55.138	9	13	8.883	0.272	76.08
27	124		16 Tasia RODINK	Honda - Promemo Racing	1:56.727	11	11	10.472	1.589	75.04

QUALIFYING LAPTIME (110.0% of 1:46.255) = 1:56.880

28	100		17 Stephen CAMPBELL	Honda - Campbell Racing	1:57.581	10	11	11.326	0.854	74.50
29	18		18 Paul DOBB	Honda - PDR	2:03.205	10	10	16.950	5.624	71.09
30	44		19 Jake BAYFORD	Honda - Intek Adhesives by SGR Racing			4			
31	164		20 Anthony ALONSO	Honda - SP125 / BARF Racing			3			
32	69		21 Tom BOOTH-AMOS	Honda - 2T Racing / FAB Racing			2			
33	79	M3	12 Chris TAYLOR	Honda - Elevator Saddles & Bridles			1			
34	64		22 Asher DURHAM	Honda - SP125Racing.com			1			

Weather / Track : Cloudy / Wet

These results are provisional until the conclusion of any judicial and technical matters.

Brands Hatch GP

Circuit Length = 2.4332 miles

Start: 10:00 Flag 10:36 End: 10:39

Race Director :	Stewards :	Timekeeper :
-----------------	------------	--------------

Results can be found at www.britishsuperbike.com

Printed - 10:40 Saturday, 19 July 2014



MCRCB BULLETIN TK085

2014 MCE British Superbike Championship - Round 5

2014 Motul British Motostar Championship

QUALIFYING 1 - SECTOR ANALYSIS

SECTOR 1 = FL to I1, SECTOR 2 = I1 to I2, SECTOR 3 = I2 to FL, DIFF = Difference To Personal Best Lap

P1 28		Bradley RAY					EE125 - FAB-Racing			
IDEAL LAP TIME : 1:46.193		BEST LAP TIME : 1:46.255					DIFFERENCE : 0.062			
LAP	SECTOR 1	SECTOR 2		SECTOR 3		LAP TIME	MPH	DIFF	TIME OF DAY	
1 -	OUTLAP	82.8	53.086	66.1	28.435	114.3	2:04.185	70.53	17.930	10:02:07.918
2 -	37.667	83.3	55.651	56.3	IN PIT		12:55.067 P	11.30	11:08.812	10:15:02.985
3 -	OUTLAP	87.1	56.114	72.8	27.760	116.3	2:03.759	70.78	17.504	10:17:06.744
4 -	37.328	85.5	50.539	74.3	26.517	117.7	1:54.384	76.58	8.129	10:19:01.128
5 -	35.851	94.6	48.575	76.6	26.358	117.9	1:50.784	79.07	4.529	10:20:51.912
6 -	35.321	95.8	48.316	79.0	26.041	118.3	1:49.678	79.86	3.423	10:22:41.590
7 -	34.701	97.9	47.318	79.9	25.853	116.5	1:47.872	81.20	1.617	10:24:29.462
8 -	34.103	98.8	48.612	77.3	25.985	116.7	1:48.700	80.58	2.445	10:26:18.162
9 -	34.292	97.6	47.221	82.8	25.435	117.9	1:46.948 (2)	81.90	0.693	10:28:05.110
10 -	34.499	95.8	49.049	71.9	26.194	116.9	1:49.742	79.82	3.487	10:29:54.852
11 -	36.328	85.2	51.294	75.3	26.234	116.5	1:53.856	76.93	7.601	10:31:48.708
12 -	36.114	80.2	53.694	67.1	26.243	116.7	1:56.051	75.48	9.796	10:33:44.759
13 -	34.777	96.1	47.196	84.0	25.184	117.7	1:47.157 (3)	81.74	0.902	10:35:31.916
14 -	34.074	96.0	46.935	84.4	25.246	119.4	1:46.255 (1)	82.44		10:37:18.171

P2 66 M3		Joe IRVING					KTM - Redline KTM			
IDEAL LAP TIME : 1:45.979		BEST LAP TIME : 1:46.448					DIFFERENCE : 0.469			
LAP	SECTOR 1	SECTOR 2		SECTOR 3		LAP TIME	MPH	DIFF	TIME OF DAY	
1 -	OUTLAP	73.7	53.070	64.5	27.194	118.5	2:01.374	72.17	14.926	10:02:06.824
2 -	35.901	91.8	50.606	55.1	IN PIT		12:59.515 P	11.23	11:13.067	10:15:06.339
3 -	OUTLAP	83.6	51.387	67.8	26.944	119.1	1:57.576	74.50	11.128	10:17:03.915
4 -	34.998	92.0	48.311	69.1	25.705	120.2	1:49.014	80.35	2.566	10:18:52.929
5 -	34.269	94.2	47.540	74.5	25.570	119.4	1:47.379	81.57	0.931	10:20:40.308
6 -	43.630	53.0	55.399	66.6	26.662	118.9	2:05.691	69.69	19.243	10:22:45.999
7 -	34.124	93.2	48.011	73.9	25.572	119.4	1:47.707	81.33	1.259	10:24:33.706
8 -	34.450	95.3	47.327	76.1	25.355	120.2	1:47.132	81.76	0.684	10:26:20.838
9 -	33.727	96.9	47.422	74.4	25.299	120.0	1:46.448 (1)	82.29		10:28:07.286
10 -	33.809	96.6	47.448	73.5	25.269	120.0	1:46.526 (2)	82.23	0.078	10:29:53.812
11 -	37.563	85.2	47.719	74.8	IN PIT		3:09.945 P	46.11	1:23.497	10:33:03.757
12 -	OUTLAP	91.1	48.329	71.9	25.804	119.1	1:53.460	77.20	7.012	10:34:57.217
13 -	34.645	96.4	47.001	73.8	25.251	121.1	1:46.897 (3)	81.94	0.449	10:36:44.114
14 -	34.617	96.1	47.078	72.3	25.325	120.6	1:47.020	81.85	0.572	10:38:31.134

P3 34 M3		Jordan WEAVING					KTM - Jordan Racing / Burkert			
IDEAL LAP TIME : 1:47.765		BEST LAP TIME : 1:47.765					DIFFERENCE : 0.000			
LAP	SECTOR 1	SECTOR 2		SECTOR 3		LAP TIME	MPH	DIFF	TIME OF DAY	
1 -	OUTLAP	81.2	52.899	71.0	27.083	113.5	1:59.864	73.08	12.099	10:02:49.783
2 -	43.819	62.4	54.479	70.5	IN PIT		12:14.010 P	11.93	10:26.245	10:15:03.793
3 -	OUTLAP	85.0	51.357	74.7	26.654	114.9	1:57.382	74.62	9.617	10:17:01.175
4 -	35.498	93.9	49.307	76.8	26.094	115.9	1:50.899	78.98	3.134	10:18:52.074
5 -	35.745	95.1	48.295	77.0	25.862	116.7	1:49.902	79.70	2.137	10:20:41.976
6 -	39.544	74.4	56.920	73.7	IN PIT		2:25.008 P	60.40	37.243	10:23:06.984
7 -	OUTLAP	94.7	48.660	77.3	26.333	116.3	1:51.650	78.45	3.885	10:24:58.634
8 -	34.930	96.6	48.205	80.1	25.834	117.3	1:48.969 (3)	80.38	1.204	10:26:47.603
9 -	34.999	94.9	49.168	76.6	26.233	115.7	1:50.400	79.34	2.635	10:28:38.003
10 -	34.855	94.2	49.735	68.4	IN PIT		3:09.230 P	46.29	1:21.465	10:31:47.233
11 -	OUTLAP	87.9	50.436	77.8	26.401	115.9	1:54.556	76.46	6.791	10:33:41.789
12 -	34.689	96.1	48.001	79.0	25.694	117.3	1:48.384 (2)	80.82	0.619	10:35:30.173
13 -	34.568	96.4	47.656	82.0	25.541	117.5	1:47.765 (1)	81.28		10:37:17.938

P4 12		Edward RENDELL					Honda - Banks Racing			
IDEAL LAP TIME : 1:47.766		BEST LAP TIME : 1:47.766					DIFFERENCE : 0.000			
LAP	SECTOR 1	SECTOR 2		SECTOR 3		LAP TIME	MPH	DIFF	TIME OF DAY	
1 -	OUTLAP	79.8	52.156	72.1	27.099	114.9	2:00.691	72.58	12.925	10:02:15.600
2 -	36.396	89.4	52.955	65.5	IN PIT		13:05.168 P	11.15	11:17.402	10:15:20.768
3 -	OUTLAP	79.6	51.379	69.1	27.968	113.1	1:56.468	75.21	8.702	10:17:17.236
4 -	36.051	83.7	49.448	76.3	26.531	113.9	1:52.030	78.19	4.264	10:19:09.266

Weather / Track : Cloudy / Wet

Brands Hatch GP

Circuit Length = 2.4332 miles

Start: 10:00 Flag 10:36 End: 10:39

MCRCB BULLETIN TK085

2014 MCE British Superbike Championship - Round 5

2014 Motul British Motostar Championship

QUALIFYING 1 - SECTOR ANALYSIS

SECTOR 1 = FL to I1, SECTOR 2 = I1 to I2, SECTOR 3 = I2 to FL, DIFF = Difference To Personal Best Lap

5 -	35.477	90.9	48.230	79.5	25.905	116.1	1:49.612	79.91	1.846	10:20:58.878
6 -	37.567	91.3	49.406	77.5	26.465	111.2	1:53.438	77.22	5.672	10:22:52.316
7 -	36.073	87.3	49.397	77.3	26.270	113.1	1:51.740	78.39	3.974	10:24:44.056
8 -	35.303	91.5	48.448	74.5	26.012	113.7	1:49.763	79.80	1.997	10:26:33.819
9 -	35.028	94.1	48.625	77.5	25.977	113.7	1:49.630	79.90	1.864	10:28:23.449
10 -	34.596	93.2	47.836	79.0	25.780	114.3	1:48.212 (2)	80.95	0.446	10:30:11.661
11 -	34.666	94.3	48.364	71.6	26.360	114.3	1:49.390 (3)	80.07	1.624	10:32:01.051
12 -	35.275	89.7	48.405	80.0	25.948	113.1	1:49.628	79.90	1.862	10:33:50.679
13 -	34.365	94.3	47.816	80.6	25.585	114.9	1:47.766 (1)	81.28		10:35:38.445

P5 45 M3 Oilly SIMPSON		KTM - Oilly Simpson Racing								
IDEAL LAP TIME : 1:48.288		BEST LAP TIME : 1:48.320			DIFFERENCE : 0.032					
LAP	SECTOR 1	SECTOR 2	SECTOR 3	LAP TIME	MPH	DIFF	TIME OF DAY			
1 -	OUTLAP	61.8	56.229	65.9	IN PIT		14:00.242 P	10.42	12:11.922	10:15:03.444
2 -	OUTLAP	80.4	52.205	69.4	28.065	114.5	2:00.574	72.65	12.254	10:17:04.018
3 -	36.409	91.8	50.780	70.3	26.974	116.5	1:54.163	76.73	5.843	10:18:58.181
4 -	35.988	87.9	50.709	70.6	26.949	115.7	1:53.646	77.08	5.326	10:20:51.827
5 -	36.104	85.3	50.785	67.7	27.754	116.3	1:54.643	76.40	6.323	10:22:46.470
6 -	35.586	90.9	49.911	75.8	26.456	116.5	1:51.953	78.24	3.633	10:24:38.423
7 -	35.584	88.7	49.673	69.6	26.600	116.3	1:51.857	78.31	3.537	10:26:30.280
8 -	35.181	90.5	49.764	72.0	26.248	115.9	1:51.193	78.78	2.873	10:28:21.473
9 -	34.356	95.4	48.737	80.1	26.246	115.5	1:49.339 (2)	80.11	1.019	10:30:10.812
10 -	34.498	96.6	49.273	73.9	26.191	116.7	1:49.962	79.66	1.642	10:32:00.774
11 -	35.048	96.4	48.999	74.1	26.206	115.9	1:50.253	79.45	1.933	10:33:51.027
12 -	34.822	93.9	48.717	80.3	26.011	116.5	1:49.550 (3)	79.96	1.230	10:35:40.577
13 -	34.388	92.5	48.225	78.0	25.707	116.9	1:48.320 (1)	80.87		10:37:28.897

P6 6 Taz TAYLOR		Luyten Honda - FPW Racing / Hookless Holidays								
IDEAL LAP TIME : 1:48.678		BEST LAP TIME : 1:48.926			DIFFERENCE : 0.248					
LAP	SECTOR 1	SECTOR 2	SECTOR 3	LAP TIME	MPH	DIFF	TIME OF DAY			
1 -	OUTLAP	70.1	55.153	68.4	28.167	115.9	2:04.867	70.15	15.941	10:02:14.640
2 -	39.165	88.1	57.291	60.4	IN PIT		13:40.321 P	10.67	11:51.395	10:15:54.961
3 -	OUTLAP	81.8	52.475	65.8	28.498	114.5	2:00.282	72.82	11.356	10:17:55.243
4 -	36.189	84.2	52.059	66.6	27.621	115.3	1:55.869	75.60	6.943	10:19:51.112
5 -	35.920	87.9	50.151	74.1	26.777	115.9	1:52.848	77.62	3.922	10:21:43.960
6 -	37.731	91.3	50.199	74.5	26.729	116.9	1:54.659	76.39	5.733	10:23:38.619
7 -	35.202	90.4	49.546	72.9	26.434	117.5	1:51.182	78.78	2.256	10:25:29.801
8 -	35.263	92.1	50.160	71.9	26.321	118.1	1:51.744	78.39	2.818	10:27:21.545
9 -	35.790	91.6	50.262	76.8	25.975	119.4	1:52.027	78.19	3.101	10:29:13.572
10 -	34.607	93.9	49.132	74.8	26.652	117.5	1:50.391	79.35	1.465	10:31:03.963
11 -	35.622	90.0	48.708	77.0	26.634	116.3	1:50.964	78.94	2.038	10:32:54.927
12 -	34.627	95.4	48.594	77.7	26.466	116.5	1:49.687 (2)	79.86	0.761	10:34:44.614
13 -	34.847	93.2	48.433	76.7	26.520	116.1	1:49.800 (3)	79.77	0.874	10:36:34.414
14 -	34.518	93.8	48.185	77.9	26.223	116.7	1:48.926 (1)	80.42		10:38:23.340

P7 72 Alex PERSSON		Honda - PWR / Nordgren Racing								
IDEAL LAP TIME : 1:49.588		BEST LAP TIME : 1:49.588			DIFFERENCE : 0.000					
LAP	SECTOR 1	SECTOR 2	SECTOR 3	LAP TIME	MPH	DIFF	TIME OF DAY			
1 -	OUTLAP	75.8	57.636	61.9	34.728	114.3	2:15.816	64.49	26.228	10:02:20.480
2 -	39.119	70.2	1:00.455	58.7	IN PIT		13:21.000 P	10.93	11:31.412	10:15:41.480
3 -	OUTLAP	73.5	54.641	63.7	28.179	114.3	2:03.084	71.16	13.496	10:17:44.564
4 -	37.555	71.3	53.413	66.7	27.077	115.1	1:58.045	74.20	8.457	10:19:42.609
5 -	37.442	81.5	51.826	69.0	26.827	114.5	1:56.095	75.45	6.507	10:21:38.704
6 -	36.605	77.0	52.475	71.2	26.531	115.9	1:55.611	75.76	6.023	10:23:34.315
7 -	36.003	86.8	51.947	66.9	26.575	115.3	1:54.525	76.48	4.937	10:25:28.840
8 -	35.184	88.4	50.907	70.5	26.268	115.9	1:52.359	77.96	2.771	10:27:21.199
9 -	35.823	88.5	50.398	71.6	26.023	116.5	1:52.244	78.04	2.656	10:29:13.443
10 -	35.671	85.0	50.109	72.0	25.876	116.9	1:51.656	78.45	2.068	10:31:05.099
11 -	36.590	79.1	51.082	70.1	26.411	115.7	1:54.083	76.78	4.495	10:32:59.182
12 -	35.137	85.5	49.993	72.1	26.053	116.1	1:51.183 (2)	78.78	1.595	10:34:50.365
13 -	35.806	88.5	49.793	73.1	25.823	116.1	1:51.422 (3)	78.61	1.834	10:36:41.787
14 -	34.756	91.5	49.055	76.0	25.777	118.7	1:49.588 (1)	79.93		10:38:31.375

Weather / Track : Cloudy / Wet

Brands Hatch GP

Circuit Length = 2.4332 miles

Start: 10:00 Flag 10:36 End: 10:39

MCRCB BULLETIN TK085

2014 MCE British Superbike Championship - Round 5

2014 Motul British Motostar Championship

QUALIFYING 1 - SECTOR ANALYSIS

SECTOR 1 = FL to I1, SECTOR 2 = I1 to I2, SECTOR 3 = I2 to FL, DIFF = Difference To Personal Best Lap

P8 86 M3 Charlie NESBITT		Repli-Cast - Repli-Cast UK								
IDEAL LAP TIME : 1:49.786		BEST LAP TIME : 1:50.178			DIFFERENCE : 0.392					
LAP	SECTOR 1	SECTOR 2		SECTOR 3		LAP TIME	MPH	DIFF	TIME OF DAY	
1 -	OUTLAP	73.9	54.262	65.4	27.391	117.1	2:03.498	70.93	13.320	10:02:17.944
2 -	37.833	81.6	1:01.830	51.3	IN PIT		12:46.061 P	11.43	10:55.883	10:15:04.005
3 -	OUTLAP	79.2	51.914	66.6	27.104	114.3	1:59.410	73.35	9.232	10:17:03.415
4 -	36.175	88.7	51.257	69.1	26.753	115.5	1:54.185	76.71	4.007	10:18:57.600
5 -	35.817	82.9	51.000	64.7	26.923	114.5	1:53.740	77.01	3.562	10:20:51.340
6 -	35.735	86.8	50.314	69.5	26.441	114.1	1:52.490	77.87	2.312	10:22:43.830
7 -	35.565	83.4	49.883	66.3	26.563	115.7	1:52.011	78.20	1.833	10:24:35.841
8 -	36.234	81.5	50.652	67.2	26.699	114.3	1:53.585	77.12	3.407	10:26:29.426
9 -	35.395	80.5	50.218	70.0	26.528	116.3	1:52.141	78.11	1.963	10:28:21.567
10 -	35.294	88.1	55.620	65.1	IN PIT		2:52.400 P	50.81	1:02.222	10:31:13.967
11 -	OUTLAP	88.4	49.737	70.4	26.490	115.5	1:56.036	75.49	5.858	10:33:10.003
12 -	34.874	91.0	49.231	72.2	26.215	115.5	1:50.320 (3)	79.40	0.142	10:35:00.323
13 -	34.723	89.1	49.589	74.3	25.866	116.3	1:50.178 (1)	79.50		10:36:50.501
14 -	34.764	89.3	49.634	70.7	25.832	115.3	1:50.230 (2)	79.46	0.052	10:38:40.731

P9 61 M3 Ernst DUBBINK		Honda - Ernst Dubbink Racing								
IDEAL LAP TIME : 1:49.834		BEST LAP TIME : 1:50.203			DIFFERENCE : 0.369					
LAP	SECTOR 1	SECTOR 2		SECTOR 3		LAP TIME	MPH	DIFF	TIME OF DAY	
1 -	OUTLAP	75.6	56.669	53.6	IN PIT		2:49.578 P	51.65	59.375	10:18:42.695
2 -	OUTLAP	79.4	53.529	61.6	27.402	115.5	2:01.850	71.89	11.647	10:20:44.545
3 -	37.886	79.9	51.988	62.6	27.024	116.7	1:56.898	74.93	6.695	10:22:41.443
4 -	36.477	87.7	51.024	65.1	26.470	118.5	1:53.971	76.86	3.768	10:24:35.414
5 -	36.496	78.6	51.599	65.5	IN PIT		2:32.647 P	57.38	42.444	10:27:08.061
6 -	OUTLAP	78.9	52.729	64.2	26.622	119.1	2:00.755	72.54	10.552	10:29:08.816
7 -	36.320	81.7	51.061	68.9	26.250	118.5	1:53.631	77.09	3.428	10:31:02.447
8 -	37.376	82.0	50.280	68.0	26.129	116.5	1:53.785	76.98	3.582	10:32:56.232
9 -	35.997	84.8	50.612	66.5	26.099	118.9	1:52.708 (3)	77.72	2.505	10:34:48.940
10 -	35.484	88.4	49.083	71.3	25.777	118.3	1:50.344 (2)	79.38	0.141	10:36:39.284
11 -	34.974	89.0	49.215	72.1	26.014	114.9	1:50.203 (1)	79.48		10:38:29.487

P10 65 Josh OWENS		Honda - RCD Motorsport								
IDEAL LAP TIME : 1:50.179		BEST LAP TIME : 1:50.433			DIFFERENCE : 0.254					
LAP	SECTOR 1	SECTOR 2		SECTOR 3		LAP TIME	MPH	DIFF	TIME OF DAY	
1 -	OUTLAP	79.0	54.322	75.7	27.646	113.1	2:03.260	71.06	12.827	10:02:10.213
2 -	37.242	82.7	54.186	58.7	IN PIT		12:55.963 P	11.28	11:05.530	10:15:06.176
3 -	OUTLAP	87.3	53.113	68.6	27.518	113.5	2:00.690	72.58	10.257	10:17:06.866
4 -	36.915	84.7	51.888	66.1	IN PIT		3:10.488 P	45.98	1:20.055	10:20:17.354
5 -	OUTLAP	80.4	53.415	68.2	27.794	111.4	2:02.829	71.31	12.396	10:22:20.183
6 -	36.863	92.0	51.327	70.9	27.100	111.6	1:55.290	75.98	4.857	10:24:15.473
7 -	36.389	90.4	50.408	71.6	26.704	112.7	1:53.501	77.17	3.068	10:26:08.974
8 -	36.363	92.4	49.984	75.6	26.861	112.4	1:53.208	77.37	2.775	10:28:02.182
9 -	35.522	92.6	49.387	75.3	26.494	112.5	1:51.403	78.63	0.970	10:29:53.585
10 -	35.467	90.9	49.330	77.2	26.252	112.0	1:51.049 (2)	78.88	0.616	10:31:44.634
11 -	35.044	95.0	49.568	75.7	26.551	111.8	1:51.163 (3)	78.80	0.730	10:33:35.797
12 -	35.585	93.0	50.435	72.4	26.989	112.2	1:53.009	77.51	2.576	10:35:28.806
13 -	35.298	92.1	49.001	79.0	26.134	113.9	1:50.433 (1)	79.32		10:37:19.239

P11 36 M3 Jayson URIBE		Honda - FPW Racing / RSR								
IDEAL LAP TIME : 1:50.534		BEST LAP TIME : 1:50.534			DIFFERENCE : 0.000					
LAP	SECTOR 1	SECTOR 2		SECTOR 3		LAP TIME	MPH	DIFF	TIME OF DAY	
1 -	OUTLAP	70.9	54.397	62.9	28.059	114.5	2:03.864	70.72	13.330	10:02:15.173
2 -	37.705	88.8	56.531	57.7	IN PIT		15:00.360 P	9.72	13:09.826	10:17:15.533
3 -	OUTLAP	82.6	53.505	64.3	27.636	113.7	2:03.399	70.98	12.865	10:19:18.932
4 -	36.439	82.9	52.263	66.9	27.609	113.7	1:56.311	75.31	5.777	10:21:15.243
5 -	36.923	84.8	51.944	65.3	27.568	112.5	1:56.435	75.23	5.901	10:23:11.678
6 -	36.686	81.3	51.322	67.7	27.391	114.5	1:55.399	75.90	4.865	10:25:07.077

Weather / Track : Cloudy / Wet

Brands Hatch GP

Circuit Length = 2.4332 miles

Start: 10:00 Flag 10:36 End: 10:39

MCRCB BULLETIN TK085

2014 MCE British Superbike Championship - Round 5

2014 Motul British Motostar Championship

QUALIFYING 1 - SECTOR ANALYSIS

SECTOR 1 = FL to I1, SECTOR 2 = I1 to I2, SECTOR 3 = I2 to FL, DIFF = Difference To Personal Best Lap

7 -	35.925	87.4	50.719	69.0	27.161	113.1	1:53.805	76.97	3.271	10:27:00.882
8 -	36.434	91.5	50.310	71.0	26.786	112.9	1:53.530	77.15	2.996	10:28:54.412
9 -	35.635	90.5	50.108	73.1	26.837	112.0	1:52.580	77.80	2.046	10:30:46.992
10 -	35.556	90.4	50.100	69.9	26.674	112.9	1:52.330 (3)	77.98	1.796	10:32:39.322
11 -	38.327	56.2	1:03.300	73.1	26.548	112.7	2:08.175	68.34	17.641	10:34:47.497
12 -	34.772	93.7	49.468	73.1	26.294	114.1	1:50.534 (1)	79.25		10:36:38.031
13 -	35.273	89.4	49.750	74.3	26.363	113.7	1:51.386 (2)	78.64	0.852	10:38:29.417

P12 90		Greg GREENWOOD					Luyten Honda - FPW Racing				
IDEAL LAP TIME : 1:50.798		BEST LAP TIME : 1:50.972			DIFFERENCE : 0.174						
LAP	SECTOR 1	SECTOR 2		SECTOR 3		LAP TIME	MPH	DIFF	TIME OF DAY		
1 -	OUTLAP	69.6	58.005	63.8	28.294	114.9	2:11.596	66.56	20.624	10:02:17.133	
2 -	40.192	76.3	1:02.923	53.2	IN PIT		12:48.776 P	11.39	10:57.804	10:15:05.909	
3 -	OUTLAP	75.9	55.633	60.1	29.851	114.5	2:08.433	68.20	17.461	10:17:14.342	
4 -	38.696	77.7	54.131	65.6	28.441	114.9	2:01.268	72.23	10.296	10:19:15.610	
5 -	38.351	76.8	53.437	67.3	27.953	115.3	1:59.741	73.15	8.769	10:21:15.351	
6 -	37.612	79.6	52.677	65.6	27.322	114.7	1:57.611	74.48	6.639	10:23:12.962	
7 -	38.043	83.0	52.017	69.6	28.008	113.3	1:58.068	74.19	7.096	10:25:11.030	
8 -	36.655	85.2	50.896	72.7	26.895	114.1	1:54.446	76.54	3.474	10:27:05.476	
9 -	36.322	88.1	50.921	72.8	27.016	113.1	1:54.259	76.66	3.287	10:28:59.735	
10 -	36.364	88.5	50.469	72.7	26.921	112.9	1:53.754 (2)	77.00	2.782	10:30:53.489	
11 -	36.731	90.0	50.260	74.7	26.804	112.0	1:53.795 (3)	76.97	2.823	10:32:47.284	
12 -	36.409	87.1	51.536	73.7	27.389	111.6	1:55.334	75.95	4.362	10:34:42.618	
13 -	38.144	89.5	49.891	75.8	26.490	113.3	1:54.525	76.48	3.553	10:36:37.143	
14 -	35.176	93.0	49.132	77.2	26.664	113.1	1:50.972 (1)	78.93		10:38:28.115	

P13 11		Joseph THOMAS					Honda - Moto UK Racing				
IDEAL LAP TIME : 1:51.702		BEST LAP TIME : 1:51.702			DIFFERENCE : 0.000						
LAP	SECTOR 1	SECTOR 2		SECTOR 3		LAP TIME	MPH	DIFF	TIME OF DAY		
1 -	OUTLAP	70.1	53.862	61.3	28.786	111.1	2:03.493	70.93	11.791	10:02:06.579	
2 -	37.278	77.3	58.761	47.1	IN PIT		13:05.812 P	11.14	11:14.110	10:15:12.391	
3 -	OUTLAP	73.7	53.036	63.7	27.537	113.1	2:01.262	72.23	9.560	10:17:13.653	
4 -	36.451	80.4	51.553	63.7	27.161	111.8	1:55.165 (2)	76.06	3.463	10:19:08.818	
5 -	35.800	81.4	49.430	69.7	26.472	112.2	1:51.702 (1)	78.42		10:21:00.520	

P14 127		Georgina POLDEN					Honda - RS Racing				
IDEAL LAP TIME : 1:51.526		BEST LAP TIME : 1:51.703			DIFFERENCE : 0.177						
LAP	SECTOR 1	SECTOR 2		SECTOR 3		LAP TIME	MPH	DIFF	TIME OF DAY		
1 -	OUTLAP	75.2	56.606	60.8	IN PIT		13:36.240 P	10.73	11:44.537	10:15:03.907	
2 -	OUTLAP	71.0	55.795	65.3	27.340	118.9	2:07.250	68.83	15.547	10:17:11.157	
3 -	38.331	81.6	53.398	65.8	26.711	120.9	1:58.440	73.96	6.737	10:19:09.597	
4 -	36.625	78.6	51.397	67.5	26.518	118.7	1:54.540	76.47	2.837	10:21:04.137	
5 -	36.721	81.4	51.499	67.0	26.517	119.4	1:54.737	76.34	3.034	10:22:58.874	
6 -	36.595	85.0	50.901	70.6	26.131	118.9	1:53.627	77.09	1.924	10:24:52.501	
7 -	38.116	81.6	55.627	69.5	27.509	118.7	2:01.252	72.24	9.549	10:26:53.753	
8 -	36.439	89.2	50.409	71.9	26.211	120.0	1:53.059 (3)	77.48	1.356	10:28:46.812	
9 -	35.390	88.4	50.005	70.7	26.308	118.9	1:51.703 (1)	78.42		10:30:38.515	
10 -	35.851	90.6	50.159	72.7	26.178	120.4	1:52.188 (2)	78.08	0.485	10:32:30.703	
11 -	36.783	87.9	52.320	68.2	IN PIT		2:36.486 P	55.97	44.783	10:35:07.189	
12 -	OUTLAP	80.1	52.948	66.7	27.251	117.7	2:02.274	71.64	10.571	10:37:09.463	

P15 142 M3		Brian SLOOTEN					Honda - Bakker Frames Holland				
IDEAL LAP TIME : 1:51.689		BEST LAP TIME : 1:51.746			DIFFERENCE : 0.057						
LAP	SECTOR 1	SECTOR 2		SECTOR 3		LAP TIME	MPH	DIFF	TIME OF DAY		
1 -	OUTLAP	67.0	59.326	59.5	30.142	104.0	2:15.555	64.62	23.809	10:02:24.215	
2 -	41.074	74.7	1:05.215	56.2	IN PIT		12:43.326 P	11.47	10:51.580	10:15:07.541	
3 -	OUTLAP	69.9	57.016	57.3	29.264	110.3	2:09.953	67.40	18.207	10:17:17.494	
4 -	38.583	78.6	55.634	59.9	28.361	112.4	2:02.578	71.46	10.832	10:19:20.072	
5 -	38.034	81.3	53.922	62.1	28.751	112.0	2:00.707	72.57	8.961	10:21:20.779	
6 -	38.613	80.0	53.769	63.3	27.979	112.4	2:00.361	72.77	8.615	10:23:21.140	

Weather / Track : Cloudy / Wet

Brands Hatch GP

Circuit Length = 2.4332 miles

Start: 10:00 Flag 10:36 End: 10:39

MCRCB BULLETIN TK085

2014 MCE British Superbike Championship - Round 5

2014 Motul British Motostar Championship

QUALIFYING 1 - SECTOR ANALYSIS

SECTOR 1 = FL to I1, SECTOR 2 = I1 to I2, SECTOR 3 = I2 to FL, DIFF = Difference To Personal Best Lap

7 -	36.550	85.1	52.623	64.0	27.970	112.0	1:57.143	74.77	5.397	10:25:18.283
8 -	36.487	83.7	52.432	64.7	27.346	112.5	1:56.265	75.34	4.519	10:27:14.548
9 -	36.628	82.9	51.752	68.4	26.912	113.1	1:55.292	75.97	3.546	10:29:09.840
10 -	36.052	82.9	51.487	66.3	27.215	115.1	1:54.754	76.33	3.008	10:31:04.594
11 -	36.449	82.6	50.948	70.4	27.157	110.9	1:54.554	76.46	2.808	10:32:59.148
12 -	35.813	86.9	50.594	69.8	26.567	113.9	1:52.974 (3)	77.53	1.228	10:34:52.122
13 -	35.090	87.8	50.032	69.8	26.624	113.7	1:51.746 (1)	78.39		10:36:43.868
14 -	35.749	87.6	50.140	71.9	26.786	112.7	1:52.675 (2)	77.74	0.929	10:38:36.543

P16	35	Elliot LODGE	Honda - SP125 / Spike Racing							
IDEAL LAP TIME : 1:51.242		BEST LAP TIME : 1:51.859		DIFFERENCE : 0.617						
LAP	SECTOR 1	SECTOR 2	SECTOR 3	LAP TIME	MPH	DIFF	TIME OF DAY			
1 -	OUTLAP	71.5	55.861	60.2	29.180	112.0	2:08.566	68.13	16.707	10:02:15.630
2 -	38.229	80.1	58.074	56.8	IN PIT		12:56.101	P	11.28	11:04.242
3 -	OUTLAP	66.1	58.461	56.7	30.770	103.4	2:13.124	65.80	21.265	10:17:24.855
4 -	41.629	67.9	57.293	63.4	28.658	104.2	2:07.580	68.66	15.721	10:19:32.435
5 -	39.165	77.5	54.382	67.7	27.989	110.5	2:01.536	72.07	9.677	10:21:33.971
6 -	38.182	82.4	53.002	67.3	27.977	110.3	1:59.161	73.51	7.302	10:23:33.132
7 -	36.609	85.1	52.353	68.8	27.325	112.0	1:56.287	75.32	4.428	10:25:29.419
8 -	36.217	88.4	51.353	69.2	26.940	111.8	1:54.510	76.49	2.651	10:27:23.929
9 -	36.159	87.3	51.387	69.8	26.809	111.8	1:54.355	76.60	2.496	10:29:18.284
10 -	35.453	89.4	50.654	70.3	26.573	111.2	1:52.680 (3)	77.74	0.821	10:31:10.964
11 -	35.299	88.4	50.275	69.1	26.807	111.1	1:52.381 (2)	77.94	0.522	10:33:03.345
12 -	35.499	90.5	50.661	74.5	27.014	113.1	1:53.174	77.40	1.315	10:34:56.519
13 -	37.178	88.5	49.730	73.5	26.308	112.0	1:53.216	77.37	1.357	10:36:49.735
14 -	35.239	86.1	50.347	72.5	26.273	112.4	1:51.859 (1)	78.31		10:38:41.594

P17	13 M3	Sam BURMAN	Honda - WNT / Burman Racing							
IDEAL LAP TIME : 1:51.889		BEST LAP TIME : 1:52.071		DIFFERENCE : 0.182						
LAP	SECTOR 1	SECTOR 2	SECTOR 3	LAP TIME	MPH	DIFF	TIME OF DAY			
1 -	OUTLAP	79.0	56.009	62.1	28.191	115.9	2:06.704	69.13	14.633	10:02:12.936
2 -	38.501	82.2	55.774	57.7	IN PIT		12:51.559	P	11.35	10:59.488
3 -	OUTLAP	79.7	53.838	69.3	27.741	115.3	2:01.053	72.36	8.982	10:17:05.548
4 -	37.461	81.9	52.371	66.7	27.158	115.9	1:56.990	74.87	4.919	10:19:02.538
5 -	36.384	84.0	51.297	70.4	26.797	115.3	1:54.478	76.51	2.407	10:20:57.016
6 -	36.128	85.8	51.267	67.9	27.001	115.1	1:54.396	76.57	2.325	10:22:51.412
7 -	36.647	85.5	51.314	69.9	26.847	114.3	1:54.808	76.29	2.737	10:24:46.220
8 -	36.090	83.8	51.927	65.6	IN PIT		3:18.455	P	44.14	1:26.384
9 -	OUTLAP	78.3	53.177	66.9	27.009	114.1	2:01.055	72.36	8.984	10:30:05.730
10 -	35.713	86.1	51.572	69.7	26.784	114.7	1:54.069	76.79	1.998	10:31:59.799
11 -	36.284	84.6	50.052	70.3	26.298	115.7	1:52.634 (2)	77.77	0.563	10:33:52.433
12 -	35.615	89.4	49.976	70.4	26.480	114.1	1:52.071 (1)	78.16		10:35:44.504
13 -	35.698	87.4	50.873	70.1	26.751	114.5	1:53.322 (3)	77.30	1.251	10:37:37.826

P18	84	Daniel HERMANSSON	TSR Luyten - FPW Racing							
IDEAL LAP TIME : 1:52.112		BEST LAP TIME : 1:52.692		DIFFERENCE : 0.580						
LAP	SECTOR 1	SECTOR 2	SECTOR 3	LAP TIME	MPH	DIFF	TIME OF DAY			
1 -	OUTLAP	71.3	58.048	66.4	IN PIT		15:10.340	P	9.62	13:17.648
2 -	OUTLAP	62.9	58.023	62.6	29.025	112.0	2:10.778	66.98	18.086	10:17:25.509
3 -	38.815	77.7	54.453	65.2	27.618	113.1	2:00.886	72.46	8.194	10:19:26.395
4 -	37.247	81.7	53.210	63.7	27.853	113.3	1:58.310	74.04	5.618	10:21:24.705
5 -	37.848	79.4	54.097	66.2	27.350	113.3	1:59.295	73.43	6.603	10:23:24.000
6 -	36.264	87.1	51.657	71.7	26.973	113.7	1:54.894	76.24	2.202	10:25:18.894
7 -	36.391	83.2	54.503	55.3	28.706	113.5	1:59.600	73.24	6.908	10:27:18.494
8 -	36.842	88.3	51.095	71.6	26.726	114.7	1:54.663	76.39	1.971	10:29:13.157
9 -	35.762	85.1	51.194	73.2	26.344	114.3	1:53.300 (3)	77.31	0.608	10:31:06.457
10 -	35.866	82.8	52.362	59.3	30.855	113.7	1:59.083	73.56	6.391	10:33:05.540
11 -	36.338	80.4	52.720	63.4	26.916	115.3	1:55.974	75.53	3.282	10:35:01.514
12 -	35.391	89.2	50.377	72.0	26.924	112.4	1:52.692 (1)	77.73		10:36:54.206
13 -	35.749	89.3	50.573	71.7	26.915	113.9	1:53.237 (2)	77.35	0.545	10:38:47.443

Weather / Track : Cloudy / Wet

Brands Hatch GP
Circuit Length = 2.4332 miles
Start: 10:00 Flag 10:36 End: 10:39

MCRCB BULLETIN TK085

2014 MCE British Superbike Championship - Round 5

2014 Motul British Motostar Championship

QUALIFYING 1 - SECTOR ANALYSIS

SECTOR 1 = FL to I1, SECTOR 2 = I1 to I2, SECTOR 3 = I2 to FL, DIFF = Difference To Personal Best Lap

P19 25 M3		Mike BROUWERS					Honda - Joma / Brouwers Racing Team			
IDEAL LAP TIME : 1:52.119		BEST LAP TIME : 1:52.738			DIFFERENCE : 0.619					
LAP	SECTOR 1	SECTOR 2		SECTOR 3		LAP TIME	MPH	DIFF	TIME OF DAY	
1 -	OUTLAP	78.4	53.250	64.6	27.527	114.5	2:03.389	70.99	10.651	10:02:08.202
2 -	36.897	85.2	54.322	59.3	IN PIT		12:56.434 P	11.28	11:03.696	10:15:04.636
3 -	OUTLAP	81.4	52.370	68.2	27.988	114.3	2:01.302	72.21	8.564	10:17:05.938
4 -	36.949	86.4	51.025	71.0	26.919	113.7	1:54.893	76.24	2.155	10:19:00.831
5 -	36.831	88.7	49.995	71.8	26.709	112.9	1:53.535	77.15	0.797	10:20:54.366
6 -	36.344	88.1	49.874	72.5	26.800	113.5	1:53.018 (3)	77.50	0.280	10:22:47.384
7 -	36.554	89.7	49.603	73.9	26.581	113.1	1:52.738 (1)	77.70		10:24:40.122
8 -	35.935	90.5	50.171	74.8	26.709	113.5	1:52.815 (2)	77.64	0.077	10:26:32.937

P20 43		Arnie SHELTON					Honda - e3 Motorsport with Shelton Racing			
IDEAL LAP TIME : 1:51.531		BEST LAP TIME : 1:53.086			DIFFERENCE : 1.555					
LAP	SECTOR 1	SECTOR 2		SECTOR 3		LAP TIME	MPH	DIFF	TIME OF DAY	
1 -	OUTLAP	75.6	56.438	63.1	29.287	113.5	2:07.281	68.82	14.195	10:02:25.839
2 -	40.539	74.8	1:01.410	62.2	IN PIT		12:40.039 P	11.52	10:46.953	10:15:05.878
3 -	OUTLAP	72.2	55.798	63.6	28.507	114.7	2:09.137	67.83	16.051	10:17:15.015
4 -	39.219	78.4	53.171	64.7	28.000	114.1	2:00.390	72.76	7.304	10:19:15.405
5 -	37.999	78.7	53.476	69.8	27.529	113.7	1:59.004	73.60	5.918	10:21:14.409
6 -	38.036	78.3	52.547	65.3	27.578	116.1	1:58.161	74.13	5.075	10:23:12.570
7 -	38.115	81.9	51.989	70.7	27.656	113.7	1:57.760	74.38	4.674	10:25:10.330
8 -	37.140	86.0	51.545	70.1	27.020	115.3	1:55.705	75.70	2.619	10:27:06.035
9 -	37.498	84.5	51.706	72.0	27.232	114.1	1:56.436	75.23	3.350	10:29:02.471
10 -	36.990	86.8	50.662	73.1	26.687	114.1	1:54.339	76.61	1.253	10:30:56.810
11 -	36.099	85.2	50.793	71.0	26.860	113.3	1:53.752 (2)	77.00	0.666	10:32:50.562
12 -	36.649	87.0	50.708	74.5	26.657	113.7	1:54.014 (3)	76.83	0.928	10:34:44.576
13 -	36.582	86.8	50.039	72.1	26.465	114.9	1:53.086 (1)	77.46		10:36:37.662

P21 42 M3		James HOBSON					Honda - Two 4 Motorsport with RS Racing			
IDEAL LAP TIME : 1:53.306		BEST LAP TIME : 1:53.418			DIFFERENCE : 0.112					
LAP	SECTOR 1	SECTOR 2		SECTOR 3		LAP TIME	MPH	DIFF	TIME OF DAY	
1 -	OUTLAP	74.9	56.363	62.0	28.768	117.1	2:08.240	68.30	14.822	10:02:22.105
2 -	38.599	78.0	59.917	53.3	IN PIT		12:44.724 P	11.45	10:51.306	10:15:06.829
3 -	OUTLAP	73.4	56.010	60.6	29.033	115.5	2:07.257	68.83	13.839	10:17:14.086
4 -	38.106	81.1	53.570	66.5	27.866	116.3	1:59.542	73.27	6.124	10:19:13.628
5 -	37.568	83.1	53.337	65.5	27.874	116.5	1:58.779	73.74	5.361	10:21:12.407
6 -	38.634	78.3	52.658	68.4	27.680	115.5	1:58.972	73.62	5.554	10:23:11.379
7 -	36.712	83.6	51.445	68.6	27.338	116.5	1:55.495	75.84	2.077	10:25:06.874
8 -	36.635	82.7	51.112	68.6	27.203	116.7	1:54.950	76.20	1.532	10:27:01.824
9 -	36.598	87.2	50.990	72.0	27.010	117.3	1:54.598	76.43	1.180	10:28:56.422
10 -	36.256	86.1	52.811	70.4	27.729	114.1	1:56.796	75.00	3.378	10:30:53.218
11 -	39.459	78.1	55.665	61.7	27.502	117.1	2:02.626	71.43	9.208	10:32:55.844
12 -	36.137	86.5	51.346	66.6	26.874	117.1	1:54.357 (3)	76.60	0.939	10:34:50.201
13 -	36.156	82.0	50.588	73.8	26.674	117.7	1:53.418 (1)	77.23		10:36:43.619
14 -	36.044	83.0	50.610	68.6	26.910	117.9	1:53.564 (2)	77.13	0.146	10:38:37.183

P22 4		Louis VALLELEY					KTM - Century 21 / Cresswell Racing			
IDEAL LAP TIME : 1:53.224		BEST LAP TIME : 1:53.802			DIFFERENCE : 0.578					
LAP	SECTOR 1	SECTOR 2		SECTOR 3		LAP TIME	MPH	DIFF	TIME OF DAY	
1 -	OUTLAP	75.4	55.168	68.8	27.762	109.8	2:04.940	70.11	11.138	10:02:52.476
2 -	42.498	53.3	1:07.926	60.2	IN PIT		12:12.094 P	11.96	10:18.292	10:15:04.570
3 -	OUTLAP	83.0	54.055	64.4	28.032	112.2	2:02.823	71.32	9.021	10:17:07.393
4 -	36.947	88.5	52.243	71.0	27.527	109.4	1:56.717	75.05	2.915	10:19:04.110
5 -	36.285	89.7	51.605	71.6	26.792	109.6	1:54.682 (3)	76.38	0.880	10:20:58.792
6 -	35.883	89.0	51.706	71.3	26.719	110.1	1:54.308 (2)	76.63	0.506	10:22:53.100
7 -	35.523	89.0	50.982	68.4	27.297	109.8	1:53.802 (1)	76.97		10:24:46.902
8 -	36.862	90.3	51.270	73.1	27.220	109.1	1:55.352	75.94	1.550	10:26:42.254

Weather / Track : Cloudy / Wet

Brands Hatch GP

Circuit Length = 2.4332 miles

Start: 10:00 Flag 10:36 End: 10:39

MCRCB BULLETIN TK085

2014 MCE British Superbike Championship - Round 5

2014 Motul British Motostar Championship

QUALIFYING 1 - SECTOR ANALYSIS

SECTOR 1 = FL to I1, SECTOR 2 = I1 to I2, SECTOR 3 = I2 to FL, DIFF = Difference To Personal Best Lap

P23		74 M3		Joe THOMPSON			Repli-Cast - Repli-Cast UK				
IDEAL LAP TIME : 1:54.147		BEST LAP TIME : 1:54.147			DIFFERENCE : 0.000						
LAP	SECTOR 1	SECTOR 2		SECTOR 3		LAP TIME	MPH	DIFF	TIME OF DAY		
1 -	OUTLAP	63.6	58.469	59.5	30.542	108.4	2:13.672	65.53	19.525	10:02:21.037	
2 -	39.188	75.4	1:02.748	46.1	IN PIT		12:46.301 P	11.43	10:52.154	10:15:07.338	
3 -	OUTLAP	71.6	55.149	61.6	28.494	110.3	2:05.676	69.70	11.529	10:17:13.014	
4 -	37.622	78.3	53.713	63.6	27.967	111.1	1:59.302	73.42	5.155	10:19:12.316	
5 -	37.954	75.4	53.668	64.9	28.164	110.3	1:59.786	73.12	5.639	10:21:12.102	
6 -	38.680	76.3	53.968	65.9	27.703	110.5	2:00.351	72.78	6.204	10:23:12.453	
7 -	38.811	78.1	53.313	64.7	27.778	111.6	1:59.902	73.05	5.755	10:25:12.355	
8 -	37.144	79.1	52.524	65.4	27.214	111.8	1:56.882	74.94	2.735	10:27:09.237	
9 -	38.147	80.3	52.346	68.3	27.704	113.7	1:58.197	74.11	4.050	10:29:07.434	
10 -	36.864	83.7	52.793	67.8	27.330	112.5	1:56.987	74.87	2.840	10:31:04.421	
11 -	37.144	78.7	51.770	70.1	27.223	111.4	1:56.137 (2)	75.42	1.990	10:33:00.558	
12 -	36.778	79.9	52.238	65.7	27.568	109.2	1:56.584 (3)	75.13	2.437	10:34:57.142	
13 -	37.065	79.0	52.548	67.8	27.398	111.4	1:57.011	74.86	2.864	10:36:54.153	
14 -	36.383	84.9	50.885	68.8	26.879	111.8	1:54.147 (1)	76.74		10:38:48.300	

P24		47		Jake ARCHER			Honda - Jake Archer Racing				
IDEAL LAP TIME : 1:54.525		BEST LAP TIME : 1:54.525			DIFFERENCE : 0.000						
LAP	SECTOR 1	SECTOR 2		SECTOR 3		LAP TIME	MPH	DIFF	TIME OF DAY		
1 -	OUTLAP	63.1	58.601	64.0	28.879	111.8	2:13.292	65.71	18.767	10:02:19.295	
2 -	40.147	74.1	1:02.848	46.4	IN PIT		12:43.835 P	11.46	10:49.310	10:15:03.130	
3 -	OUTLAP	74.6	56.399	61.8	28.816	111.6	2:05.620	69.73	11.095	10:17:08.750	
4 -	39.122	79.0	54.110	62.8	28.578	112.0	2:01.810	71.91	7.285	10:19:10.560	
5 -	38.981	75.2	53.724	64.0	28.488	110.7	2:01.193	72.28	6.668	10:21:11.753	
6 -	38.856	75.0	53.319	64.9	28.224	110.9	2:00.399	72.75	5.874	10:23:12.152	
7 -	38.101	79.2	52.365	65.5	28.339	112.2	1:58.805	73.73	4.280	10:25:10.957	
8 -	38.022	77.6	52.175	68.1	27.771	111.6	1:57.968	74.25	3.443	10:27:08.925	
9 -	38.216	79.2	51.574	67.9	27.607	111.6	1:57.397	74.61	2.872	10:29:06.322	
10 -	37.600	82.6	52.527	66.6	27.562	111.8	1:57.689	74.43	3.164	10:31:04.011	
11 -	37.174	77.7	51.406	68.5	27.291	112.0	1:55.871 (2)	75.59	1.346	10:32:59.882	
12 -	37.277	78.4	51.737	68.4	27.285	113.5	1:56.299 (3)	75.32	1.774	10:34:56.181	
13 -	37.891	81.4	51.383	69.4	27.048	112.2	1:56.322	75.30	1.797	10:36:52.503	
14 -	36.927	82.7	50.620	70.6	26.978	112.0	1:54.525 (1)	76.48		10:38:47.028	

P25		88		Wesley JONKER			Honda - Racing Family				
IDEAL LAP TIME : 1:54.866		BEST LAP TIME : 1:54.866			DIFFERENCE : 0.000						
LAP	SECTOR 1	SECTOR 2		SECTOR 3		LAP TIME	MPH	DIFF	TIME OF DAY		
1 -	OUTLAP	64.5	1:02.522	57.3	IN PIT		14:57.853 P	9.75	13:02.987	10:15:04.505	
2 -	OUTLAP	68.0	58.503	62.7	30.689	106.1	2:17.866	63.53	23.000	10:17:22.371	
3 -	42.365	66.4	55.681	60.2	28.849	109.6	2:06.895	69.03	12.029	10:19:29.266	
4 -	39.005	77.4	54.102	65.7	28.349	108.4	2:01.456	72.12	6.590	10:21:30.722	
5 -	41.880	73.9	56.174	64.3	IN PIT		3:00.669 P	48.48	1:05.803	10:24:31.391	
6 -	OUTLAP	71.6	53.692	68.8	27.373	112.4	2:03.051	71.18	8.185	10:26:34.442	
7 -	37.798	80.3	53.297	67.3	27.389	111.8	1:58.484	73.93	3.618	10:28:32.926	
8 -	38.312	80.4	52.903	68.1	27.339	110.9	1:58.554	73.88	3.688	10:30:31.480	
9 -	38.265	80.6	52.625	67.6	27.460	110.3	1:58.350	74.01	3.484	10:32:29.830	
10 -	37.756	82.8	53.028	67.6	27.535	110.5	1:58.319 (3)	74.03	3.453	10:34:28.149	
11 -	37.496	78.5	51.800	70.7	26.992	111.1	1:56.288 (2)	75.32	1.422	10:36:24.437	
12 -	37.063	82.2	51.078	71.8	26.725	111.8	1:54.866 (1)	76.26		10:38:19.303	

P26		7		Jamie ASHBY			Honda - JPA Racing / SP125				
IDEAL LAP TIME : 1:55.130		BEST LAP TIME : 1:55.138			DIFFERENCE : 0.008						
LAP	SECTOR 1	SECTOR 2		SECTOR 3		LAP TIME	MPH	DIFF	TIME OF DAY		
1 -	OUTLAP	70.3	57.003	61.6	IN PIT		15:01.349 P	9.71	13:06.211	10:15:13.440	
2 -	OUTLAP	75.6	56.266	65.8	29.088	112.2	2:07.317	68.80	12.179	10:17:20.757	
3 -	39.012	77.6	53.337	62.6	28.012	112.9	2:00.361	72.77	5.223	10:19:21.118	
4 -	37.926	82.0	52.970	65.7	27.966	112.7	1:58.862	73.69	3.724	10:21:19.980	
5 -	37.903	76.7	51.732	65.4	27.600	112.9	1:57.235	74.72	2.097	10:23:17.215	

Weather / Track : Cloudy / Wet

Brands Hatch GP

Circuit Length = 2.4332 miles

Start: 10:00 Flag 10:36 End: 10:39

MCRCB BULLETIN TK085

2014 MCE British Superbike Championship - Round 5

2014 Motul British Motostar Championship

QUALIFYING 1 - SECTOR ANALYSIS

SECTOR 1 = FL to I1, SECTOR 2 = I1 to I2, SECTOR 3 = I2 to FL, DIFF = Difference To Personal Best Lap

6 -	37.638	78.1	51.408	67.3	27.542	113.3	1:56.588 (3)	75.13	1.450	10:25:13.803
7 -	37.211	81.7	51.386	65.6	27.263	114.9	1:55.860 (2)	75.60	0.722	10:27:09.663
8 -	37.942	82.2	52.107	71.0	27.356	113.1	1:57.405	74.61	2.267	10:29:07.068
9 -	36.943	86.9	50.924	66.3	27.271	112.4	1:55.138 (1)	76.08		10:31:02.206
10 -	37.126	82.0	51.629	66.1	28.108	111.6	1:56.863	74.95	1.725	10:32:59.069
11 -	37.560	80.4	51.925	65.9	27.433	111.8	1:56.918	74.92	1.780	10:34:55.987
12 -	37.719	82.2	52.352	66.2	27.576	113.1	1:57.647	74.45	2.509	10:36:53.634
13 -	37.339	82.8	52.156	66.5	27.662	111.6	1:57.157	74.77	2.019	10:38:50.791

P27 124	Tasia RODINK		Honda - Promemo Racing							
IDEAL LAP TIME : 1:56.727		BEST LAP TIME : 1:56.727		DIFFERENCE : 0.000						
LAP	SECTOR 1	SECTOR 2	SECTOR 3	LAP TIME	MPH	DIFF	TIME OF DAY			
1 -	OUTLAP	63.7	1:03.187	56.2	IN PIT	15:00.987 P	9.72	13:04.260	10:15:09.346	
2 -	OUTLAP	66.7	58.767	56.4	30.320	108.0	2:14.671	65.04	17.944	10:17:24.017
3 -	41.997	67.1	56.684	58.3	28.768	111.2	2:07.449	68.73	10.722	10:19:31.466
4 -	39.544	74.4	55.041	62.4	28.659	110.1	2:03.244	71.07	6.517	10:21:34.710
5 -	40.115	72.9	55.520	62.7	28.333	111.2	2:03.968	70.66	7.241	10:23:38.678
6 -	38.625	77.3	54.048	61.9	27.917	111.4	2:00.590	72.64	3.863	10:25:39.268
7 -	38.919	76.6	53.559	64.5	27.539	112.4	2:00.017 (3)	72.98	3.290	10:27:39.285
8 -	38.311	77.6	53.519	66.1	IN PIT	3:20.421 P	43.70	1:23.694	10:30:59.706	
9 -	OUTLAP	77.3	53.689	62.7	28.479	112.2	2:12.045	66.33	15.318	10:33:11.751
10 -	38.808	75.8	52.598	65.8	27.690	111.8	1:59.096 (2)	73.55	2.369	10:35:10.847
11 -	37.670	80.8	51.992	66.6	27.065	112.2	1:56.727 (1)	75.04		10:37:07.574

P28 100	Stephen CAMPBELL		Honda - Campbell Racing							
IDEAL LAP TIME : 1:57.336		BEST LAP TIME : 1:57.581		DIFFERENCE : 0.245						
LAP	SECTOR 1	SECTOR 2	SECTOR 3	LAP TIME	MPH	DIFF	TIME OF DAY			
1 -	OUTLAP	65.3	1:00.941	64.4	30.078	104.5	2:16.150	64.33	18.569	10:02:48.057
2 -	48.499	52.6	1:13.143	53.0	IN PIT	12:30.457 P	11.67	10:32.876	10:15:18.514	
3 -	OUTLAP	57.3	58.968	54.6	29.584	108.2	2:15.775	64.51	18.194	10:17:34.289
4 -	40.353	69.1	57.814	58.8	28.812	110.1	2:06.979	68.98	9.398	10:19:41.268
5 -	39.362	74.5	54.033	65.4	27.982	110.1	2:01.377	72.17	3.796	10:21:42.645
6 -	41.183	75.1	55.936	62.2	IN PIT	5:40.921 P	25.69	3:43.340	10:27:23.566	
7 -	OUTLAP	69.9	57.752	62.1	28.656	110.0	2:10.101	67.33	12.520	10:29:33.667
8 -	38.345	77.8	53.944	65.4	27.769	110.0	2:00.058	72.96	2.477	10:31:33.725
9 -	37.274	77.4	53.173	66.7	27.512	109.8	1:57.959 (2)	74.26	0.378	10:33:31.684
10 -	37.505	80.7	52.637	68.8	27.439	110.9	1:57.581 (1)	74.50		10:35:29.265
11 -	38.342	80.1	53.057	70.5	27.425	109.6	1:58.824 (3)	73.72	1.243	10:37:28.089

P29 18	Paul DOBB		Honda - PDR							
IDEAL LAP TIME : 2:03.205		BEST LAP TIME : 2:03.205		DIFFERENCE : 0.000						
LAP	SECTOR 1	SECTOR 2	SECTOR 3	LAP TIME	MPH	DIFF	TIME OF DAY			
1 -	OUTLAP	64.3	1:06.518	50.4	33.168	97.6	2:25.908	60.03	22.703	10:17:36.789
2 -	44.716	68.0	1:02.726	50.5	IN PIT	3:32.919 P	41.14	1:29.714	10:21:09.708	
3 -	OUTLAP	70.8	58.799	57.3	31.203	104.5	2:21.898	61.73	18.693	10:23:31.606
4 -	40.661	77.3	58.092	52.7	30.235	106.8	2:08.988	67.91	5.783	10:25:40.594
5 -	40.459	73.6	58.681	53.1	30.788	104.3	2:09.928	67.42	6.723	10:27:50.522
6 -	41.120	77.2	57.516	57.6	29.391	107.0	2:08.027	68.42	4.822	10:29:58.549
7 -	39.793	77.4	56.843	55.6	29.795	106.5	2:06.431	69.28	3.226	10:32:04.980
8 -	39.514	75.2	56.420	56.8	29.740	106.6	2:05.674 (3)	69.70	2.469	10:34:10.654
9 -	39.429	79.1	55.906	57.9	29.504	107.5	2:04.839 (2)	70.16	1.634	10:36:15.493
10 -	38.846	77.4	55.219	61.0	29.140	108.4	2:03.205 (1)	71.09		10:38:18.698

P30 44	Jake BAYFORD		Honda - Intek Adhesives by SGR Racing							
IDEAL LAP TIME : 2:05.988		BEST LAP TIME :		DIFFERENCE :						
LAP	SECTOR 1	SECTOR 2	SECTOR 3	LAP TIME	MPH	DIFF	TIME OF DAY			
1 -	OUTLAP	64.0	1:01.636	59.1	31.136	104.5	2:18.550	63.22		10:02:24.096
2 -	40.792	76.6	1:03.416	56.9	IN PIT	12:43.346 P	11.47			10:15:07.442
3 -	OUTLAP	71.9	57.251	58.2	29.783	106.5	2:10.793	66.97		10:17:18.235
4 -	38.954	83.5	1:29.140	60.5	IN PIT	3:22.345 P	43.29			10:20:40.580

Weather / Track : Cloudy / Wet

Brands Hatch GP
Circuit Length = 2.4332 miles
Start: 10:00 Flag 10:36 End: 10:39

MCRCB BULLETIN TK085**2014 MCE British Superbike Championship - Round 5****2014 Motul British Motostar Championship****QUALIFYING 1 - SECTOR ANALYSIS**

SECTOR 1 = FL to I1, SECTOR 2 = I1 to I2, SECTOR 3 = I2 to FL, DIFF = Difference To Personal Best Lap

P31 164		Anthony ALONSO					Honda - SP125 / BARF Racing		
IDEAL LAP TIME : 1:59.282		BEST LAP TIME :			DIFFERENCE :				
LAP	SECTOR 1	SECTOR 2		SECTOR 3		LAP TIME	MPH	DIFF	TIME OF DAY
1 -	OUTLAP	71.7	56.723	63.3	28.664	110.3	2:09.488	67.64	10:02:16.343
2 -	38.144	83.0	1:02.506	46.3	IN PIT		12:49.601 P	11.38	10:15:05.944
3 -	OUTLAP	84.3	54.098	72.0	27.815	110.1	2:02.995	71.22	10:17:08.939

P32 69		Tom BOOTH-AMOS					Honda - 2T Racing / FAB Racing		
IDEAL LAP TIME : 2:03.163		BEST LAP TIME :			DIFFERENCE :				
LAP	SECTOR 1	SECTOR 2		SECTOR 3		LAP TIME	MPH	DIFF	TIME OF DAY
1 -	OUTLAP	68.1	56.094	58.9	28.694	114.5	2:10.617	67.06	10:02:15.940
2 -	38.375	76.6	1:02.322	44.6	IN PIT		12:48.840 P	11.39	10:15:04.780

P33 79 M3		Chris TAYLOR					Honda - Elevator Saddles & Bridles		
IDEAL LAP TIME : 8:28.281		BEST LAP TIME :			DIFFERENCE :				
LAP	SECTOR 1	SECTOR 2		SECTOR 3		LAP TIME	MPH	DIFF	TIME OF DAY
1 -	OUTLAP	73.2	55.712	64.7	28.614	113.7	2:08.440	68.20	10:02:11.843

P34 64		Asher DURHAM					Honda - SP125Racing.com		
IDEAL LAP TIME :		BEST LAP TIME :			DIFFERENCE :				
LAP	SECTOR 1	SECTOR 2		SECTOR 3		LAP TIME	MPH	DIFF	TIME OF DAY
1 -	OUTLAP	79.9	55.610	62.3	28.197	112.0	2:07.437	68.73	10:02:11.878

MCRCB BULLETIN TK086**2014 MCE British Superbike Championship - Round 5****2014 Motul British Motostar Championship****QUALIFYING 1 - BEST SPEEDS**

POS	SECTOR 1			SECTOR 2			FINISH LINE		
	NO	NAME	MPH	NO	NAME	MPH	NO	NAME	MPH
1	28	Bradley RAY	98.8	28	Bradley RAY	84.4	66	Joe IRVING	121.1
2	66	Joe IRVING	96.9	34	Jordan WEAVING	82.0	127	Georgina POLDEN	120.9
3	34	Jordan WEAVING	96.6	12	Edward RENDELL	80.6	6	Taz TAYLOR	119.4
4	45	Olly SIMPSON	96.6	45	Olly SIMPSON	80.3	28	Bradley RAY	119.4
5	6	Taz TAYLOR	95.4	65	Josh OWENS	79.0	61	Ernst DUBBINK	119.1
6	65	Josh OWENS	95.0	6	Taz TAYLOR	77.9	72	Alex PERSSON	118.7
7	12	Edward RENDELL	94.3	90	Greg GREENWOOD	77.2	42	James HOBSON	117.9
8	36	Jayson URIBE	93.7	66	Joe IRVING	76.1	34	Jordan WEAVING	117.5
9	90	Greg GREENWOOD	93.0	43	Arnie SHELTON	76.0	86	Charlie NESBITT	117.1
10	72	Alex PERSSON	91.5	72	Alex PERSSON	76.0	45	Olly SIMPSON	116.9
11	86	Charlie NESBITT	91.0	25	Mike BROUWERS	74.8	12	Edward RENDELL	116.1
12	164	Anthony ALONSO	90.9	35	Elliot LODGE	74.5	43	Arnie SHELTON	116.1
13	127	Georgina POLDEN	90.6	36	Jayson URIBE	74.3	13	Sam BURMAN	115.9
14	25	Mike BROUWERS	90.5	86	Charlie NESBITT	74.3	84	Daniel HERMANSSON	115.3
15	35	Elliot LODGE	90.5	42	James HOBSON	73.8	90	Greg GREENWOOD	115.3
16	4	Louis VALLELEY	90.3	84	Daniel HERMANSSON	73.2	142	Brian SLOOTEN	115.1
17	43	Arnie SHELTON	89.5	4	Louis VALLELEY	73.1	7	Jamie ASHBY	114.9
18	13	Sam BURMAN	89.4	127	Georgina POLDEN	72.7	25	Mike BROUWERS	114.5
19	84	Daniel HERMANSSON	89.3	61	Ernst DUBBINK	72.1	36	Jayson URIBE	114.5
20	61	Ernst DUBBINK	89.0	164	Anthony ALONSO	72.0	69	Tom BOOTH-AMOS	114.5
21	142	Brian SLOOTEN	87.8	142	Brian SLOOTEN	71.9	65	Josh OWENS	113.9
22	42	James HOBSON	87.2	88	Wesley JONKER	71.8	74	Joe THOMPSON	113.7
23	7	Jamie ASHBY	86.9	7	Jamie ASHBY	71.0	79	Chris TAYLOR	113.7
24	74	Joe THOMPSON	84.9	47	Jake ARCHER	70.6	47	Jake ARCHER	113.5
25	44	Jake BAYFORD	83.5	100	Stephen CAMPBELL	70.5	11	Joseph THOMAS	113.1
26	88	Wesley JONKER	82.8	13	Sam BURMAN	70.4	35	Elliot LODGE	113.1
27	47	Jake ARCHER	82.7	74	Joe THOMPSON	70.1	88	Wesley JONKER	112.4
28	11	Joseph THOMAS	81.4	11	Joseph THOMAS	69.7	124	Tasia RODINK	112.4
29	124	Tasia RODINK	80.8	124	Tasia RODINK	66.6	4	Louis VALLELEY	112.2
30	100	Stephen CAMPBELL	80.7	79	Chris TAYLOR	64.7	64	Asher DURHAM	112.0
31	64	Asher DURHAM	79.9	64	Asher DURHAM	62.3	100	Stephen CAMPBELL	110.9
32	18	Paul DOBB	79.1	18	Paul DOBB	61.0	164	Anthony ALONSO	110.3
33	69	Tom BOOTH-AMOS	76.6	44	Jake BAYFORD	60.5	18	Paul DOBB	108.4
34	79	Chris TAYLOR	73.2	69	Tom BOOTH-AMOS	58.9	44	Jake BAYFORD	106.5

Weather / Track : Cloudy / Wet

Brands Hatch GP

Circuit Length = 2.4332 miles

Start: 10:00 Flag 10:36 End: 10:39

Results can be found at www.tsl-timing.com

Printed - 10:41 Saturday, 19 July 2014

MCRCB BULLETIN TK087

2014 MCE British Superbike Championship - Round 5

2014 Motul British Motostar Championship

QUALIFYING 1 - BEST SECTORS

SECTOR 1			SECTOR 2			SECTOR 3			IDEAL / BEST COMPARISON						
POS	NO	NAME	TIME	NO	NAME	TIME	NO	NAME	TIME	POS	NO	NAME	IDEAL	BEST	DIFF
1	66	IRVING	33.727	28	RAY	46.935	28	RAY	25.184						
2	28	RAY	34.074	66	IRVING	47.001	66	IRVING	25.251	1	66	IRVING	1:45.846		
3	45	SIMPSON	34.356	34	WEAVING	47.656	34	WEAVING	25.541	2	28	RAY	1:46.193	1:46.255	0.062
4	12	RENDELL	34.365	12	RENDELL	47.816	12	RENDELL	25.585	3	34	WEAVING	1:47.765	1:47.765	0.000
5	6	TAYLOR	34.518	6	TAYLOR	48.185	45	SIMPSON	25.707	4	12	RENDELL	1:47.766	1:47.766	0.000
6	34	WEAVING	34.568	45	SIMPSON	48.225	72	PERSSON	25.777	5	45	SIMPSON	1:48.288	1:48.320	0.032
7	86	NESBITT	34.723	65	OWENS	49.001	61	DUBBINK	25.777	6	6	TAYLOR	1:48.678	1:48.926	0.248
8	72	PERSSON	34.756	72	PERSSON	49.055	86	NESBITT	25.832	7	72	PERSSON	1:49.588	1:49.588	0.000
9	36	URIBE	34.772	61	DUBBINK	49.083	6	TAYLOR	25.975	8	86	NESBITT	1:49.786	1:50.178	0.392
10	61	DUBBINK	34.974	90	GREENWOOD	49.132	127	POLDEN	26.131	9	61	DUBBINK	1:49.834	1:50.203	0.369
11	65	OWENS	35.044	86	NESBITT	49.231	65	OWENS	26.134	10	65	OWENS	1:50.179	1:50.433	0.254
12	142	SLOOTEN	35.090	11	THOMAS	49.430	35	LODGE	26.273	11	36	URIBE	1:50.534	1:50.534	0.000
13	90	GREENWOOD	35.176	36	URIBE	49.468	36	URIBE	26.294	12	90	GREENWOOD	1:50.798	1:50.972	0.174
14	35	LODGE	35.239	43	SHELTON	49.479	13	BURMAN	26.298	13	35	LODGE	1:51.242	1:51.859	0.617
15	127	POLDEN	35.390	25	BROUWERS	49.603	84	HERMANSSON	26.344	14	127	POLDEN	1:51.526	1:51.703	0.177
16	84	HERMANSSON	35.391	35	LODGE	49.730	43	SHELTON	26.465	15	43	SHELTON	1:51.531	1:53.086	1.555
17	4	VALLELEY	35.523	13	BURMAN	49.976	11	THOMAS	26.472	16	142	SLOOTEN	1:51.689	1:51.746	0.057
18	43	SHELTON	35.587	127	POLDEN	50.005	90	GREENWOOD	26.490	17	11	THOMAS	1:51.702	1:51.702	0.000
19	13	BURMAN	35.615	142	SLOOTEN	50.032	142	SLOOTEN	26.567	18	13	BURMAN	1:51.889	1:52.071	0.182
20	11	THOMAS	35.800	84	HERMANSSON	50.377	25	BROUWERS	26.581	19	84	HERMANSSON	1:52.112	1:52.692	0.580
21	25	BROUWERS	35.935	42	HOBSON	50.588	42	HOBSON	26.674	20	25	BROUWERS	1:52.119	1:52.738	0.619
22	42	HOBSON	36.044	47	ARCHER	50.620	4	VALLELEY	26.719	21	4	VALLELEY	1:53.224	1:53.802	0.578
23	74	THOMPSON	36.383	74	THOMPSON	50.885	88	JONKER	26.725	22	42	HOBSON	1:53.306	1:53.418	0.112
24	47	ARCHER	36.927	7	ASHBY	50.924	74	THOMPSON	26.879	23	74	THOMPSON	1:54.147	1:54.147	0.000
25	7	ASHBY	36.943	4	VALLELEY	50.982	47	ARCHER	26.978	24	47	ARCHER	1:54.525	1:54.525	0.000
26	88	JONKER	37.063	88	JONKER	51.078	124	RODINK	27.065	25	88	JONKER	1:54.866	1:54.866	0.000
27	100	CAMPBELL	37.274	124	RODINK	51.992	7	ASHBY	27.263	26	7	ASHBY	1:55.130	1:55.138	0.008
28	164	ALONSO	37.369	100	CAMPBELL	52.637	100	CAMPBELL	27.425	27	124	RODINK	1:56.727	1:56.727	0.000
29	124	RODINK	37.670	164	ALONSO	54.098	164	ALONSO	27.815	28	100	CAMPBELL	1:57.336	1:57.581	0.245
30	69	BOOTH-AMOS	38.375	18	DOBB	55.219	64	DURHAM	28.197	29	164	ALONSO	1:59.282		
31	18	DOBB	38.846	64	DURHAM	55.610	79	TAYLOR	28.614	30	69	BOOTH-AMOS	2:03.163		
32	44	BAYFORD	38.954	79	TAYLOR	55.712	69	BOOTH-AMOS	28.694	31	18	DOBB	2:03.205	2:03.205	0.000
33	79	TAYLOR	7:03.955	69	BOOTH-AMOS	56.094	18	DOBB	29.140	32	44	BAYFORD	2:05.988		
34				44	BAYFORD	57.251	44	BAYFORD	29.783	33	79	TAYLOR	8:28.281		
										34	64	DURHAM			

Weather / Track : Cloudy / Wet

Results can be found at www.tsl-timing.com

Brands Hatch GP

Circuit Length = 2.4332 miles

Start: 10:00 Flag 10:36 End: 10:39

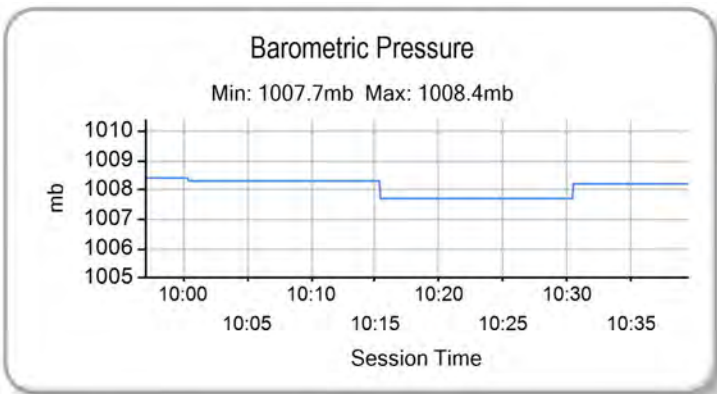
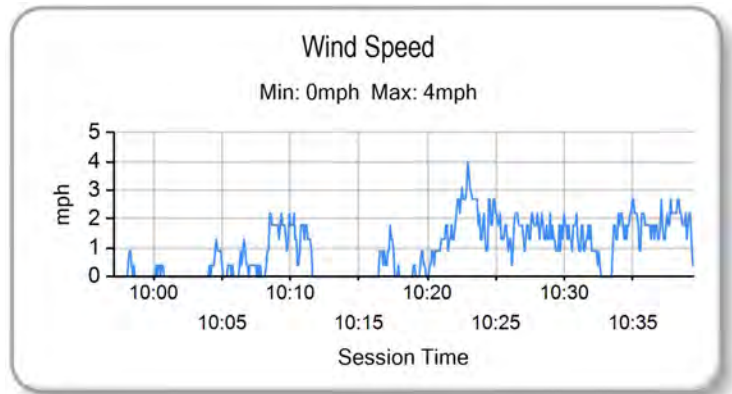
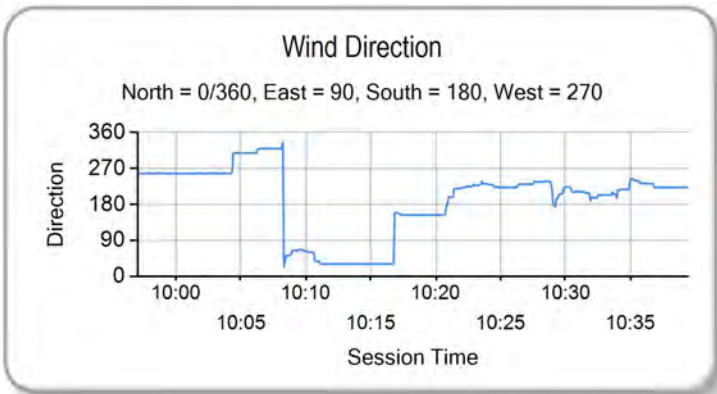
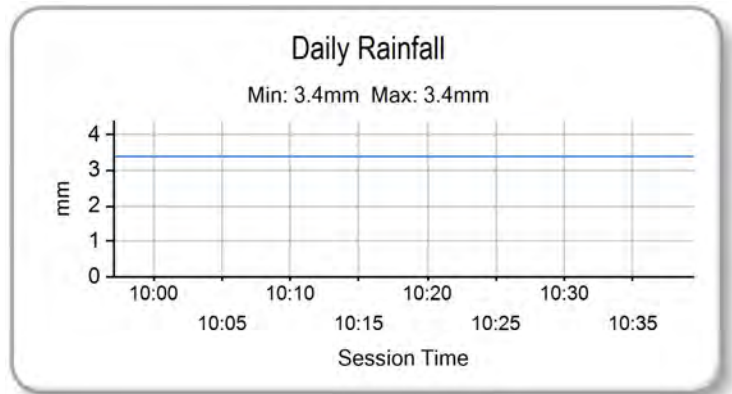
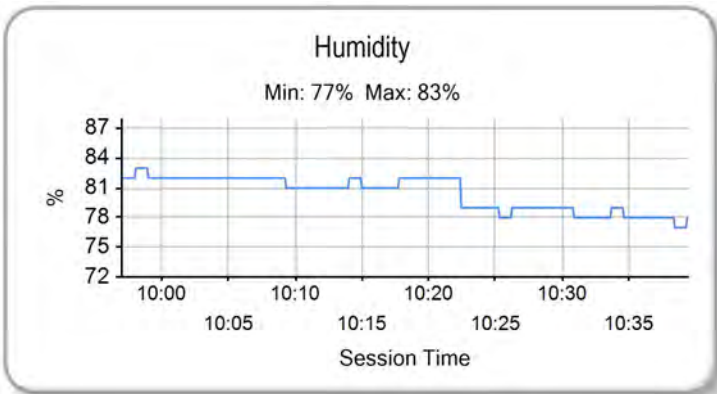
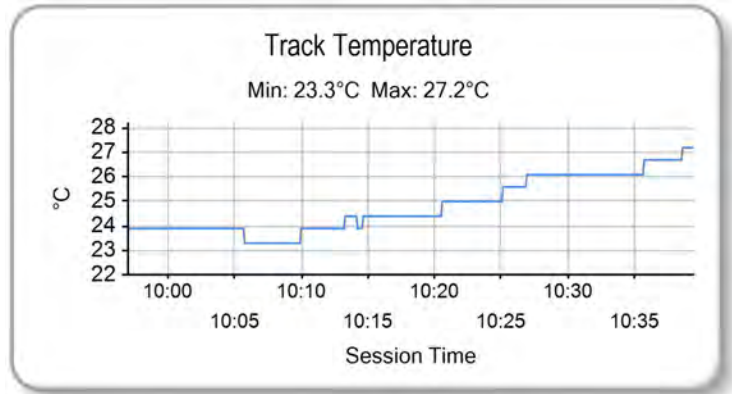
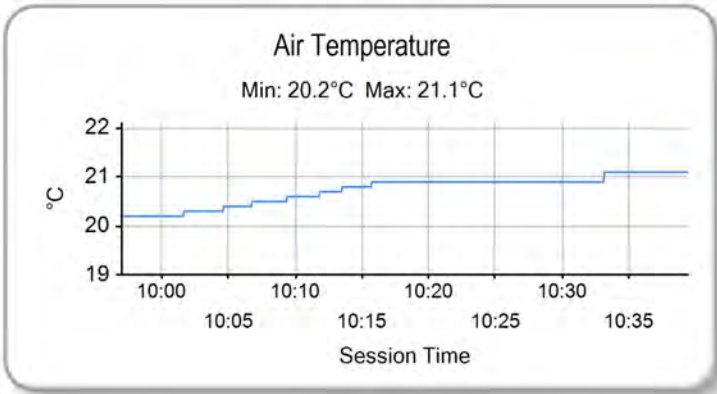
Printed - 10:44 Saturday, 19 July 2014

MCRCB BULLETIN TK088

2014 MCE British Superbike Championship - Round 5

2014 Motul British Motostar Championship

QUALIFYING 1 - WEATHER CONDITIONS



Weather / Track : Cloudy / Wet

Results can be found at www.tsl-timing.com

Brands Hatch GP
Circuit Length = 2.4332 miles
Start: 10:00 Flag 10:36 End: 10:39

Printed - 10:44 Saturday, 19 July 2014



POS	NO	CL	PIC NAME	ENTRY	FIRST		SECOND			DIFF
					TIME	LAPS	TIME	LAPS	GAP	
1	66	M3	1 Joe IRVING	KTM - Redline KTM	1:46.448	14	1:34.763	14		
2	45	M3	2 Olly SIMPSON	KTM - Olly Simpson Racing	1:48.320	13	1:35.397	13	0.634	0.634
3	6		1 Taz TAYLOR	Luyten Honda - FPW Racing / Hookless Holidays	1:48.926	14	1:35.785	15	1.022	0.388
4	61	M3	3 Ernst DUBBINK	Honda - Ernst Dubbink Racing	1:50.203	11	1:35.810	15	1.047	0.025
5	12		2 Edward RENDELL	Honda - Banks Racing	1:47.766	13	1:36.132	14	1.369	0.322
6	34	M3	4 Jordan WEAVING	KTM - Jordan Racing / Burkert	1:47.765	13	1:36.152	15	1.389	0.020
7	43		3 Arnie SHELTON	Honda - e3 Motorsport with Shelton Racing	1:53.086	13	1:37.928	12	3.165	1.776
8	42	M3	5 James HOBSON	Honda - Two 4 Motorsport with RS Racing	1:53.418	14	1:38.403	12	3.640	0.475
9	25	M3	6 Mike BROUWERS	Honda - Joma / Brouwers Racing Team	1:52.738	8	1:38.582	14	3.819	0.179
10	35		4 Elliot LODGE	Honda - SP125 / Spike Racing	1:51.859	14	1:38.716	15	3.953	0.134
11	142	M3	7 Brian SLOOTEN	Honda - Bakker Frames Holland	1:51.746	14	1:38.756	14	3.993	0.040
12	72		5 Alex PERSSON	Honda - PWR / Nordgren Racing	1:49.588	14	1:38.957	13	4.194	0.201
13	86	M3	8 Charlie NESBITT	Repli-Cast - Repli-Cast UK	1:50.178	14	1:39.157	10	4.394	0.200
14	36	M3	9 Jayson URIBE	Honda - FPW Racing / RSR	1:50.534	13	1:39.229	14	4.466	0.072
15	65		6 Josh OWENS	Honda - RCD Motorsport	1:50.433	13	1:39.428	14	4.665	0.199
16	84		7 Daniel HERMANSSON	TSR Luyten - FPW Racing	1:52.692	12	1:39.616	15	4.853	0.188
17	79	M3	10 Chris TAYLOR	Honda - Elevator Saddles & Bridles		1	1:39.837	14	5.074	0.221
18	127		8 Georgina POLDEN	Honda - RS Racing	1:51.703	12	1:40.328	13	5.565	0.491
19	164		9 Anthony ALONSO	Honda - SP125 / BARF Racing		3	1:40.334	12	5.571	0.006
20	64		10 Asher DURHAM	Honda - SP125Racing.com		1	1:40.657	12	5.894	0.323
21	69		11 Tom BOOTH-AMOS	Honda - 2T Racing / FAB Racing		2	1:40.770	13	6.007	0.113
22	13	M3	11 Sam BURMAN	Honda - WNT / Burman Racing	1:52.071	13	1:41.002	15	6.239	0.232
23	74	M3	12 Joe THOMPSON	Repli-Cast - Repli-Cast UK	1:54.147	14	1:41.662	14	6.899	0.660
24	124		12 Tasia RODINK	Honda - Promemo Racing	1:56.727	11	1:42.060	12	7.297	0.398
25	11		13 Joseph THOMAS	Honda - Moto UK Racing	1:51.702	5	1:42.060	11	7.297	0.000
26	90		14 Greg GREENWOOD	Luyten Honda - FPW Racing	1:50.972	14	1:42.124	12	7.361	0.064
27	88		15 Wesley JONKER	Honda - Racing Family	1:54.866	12	1:42.255	14	7.492	0.131
28	47		16 Jake ARCHER	Honda - Jake Archer Racing	1:54.525	14	1:42.687	15	7.924	0.432
29	18		17 Paul DOBB	Honda - PDR	2:03.205	10	1:43.533	12	8.770	0.846
30	4		18 Louis VALLELEY	KTM - Century 21 / Cresswell Racing	1:53.802	8	1:44.325	13	9.562	0.792
31	7		19 Jamie ASHBY	Honda - JPA Racing / SP125	1:55.138	13	1:45.859	13	11.096	1.534
32	28		20 Bradley RAY	EE125 - FAB-Racing	1:46.255	14		1	11.492	0.396
33	100		21 Stephen CAMPBELL	Honda - Campbell Racing	1:57.581	11	1:47.012	13	12.249	0.757
34	44		22 Jake BAYFORD	Honda - Intek Adhesives by SGR Racing		4	1:47.420	3	12.657	0.408
0	0		0		1:34.763	14				

No. 88 - 3 Grid position penalty for delay in response to Black & Orange flag in FP2

Weather / Track : Bright / Dry

These results are provisional until the conclusion of any judicial and technical matters.

Brands Hatch GP

Circuit Length = 2.4332 miles

Start: 14:10 Flag 14:35 End: 14:37

Race Director :	Stewards :	Timekeeper :
-----------------	------------	--------------

Results can be found at www.britishsuperbike.com

Printed - 14:39 Saturday, 19 July 2014





POS	NO	CL	PIC NAME	ENTRY	TIME	ON	LAPS	GAP	DIFF	MPH
1	66	M3	1 Joe IRVING	KTM - Redline KTM	1:34.763	13	14			92.43
2	45	M3	2 Olly SIMPSON	KTM - Olly Simpson Racing	1:35.397	12	13	0.634	0.634	91.82
3	6		1 Taz TAYLOR	Luyten Honda - FPW Racing / Hookless Holidays	1:35.785	13	15	1.022	0.388	91.45
4	61	M3	3 Ernst DUBBINK	Honda - Ernst Dubbink Racing	1:35.810	11	15	1.047	0.025	91.42
5	12		2 Edward RENDELL	Honda - Banks Racing	1:36.132	14	14	1.369	0.322	91.12
6	34	M3	4 Jordan WEAVING	KTM - Jordan Racing / Burkert	1:36.152	12	15	1.389	0.020	91.10
7	43		3 Arnie SHELTON	Honda - e3 Motorsport with Shelton Racing	1:37.928	12	12	3.165	1.776	89.45
8	42	M3	5 James HOBSON	Honda - Two 4 Motorsport with RS Racing	1:38.403	12	12	3.640	0.475	89.02
9	25	M3	6 Mike BROUWERS	Honda - Joma / Brouwers Racing Team	1:38.582	12	14	3.819	0.179	88.85
10	35		4 Elliot LODGE	Honda - SP125 / Spike Racing	1:38.716	14	15	3.953	0.134	88.73
11	142	M3	7 Brian SLOOTEN	Honda - Bakker Frames Holland	1:38.756	7	14	3.993	0.040	88.70
12	72		5 Alex PERSSON	Honda - PWR / Nordgren Racing	1:38.957	8	13	4.194	0.201	88.52
13	86	M3	8 Charlie NESBITT	Repli-Cast - Repli-Cast UK	1:39.157	9	10	4.394	0.200	88.34
14	36	M3	9 Jayson URIBE	Honda - FPW Racing / RSR	1:39.229	14	14	4.466	0.072	88.27
15	65		6 Josh OWENS	Honda - RCD Motorsport	1:39.428	11	14	4.665	0.199	88.10
16	84		7 Daniel HERMANSSON	TSR Luyten - FPW Racing	1:39.616	15	15	4.853	0.188	87.93
17	79	M3	10 Chris TAYLOR	Honda - Elevator Saddles & Bridles	1:39.837	14	14	5.074	0.221	87.74
18	127		8 Georgina POLDEN	Honda - RS Racing	1:40.328	13	13	5.565	0.491	87.31
19	164		9 Anthony ALONSO	Honda - SP125 / BARF Racing	1:40.334	12	12	5.571	0.006	87.30
20	64		10 Asher DURHAM	Honda - SP125Racing.com	1:40.657	12	12	5.894	0.323	87.02
21	69		11 Tom BOOTH-AMOS	Honda - 2T Racing / FAB Racing	1:40.770	10	13	6.007	0.113	86.92
22	13	M3	11 Sam BURMAN	Honda - WNT / Burman Racing	1:41.002	11	15	6.239	0.232	86.72
23	74	M3	12 Joe THOMPSON	Repli-Cast - Repli-Cast UK	1:41.662	14	14	6.899	0.660	86.16
24	124		12 Tasia RODINK	Honda - Promemo Racing	1:42.060	12	12	7.297	0.398	85.83
25	11		13 Joseph THOMAS	Honda - Moto UK Racing	1:42.060	11	11	7.297	0.000	85.83
26	90		14 Greg GREENWOOD	Luyten Honda - FPW Racing	1:42.124	11	12	7.361	0.064	85.77
27	88		15 Wesley JONKER	Honda - Racing Family	1:42.255	14	14	7.492	0.131	85.66
28	47		16 Jake ARCHER	Honda - Jake Archer Racing	1:42.687	14	15	7.924	0.432	85.30
29	18		17 Paul DOBB	Honda - PDR	1:43.533	12	12	8.770	0.846	84.60

QUALIFYING LAPTIME (110.0% of 1:34.763) = 1:44.239

30	4	18	Louis VALLELEY	KTM - Century 21 / Cresswell Racing	1:44.325	12	13	9.562	0.792	83.96
31	7	19	Jamie ASHBY	Honda - JPA Racing / SP125	1:45.859	13	13	11.096	1.534	82.75
32	100	20	Stephen CAMPBELL	Honda - Campbell Racing	1:47.012	12	13	12.249	1.153	81.85
33	44	21	Jake BAYFORD	Honda - Intek Adhesives by SGR Racing	1:47.420	3	3	12.657	0.408	81.54
34	28	22	Bradley RAY	EE125 - FAB-Racing			1			

No. 88 - 3 Grid position penalty for delay in response to Black & Orange flag in FP2

Weather / Track : Bright / Dry

These results are provisional until the conclusion of any judicial and technical matters.

Brands Hatch GP

Circuit Length = 2.4332 miles

Start: 14:10 Flag 14:35 End: 14:37

Race Director :	Stewards :	Timekeeper :
-----------------	------------	--------------

Results can be found at www.britishsuperbike.com

Printed - 14:37 Saturday, 19 July 2014



MCRCB BULLETIN TK119

2014 MCE British Superbike Championship - Round 5

2014 Motul British Motostar Championship

QUALIFYING 2 - SECTOR ANALYSIS

SECTOR 1 = FL to I1, SECTOR 2 = I1 to I2, SECTOR 3 = I2 to FL, DIFF = Difference To Personal Best Lap

P1 66 M3 Joe IRVING		KTM - Redline KTM									
IDEAL LAP TIME : 1:34.753		BEST LAP TIME : 1:34.763					DIFFERENCE : 0.010				
LAP	SECTOR 1	SECTOR 2			SECTOR 3		LAP TIME	MPH	DIFF	TIME OF DAY	
1 -	OUTLAP	98.6	44.870	83.4	24.211	121.7	1:43.732	84.44	8.969	14:11:45.264	
2 -	30.797	102.4	43.600	83.8	23.886	124.2	1:38.283	89.12	3.520	14:13:23.547	
3 -	38.111	72.7	46.356	83.0	23.749	124.0	1:48.216	80.94	13.453	14:15:11.763	
4 -	30.276	104.0	42.317	90.5	22.909	125.2	1:35.502 (3)	91.72	0.739	14:16:47.265	
5 -	31.375	95.7	43.356	88.7	22.985	124.7	1:37.716	89.64	2.953	14:18:24.981	
6 -	30.284	99.4	43.002	86.2	IN PIT		5:02.627 P	28.94	3:27.864	14:23:27.608	
7 -	OUTLAP	102.1	44.593	81.4	23.562	123.8	1:41.792	86.05	7.029	14:25:09.400	
8 -	30.549	103.7	42.895	86.5	23.135	124.0	1:36.579	90.70	1.816	14:26:45.979	
9 -	30.035	104.5	43.355	77.7	23.293	123.5	1:36.683	90.60	1.920	14:28:22.662	
10 -	30.155	103.2	43.642	86.9	23.116	122.9	1:36.913	90.38	2.150	14:29:59.575	
11 -	29.977	104.8	42.484	86.5	22.692	124.2	1:35.153 (2)	92.06	0.390	14:31:34.728	
12 -	31.195	94.2	45.435	79.4	23.134	124.7	1:39.764	87.80	5.001	14:33:14.492	
13 -	29.829	104.6	42.232	85.5	22.702	125.6	1:34.763 (1)	92.43		14:34:49.255	
14 -	31.341	98.2	42.863	85.4	23.373	112.7	1:37.577	89.77	2.814	14:36:26.832	

P2 45 M3 Oily SIMPSON		KTM - Oilly Simpson Racing									
IDEAL LAP TIME : 1:35.390		BEST LAP TIME : 1:35.397					DIFFERENCE : 0.007				
LAP	SECTOR 1	SECTOR 2			SECTOR 3		LAP TIME	MPH	DIFF	TIME OF DAY	
1 -	OUTLAP	98.8	44.783	85.1	24.062	119.6	1:42.516	85.44	7.119	14:13:10.907	
2 -	30.910	101.0	44.189	89.7	23.462	120.9	1:38.561	88.87	3.164	14:14:49.468	
3 -	30.641	101.0	43.380	88.5	23.470	122.0	1:37.491	89.85	2.094	14:16:26.959	
4 -	31.233	100.6	43.035	83.5	23.756	120.6	1:38.024	89.36	2.627	14:18:04.983	
5 -	30.328	100.4	43.167	89.3	23.148	120.2	1:36.643	90.64	1.246	14:19:41.626	
6 -	30.449	101.2	43.254	92.6	IN PIT		5:04.967 P	28.72	3:29.570	14:24:46.593	
7 -	OUTLAP	100.9	43.341	90.8	23.386	120.9	1:39.050	88.43	3.653	14:26:25.643	
8 -	30.132	101.9	42.686	85.2	23.483	119.4	1:36.301	90.96	0.904	14:28:01.944	
9 -	30.346	101.9	42.939	90.1	23.168	119.4	1:36.453	90.81	1.056	14:29:38.397	
10 -	30.168	101.9	42.855	87.3	22.996	119.8	1:36.019	91.23	0.622	14:31:14.416	
11 -	30.090	101.3	42.563	84.0	23.335	121.5	1:35.988 (3)	91.25	0.591	14:32:50.404	
12 -	29.925	101.6	42.535	90.4	22.937	120.6	1:35.397 (1)	91.82		14:34:25.801	
13 -	29.952	101.5	42.946	90.5	22.930	120.0	1:35.828 (2)	91.41	0.431	14:36:01.629	

P3 6 Taz TAYLOR		Luyten Honda - FPW Racing / Hookless Holidays									
IDEAL LAP TIME : 1:35.785		BEST LAP TIME : 1:35.785					DIFFERENCE : 0.000				
LAP	SECTOR 1	SECTOR 2			SECTOR 3		LAP TIME	MPH	DIFF	TIME OF DAY	
1 -	OUTLAP	96.6	45.332	84.2	24.171	119.1	1:45.180	83.28	9.395	14:11:47.053	
2 -	31.128	100.1	44.014	86.1	24.023	121.7	1:39.165	88.33	3.380	14:13:26.218	
3 -	31.703	99.1	44.297	86.0	23.767	121.3	1:39.767	87.80	3.982	14:15:05.985	
4 -	31.254	101.0	44.866	85.9	23.676	121.3	1:39.796	87.77	4.011	14:16:45.781	
5 -	31.084	100.4	43.886	89.9	23.529	121.7	1:38.499	88.93	2.714	14:18:24.280	
6 -	30.901	99.5	43.547	88.1	23.386	120.9	1:37.834	89.53	2.049	14:20:02.114	
7 -	33.079	92.3	45.453	86.9	23.403	123.3	1:41.935	85.93	6.150	14:21:44.049	
8 -	31.186	100.0	45.765	82.6	24.301	116.7	1:41.252	86.51	5.467	14:23:25.301	
9 -	30.645	102.4	43.651	88.5	IN PIT		1:58.667 P	73.81	22.882	14:25:23.968	
10 -	OUTLAP	91.0	44.260	90.0	23.265	121.5	1:39.671	87.88	3.886	14:27:03.639	
11 -	30.419	102.2	43.080	90.0	23.355	122.4	1:36.854 (2)	90.44	1.069	14:28:40.493	
12 -	30.512	102.2	43.698	92.3	23.161	120.9	1:37.371	89.96	1.586	14:30:17.864	
13 -	30.108	103.0	42.742	93.4	22.935	123.1	1:35.785 (1)	91.45		14:31:53.649	
14 -	30.634	101.5	43.281	82.5	23.340	122.0	1:37.255	90.07	1.470	14:33:30.904	
15 -	30.232	101.8	43.228	92.3	23.466	121.1	1:36.926 (3)	90.37	1.141	14:35:07.830	

P4 61 M3 Ernst DUBBINK		Honda - Ernst Dubbink Racing									
IDEAL LAP TIME : 1:35.587		BEST LAP TIME : 1:35.810					DIFFERENCE : 0.223				
LAP	SECTOR 1	SECTOR 2			SECTOR 3		LAP TIME	MPH	DIFF	TIME OF DAY	
1 -	OUTLAP	97.3	44.308	83.9	23.676	124.5	1:41.812	86.03	6.002	14:13:23.736	
2 -	32.918	76.8	44.736	84.5	23.050	122.4	1:40.704	86.98	4.894	14:15:04.440	
3 -	31.023	102.2	43.688	85.1	23.170	124.0	1:37.881	89.49	2.071	14:16:42.321	

Weather / Track : Bright / Dry

Brands Hatch GP

Circuit Length = 2.4332 miles

Start: 14:10 Flag 14:35 End: 14:37

MCRCB BULLETIN TK119

2014 MCE British Superbike Championship - Round 5

2014 Motul British Motostar Championship

QUALIFYING 2 - SECTOR ANALYSIS

SECTOR 1 = FL to I1, SECTOR 2 = I1 to I2, SECTOR 3 = I2 to FL, DIFF = Difference To Personal Best Lap

4 -	31.461	96.6	43.129	88.5	23.184	122.6	1:37.774	89.59	1.964	14:18:20.095
5 -	34.532	88.1	44.217	87.3	23.362	120.0	1:42.111	85.78	6.301	14:20:02.206
6 -	33.420	88.6	45.778	86.4	23.580	124.9	1:42.778	85.23	6.968	14:21:44.984
7 -	30.685	101.0	46.098	90.0	23.250	123.5	1:40.033	87.56	4.223	14:23:25.017
8 -	30.344	103.0	43.715	88.7	22.921	124.5	1:36.980	90.32	1.170	14:25:01.997
9 -	30.495	103.0	43.040	87.6	22.948	122.6	1:36.483 (3)	90.79	0.673	14:26:38.480
10 -	30.933	95.3	44.337	87.9	22.930	122.9	1:38.200	89.20	2.390	14:28:16.680
11 -	30.170	104.8	42.712	85.0	22.928	122.2	1:35.810 (1)	91.42		14:29:52.490
12 -	32.790	92.3	47.537	89.9	22.705	125.4	1:43.032	85.02	7.222	14:31:35.522
13 -	30.766	98.2	43.503	86.3	22.795	124.9	1:37.064	90.24	1.254	14:33:12.586
14 -	30.331	104.2	42.845	87.8	22.912	123.3	1:36.088 (2)	91.16	0.278	14:34:48.674
15 -	32.042	75.1	44.295	77.4	23.531	113.1	1:39.868	87.71	4.058	14:36:28.542

P5 12 Edward RENDELL

Honda - Banks Racing

IDEAL LAP TIME : 1:36.132

BEST LAP TIME : 1:36.132

DIFFERENCE : 0.000

LAP	SECTOR 1	SECTOR 2	SECTOR 3	LAP TIME	MPH	DIFF	TIME OF DAY			
1 -	OUTLAP	95.4	46.005	86.7	24.163	117.7	1:43.817	84.37	7.685	14:11:53.144
2 -	31.372	97.8	44.538	88.4	23.792	118.7	1:39.702	87.86	3.570	14:13:32.846
3 -	30.792	99.4	43.751	89.4	23.543	118.7	1:38.086	89.30	1.954	14:15:10.932
4 -	30.794	99.2	44.209	86.9	23.622	118.7	1:38.625	88.81	2.493	14:16:49.557
5 -	30.591	98.9	43.714	90.9	23.323	119.4	1:37.628	89.72	1.496	14:18:27.185
6 -	30.935	100.0	44.419	87.6	23.544	118.9	1:38.898	88.57	2.766	14:20:06.083
7 -	30.586	100.1	43.116	92.5	23.474	118.5	1:37.176 (3)	90.14	1.044	14:21:43.259
8 -	33.595	98.9	44.118	90.0	IN PIT		3:39.415 P	39.92	2:03.283	14:25:22.674
9 -	OUTLAP	97.5	44.105	91.0	23.461	117.7	1:39.266	88.24	3.134	14:27:01.940
10 -	30.528	98.6	43.282	87.6	23.752	120.6	1:37.562	89.78	1.430	14:28:39.502
11 -	30.518	100.3	43.520	91.4	23.280	117.5	1:37.318	90.01	1.186	14:30:16.820
12 -	30.275	100.3	43.259	91.1	23.265	119.1	1:36.799 (2)	90.49	0.667	14:31:53.619
13 -	30.887	99.7	42.987	88.3	25.319	118.9	1:39.193	88.31	3.061	14:33:32.812
14 -	30.182	99.5	42.801	92.5	23.149	120.6	1:36.132 (1)	91.12		14:35:08.944

P6 34 M3 Jordan WEAVING

KTM - Jordan Racing / Burkert

IDEAL LAP TIME : 1:35.884

BEST LAP TIME : 1:36.152

DIFFERENCE : 0.268

LAP	SECTOR 1	SECTOR 2	SECTOR 3	LAP TIME	MPH	DIFF	TIME OF DAY			
1 -	OUTLAP	93.8	47.425	81.9	24.477	119.1	1:45.797	82.79	9.645	14:12:21.398
2 -	31.625	97.9	44.432	85.1	23.515	124.2	1:39.572	87.97	3.420	14:14:00.970
3 -	31.210	99.4	44.219	86.4	23.508	122.0	1:38.937	88.53	2.785	14:15:39.907
4 -	30.645	100.7	43.675	90.1	23.285	123.5	1:37.605	89.74	1.453	14:17:17.512
5 -	30.365	100.6	43.555	90.1	23.155	122.9	1:37.075	90.23	0.923	14:18:54.587
6 -	30.337	101.6	43.223	91.6	23.124	122.9	1:36.684	90.60	0.532	14:20:31.271
7 -	30.702	94.6	44.927	88.7	23.481	124.0	1:39.110	88.38	2.958	14:22:10.381
8 -	31.185	97.5	43.912	91.0	23.292	122.4	1:38.389	89.03	2.237	14:23:48.770
9 -	30.196	100.4	43.501	87.6	23.187	123.1	1:36.884	90.41	0.732	14:25:25.654
10 -	30.173	102.7	43.487	88.7	22.984	124.0	1:36.644	90.64	0.492	14:27:02.298
11 -	30.232	102.7	43.061	87.4	23.418	121.3	1:36.711	90.57	0.559	14:28:39.009
12 -	30.081	102.9	43.018	92.3	23.053	121.3	1:36.152 (1)	91.10		14:30:15.161
13 -	30.192	101.0	43.037	91.0	23.025	122.6	1:36.254	91.00	0.102	14:31:51.415
14 -	30.087	102.2	42.943	90.8	23.185	123.3	1:36.215 (2)	91.04	0.063	14:33:27.630
15 -	30.000	102.6	42.900	91.8	23.332	123.3	1:36.232 (3)	91.02	0.080	14:35:03.862

P7 43 Arnie SHELTON

Honda - e3 Motorsport with Shelton Racing

IDEAL LAP TIME : 1:37.928

BEST LAP TIME : 1:37.928

DIFFERENCE : 0.000

LAP	SECTOR 1	SECTOR 2	SECTOR 3	LAP TIME	MPH	DIFF	TIME OF DAY			
1 -	OUTLAP	83.0	50.635	77.4	25.481	115.3	1:54.562	76.46	16.634	14:12:58.373
2 -	33.891	94.1	46.551	80.6	24.467	117.7	1:44.909	83.49	6.981	14:14:43.282
3 -	32.872	92.8	45.597	80.0	24.446	117.3	1:42.915	85.11	4.987	14:16:26.197
4 -	32.128	94.3	44.772	80.7	24.019	118.9	1:40.919	86.80	2.991	14:18:07.116
5 -	31.927	94.3	45.165	83.8	23.954	119.1	1:41.046	86.69	3.118	14:19:48.162
6 -	31.571	96.0	45.248	86.9	23.629	118.5	1:40.448	87.20	2.520	14:21:28.610
7 -	31.900	94.2	46.208	81.7	IN PIT		3:21.610 P	43.44	1:43.682	14:24:50.220
8 -	OUTLAP	92.8	46.570	82.5	24.036	117.7	1:43.975	84.24	6.047	14:26:34.195
9 -	31.724	97.2	44.455	86.1	23.690	117.3	1:39.869	87.71	1.941	14:28:14.064

Brands Hatch GP

Circuit Length = 2.4332 miles

Start: 14:10 Flag 14:35 End: 14:37

Weather / Track : Bright / Dry

MCRCB BULLETIN TK119

2014 MCE British Superbike Championship - Round 5

2014 Motul British Motostar Championship

QUALIFYING 2 - SECTOR ANALYSIS

SECTOR 1 = FL to I1, SECTOR 2 = I1 to I2, SECTOR 3 = I2 to FL, DIFF = Difference To Personal Best Lap

10 -	31.221	97.3	44.135	88.5	23.565	117.9	1:38.921 (2)	88.55	0.993	14:29:52.985
11 -	31.240	97.9	44.044	86.2	23.852	117.5	1:39.136 (3)	88.36	1.208	14:31:32.121
12 -	31.006	98.2	43.525	89.7	23.397	118.5	1:37.928 (1)	89.45		14:33:10.049

P8	42	M3	James HOBSON				Honda - Two 4 Motorsport with RS Racing				
IDEAL LAP TIME : 1:38.403		BEST LAP TIME : 1:38.403				DIFFERENCE : 0.000					
LAP	SECTOR 1	SECTOR 2		SECTOR 3		LAP TIME	MPH	DIFF	TIME OF DAY		
1 -	OUTLAP	49.5			IN PIT	7:20.754 P	19.87	5:42.351	14:17:25.363		
2 -	OUTLAP	87.1	47.847	76.3	25.228	120.4	1:49.863	79.73	11.460	14:19:15.226	
3 -	33.278	93.3	46.438	75.5	24.482	121.3	1:44.198	84.06	5.795	14:20:59.424	
4 -	32.172	95.5	45.512	78.6	24.161	122.9	1:41.845	86.01	3.442	14:22:41.269	
5 -	31.712	91.6	45.825	76.6	24.471	121.7	1:42.008	85.87	3.605	14:24:23.277	
6 -	31.553	96.0	45.013	77.6	23.865	121.7	1:40.431	87.22	2.028	14:26:03.708	
7 -	31.721	97.8	44.660	78.8	24.144	121.5	1:40.525	87.14	2.122	14:27:44.233	
8 -	31.406	97.1	44.759	78.7	23.824	122.6	1:39.989 (3)	87.60	1.586	14:29:24.222	
9 -	31.582	98.8	44.464	81.1	24.061	120.0	1:40.107	87.50	1.704	14:31:04.329	
10 -	31.583	98.6	44.334	81.5	23.674	123.1	1:39.591 (2)	87.95	1.188	14:32:43.920	
11 -	31.722	91.1	46.412	75.5	24.272	124.0	1:42.406	85.54	4.003	14:34:26.326	
12 -	31.114	99.2	44.016	83.6	23.273	123.3	1:38.403 (1)	89.02		14:36:04.729	

P9	25	M3	Mike BROUWERS				Honda - Joma / Brouwers Racing Team				
IDEAL LAP TIME : 1:38.309		BEST LAP TIME : 1:38.582				DIFFERENCE : 0.273					
LAP	SECTOR 1	SECTOR 2		SECTOR 3		LAP TIME	MPH	DIFF	TIME OF DAY		
1 -	OUTLAP	90.5	47.669	80.9	24.717	115.9	1:49.486	80.00	10.904	14:12:18.783	
2 -	32.263	96.0	45.292	85.9	24.220	117.5	1:41.775	86.07	3.193	14:14:00.558	
3 -	31.838	97.3	44.545	86.5	23.722	117.9	1:40.105	87.50	1.523	14:15:40.663	
4 -	31.323	97.6	44.510	88.5	23.805	119.8	1:39.638	87.91	1.056	14:17:20.301	
5 -	31.448	96.9	44.371	86.4	23.818	117.7	1:39.637	87.91	1.055	14:18:59.938	
6 -	31.370	97.6	44.688	77.9	25.437	115.9	1:41.495	86.30	2.913	14:20:41.433	
7 -	31.275	97.6	44.165	88.7	23.788	116.1	1:39.228	88.27	0.646	14:22:20.661	
8 -	31.068	96.5	45.798	80.9	IN PIT		2:39.260 P	55.00	1:00.678	14:24:59.921	
9 -	OUTLAP	97.8	44.406	83.3	23.829	116.9	1:43.048	85.00	4.466	14:26:42.969	
10 -	31.408	95.3	44.863	80.0	23.698	118.9	1:39.969	87.62	1.387	14:28:22.938	
11 -	30.948	97.9	44.196	88.6	23.611	115.5	1:38.755 (2)	88.70	0.173	14:30:01.693	
12 -	30.795	98.6	44.014	87.4	23.773	113.3	1:38.582 (1)	88.85		14:31:40.275	
13 -	31.017	98.1	43.903	87.4	23.888	116.9	1:38.808 (3)	88.65	0.226	14:33:19.083	
14 -	31.007	97.9	44.200	83.1	24.011	117.1	1:39.218	88.28	0.636	14:34:58.301	

P10	35	Elliot LODGE				Honda - SP125 / Spike Racing				
IDEAL LAP TIME : 1:38.447		BEST LAP TIME : 1:38.716				DIFFERENCE : 0.269				
LAP	SECTOR 1	SECTOR 2		SECTOR 3		LAP TIME	MPH	DIFF	TIME OF DAY	
1 -	OUTLAP	95.0	45.980	82.7	24.691	116.9	1:45.658	82.90	6.942	14:11:47.306
2 -	31.669	98.1	44.857	84.9	24.058	117.5	1:40.584	87.08	1.868	14:13:27.890
3 -	32.706	94.9	45.003	83.2	23.968	116.3	1:41.677	86.15	2.961	14:15:09.567
4 -	31.494	97.6	44.803	88.1	23.647	118.7	1:39.944	87.64	1.228	14:16:49.511
5 -	31.177	98.9	44.250	87.4	23.793	117.3	1:39.220	88.28	0.504	14:18:28.731
6 -	31.160	98.3	44.746	83.3	IN PIT		3:00.570 P	48.51	1:21.854	14:21:29.301
7 -	OUTLAP	96.4	44.995	86.0	24.410	116.5	1:42.891	85.13	4.175	14:23:12.192
8 -	31.077	98.8	44.614	86.5	23.892	116.1	1:39.583	87.96	0.867	14:24:51.775
9 -	31.688	98.1	44.720	88.3	23.818	116.5	1:40.226	87.40	1.510	14:26:32.001
10 -	31.328	98.3	44.534	87.3	23.927	115.5	1:39.789	87.78	1.073	14:28:11.790
11 -	30.929	98.8	44.323	88.5	23.855	115.3	1:39.107 (3)	88.38	0.391	14:29:50.897
12 -	30.928	99.2	44.592	89.1	23.770	116.7	1:39.290	88.22	0.574	14:31:30.187
13 -	30.883	98.6	44.330	87.6	23.790	118.1	1:39.003 (2)	88.48	0.287	14:33:09.190
14 -	30.773	99.4	44.027	85.8	23.916	120.0	1:38.716 (1)	88.73		14:34:47.906
15 -	33.470	54.3	46.630	80.7	24.423	115.3	1:44.523	83.80	5.807	14:36:32.429

P11	142	M3	Brian SLOOTEN				Honda - Bakker Frames Holland				
IDEAL LAP TIME : 1:38.597		BEST LAP TIME : 1:38.756				DIFFERENCE : 0.159					
LAP	SECTOR 1	SECTOR 2		SECTOR 3		LAP TIME	MPH	DIFF	TIME OF DAY		

Weather / Track : Bright / Dry

Brands Hatch GP
Circuit Length = 2.4332 miles
Start: 14:10 Flag 14:35 End: 14:37

2014 MCE British Superbike Championship - Round 5

2014 Motul British Motostar Championship

QUALIFYING 2 - SECTOR ANALYSIS

SECTOR 1 = FL to I1, SECTOR 2 = I1 to I2, SECTOR 3 = I2 to FL, DIFF = Difference To Personal Best Lap

LAP	SECTOR 1	SECTOR 2	SECTOR 3	LAP TIME	MPH	DIFF	TIME OF DAY				
1 -	OUTLAP	78.7	49.672	83.5	IN PIT						
2 -	OUTLAP	90.5	46.478	85.7	23.977	119.8	1:44.879	83.52	6.123	14:15:05.094	
3 -	32.015	96.9	45.225	86.0	23.769	120.6	1:41.009	86.72	2.253	14:16:46.103	
4 -	31.729	97.8	44.936	85.9	23.755	119.8	1:40.420	87.23	1.664	14:18:26.523	
5 -	31.402	95.4	45.532	77.5	24.622	116.5	1:41.556	86.25	2.800	14:20:08.079	
6 -	31.235	99.2	44.709	87.1	23.782	118.7	1:39.726	87.83	0.970	14:21:47.805	
7 -	31.074	99.1	44.059	88.1	23.623	119.1	1:38.756 (1)	88.70		14:23:26.561	
8 -	30.996	98.9	44.940	84.5	23.876	118.3	1:39.812	87.76	1.056	14:25:06.373	
9 -	31.136	101.0	45.887	50.9	IN PIT		2:39.037 P	55.08	1:00.281	14:27:45.410	
10 -	OUTLAP	94.5	46.222	83.4	24.279	116.5	1:43.269	84.82	4.513	14:29:28.679	
11 -	31.188	99.4	45.540	86.4	24.048	117.1	1:40.776	86.92	2.020	14:31:09.455	
12 -	31.114	96.2	45.829	83.6	24.035	118.3	1:40.978	86.75	2.222	14:32:50.433	
13 -	31.013	98.8	44.449	87.1	23.641	118.9	1:39.103	(3)	88.39	0.347	14:34:29.536
14 -	31.054	99.8	44.277	85.8	23.542	118.5	1:38.873	(2)	88.59	0.117	14:36:08.409

P12 72 Alex PERSSON

Honda - PWR / Nordgren Racing

IDEAL LAP TIME : 1:38.769 BEST LAP TIME : 1:38.957

DIFFERENCE : 0.188

LAP	SECTOR 1	SECTOR 2	SECTOR 3	LAP TIME	MPH	DIFF	TIME OF DAY				
1 -	OUTLAP	88.0	47.072	79.7	24.434	120.6	1:48.080	81.04	9.123	14:11:50.565	
2 -	36.696	75.8	45.815	84.7	24.066	120.0	1:46.577	82.19	7.620	14:13:37.142	
3 -	31.558	95.7	45.359	82.1	IN PIT		4:22.779	P	33.33	2:43.822	14:17:59.921
4 -	OUTLAP	94.2	46.054	78.8	24.206	118.9	1:45.676	82.89	6.719	14:19:45.597	
5 -	31.542	97.9	44.788	85.2	23.810	118.7	1:40.140	87.47	1.183	14:21:25.737	
6 -	31.109	100.3	44.343	84.5	23.594	119.8	1:39.046	(2)	88.44	0.089	14:23:04.783
7 -	31.457	100.4	44.363	84.7	23.639	119.1	1:39.459	88.07	0.502	14:24:44.242	
8 -	30.953	99.8	44.346	86.4	23.658	119.1	1:38.957 (1)	88.52		14:26:23.199	
9 -	30.832	101.0	44.692	84.3	23.846	117.7	1:39.370	(3)	88.15	0.413	14:28:02.569
10 -	31.379	100.4	44.796	83.3	23.754	117.1	1:39.929	87.66	0.972	14:29:42.498	
11 -	30.927	101.9	44.810	84.2	23.829	118.5	1:39.566	87.98	0.609	14:31:22.064	
12 -	31.127	99.7	44.952	83.0	IN PIT		3:11.231	P	45.80	1:32.274	14:34:33.295
13 -	OUTLAP	87.9	47.427	79.3	24.289	117.9	1:52.578	77.81	13.621	14:36:25.873	

P13 86 M3 Charlie NESBITT

Repli-Cast - Repli-Cast UK

IDEAL LAP TIME : 1:38.934 BEST LAP TIME : 1:39.157

DIFFERENCE : 0.223

LAP	SECTOR 1	SECTOR 2	SECTOR 3	LAP TIME	MPH	DIFF	TIME OF DAY				
1 -	OUTLAP	91.3	46.505	75.6	24.200	122.6	1:45.730	82.85	6.573	14:11:50.691	
2 -	32.442	96.4	46.701	78.3	24.765	117.9	1:43.908	84.30	4.751	14:13:34.599	
3 -	31.982	98.6	45.063	80.2	24.108	119.1	1:41.153	86.59	1.996	14:15:15.752	
4 -	31.782	98.3	44.796	80.2	24.069	119.1	1:40.647	87.03	1.490	14:16:56.399	
5 -	31.303	99.7	45.239	79.1	24.136	119.1	1:40.678	87.00	1.521	14:18:37.077	
6 -	31.618	99.2	45.081	82.4	23.804	118.5	1:40.503	87.16	1.346	14:20:17.580	
7 -	31.201	99.5	45.084	83.7	23.807	117.9	1:40.092	(3)	87.51	0.935	14:21:57.672
8 -	31.165	98.9	44.878	83.7	23.915	118.3	1:39.958	(2)	87.63	0.801	14:23:37.630
9 -	31.059	100.4	44.325	82.7	23.773	120.6	1:39.157 (1)	88.34		14:25:16.787	
10 -	31.991	90.6	46.362	85.0	23.550	118.7	1:41.903	85.96	2.746	14:26:58.690	

P14 36 M3 Jayson URIBE

Honda - FPW Racing / RSR

IDEAL LAP TIME : 1:39.229 BEST LAP TIME : 1:39.229

DIFFERENCE : 0.000

LAP	SECTOR 1	SECTOR 2	SECTOR 3	LAP TIME	MPH	DIFF	TIME OF DAY				
1 -	OUTLAP	92.3	48.835	75.4	25.697	115.7	1:50.868	79.01	11.639	14:12:53.122	
2 -	32.149	97.5	46.162	78.4	24.815	116.9	1:43.126	84.94	3.897	14:14:36.248	
3 -	31.814	97.8	45.259	83.7	24.415	116.9	1:41.488	86.31	2.259	14:16:17.736	
4 -	31.606	96.8	45.794	73.2	24.857	116.1	1:42.257	85.66	3.028	14:17:59.993	
5 -	34.084	80.4	47.053	82.9	24.412	116.5	1:45.549	82.99	6.320	14:19:45.542	
6 -	31.832	98.3	44.819	85.8	24.001	117.7	1:40.652	(2)	87.03	1.423	14:21:26.194
7 -	30.985	98.2	47.075	72.6	IN PIT		2:07.413	P	68.75	28.184	14:23:33.607
8 -	OUTLAP	99.2	45.633	82.8	24.484	117.9	1:42.992	85.05	3.763	14:25:16.599	
9 -	31.830	97.1	45.414	82.9	24.165	118.9	1:41.409	86.38	2.180	14:26:58.008	
10 -	31.657	98.6	45.264	74.4	24.393	116.5	1:41.314	86.46	2.085	14:28:39.322	
11 -	31.180	100.1	45.782	85.8	24.003	120.0	1:40.965	86.76	1.736	14:30:20.287	
12 -	43.742	96.5	44.745	84.4	24.134	120.2	1:52.621	77.78	13.392	14:32:12.908	
13 -	31.063	99.2	45.208	84.2	24.395	117.9	1:40.666	(3)	87.01	1.437	14:33:53.574

Brands Hatch GP

Circuit Length = 2.4332 miles

Start: 14:10 Flag 14:35 End: 14:37

Weather / Track : Bright / Dry

MCRCB BULLETIN TK119

2014 MCE British Superbike Championship - Round 5

2014 Motul British Motostar Championship

QUALIFYING 2 - SECTOR ANALYSIS

SECTOR 1 = FL to I1, SECTOR 2 = I1 to I2, SECTOR 3 = I2 to FL, DIFF = Difference To Personal Best Lap

14 - 30.776 99.2 44.469 83.4 23.984 118.1 1:39.229 (1) 88.27 14:35:32.803

P15 65		Josh OWENS					Honda - RCD Motorsport				
IDEAL LAP TIME : 1:39.202		BEST LAP TIME : 1:39.428					DIFFERENCE : 0.226				
LAP		SECTOR 1	SECTOR 2	SECTOR 3	LAP TIME	MPH	DIFF	TIME OF DAY			
1 -	OUTLAP	94.9	46.631	73.7	24.945	118.9	1:46.176	82.50	6.748	14:13:46.715	
2 -	32.527	95.1	45.578	76.8	24.616	117.7	1:42.721	85.27	3.293	14:15:29.436	
3 -	32.313	94.7	45.069	82.7	24.623	117.1	1:42.005	85.87	2.577	14:17:11.441	
4 -	31.911	96.5	44.642	83.0	24.387	116.5	1:40.940	86.78	1.512	14:18:52.381	
5 -	31.863	95.7	44.703	82.7	24.163	116.7	1:40.729	86.96	1.301	14:20:33.110	
6 -	31.624	97.3	45.035	86.3	24.222	117.3	1:40.881	86.83	1.453	14:22:13.991	
7 -	31.461	96.9	44.983	84.5	24.363	116.7	1:40.807	86.89	1.379	14:23:54.798	
8 -	31.321	97.9	44.616	85.0	23.729	116.9	1:39.666	87.89	0.238	14:25:34.464	
9 -	31.455	97.6	45.115	87.6	23.949	115.1	1:40.519	87.14	1.091	14:27:14.983	
10 -	31.424	96.5	44.846	87.6	23.960	115.5	1:40.230	87.39	0.802	14:28:55.213	
11 -	31.176	97.9	44.386	84.3	23.866	115.1	1:39.428 (1)	88.10		14:30:34.641	
12 -	31.217	98.2	44.564	85.7	23.812	117.3	1:39.593 (2)	87.95	0.165	14:32:14.234	
13 -	31.122	97.1	44.559	83.2	24.067	119.6	1:39.748	87.81	0.320	14:33:53.982	
14 -	31.450	95.7	44.482	86.5	23.694	117.9	1:39.626 (3)	87.92	0.198	14:35:33.608	

P16 84		Daniel HERMANSSON					TSR Luyten - FPW Racing				
IDEAL LAP TIME : 1:39.599		BEST LAP TIME : 1:39.616					DIFFERENCE : 0.017				
LAP		SECTOR 1	SECTOR 2	SECTOR 3	LAP TIME	MPH	DIFF	TIME OF DAY			
1 -	OUTLAP	93.3	47.552	79.3	24.352	119.4	1:48.391	80.81	8.775	14:11:50.200	
2 -	32.890	91.6	47.136	79.9	24.548	120.0	1:44.574	83.76	4.958	14:13:34.774	
3 -	32.903	96.2	45.519	81.2	24.382	119.8	1:42.804	85.20	3.188	14:15:17.578	
4 -	32.145	96.0	45.895	82.8	24.180	119.8	1:42.220	85.69	2.604	14:16:59.798	
5 -	31.384	98.3	45.586	81.6	24.156	119.4	1:41.126	86.62	1.510	14:18:40.924	
6 -	31.854	98.2	45.764	85.1	24.048	118.9	1:41.666	86.16	2.050	14:20:22.590	
7 -	32.015	98.1	45.854	84.3	24.202	118.1	1:42.071	85.82	2.455	14:22:04.661	
8 -	31.592	97.1	45.827	81.2	24.374	118.3	1:41.793	86.05	2.177	14:23:46.454	
9 -	31.375	98.9	45.601	87.7	24.017	119.6	1:40.993	86.73	1.377	14:25:27.447	
10 -	31.335	97.9	45.307	83.8	23.976	119.1	1:40.618	87.06	1.002	14:27:08.065	
11 -	31.236	99.2	45.349	84.2	23.824	118.1	1:40.409 (2)	87.24	0.793	14:28:48.474	
12 -	31.234	100.0	46.870	78.3	24.313	118.3	1:42.417	85.53	2.801	14:30:30.891	
13 -	31.598	99.1	44.960	83.2	23.986	118.9	1:40.544 (3)	87.12	0.928	14:32:11.435	
14 -	31.727	97.9	45.624	77.5	24.044	119.1	1:41.395	86.39	1.779	14:33:52.830	
15 -	30.988	98.2	44.787	85.0	23.841	119.4	1:39.616 (1)	87.93		14:35:32.446	

P17 79 M3		Chris TAYLOR					Honda - Elevator Saddles & Bridles				
IDEAL LAP TIME : 1:39.819		BEST LAP TIME : 1:39.837					DIFFERENCE : 0.018				
LAP		SECTOR 1	SECTOR 2	SECTOR 3	LAP TIME	MPH	DIFF	TIME OF DAY			
1 -	OUTLAP	77.4	51.847	71.4	26.323	116.1	1:57.779	74.37	17.942	14:13:04.107	
2 -	34.275	90.8	48.854	74.8	25.391	117.5	1:48.520	80.72	8.683	14:14:52.627	
3 -	33.647	95.0	47.679	80.1	24.965	118.7	1:46.291	82.41	6.454	14:16:38.918	
4 -	33.324	94.1	47.055	79.5	24.917	117.7	1:45.296	83.19	5.459	14:18:24.214	
5 -	32.507	93.7	46.604	77.0	24.935	118.3	1:44.046	84.19	4.209	14:20:08.260	
6 -	32.868	93.9	46.144	80.5	24.614	117.9	1:43.626	84.53	3.789	14:21:51.886	
7 -	32.074	94.6	45.840	81.7	24.288	118.3	1:42.202	85.71	2.365	14:23:34.088	
8 -	31.879	97.1	46.016	81.3	24.308	118.5	1:42.203	85.71	2.366	14:25:16.291	
9 -	31.932	97.9	45.457	84.9	24.117	118.5	1:41.506	86.29	1.669	14:26:57.797	
10 -	31.685	97.9	45.611	75.2	24.315	120.0	1:41.611	86.20	1.774	14:28:39.408	
11 -	31.642	97.6	45.087	83.4	24.082	117.7	1:40.811 (3)	86.89	0.974	14:30:20.219	
12 -	31.720	97.1	45.116	85.0	24.038	118.7	1:40.874	86.83	1.037	14:32:01.093	
13 -	31.269	97.3	44.881	81.4	24.013	119.6	1:40.163 (2)	87.45	0.326	14:33:41.256	
14 -	31.056	98.2	44.899	83.6	23.882	119.4	1:39.837 (1)	87.74		14:35:21.093	

P18 127		Georgina POLDEN					Honda - RS Racing				
IDEAL LAP TIME : 1:40.328		BEST LAP TIME : 1:40.328					DIFFERENCE : 0.000				
LAP		SECTOR 1	SECTOR 2	SECTOR 3	LAP TIME	MPH	DIFF	TIME OF DAY			

Weather / Track : Bright / Dry

Brands Hatch GP
Circuit Length = 2.4332 miles
Start: 14:10 Flag 14:35 End: 14:37

MCRCB BULLETIN TK119

2014 MCE British Superbike Championship - Round 5

2014 Motul British Motostar Championship

QUALIFYING 2 - SECTOR ANALYSIS

SECTOR 1 = FL to I1, SECTOR 2 = I1 to I2, SECTOR 3 = I2 to FL, DIFF = Difference To Personal Best Lap

1 -	OUTLAP	87.2	49.097	71.5	25.355	122.0	1:52.629	77.77	12.301	14:11:55.498
2 -	32.905	94.7	46.793	74.9	24.414	122.2	1:44.112	84.13	3.784	14:13:39.610
3 -	32.110	99.1	46.399	75.4	24.319	122.0	1:42.828	85.18	2.500	14:15:22.438
4 -	31.848	100.1	45.473	80.1	23.998	122.2	1:41.319	(3) 86.45	0.991	14:17:03.757
5 -	32.284	96.8	45.423	79.7	23.934	123.5	1:41.641	86.18	1.313	14:18:45.398
6 -	31.910	98.5	45.522	78.4	23.937	123.1	1:41.369	86.41	1.041	14:20:26.767
7 -	33.595	83.4	48.635	72.1	IN PIT		4:46.773	P 30.54	3:06.445	14:25:13.540
8 -	OUTLAP	88.6	47.413	78.8	23.915	122.0	1:52.340	77.97	12.012	14:27:05.880
9 -	31.818	98.8	45.669	83.9	23.996	120.4	1:41.483	86.31	1.155	14:28:47.363
10 -	31.679	100.6	46.636	74.5	24.013	120.9	1:42.328	85.60	2.000	14:30:29.691
11 -	31.839	100.1	45.052	79.2	23.816	122.4	1:40.707	(2) 86.98	0.379	14:32:10.398
12 -	32.968	88.8	46.494	74.1	24.663	124.0	1:44.125	84.12	3.797	14:33:54.523
13 -	31.643	101.5	44.961	80.0	23.724	122.2	1:40.328	(1) 87.31		14:35:34.851

P19 164	Anthony ALONSO	Honda - SP125 / BARF Racing	
IDEAL LAP TIME : 1:40.291	BEST LAP TIME : 1:40.334	DIFFERENCE : 0.043	

LAP	SECTOR 1	SECTOR 2	SECTOR 3	LAP TIME	MPH	DIFF	TIME OF DAY			
1 -	OUTLAP	90.3	48.439	83.5	25.696	110.5	1:48.611	80.65	8.277	14:16:26.487
2 -	32.141	95.1	46.282	85.2	24.782	110.9	1:43.205	84.87	2.871	14:18:09.692
3 -	31.835	93.5	46.374	87.7	24.686	109.2	1:42.895	85.13	2.561	14:19:52.587
4 -	31.668	93.8	45.877	85.4	24.595	109.1	1:42.140	85.76	1.806	14:21:34.727
5 -	31.705	94.6	46.160	82.3	24.980	111.4	1:42.845	85.17	2.511	14:23:17.572
6 -	32.019	93.3	46.107	87.1	24.673	109.8	1:42.799	85.21	2.465	14:25:00.371
7 -	31.435	94.3	45.801	88.6	24.440	109.4	1:41.676	86.15	1.342	14:26:42.047
8 -	31.216	94.5	45.776	86.7	IN PIT		2:48.154	P 52.09	1:07.820	14:29:30.201
9 -	OUTLAP	91.5	47.296	83.8	24.548	110.3	1:45.847	82.75	5.513	14:31:16.048
10 -	31.382	94.3	45.509	88.6	24.356	109.6	1:41.247	(3) 86.51	0.913	14:32:57.295
11 -	30.992	94.9	45.441	89.3	24.269	109.8	1:40.702	(2) 86.98	0.368	14:34:37.997
12 -	31.035	94.6	45.093	87.8	24.206	110.0	1:40.334	(1) 87.30		14:36:18.331

P20 64	Asher DURHAM	Honda - SP125Racing.com	
IDEAL LAP TIME : 1:40.554	BEST LAP TIME : 1:40.657	DIFFERENCE : 0.103	

LAP	SECTOR 1	SECTOR 2	SECTOR 3	LAP TIME	MPH	DIFF	TIME OF DAY			
1 -	OUTLAP	84.8	51.929	69.4	26.433	116.3	1:56.768	75.01	16.111	14:13:25.249
2 -	35.458	87.0	49.199	75.6	25.918	113.5	1:50.575	79.22	9.918	14:15:15.824
3 -	33.838	93.9	47.208	81.0	IN PIT		5:44.224	P 25.44	4:03.567	14:21:00.048
4 -	OUTLAP	90.6	48.159	77.0	25.050	115.9	1:53.389	77.25	12.732	14:22:53.437
5 -	32.704	95.7	46.634	78.7	24.638	116.9	1:43.976	84.24	3.319	14:24:37.413
6 -	31.979	97.2	45.859	81.7	24.346	115.7	1:42.184	85.72	1.527	14:26:19.597
7 -	31.680	98.2	46.388	78.8	24.764	116.9	1:42.832	85.18	2.175	14:28:02.429
8 -	32.025	97.5	45.658	83.2	24.194	116.3	1:41.877	85.98	1.220	14:29:44.306
9 -	31.505	97.5	45.127	85.8	24.198	117.5	1:40.830	(2) 86.87	0.173	14:31:25.136
10 -	31.634	95.8	45.340	83.6	24.232	117.1	1:41.206	(3) 86.55	0.549	14:33:06.342
11 -	32.042	94.9	45.397	81.8	24.297	116.7	1:41.736	86.10	1.079	14:34:48.078
12 -	31.608	98.2	45.003	81.7	24.046	118.5	1:40.657	(1) 87.02		14:36:28.735

P21 69	Tom BOOTH-AMOS	Honda - 2T Racing / FAB Racing	
IDEAL LAP TIME : 1:40.743	BEST LAP TIME : 1:40.770	DIFFERENCE : 0.027	

LAP	SECTOR 1	SECTOR 2	SECTOR 3	LAP TIME	MPH	DIFF	TIME OF DAY			
1 -	OUTLAP	80.5	48.758	63.5	25.992	116.1	1:50.422	79.33	9.652	14:12:01.570
2 -	33.255	87.1	46.763	70.7	25.090	116.7	1:45.108	83.34	4.338	14:13:46.678
3 -	32.719	88.6	46.069	72.6	25.158	115.5	1:43.946	84.27	3.176	14:15:30.624
4 -	32.458	91.8	46.164	73.1	24.708	116.3	1:43.330	84.77	2.560	14:17:13.954
5 -	32.147	93.4	45.712	76.4	24.341	115.9	1:42.200	85.71	1.430	14:18:56.154
6 -	34.109	79.9	49.325	72.0	IN PIT		5:38.345	P 25.89	3:57.575	14:24:34.499
7 -	OUTLAP	91.1	48.810	77.5	24.488	113.3	1:46.381	82.34	5.611	14:26:20.880
8 -	32.132	94.3	45.169	79.9	24.463	115.7	1:41.764	86.07	0.994	14:28:02.644
9 -	32.215	92.8	45.474	80.1	24.078	118.1	1:41.767	86.07	0.997	14:29:44.411
10 -	31.584	94.3	45.081	83.8	24.105	119.1	1:40.770	(1) 86.92		14:31:25.181
11 -	31.743	93.5	45.375	77.4	24.106	118.3	1:41.224	(3) 86.53	0.454	14:33:06.405
12 -	31.805	94.9	45.263	78.1	24.370	114.9	1:41.438	86.35	0.668	14:34:47.843
13 -	31.602	94.7	45.418	77.1	24.169	115.5	1:41.189	(2) 86.56	0.419	14:36:29.032

Weather / Track : Bright / Dry

Brands Hatch GP
Circuit Length = 2.4332 miles
Start: 14:10 Flag 14:35 End: 14:37

MCRCB BULLETIN TK119**2014 MCE British Superbike Championship - Round 5****2014 Motul British Motostar Championship****QUALIFYING 2 - SECTOR ANALYSIS**

SECTOR 1 = FL to I1, SECTOR 2 = I1 to I2, SECTOR 3 = I2 to FL, DIFF = Difference To Personal Best Lap

P22 13 M3 Sam BURMAN			Honda - WNT / Burman Racing							
IDEAL LAP TIME : 1:41.002		BEST LAP TIME : 1:41.002		DIFFERENCE : 0.000						
LAP	SECTOR 1	SECTOR 2	SECTOR 3	LAP TIME	MPH	DIFF	TIME OF DAY			
1 -	OUTLAP	93.2	47.058	79.7	24.974	118.9	1:48.122	81.01	7.120	14:11:49.826
2 -	33.017	96.4	46.837	80.1	24.737	119.8	1:44.591	83.75	3.589	14:13:34.417
3 -	33.416	93.4	45.991	84.3	24.617	120.4	1:44.024	84.20	3.022	14:15:18.441
4 -	32.368	97.3	46.260	77.8	25.402	118.7	1:44.030	84.20	3.028	14:17:02.471
5 -	32.389	96.8	45.861	86.0	24.759	118.1	1:43.009	85.03	2.007	14:18:45.480
6 -	32.248	98.5	45.635	82.6	24.480	120.2	1:42.363	85.57	1.361	14:20:27.843
7 -	32.155	97.8	45.429	83.1	24.410	119.1	1:41.994	85.88	0.992	14:22:09.837
8 -	32.594	95.3	45.452	83.1	24.383	119.1	1:42.429	85.52	1.427	14:23:52.266
9 -	32.069	97.9	45.361	85.2	24.196	118.9	1:41.626	86.19	0.624	14:25:33.892
10 -	31.821	98.8	45.702	78.5	24.173	120.0	1:41.696	86.13	0.694	14:27:15.588
11 -	31.714	98.8	45.199	86.8	24.089	119.6	1:41.002 (1)	86.72		14:28:56.590
12 -	31.847	98.6	45.352	83.6	24.262	118.1	1:41.461 (2)	86.33	0.459	14:30:38.051
13 -	32.037	99.1	45.898	77.3	24.553	119.1	1:42.488	85.47	1.486	14:32:20.539
14 -	32.051	97.6	45.341	86.8	24.337	118.7	1:41.729	86.10	0.727	14:34:02.268
15 -	31.909	98.8	45.319	84.7	24.268	119.1	1:41.496 (3)	86.30	0.494	14:35:43.764

P23 74 M3 Joe THOMPSON			Repli-Cast - Repli-Cast UK								
IDEAL LAP TIME : 1:41.521		BEST LAP TIME : 1:41.662		DIFFERENCE : 0.141							
LAP	SECTOR 1	SECTOR 2	SECTOR 3	LAP TIME	MPH	DIFF	TIME OF DAY				
1 -	OUTLAP	80.2	49.837	68.6	25.967	117.1	1:52.586	77.80	10.924	14:12:03.076	
2 -	33.771	93.9	48.261	76.8	25.363	117.3	1:47.395	81.56	5.733	14:13:50.471	
3 -	33.105	90.5	47.102	78.5	25.227	117.7	1:45.434	83.08	3.772	14:15:35.905	
4 -	32.776	91.8	46.912	80.0	24.643	119.4	1:44.331	83.96	2.669	14:17:20.236	
5 -	32.299	95.1	46.201	79.7	24.816	118.9	1:43.316	84.78	1.654	14:19:03.552	
6 -	32.222	92.8	46.032	81.2	24.892	117.9	1:43.146	84.92	1.484	14:20:46.698	
7 -	31.973	92.6	46.498	79.1	24.562	119.6	1:43.033	85.01	1.371	14:22:29.731	
8 -	31.829	94.2	46.537	78.3	24.533	118.5	1:42.899	85.13	1.237	14:24:12.630	
9 -	32.066	94.3	46.100	82.2	24.301	117.5	1:42.467 (3)	85.48	0.805	14:25:55.097	
10 -	31.953	95.1	49.411	72.7	IN PIT		2:44.917	P	53.11	1:03.255	14:28:40.014
11 -	OUTLAP	82.4	49.845	77.8	24.443	117.9	1:50.804	79.05	9.142	14:30:30.818	
12 -	32.157	95.5	45.657	82.0	24.168	118.7	1:41.982 (2)	85.89	0.320	14:32:12.800	
13 -	31.788	95.8	46.137	79.4	24.757	120.2	1:42.682	85.31	1.020	14:33:55.482	
14 -	31.814	95.7	45.772	80.7	24.076	118.7	1:41.662 (1)	86.16		14:35:37.144	

P24 124 Tasia RODINK			Honda - Promemo Racing								
IDEAL LAP TIME : 1:41.957		BEST LAP TIME : 1:42.060		DIFFERENCE : 0.103							
LAP	SECTOR 1	SECTOR 2	SECTOR 3	LAP TIME	MPH	DIFF	TIME OF DAY				
1 -	OUTLAP	83.5	49.285	70.1	25.435	115.7	1:52.100	78.14	10.040	14:12:23.842	
2 -	33.563	90.0	47.004	75.6	24.671	116.7	1:45.238	83.23	3.178	14:14:09.080	
3 -	33.121	92.4	46.372	79.4	24.586	117.1	1:44.079	84.16	2.019	14:15:53.159	
4 -	32.941	89.1	47.074	76.3	24.699	115.7	1:44.714	83.65	2.654	14:17:37.873	
5 -	32.488	94.7	46.105	81.2	24.697	116.9	1:43.290	84.80	1.230	14:19:21.163	
6 -	32.544	94.3	46.844	79.4	IN PIT		5:26.107	P	26.86	3:44.047	14:24:47.270
7 -	OUTLAP	90.5	47.160	81.4	24.572	116.1	1:48.927	80.41	6.867	14:26:36.197	
8 -	33.329	87.2	46.327	83.8	24.483	115.9	1:44.139	84.11	2.079	14:28:20.336	
9 -	32.225	94.7	46.347	81.2	24.272	115.5	1:42.844 (3)	85.17	0.784	14:30:03.180	
10 -	32.373	95.3	46.270	82.4	24.230	117.1	1:42.873	85.15	0.813	14:31:46.053	
11 -	32.270	95.1	45.804	79.7	24.041	119.4	1:42.115 (2)	85.78	0.055	14:33:28.168	
12 -	32.180	96.1	45.736	79.2	24.144	118.5	1:42.060 (1)	85.83		14:35:10.228	

P25 11 Joseph THOMAS			Honda - Moto UK Racing							
IDEAL LAP TIME : 1:41.806		BEST LAP TIME : 1:42.060		DIFFERENCE : 0.254						
LAP	SECTOR 1	SECTOR 2	SECTOR 3	LAP TIME	MPH	DIFF	TIME OF DAY			
1 -	OUTLAP	87.1	48.773	64.5	26.194	113.3	1:49.828	79.75	7.768	14:13:58.713
2 -	33.620	90.3	46.603	76.6	24.836	114.9	1:45.059	83.38	2.999	14:15:43.772
3 -	32.585	95.0	46.512	79.4	24.977	115.5	1:44.074	84.16	2.014	14:17:27.846

Weather / Track : Bright / Dry

Brands Hatch GP

Circuit Length = 2.4332 miles

Start: 14:10 Flag 14:35 End: 14:37

QUALIFYING 2 - SECTOR ANALYSIS

SECTOR 1 = FL to I1, SECTOR 2 = I1 to I2, SECTOR 3 = I2 to FL, DIFF = Difference To Personal Best Lap

4 -	32.831	94.2	46.392	77.8	24.820	114.3	1:44.043	84.19	1.983	14:19:11.889
5 -	32.608	94.9	46.278	73.9	24.868	114.7	1:43.754	84.42	1.694	14:20:55.643
6 -	32.611	94.1	46.499	76.8	24.790	114.3	1:43.900	84.31	1.840	14:22:39.543
7 -	32.809	93.3	46.140	79.9	24.707	114.3	1:43.656 (3)	84.50	1.596	14:24:23.199
8 -	32.053	95.3	45.602	80.5	24.546	114.5	1:42.201 (2)	85.71	0.141	14:26:05.400
9 -	32.746	89.9	46.361	79.7	IN PIT		3:29.345 P	41.84	1:47.285	14:29:34.745
10 -	OUTLAP	94.1	45.721	78.9	24.517	114.7	1:43.324	84.78	1.264	14:31:18.069
11 -	32.307	94.9	45.281	82.8	24.472	114.9	1:42.060 (1)	85.83		14:33:00.129

P26 90	Greg GREENWOOD	Luyten Honda - FPW Racing
IDEAL LAP TIME : 1:42.124	BEST LAP TIME : 1:42.124	DIFFERENCE : 0.000

LAP	SECTOR 1	SECTOR 2	SECTOR 3	LAP TIME	MPH	DIFF	TIME OF DAY			
1 -	OUTLAP	87.1	49.563	74.9	IN PIT		4:43.529 P	30.89	3:01.405	14:14:45.755
2 -	OUTLAP	88.8	48.776	81.8	25.202	115.7	3:53.273	37.55	2:11.149	14:18:39.028
3 -	33.100	96.0	46.951	81.6	24.658	117.3	1:44.709	83.65	2.585	14:20:23.737
4 -	33.736	93.5	46.689	80.9	25.084	116.7	1:45.509	83.02	3.385	14:22:09.246
5 -	34.469	95.7	46.437	82.0	25.112	117.3	1:46.018	82.62	3.894	14:23:55.264
6 -	33.974	77.5	47.759	81.1	24.684	116.9	1:46.417	82.31	4.293	14:25:41.681
7 -	32.687	94.2	46.333	82.3	24.766	115.9	1:43.786 (3)	84.40	1.662	14:27:25.467
8 -	32.504	96.1	46.972	80.5	24.655	116.5	1:44.131	84.12	2.007	14:29:09.598
9 -	32.714	93.2	46.481	82.2	24.614	115.7	1:43.809	84.38	1.685	14:30:53.407
10 -	32.187	95.4	46.162	85.5	24.529	117.3	1:42.878 (2)	85.14	0.754	14:32:36.285
11 -	31.942	96.0	45.721	85.3	24.461	116.9	1:42.124 (1)	85.77		14:34:18.409
12 -	32.421	90.6	50.817	78.9	24.801	116.7	1:48.039	81.08	5.915	14:36:06.448

P27 88	Wesley JONKER	Honda - Racing Family
IDEAL LAP TIME : 1:41.996	BEST LAP TIME : 1:42.255	DIFFERENCE : 0.259

LAP	SECTOR 1	SECTOR 2	SECTOR 3	LAP TIME	MPH	DIFF	TIME OF DAY			
1 -	OUTLAP	91.1	48.728	72.0	25.839	116.5	1:52.837	77.63	10.582	14:11:56.290
2 -	33.588	94.2	47.388	79.0	25.955	116.5	1:46.931	81.92	4.676	14:13:43.221
3 -	33.943	91.4	47.521	76.7	IN PIT		2:35.924 P	56.18	53.669	14:16:19.145
4 -	OUTLAP	94.9	47.344	81.6	24.881	116.7	1:46.714	82.08	4.459	14:18:05.859
5 -	32.927	96.2	46.116	84.9	24.448	116.9	1:43.491	84.64	1.236	14:19:49.350
6 -	32.722	97.6	46.292	82.4	24.802	115.7	1:43.816	84.37	1.561	14:21:33.166
7 -	33.000	96.9	46.245	82.9	24.947	115.1	1:44.192	84.07	1.937	14:23:17.358
8 -	32.996	97.3	45.835	84.4	24.561	116.9	1:43.392	84.72	1.137	14:25:00.750
9 -	32.373	98.5	45.516	85.7	24.390	114.3	1:42.279 (2)	85.64	0.024	14:26:43.029
10 -	32.244	98.1	45.362	85.4	24.695	115.9	1:42.301 (3)	85.62	0.046	14:28:25.330
11 -	32.421	97.6	47.197	78.2	IN PIT		2:36.978 P	55.80	54.723	14:31:02.308
12 -	OUTLAP	89.8	49.205	79.1	24.898	117.3	1:49.652	79.88	7.397	14:32:51.960
13 -	32.585	97.5	45.672	85.3	24.587	117.3	1:42.844	85.17	0.589	14:34:34.804
14 -	32.371	97.3	45.437	82.4	24.447	117.1	1:42.255 (1)	85.66		14:36:17.059

P28 47	Jake ARCHER	Honda - Jake Archer Racing
IDEAL LAP TIME : 1:42.477	BEST LAP TIME : 1:42.687	DIFFERENCE : 0.210

LAP	SECTOR 1	SECTOR 2	SECTOR 3	LAP TIME	MPH	DIFF	TIME OF DAY			
1 -	OUTLAP	79.7	49.260	67.5	25.683	114.5	1:51.917	78.27	9.230	14:11:55.049
2 -	33.908	88.8	48.254	74.6	25.661	115.1	1:47.823	81.24	5.136	14:13:42.872
3 -	33.860	88.7	47.523	74.3	25.209	114.7	1:46.592	82.18	3.905	14:15:29.464
4 -	33.373	91.8	46.859	74.9	24.859	116.1	1:45.091	83.35	2.404	14:17:14.555
5 -	33.062	93.8	46.618	75.0	24.863	114.5	1:44.543	83.79	1.856	14:18:59.098
6 -	33.173	94.1	46.442	77.4	24.890	115.3	1:44.505	83.82	1.818	14:20:43.603
7 -	33.114	93.9	46.909	75.0	24.839	115.1	1:44.862	83.53	2.175	14:22:28.465
8 -	32.909	93.9	46.391	80.5	24.921	114.3	1:44.221	84.05	1.534	14:24:12.686
9 -	32.645	95.4	46.114	80.0	24.631	113.9	1:43.390 (3)	84.72	0.703	14:25:56.076
10 -	32.566	95.1	46.430	80.1	24.580	113.3	1:43.576	84.57	0.889	14:27:39.652
11 -	32.618	96.8	46.483	80.4	24.691	113.5	1:43.792	84.39	1.105	14:29:23.444
12 -	32.935	95.1	45.986	77.9	24.585	113.9	1:43.506	84.63	0.819	14:31:06.950
13 -	32.518	95.5	47.155	83.7	24.729	115.9	1:44.402	83.90	1.715	14:32:51.352
14 -	32.183	96.1	46.039	79.2	24.465	114.3	1:42.687 (1)	85.30		14:34:34.039
15 -	32.485	95.7	45.829	78.9	24.496	114.3	1:42.810 (2)	85.20	0.123	14:36:16.849

Brands Hatch GP

Circuit Length = 2.4332 miles

Start: 14:10 Flag 14:35 End: 14:37

Weather / Track : Bright / Dry

MCRCB BULLETIN TK119

2014 MCE British Superbike Championship - Round 5

2014 Motul British Motostar Championship

QUALIFYING 2 - SECTOR ANALYSIS

SECTOR 1 = FL to I1, SECTOR 2 = I1 to I2, SECTOR 3 = I2 to FL, DIFF = Difference To Personal Best Lap

P29 18		Paul DOBB					Honda - PDR				
IDEAL LAP TIME : 1:43.533		BEST LAP TIME : 1:43.533					DIFFERENCE : 0.000				
LAP	SECTOR 1	SECTOR 2		SECTOR 3		LAP TIME	MPH	DIFF	TIME OF DAY		
1 -	OUTLAP	89.9	48.786	71.8	25.626	113.1	1:51.363	78.66	7.830	14:14:28.284	
2 -	33.203	92.8	47.740	74.8	25.290	113.9	1:46.233	82.45	2.700	14:16:14.517	
3 -	33.189	91.5	47.321	71.2	25.569	114.3	1:46.079	82.57	2.546	14:18:00.596	
4 -	33.310	91.9	47.319	72.4	25.347	115.9	1:45.976	82.65	2.443	14:19:46.572	
5 -	32.903	93.7	47.657	72.9	IN PIT		3:35.265 P	40.69	1:51.732	14:23:21.837	
6 -	OUTLAP	93.3	47.383	73.2	25.180	115.1	1:47.957	81.14	4.424	14:25:09.794	
7 -	32.748	95.5	47.032	71.4	25.128	114.1	1:44.908	83.50	1.375	14:26:54.702	
8 -	32.889	95.4	47.144	71.5	25.123	117.1	1:45.156	83.30	1.623	14:28:39.858	
9 -	33.081	93.7	46.687	73.8	24.949	113.9	1:44.717 (3)	83.65	1.184	14:30:24.575	
10 -	33.050	96.0	46.692	73.0	24.987	114.5	1:44.729	83.64	1.196	14:32:09.304	
11 -	32.736	95.0	46.543	73.9	25.054	115.9	1:44.333 (2)	83.96	0.800	14:33:53.637	
12 -	32.557	96.0	46.302	74.9	24.674	114.9	1:43.533 (1)	84.60		14:35:37.170	

P30 4		Louis VALLELEY					KTM - Century 21 / Cresswell Racing				
IDEAL LAP TIME : 1:43.717		BEST LAP TIME : 1:44.325					DIFFERENCE : 0.608				
LAP	SECTOR 1	SECTOR 2		SECTOR 3		LAP TIME	MPH	DIFF	TIME OF DAY		
1 -	OUTLAP	83.5	48.443	75.2	27.072	110.3	1:55.191	76.04	10.866	14:11:58.735	
2 -	33.951	89.9	47.719	75.6	25.648	110.9	1:47.318	81.62	2.993	14:13:46.053	
3 -	33.029	91.6	46.892	76.4	25.271	111.4	1:45.192	83.27	0.867	14:15:31.245	
4 -	32.855	94.2	47.051	78.6	25.059	112.9	1:44.965	83.45	0.640	14:17:16.210	
5 -	33.393	89.9	47.361	79.8	24.964	111.6	1:45.718	82.86	1.393	14:19:01.928	
6 -	33.242	91.8	47.863	76.6	IN PIT		4:25.483 P	32.99	2:41.158	14:23:27.411	
7 -	OUTLAP	90.0	48.295	78.3	24.838	114.3	1:50.020	79.62	5.695	14:25:17.431	
8 -	32.640	93.5	47.093	78.0	25.053	112.5	1:44.786 (2)	83.59	0.461	14:27:02.217	
9 -	33.663	89.9	49.222	79.4	25.063	111.1	1:47.948	81.14	3.623	14:28:50.165	
10 -	33.087	92.8	47.136	81.9	24.612	112.7	1:44.835 (3)	83.55	0.510	14:30:35.000	
11 -	33.437	89.3	47.290	81.8	25.010	110.7	1:45.737	82.84	1.412	14:32:20.737	
12 -	33.114	92.0	46.465	86.3	24.746	112.9	1:44.325 (1)	83.96		14:34:05.062	
13 -	33.137	93.5	46.884	82.7	25.053	110.5	1:45.074	83.36	0.749	14:35:50.136	

P31 7		Jamie ASHBY					Honda - JPA Racing / SP125				
IDEAL LAP TIME : 1:45.821		BEST LAP TIME : 1:45.859					DIFFERENCE : 0.038				
LAP	SECTOR 1	SECTOR 2		SECTOR 3		LAP TIME	MPH	DIFF	TIME OF DAY		
1 -	OUTLAP	82.2	50.587	66.2	26.444	115.3	1:55.246	76.00	9.387	14:12:53.899	
2 -	35.319	87.9	48.889	73.6	25.755	114.7	1:49.963	79.66	4.104	14:14:43.862	
3 -	34.931	88.6	47.995	71.9	25.770	114.7	1:48.696	80.59	2.837	14:16:32.558	
4 -	34.414	91.6	47.935	71.2	25.595	114.5	1:47.944	81.15	2.085	14:18:20.502	
5 -	34.325	85.9	47.837	73.3	25.360	115.7	1:47.522	81.47	1.663	14:20:08.024	
6 -	34.381	91.6	47.695	76.0	IN PIT		2:28.842 P	58.85	42.983	14:22:36.866	
7 -	OUTLAP	84.5	48.328	73.1	25.606	114.9	1:49.535	79.97	3.676	14:24:26.401	
8 -	34.078	91.6	47.387	75.6	25.493	113.3	1:46.958	81.89	1.099	14:26:13.359	
9 -	34.096	92.0	47.289	76.3	25.539	114.5	1:46.924	81.92	1.065	14:28:00.283	
10 -	34.064	93.9	47.208	75.6	25.457	114.7	1:46.729	82.07	0.870	14:29:47.012	
11 -	34.041	91.0	47.146	76.7	25.219	114.5	1:46.406 (3)	82.32	0.547	14:31:33.418	
12 -	33.786	91.9	47.032	78.2	25.231	117.5	1:46.049 (2)	82.60	0.190	14:33:19.467	
13 -	33.670	91.6	46.932	78.1	25.257	115.5	1:45.859 (1)	82.75		14:35:05.326	

P32 100		Stephen CAMPBELL					Honda - Campbell Racing				
IDEAL LAP TIME : 1:46.151		BEST LAP TIME : 1:47.012					DIFFERENCE : 0.861				
LAP	SECTOR 1	SECTOR 2		SECTOR 3		LAP TIME	MPH	DIFF	TIME OF DAY		
1 -	OUTLAP	80.9	52.580	66.7	28.554	112.9	2:01.837	71.89	14.825	14:12:09.044	
2 -	35.291	83.9	50.200	68.2	26.351	113.9	1:51.842	78.32	4.830	14:14:00.886	
3 -	34.807	85.0	49.544	71.5	25.999	112.9	1:50.350	79.38	3.338	14:15:51.236	
4 -	34.680	88.0	48.848	72.3	25.578	114.5	1:49.106	80.28	2.094	14:17:40.342	
5 -	33.843	91.4	49.014	73.7	25.485	113.9	1:48.342	80.85	1.330	14:19:28.684	
6 -	33.706	93.0	48.952	74.0	25.455	113.1	1:48.113	81.02	1.101	14:21:16.797	
7 -	33.517	93.0	47.940	76.9	25.872	112.9	1:47.329 (3)	81.61	0.317	14:23:04.126	

Brands Hatch GP

Circuit Length = 2.4332 miles

Start: 14:10 Flag 14:35 End: 14:37

Weather / Track : Bright / Dry

MCRCB BULLETIN TK119

2014 MCE British Superbike Championship - Round 5

2014 Motul British Motostar Championship

QUALIFYING 2 - SECTOR ANALYSIS

SECTOR 1 = FL to I1, SECTOR 2 = I1 to I2, SECTOR 3 = I2 to FL, DIFF = Difference To Personal Best Lap

8 -	35.842	89.8	49.583	69.1	IN PIT		4:17.209	P	34.05	2:30.197	14:27:21.335
9 -	OUTLAP	91.1	50.411	75.7	25.824	112.5	1:54.382		76.58	7.370	14:29:15.717
10 -	33.921	93.2	49.349	76.3	25.460	113.3	1:48.730		80.56	1.718	14:31:04.447
11 -	33.755	89.9	48.406	75.4	26.013	116.5	1:48.174		80.97	1.162	14:32:52.621
12 -	33.789	90.6	48.078	78.2	25.145	114.7	1:47.012 (1)		81.85		14:34:39.633
13 -	34.251	91.8	47.489	76.6	25.426	114.1	1:47.166	(2)	81.74	0.154	14:36:26.799

P33 44	Jake BAYFORD				Honda - Intek Adhesives by SGR Racing							
IDEAL LAP TIME : 1:47.420		BEST LAP TIME : 1:47.420		DIFFERENCE : 0.000								

LAP	SECTOR 1	SECTOR 2	SECTOR 3	LAP TIME	MPH	DIFF	TIME OF DAY			
1 -	OUTLAP	83.1	50.757	70.8	IN PIT		6:25.944 P	22.69	4:38.524	14:16:34.441
2 -	OUTLAP	80.3	48.821	76.9	25.682	110.9	1:59.341	73.40	11.921	14:18:33.782
3 -	34.223	90.3	47.576	78.8	25.621	111.8	1:47.420 (1)	81.54		14:20:21.202

P34 28	Bradley RAY				EE125 - FAB-Racing							
IDEAL LAP TIME : 1:44.496		BEST LAP TIME :		DIFFERENCE :								

LAP	SECTOR 1	SECTOR 2	SECTOR 3	LAP TIME	MPH	DIFF	TIME OF DAY			
1 -	OUTLAP	91.3	49.268	83.8	23.983	120.9	1:46.271	82.42		14:21:43.944

MCRCB BULLETIN TK120**2014 MCE British Superbike Championship - Round 5****2014 Motul British Motostar Championship****QUALIFYING 2 - BEST SPEEDS**

POS	SECTOR 1			SECTOR 2			FINISH LINE		
	NO	NAME	MPH	NO	NAME	MPH	NO	NAME	MPH
1	66	Joe IRVING	104.8	6	Taz TAYLOR	93.4	66	Joe IRVING	125.6
2	61	Ernst DUBBINK	104.8	45	Olly SIMPSON	92.6	61	Ernst DUBBINK	125.4
3	6	Taz TAYLOR	103.0	12	Edward RENDELL	92.5	34	Jordan WEAVING	124.2
4	34	Jordan WEAVING	102.9	34	Jordan WEAVING	92.3	42	James HOBSON	124.0
5	45	Olly SIMPSON	101.9	66	Joe IRVING	90.5	127	Georgina POLDEN	124.0
6	72	Alex PERSSON	101.9	61	Ernst DUBBINK	90.0	6	Taz TAYLOR	123.3
7	127	Georgina POLDEN	101.5	43	Arnie SHELTON	89.7	86	Charlie NESBITT	122.6
8	142	Brian SLOOTEN	101.0	164	Anthony ALONSO	89.3	45	Olly SIMPSON	122.0
9	86	Charlie NESBITT	100.4	35	Elliot LODGE	89.1	28	Bradley RAY	120.9
10	12	Edward RENDELL	100.3	25	Mike BROUWERS	88.7	12	Edward RENDELL	120.6
11	36	Jayson URIBE	100.1	142	Brian SLOOTEN	88.1	72	Alex PERSSON	120.6
12	84	Daniel HERMANSSON	100.0	84	Daniel HERMANSSON	87.7	142	Brian SLOOTEN	120.6
13	35	Elliot LODGE	99.4	65	Josh OWENS	87.6	13	Sam BURMAN	120.4
14	42	James HOBSON	99.2	13	Sam BURMAN	86.8	36	Jayson URIBE	120.2
15	13	Sam BURMAN	99.1	72	Alex PERSSON	86.4	74	Joe THOMPSON	120.2
16	28	Bradley RAY	99.1	4	Louis VALLELEY	86.3	35	Elliot LODGE	120.0
17	25	Mike BROUWERS	98.6	36	Jayson URIBE	85.8	79	Chris TAYLOR	120.0
18	88	Wesley JONKER	98.5	64	Asher DURHAM	85.8	84	Daniel HERMANSSON	120.0
19	43	Arnie SHELTON	98.2	88	Wesley JONKER	85.7	25	Mike BROUWERS	119.8
20	64	Asher DURHAM	98.2	90	Greg GREENWOOD	85.5	65	Josh OWENS	119.6
21	65	Josh OWENS	98.2	79	Chris TAYLOR	85.0	124	Tasia RODINK	119.4
22	79	Chris TAYLOR	98.2	86	Charlie NESBITT	85.0	43	Arnie SHELTON	119.1
23	47	Jake ARCHER	96.8	127	Georgina POLDEN	83.9	69	Tom BOOTH-AMOS	119.1
24	90	Greg GREENWOOD	96.1	28	Bradley RAY	83.8	64	Asher DURHAM	118.5
25	124	Tasia RODINK	96.1	69	Tom BOOTH-AMOS	83.8	7	Jamie ASHBY	117.5
26	18	Paul DOBB	96.0	124	Tasia RODINK	83.8	88	Wesley JONKER	117.3
27	74	Joe THOMPSON	95.8	47	Jake ARCHER	83.7	90	Greg GREENWOOD	117.3
28	11	Joseph THOMAS	95.3	42	James HOBSON	83.6	18	Paul DOBB	117.1
29	164	Anthony ALONSO	95.1	11	Joseph THOMAS	82.8	100	Stephen CAMPBELL	116.5
30	69	Tom BOOTH-AMOS	94.9	74	Joe THOMPSON	82.2	47	Jake ARCHER	116.1
31	4	Louis VALLELEY	94.2	44	Jake BAYFORD	78.8	11	Joseph THOMAS	115.5
32	7	Jamie ASHBY	93.9	7	Jamie ASHBY	78.2	4	Louis VALLELEY	114.3
33	100	Stephen CAMPBELL	93.2	100	Stephen CAMPBELL	78.2	44	Jake BAYFORD	111.8
34	44	Jake BAYFORD	90.3	18	Paul DOBB	74.9	164	Anthony ALONSO	111.4

Weather / Track : Bright / Dry

Brands Hatch GP

Circuit Length = 2.4332 miles

Start: 14:10 Flag 14:35 End: 14:37

Results can be found at www.tsl-timing.com

Printed - 14:40 Saturday, 19 July 2014

MCRCB BULLETIN TK121

2014 MCE British Superbike Championship - Round 5

2014 Motul British Motostar Championship

QUALIFYING 2 - BEST SECTORS

SECTOR 1			SECTOR 2			SECTOR 3			IDEAL / BEST COMPARISON						
POS	NO	NAME	TIME	NO	NAME	TIME	NO	NAME	TIME	POS	NO	NAME	IDEAL	BEST	DIFF
1	66	IRVING	29.829	66	IRVING	42.232	66	IRVING	22.692				PERFECT LAP	1:34.753	
2	45	SIMPSON	29.925	45	SIMPSON	42.535	61	DUBBINK	22.705	1	66	IRVING	1:34.753	1:34.763	0.010
3	34	WEAVING	30.000	61	DUBBINK	42.712	45	SIMPSON	22.930	2	45	SIMPSON	1:35.390	1:35.397	0.007
4	6	TAYLOR	30.108	6	TAYLOR	42.742	6	TAYLOR	22.935	3	61	DUBBINK	1:35.587	1:35.810	0.223
5	61	DUBBINK	30.170	12	RENDELL	42.801	34	WEAVING	22.984	4	6	TAYLOR	1:35.785	1:35.785	0.000
6	12	RENDELL	30.182	34	WEAVING	42.900	12	RENDELL	23.149	5	34	WEAVING	1:35.884	1:36.152	0.268
7	35	LODGE	30.773	43	SHELTON	43.525	42	HOBSON	23.273	6	12	RENDELL	1:36.132	1:36.132	0.000
8	36	URIBE	30.776	25	BROUWERS	43.903	43	SHELTON	23.397	7	43	SHELTON	1:37.928	1:37.928	0.000
9	25	BROUWERS	30.795	42	HOBSON	44.016	142	SLOOTEN	23.542	8	25	BROUWERS	1:38.309	1:38.582	0.273
10	72	PERSSON	30.832	35	LODGE	44.027	86	NESBITT	23.550	9	42	HOBSON	1:38.403	1:38.403	0.000
11	84	HERMANSSON	30.988	142	SLOOTEN	44.059	72	PERSSON	23.594	10	35	LODGE	1:38.447	1:38.716	0.269
12	164	ALONSO	30.992	86	NESBITT	44.325	25	BROUWERS	23.611	11	142	SLOOTEN	1:38.597	1:38.756	0.159
13	142	SLOOTEN	30.996	72	PERSSON	44.343	35	LODGE	23.647	12	72	PERSSON	1:38.769	1:38.957	0.188
14	43	SHELTON	31.006	65	OWENS	44.386	65	OWENS	23.694	13	86	NESBITT	1:38.934	1:39.157	0.223
15	79	TAYLOR	31.056	36	URIBE	44.469	127	POLDEN	23.724	14	65	OWENS	1:39.202	1:39.428	0.226
16	86	NESBITT	31.059	84	HERMANSSON	44.787	84	HERMANSSON	23.824	15	36	URIBE	1:39.229	1:39.229	0.000
17	42	HOBSON	31.114	79	TAYLOR	44.881	79	TAYLOR	23.882	16	84	HERMANSSON	1:39.599	1:39.616	0.017
18	65	OWENS	31.122	127	POLDEN	44.961	28	RAY	23.983	17	79	TAYLOR	1:39.819	1:39.837	0.018
19	28	RAY	31.245	64	DURHAM	45.003	36	URIBE	23.984	18	164	ALONSO	1:40.291	1:40.334	0.043
20	64	DURHAM	31.505	69	BOOTH-AMOS	45.081	124	RODINK	24.041	19	127	POLDEN	1:40.328	1:40.328	0.000
21	69	BOOTH-AMOS	31.584	164	ALONSO	45.093	64	DURHAM	24.046	20	64	DURHAM	1:40.554	1:40.657	0.103
22	127	POLDEN	31.643	13	BURMAN	45.199	74	THOMPSON	24.076	21	69	BOOTH-AMOS	1:40.743	1:40.770	0.027
23	13	BURMAN	31.714	11	THOMAS	45.281	69	BOOTH-AMOS	24.078	22	13	BURMAN	1:41.002	1:41.002	0.000
24	74	THOMPSON	31.788	88	JONKER	45.362	13	BURMAN	24.089	23	74	THOMPSON	1:41.521	1:41.662	0.141
25	90	GREENWOOD	31.942	74	THOMPSON	45.657	164	ALONSO	24.206	24	11	THOMAS	1:41.806	1:42.060	0.254
26	11	THOMAS	32.053	90	GREENWOOD	45.721	88	JONKER	24.390	25	124	RODINK	1:41.957	1:42.060	0.103
27	124	RODINK	32.180	124	RODINK	45.736	90	GREENWOOD	24.461	26	88	JONKER	1:41.996	1:42.255	0.259
28	47	ARCHER	32.183	47	ARCHER	45.829	47	ARCHER	24.465	27	90	GREENWOOD	1:42.124	1:42.124	0.000
29	88	JONKER	32.244	18	DOBB	46.302	11	THOMAS	24.472	28	47	ARCHER	1:42.477	1:42.687	0.210
30	18	DOBB	32.557	4	VALLELEY	46.465	4	VALLELEY	24.612	29	18	DOBB	1:43.533	1:43.533	0.000
31	4	VALLELEY	32.640	7	ASHBY	46.932	18	DOBB	24.674	30	4	VALLELEY	1:43.717	1:44.325	0.608
32	100	CAMPBELL	33.517	100	CAMPBELL	47.489	100	CAMPBELL	25.145	31	28	RAY	1:44.496		
33	7	ASHBY	33.670	44	BAYFORD	47.576	7	ASHBY	25.219	32	7	ASHBY	1:45.821	1:45.859	0.038
34	44	BAYFORD	34.223	28	RAY	49.268	44	BAYFORD	25.621	33	100	CAMPBELL	1:46.151	1:47.012	0.861
										34	44	BAYFORD	1:47.420	1:47.420	0.000

Weather / Track : Bright / Dry

Results can be found at www.tsl-timing.com

Brands Hatch GP

Circuit Length = 2.4332 miles

Start: 14:10 Flag 14:35 End: 14:37

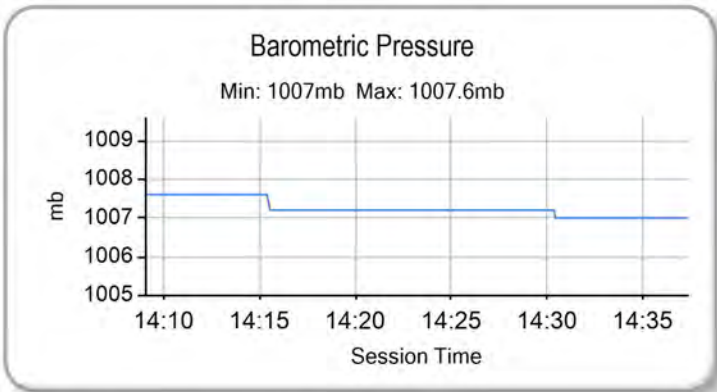
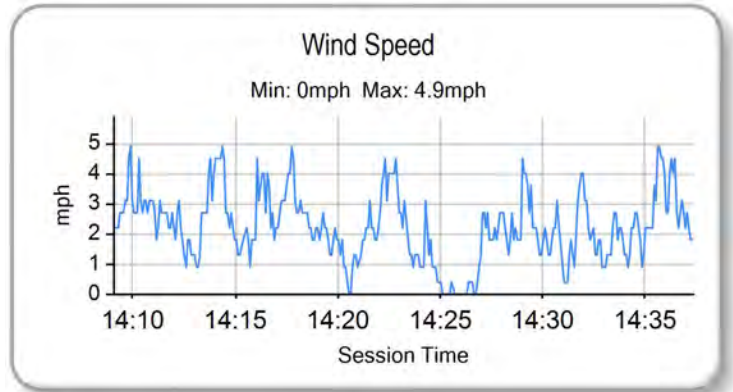
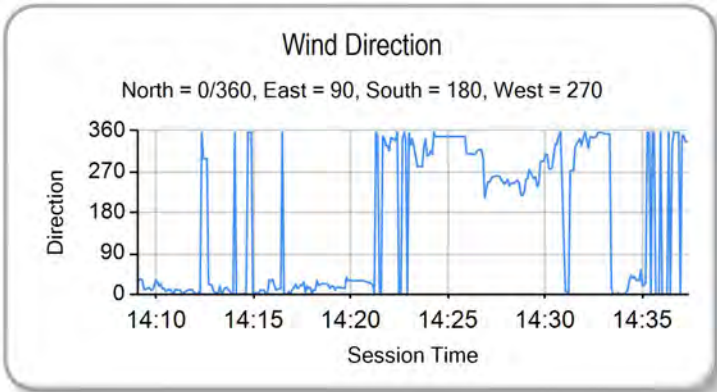
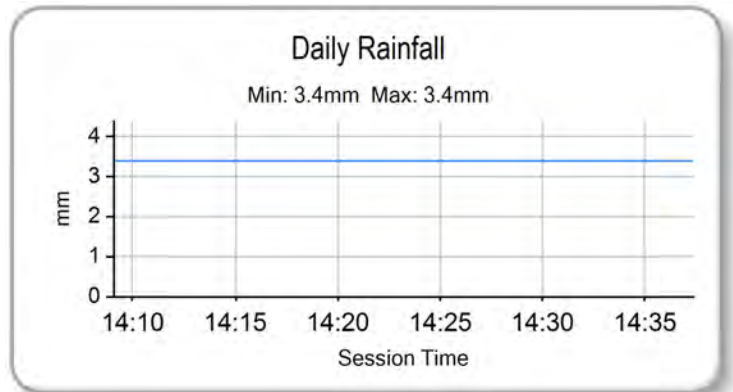
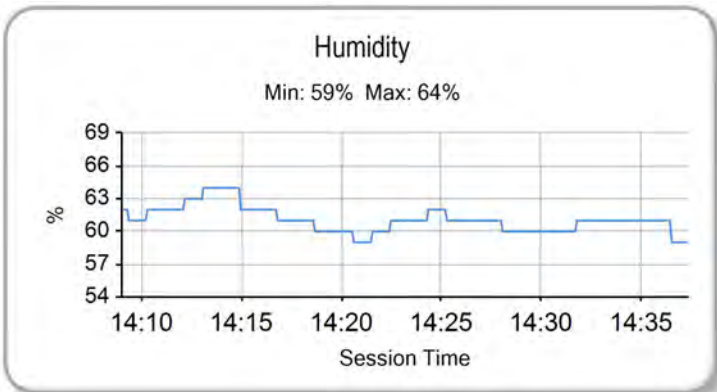
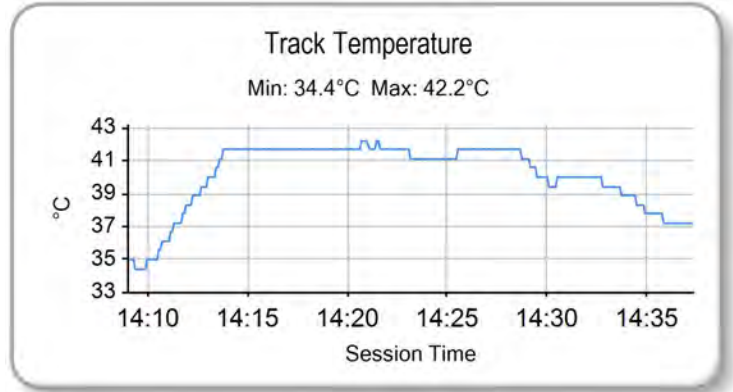
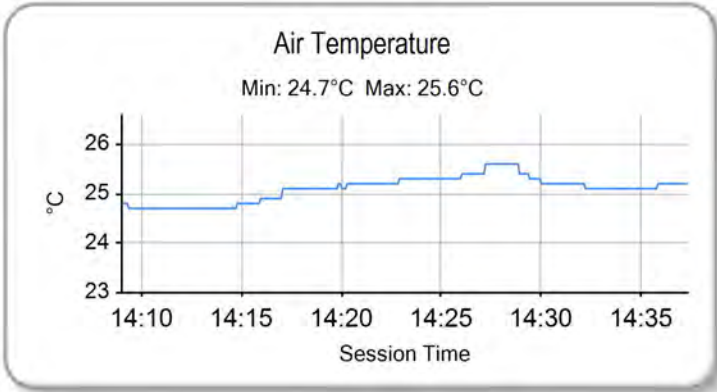
Printed - 14:40 Saturday, 19 July 2014

MCRCB BULLETIN TK122

2014 MCE British Superbike Championship - Round 5

2014 Motul British Motostar Championship

QUALIFYING 2 - WEATHER CONDITIONS



Weather / Track : Bright / Dry

Brands Hatch GP
Circuit Length = 2.4332 miles
Start: 14:10 Flag 14:35 End: 14:37

Results can be found at www.tsl-timing.com

Printed - 14:41 Saturday, 19 July 2014



ROW 12			34	1:47.420	44	Jake BAYFORD							
ROW 11		33	1:47.012	100	Stephen CAMPBELL	32	1:46.255	28	Bradley RAY	31	1:45.859	7	Jamie ASHBY
ROW 10	30	1:42.255	88	Wesley JONKER	29	1:44.325	4	Louis VALLELEY	28	1:43.533	18	Paul DOBB	
ROW 9		27	1:42.687	47	Jake ARCHER	26	1:42.124	90	Greg GREENWOOD	25	1:42.060	11	Joseph THOMAS
ROW 8	24	1:42.060	124	Tasia RODINK	23	1:41.662	74	Joe THOMPSON	22	1:41.002	13	Sam BURMAN	
ROW 7		21	1:40.770	69	Tom BOOTH-AMOS	20	1:40.657	64	Asher DURHAM	19	1:40.334	164	Anthony ALONSO
ROW 6	18	1:40.328	127	Georgina POLDEN	17	1:39.837	79	Chris TAYLOR	16	1:39.616	84	Daniel HERMANSSON	
ROW 5		15	1:39.428	65	Josh OWENS	14	1:39.229	36	Jayson URIBE	13	1:39.157	86	Charlie NESBITT
ROW 4	12	1:38.957	72	Alex PERSSON	11	1:38.756	142	Brian SLOOTEN	10	1:38.716	35	Elliot LODGE	
ROW 3		9	1:38.582	25	Mike BROUWERS	8	1:38.403	42	James HOBSON	7	1:37.928	43	Arnie SHELTON
ROW 2	6	1:36.152	34	Jordan WEAVING	5	1:36.132	12	Edward RENDELL	4	1:35.810	61	Ernst DUBBINK	
ROW 1		3	1:35.785	6	Taz TAYLOR	2	1:35.397	45	Olly SIMPSON	1	1:34.763	66	Joe IRVING
													Pole

No. 88 - 3 grid position penalty for delay in response to Black & Orange flag in FP2

Brands Hatch GP
Circuit Length = 2.4332 miles

These results are provisional until the conclusion of any judicial and technical matters.

Race Director :	Stewards :	Timekeeper :
-----------------	------------	--------------

Results can be found at www.britishsuperbike.com

Printed - 14:40 Saturday, 19 July 2014





POS	NO	CL	PIC NAME	ENTRY	TIME	ON	LAPS	GAP	DIFF	MPH	
1	45	M3	1	Olly SIMPSON	KTM - Olly Simpson Racing	1:35.048	5	5		92.16	
2	66	M3	2	Joe IRVING	KTM - Redline KTM	1:36.252	3	5	1.204	1.204	91.00
3	61	M3	3	Ernst DUBBINK	Honda - Ernst Dubbink Racing	1:36.258	5	5	1.210	0.006	91.00
4	6		1	Taz TAYLOR	Luyten Honda - FPW Racing / Hookless Holidays	1:36.642	5	5	1.594	0.384	90.64
5	34	M3	4	Jordan WEAVING	KTM - Jordan Racing / Burkert	1:36.721	5	5	1.673	0.079	90.56
6	36	M3	5	Jayson URIBE	Honda - FPW Racing / RSR	1:36.838	4	5	1.790	0.117	90.45
7	12		2	Edward RENDELL	Honda - Banks Racing	1:37.560	4	5	2.512	0.722	89.78
8	72		3	Alex PERSSON	Honda - PWR / Nordgren Racing	1:38.628	5	5	3.580	1.068	88.81
9	43		4	Arnie SHELTON	Honda - e3 Motorsport with Shelton Racing	1:38.794	4	4	3.746	0.166	88.66
10	164		5	Anthony ALONSO	Honda - SP125 / BARF Racing	1:38.936	5	5	3.888	0.142	88.54
11	65		6	Josh OWENS	Honda - RCD Motorsport	1:39.058	4	5	4.010	0.122	88.43
12	86	M3	6	Charlie NESBITT	Repli-Cast - Repli-Cast UK	1:39.090	3	5	4.042	0.032	88.40
13	25	M3	7	Mike BROUWERS	Honda - Joma / Brouwers Racing Team	1:39.389	5	5	4.341	0.299	88.13
14	42	M3	8	James HOBSON	Honda - Two 4 Motorsport with RS Racing	1:39.453	3	5	4.405	0.064	88.08
15	35		7	Elliot LODGE	Honda - SP125 / Spike Racing	1:39.619	5	5	4.571	0.166	87.93
16	127		8	Georgina POLDEN	Honda - RS Racing	1:39.624	4	5	4.576	0.005	87.92
17	142	M3	9	Brian SLOOTEN	Honda - Bakker Frames Holland	1:40.210	5	5	5.162	0.586	87.41
18	64		9	Asher DURHAM	Honda - SP125Racing.com	1:40.486	4	5	5.438	0.276	87.17
19	79	M3	10	Chris TAYLOR	Honda - Elevator Saddles & Bridles	1:40.696	4	5	5.648	0.210	86.99
20	84		10	Daniel HERMANSSON	TSR Luyten - FPW Racing	1:40.910	5	5	5.862	0.214	86.80
21	74	M3	11	Joe THOMPSON	Repli-Cast - Repli-Cast UK	1:41.357	5	5	6.309	0.447	86.42
22	13	M3	12	Sam BURMAN	Honda - WNT / Burman Racing	1:41.363	5	5	6.315	0.006	86.42
23	69		11	Tom BOOTH-AMOS	Honda - 2T Racing / FAB Racing	1:41.428	5	5	6.380	0.065	86.36
24	124		12	Tasia RODINK	Honda - Promemo Racing	1:41.536	5	5	6.488	0.108	86.27
25	11		13	Joseph THOMAS	Honda - Moto UK Racing	1:41.792	3	5	6.744	0.256	86.05
26	47		14	Jake ARCHER	Honda - Jake Archer Racing	1:42.387	5	5	7.339	0.595	85.55
27	44		15	Jake BAYFORD	Honda - Intek Adhesives by SGR Racing	1:42.728	4	5	7.680	0.341	85.27
28	88		16	Wesley JONKER	Honda - Racing Family	1:42.731	4	5	7.683	0.003	85.26
29	28		17	Bradley RAY	EE125 - FAB-Racing	1:42.752	2	3	7.704	0.021	85.25
30	4		18	Louis VALLELEY	KTM - Century 21 / Cresswell Racing	1:43.029	3	5	7.981	0.277	85.02
31	90		19	Greg GREENWOOD	Luyten Honda - FPW Racing	1:43.253	5	5	8.205	0.224	84.83
32	18		20	Paul DOBB	Honda - PDR	1:44.973	3	3	9.925	1.720	83.44
33	7		21	Jamie ASHBY	Honda - JPA Racing / SP125	1:46.716	4	4	11.668	1.743	82.08
34	100		22	Stephen CAMPBELL	Honda - Campbell Racing	1:47.951	4	4	12.903	1.235	81.14

Weather / Track : Bright / Dry

These results are provisional until the conclusion of any judicial and technical matters.

Brands Hatch GP

Circuit Length = 2.4332 miles

Start: 09:52 Flag 10:00 End: 10:02

Race Director :	Stewards :	Timekeeper :
-----------------	------------	--------------

Results can be found at www.britishsuperbike.com

Printed - 10:03 Sunday, 20 July 2014



MCRCB BULLETIN TK197

2014 MCE British Superbike Championship - Round 5

2014 Motul British Motostar Championship

WARM-UP - SECTOR ANALYSIS

SECTOR 1 = FL to I1, SECTOR 2 = I1 to I2, SECTOR 3 = I2 to FL, DIFF = Difference To Personal Best Lap

P1		45 M3		Oily SIMPSON		KTM - Oilly Simpson Racing				
IDEAL LAP TIME : 1:35.048		BEST LAP TIME : 1:35.048		DIFFERENCE : 0.000						
LAP	SECTOR 1	SECTOR 2	SECTOR 3	LAP TIME	MPH	DIFF	TIME OF DAY			
1 -	OUTLAP	97.3	43.780	86.8	23.423	120.0	1:41.418	86.37	6.370	09:55:07.199
2 -	30.436	100.6	42.931	89.0	23.281	120.4	1:36.648 (3)	90.63	1.600	09:56:43.847
3 -	31.072	98.6	42.708	87.9	23.090	120.6	1:36.870	90.42	1.822	09:58:20.717
4 -	30.221	101.3	42.577	88.3	23.043	120.4	1:35.841 (2)	91.39	0.793	09:59:56.558
5 -	30.027	101.9	42.194	89.1	22.827	121.7	1:35.048 (1)	92.16		10:01:31.606

P2		66 M3		Joe IRVING		KTM - Redline KTM				
IDEAL LAP TIME : 1:36.036		BEST LAP TIME : 1:36.252		DIFFERENCE : 0.216						
LAP	SECTOR 1	SECTOR 2	SECTOR 3	LAP TIME	MPH	DIFF	TIME OF DAY			
1 -	OUTLAP	96.8	44.959	78.1	23.413	124.9	1:41.470	86.32	5.218	09:54:22.722
2 -	31.572	92.9	43.616	83.4	23.233	124.5	1:38.421	89.00	2.169	09:56:01.143
3 -	30.661	104.0	42.731	85.7	22.860	125.6	1:36.252 (1)	91.00		09:57:37.395
4 -	30.569	101.6	43.520	73.8	23.814	123.3	1:37.903 (3)	89.47	1.651	09:59:15.298
5 -	30.445	99.4	42.863	83.9	23.258	124.9	1:36.566 (2)	90.71	0.314	10:00:51.864

P3		61 M3		Ernst DUBBINK		Honda - Ernst Dubbink Racing				
IDEAL LAP TIME : 1:36.206		BEST LAP TIME : 1:36.258		DIFFERENCE : 0.052						
LAP	SECTOR 1	SECTOR 2	SECTOR 3	LAP TIME	MPH	DIFF	TIME OF DAY			
1 -	OUTLAP	93.3	45.413	81.6	23.611	124.7	1:43.133	84.93	6.875	09:54:25.279
2 -	31.799	94.2	44.249	86.7	23.463	124.0	1:39.511	88.02	3.253	09:56:04.790
3 -	30.950	97.8	43.415	86.9	22.920	124.7	1:37.285 (3)	90.04	1.027	09:57:42.075
4 -	30.990	102.2	43.034	88.5	22.935	125.2	1:36.959 (2)	90.34	0.701	09:59:19.034
5 -	30.454	98.9	43.086	88.6	22.718	125.9	1:36.258 (1)	91.00		10:00:55.292

P4		6		Taz TAYLOR		Luyten Honda - FPW Racing / Hookless Holidays				
IDEAL LAP TIME : 1:36.575		BEST LAP TIME : 1:36.642		DIFFERENCE : 0.067						
LAP	SECTOR 1	SECTOR 2	SECTOR 3	LAP TIME	MPH	DIFF	TIME OF DAY			
1 -	OUTLAP	96.5	45.747	84.4	24.439	121.3	1:44.058	84.18	7.416	09:54:22.653
2 -	31.478	101.8	43.686	88.8	23.430	124.0	1:38.594	88.84	1.952	09:56:01.247
3 -	30.789	102.2	43.221	89.2	23.325	122.2	1:37.335 (2)	89.99	0.693	09:57:38.582
4 -	30.333	101.8	43.593	87.3	23.729	123.1	1:37.655 (3)	89.70	1.013	09:59:16.237
5 -	30.400	101.2	42.930	91.4	23.312	122.0	1:36.642 (1)	90.64		10:00:52.879

P5		34 M3		Jordan WEAVING		KTM - Jordan Racing / Burkert				
IDEAL LAP TIME : 1:36.641		BEST LAP TIME : 1:36.721		DIFFERENCE : 0.080						
LAP	SECTOR 1	SECTOR 2	SECTOR 3	LAP TIME	MPH	DIFF	TIME OF DAY			
1 -	OUTLAP	93.8	45.715	84.3	23.826	121.3	1:41.868	85.99	5.147	09:54:59.408
2 -	30.698	101.2	43.792	88.3	23.923	122.6	1:38.413	89.01	1.692	09:56:37.821
3 -	30.373	101.3	43.410	90.9	23.437	122.6	1:37.220 (3)	90.10	0.499	09:58:15.041
4 -	30.513	101.2	43.278	87.0	23.386	122.9	1:37.177 (2)	90.14	0.456	09:59:52.218
5 -	30.453	101.3	43.136	88.6	23.132	123.3	1:36.721 (1)	90.56		10:01:28.939

P6		36 M3		Jayson URIBE		Honda - FPW Racing / RSR				
IDEAL LAP TIME : 1:36.833		BEST LAP TIME : 1:36.838		DIFFERENCE : 0.005						
LAP	SECTOR 1	SECTOR 2	SECTOR 3	LAP TIME	MPH	DIFF	TIME OF DAY			
1 -	OUTLAP	89.0	46.539	81.3	24.038	121.7	1:45.120	83.33	8.282	09:54:26.918
2 -	31.511	98.3	45.220	80.1	23.886	123.8	1:40.617	87.06	3.779	09:56:07.535
3 -	31.085	100.9	43.738	82.7	23.700	121.3	1:38.523 (3)	88.91	1.685	09:57:46.058
4 -	30.386	101.0	43.229	86.2	23.223	122.6	1:36.838 (1)	90.45		09:59:22.896
5 -	30.672	101.3	43.224	82.3	23.553	120.0	1:37.449 (2)	89.89	0.611	10:01:00.345

P7		12		Edward RENDELL		Honda - Banks Racing				
IDEAL LAP TIME : 1:37.560		BEST LAP TIME : 1:37.560		DIFFERENCE : 0.000						
LAP	SECTOR 1	SECTOR 2	SECTOR 3	LAP TIME	MPH	DIFF	TIME OF DAY			

Weather / Track : Bright / Dry

Brands Hatch GP

Circuit Length = 2.4332 miles

Start: 09:52 Flag 10:00 End: 10:02

MCRCB BULLETIN TK197

2014 MCE British Superbike Championship - Round 5

2014 Motul British Motostar Championship

WARM-UP - SECTOR ANALYSIS

SECTOR 1 = FL to I1, SECTOR 2 = I1 to I2, SECTOR 3 = I2 to FL, DIFF = Difference To Personal Best Lap

1 -	OUTLAP	94.3	44.892	89.2	23.959	118.5	1:42.221	85.69	4.661	09:54:38.003
2 -	31.125	99.1	43.986	86.7	23.657	120.2	1:38.768 (3)	88.69	1.208	09:56:16.771
3 -	30.628	99.8	44.261	88.6	23.451	120.9	1:38.340 (2)	89.07	0.780	09:57:55.111
4 -	30.520	100.4	43.618	89.8	23.422	120.0	1:37.560 (1)	89.78		09:59:32.671
5 -	31.085	96.2	44.509	90.4	23.582	118.7	1:39.176	88.32	1.616	10:01:11.847

P8 72		Alex PERSSON				Honda - PWR / Nordgren Racing				
IDEAL LAP TIME : 1:38.628		BEST LAP TIME : 1:38.628				DIFFERENCE : 0.000				
LAP	SECTOR 1	SECTOR 2		SECTOR 3		LAP TIME	MPH	DIFF	TIME OF DAY	
1 -	OUTLAP	90.6	46.296	82.5	24.111	120.6	1:44.497	83.82	5.869	09:54:14.980
2 -	32.034	95.5	45.149	84.7	23.896	119.8	1:41.079	86.66	2.451	09:55:56.059
3 -	31.734	86.9	45.025	84.9	23.640	121.5	1:40.399 (3)	87.25	1.771	09:57:36.458
4 -	31.202	100.1	44.540	84.4	24.324	120.4	1:40.066 (2)	87.54	1.438	09:59:16.524
5 -	31.152	96.4	43.986	84.9	23.490	119.8	1:38.628 (1)	88.81		10:00:55.152

P9 43		Arnie SHELTON				Honda - e3 Motorsport with Shelton Racing				
IDEAL LAP TIME : 1:38.734		BEST LAP TIME : 1:38.794				DIFFERENCE : 0.060				
LAP	SECTOR 1	SECTOR 2		SECTOR 3		LAP TIME	MPH	DIFF	TIME OF DAY	
1 -	OUTLAP	90.9	45.978	80.9	24.229	119.8	1:45.934	82.69	7.140	09:56:06.432
2 -	32.238	94.6	44.815	82.5	23.967	120.0	1:41.020 (3)	86.71	2.226	09:57:47.452
3 -	31.696	96.4	44.098	83.5	23.568	119.8	1:39.362 (2)	88.16	0.568	09:59:26.814
4 -	31.402	95.1	43.764	85.3	23.628	120.2	1:38.794 (1)	88.66		10:01:05.608

P10 164		Anthony ALONSO				Honda - SP125 / BARF Racing				
IDEAL LAP TIME : 1:38.667		BEST LAP TIME : 1:38.936				DIFFERENCE : 0.269				
LAP	SECTOR 1	SECTOR 2		SECTOR 3		LAP TIME	MPH	DIFF	TIME OF DAY	
1 -	OUTLAP	90.1	47.533	74.7	24.592	119.6	1:47.514	81.47	8.578	09:54:32.068
2 -	32.744	92.8	46.448	77.4	24.191	120.2	1:43.383	84.73	4.447	09:56:15.451
3 -	31.404	98.2	45.209	83.3	23.763	122.6	1:40.376 (3)	87.27	1.440	09:57:55.827
4 -	31.628	98.3	44.086	84.9	23.613	121.5	1:39.327 (2)	88.19	0.391	09:59:35.154
5 -	31.122	98.3	44.355	87.1	23.459	120.4	1:38.936 (1)	88.54		10:01:14.090

P11 65		Josh OWENS				Honda - RCD Motorsport				
IDEAL LAP TIME : 1:38.470		BEST LAP TIME : 1:39.058				DIFFERENCE : 0.588				
LAP	SECTOR 1	SECTOR 2		SECTOR 3		LAP TIME	MPH	DIFF	TIME OF DAY	
1 -	OUTLAP	95.5	47.079	73.1	25.181	119.6	1:45.682	82.88	6.624	09:54:22.832
2 -	32.537	97.3	44.729	88.6	23.872	119.1	1:41.138	86.61	2.080	09:56:03.970
3 -	31.595	97.8	44.035	84.4	23.499	120.6	1:39.129 (3)	88.36	0.071	09:57:43.099
4 -	31.304	97.9	44.016	86.8	23.738	118.7	1:39.058 (1)	88.43		09:59:22.157
5 -	31.439	96.8	43.667	83.8	23.964	118.5	1:39.070 (2)	88.42	0.012	10:01:01.227

P12 86 M3		Charlie NESBITT				Repli-Cast - Repli-Cast UK				
IDEAL LAP TIME : 1:38.461		BEST LAP TIME : 1:39.090				DIFFERENCE : 0.629				
LAP	SECTOR 1	SECTOR 2		SECTOR 3		LAP TIME	MPH	DIFF	TIME OF DAY	
1 -	OUTLAP	94.7	45.451	82.7	23.766	121.5	1:43.787	84.40	4.697	09:54:38.160
2 -	31.328	101.2	44.195	85.9	24.014	119.6	1:39.537 (2)	88.00	0.447	09:56:17.697
3 -	30.883	101.3	44.544	88.1	23.663	122.2	1:39.090 (1)	88.40		09:57:56.787
4 -	31.233	93.2	44.996	86.1	23.383	122.2	1:39.612 (3)	87.93	0.522	09:59:36.399
5 -	31.301	100.4	44.948	83.2	23.861	121.5	1:40.110	87.50	1.020	10:01:16.509

P13 25 M3		Mike BROUWERS				Honda - Joma / Brouwers Racing Team				
IDEAL LAP TIME : 1:38.971		BEST LAP TIME : 1:39.389				DIFFERENCE : 0.418				
LAP	SECTOR 1	SECTOR 2		SECTOR 3		LAP TIME	MPH	DIFF	TIME OF DAY	
1 -	OUTLAP	95.4	46.053	80.9	24.011	117.7	1:44.256	84.02	4.867	09:54:15.959
2 -	31.938	97.2	44.538	82.9	23.753	119.4	1:40.229	87.39	0.840	09:55:56.188
3 -	31.459	97.8	44.828	87.0	23.637	117.3	1:39.924 (3)	87.66	0.535	09:57:36.112
4 -	31.293	97.6	44.136	76.6	24.434	118.1	1:39.863 (2)	87.71	0.474	09:59:15.975
5 -	31.563	93.9	44.284	81.9	23.542	120.0	1:39.389 (1)	88.13		10:00:55.364

Weather / Track : Bright / Dry

Brands Hatch GP

Circuit Length = 2.4332 miles

Start: 09:52 Flag 10:00 End: 10:02

MCRCB BULLETIN TK197

2014 MCE British Superbike Championship - Round 5

2014 Motul British Motostar Championship

WARM-UP - SECTOR ANALYSIS

SECTOR 1 = FL to I1, SECTOR 2 = I1 to I2, SECTOR 3 = I2 to FL, DIFF = Difference To Personal Best Lap

P14 42 M3		James HOBSON		Honda - Two 4 Motorsport with RS Racing							
IDEAL LAP TIME : 1:38.846		BEST LAP TIME : 1:39.453		DIFFERENCE : 0.607							
LAP	SECTOR 1	SECTOR 2		SECTOR 3		LAP TIME	MPH	DIFF	TIME OF DAY		
1 -	OUTLAP	81.4	46.717	77.7	24.605	122.6	1:47.464	81.51	8.011	09:54:34.801	
2 -	32.789	92.5	45.202	79.0	23.793	123.8	1:41.784	86.06	2.331	09:56:16.585	
3 -	31.518	93.8	44.181	74.9	23.754	126.6	1:39.453 (1)	88.08		09:57:56.038	
4 -	31.835	87.9	45.371	77.4	23.468	125.9	1:40.674 (3)	87.01	1.221	09:59:36.712	
5 -	31.197	94.7	45.220	76.7	23.620	125.9	1:40.037 (2)	87.56	0.584	10:01:16.749	

P15 35		Elliot LODGE		Honda - SP125 / Spike Racing							
IDEAL LAP TIME : 1:39.455		BEST LAP TIME : 1:39.619		DIFFERENCE : 0.164							
LAP	SECTOR 1	SECTOR 2		SECTOR 3		LAP TIME	MPH	DIFF	TIME OF DAY		
1 -	OUTLAP	83.9	49.971	78.9	25.735	110.1	1:50.424	79.32	10.805	09:54:34.252	
2 -	33.824	87.0	48.020	80.1	25.027	112.5	1:46.871	81.96	7.252	09:56:21.123	
3 -	33.284	90.9	47.286	77.6	24.120	117.7	1:44.690 (3)	83.67	5.071	09:58:05.813	
4 -	31.411	98.5	44.621	84.9	23.854	118.3	1:39.886 (2)	87.69	0.267	09:59:45.699	
5 -	31.139	98.9	44.462	83.4	24.018	121.3	1:39.619 (1)	87.93		10:01:25.318	

P16 127		Georgina POLDEN		Honda - RS Racing							
IDEAL LAP TIME : 1:39.268		BEST LAP TIME : 1:39.624		DIFFERENCE : 0.356							
LAP	SECTOR 1	SECTOR 2		SECTOR 3		LAP TIME	MPH	DIFF	TIME OF DAY		
1 -	OUTLAP	84.7	48.995	73.9	24.071	124.5	1:49.424	80.05	9.800	09:54:30.925	
2 -	32.406	97.9	45.530	81.1	23.530	124.9	1:41.466	86.33	1.842	09:56:12.391	
3 -	31.656	97.3	44.690	79.5	23.767	124.7	1:40.113 (2)	87.49	0.489	09:57:52.504	
4 -	31.077	98.2	44.918	81.5	23.629	125.4	1:39.624 (1)	87.92		09:59:32.128	
5 -	31.494	97.5	45.458	82.6	23.501	124.7	1:40.453 (3)	87.20	0.829	10:01:12.581	

P17 142 M3		Brian SLOOTEN		Honda - Bakker Frames Holland							
IDEAL LAP TIME : 1:39.967		BEST LAP TIME : 1:40.210		DIFFERENCE : 0.243							
LAP	SECTOR 1	SECTOR 2		SECTOR 3		LAP TIME	MPH	DIFF	TIME OF DAY		
1 -	OUTLAP	88.8	47.541	74.3	24.525	119.6	1:46.947	81.90	6.737	09:54:31.525	
2 -	33.032	88.7	46.506	82.4	24.014	118.9	1:43.552	84.59	3.342	09:56:15.077	
3 -	31.585	96.2	45.123	78.6	23.989	122.2	1:40.697 (2)	86.99	0.487	09:57:55.774	
4 -	31.988	87.9	46.034	82.5	24.192	120.0	1:42.214 (3)	85.70	2.004	09:59:37.988	
5 -	31.337	98.8	44.641	78.7	24.232	122.2	1:40.210 (1)	87.41		10:01:18.198	

P18 64		Asher DURHAM		Honda - SP125Racing.com							
IDEAL LAP TIME : 1:39.945		BEST LAP TIME : 1:40.486		DIFFERENCE : 0.541							
LAP	SECTOR 1	SECTOR 2		SECTOR 3		LAP TIME	MPH	DIFF	TIME OF DAY		
1 -	OUTLAP	87.0	48.337	77.4	25.103	118.3	1:48.221	80.94	7.735	09:54:31.462	
2 -	32.936	93.4	45.617	79.7	24.401	117.7	1:42.954	85.08	2.468	09:56:14.416	
3 -	31.783	96.9	45.417	81.1	24.031	118.1	1:41.231 (3)	86.53	0.745	09:57:55.647	
4 -	31.924	94.9	44.570	82.1	23.992	117.9	1:40.486 (1)	87.17		09:59:36.133	
5 -	31.383	100.1	45.561	81.4	24.067	120.6	1:41.011 (2)	86.72	0.525	10:01:17.144	

P19 79 M3		Chris TAYLOR		Honda - Elevator Saddles & Bridles							
IDEAL LAP TIME : 1:40.696		BEST LAP TIME : 1:40.696		DIFFERENCE : 0.000							
LAP	SECTOR 1	SECTOR 2		SECTOR 3		LAP TIME	MPH	DIFF	TIME OF DAY		
1 -	OUTLAP	81.8	48.320	78.8	25.003	116.3	1:49.440	80.04	8.744	09:54:30.862	
2 -	33.434	90.5	46.510	80.0	24.588	119.8	1:44.532	83.80	3.836	09:56:15.394	
3 -	32.513	96.5	45.606	80.7	24.447	118.5	1:42.566 (3)	85.40	1.870	09:57:57.960	
4 -	31.692	97.3	44.965	84.7	24.039	120.2	1:40.696 (1)	86.99		09:59:38.656	
5 -	32.334	95.3	45.903	83.2	24.271	118.3	1:42.508 (2)	85.45	1.812	10:01:21.164	

P20 84		Daniel HERMANSSON		TSR Luyten - FPW Racing							
IDEAL LAP TIME : 1:40.878		BEST LAP TIME : 1:40.910		DIFFERENCE : 0.032							
LAP	SECTOR 1	SECTOR 2		SECTOR 3		LAP TIME	MPH	DIFF	TIME OF DAY		
1 -	OUTLAP	81.8	48.320	78.8	25.003	116.3	1:49.440	80.04	8.744	09:54:30.862	
2 -	33.434	90.5	46.510	80.0	24.588	119.8	1:44.532	83.80	3.836	09:56:15.394	
3 -	32.513	96.5	45.606	80.7	24.447	118.5	1:42.566 (3)	85.40	1.870	09:57:57.960	
4 -	31.692	97.3	44.965	84.7	24.039	120.2	1:40.696 (1)	86.99		09:59:38.656	
5 -	32.334	95.3	45.903	83.2	24.271	118.3	1:42.508 (2)	85.45	1.812	10:01:21.164	

Weather / Track : Bright / Dry

Brands Hatch GP
Circuit Length = 2.4332 miles
Start: 09:52 Flag 10:00 End: 10:02

MCRCB BULLETIN TK197

2014 MCE British Superbike Championship - Round 5

2014 Motul British Motostar Championship

WARM-UP - SECTOR ANALYSIS

SECTOR 1 = FL to I1, SECTOR 2 = I1 to I2, SECTOR 3 = I2 to FL, DIFF = Difference To Personal Best Lap

1 -	OUTLAP	91.8	47.136	82.7	24.461	119.6	1:46.186	82.49	5.276	09:54:17.135
2 -	32.787	96.5	45.791	81.1	24.251	117.7	1:42.829	85.18	1.919	09:55:59.964
3 -	32.022	97.9	45.161	85.2	24.316	118.7	1:41.499 (2)	86.30	0.589	09:57:41.463
4 -	32.274	98.1	45.171	85.9	24.064	118.9	1:41.509 (3)	86.29	0.599	09:59:22.972
5 -	31.767	97.9	45.047	85.3	24.096	119.4	1:40.910 (1)	86.80		10:01:03.882

P21 74 M3 Joe THOMPSON		Repli-Cast - Repli-Cast UK								
IDEAL LAP TIME : 1:41.132		BEST LAP TIME : 1:41.357			DIFFERENCE : 0.225					
LAP	SECTOR 1	SECTOR 2	SECTOR 3	LAP TIME	MPH	DIFF	TIME OF DAY			
1 -	OUTLAP	84.5	47.674	77.7	24.895	119.8	1:48.688	80.59	7.331	09:54:36.358
2 -	32.917	92.1	45.950	79.3	24.602	118.9	1:43.469	84.66	2.112	09:56:19.827
3 -	31.862	93.8	45.934	83.0	24.342	120.0	1:42.138 (3)	85.76	0.781	09:58:01.965
4 -	32.131	92.8	45.301	84.4	24.482	119.4	1:41.914 (2)	85.95	0.557	09:59:43.879
5 -	31.570	95.0	45.526	80.8	24.261	119.8	1:41.357 (1)	86.42		10:01:25.236

P22 13 M3 Sam BURMAN		Honda - WNT / Burman Racing								
IDEAL LAP TIME : 1:41.363		BEST LAP TIME : 1:41.363			DIFFERENCE : 0.000					
LAP	SECTOR 1	SECTOR 2	SECTOR 3	LAP TIME	MPH	DIFF	TIME OF DAY			
1 -	OUTLAP	85.3	50.352	75.9	25.209	116.9	1:50.504	79.27	9.141	09:54:22.698
2 -	33.659	89.2	47.063	80.5	24.610	121.7	1:45.332	83.16	3.969	09:56:08.030
3 -	32.115	98.9	45.763	84.6	24.188	120.2	1:42.066 (2)	85.82	0.703	09:57:50.096
4 -	32.054	99.1	45.872	84.5	24.190	120.4	1:42.116 (3)	85.78	0.753	09:59:32.212
5 -	32.026	98.9	45.250	84.2	24.087	121.7	1:41.363 (1)	86.42		10:01:13.575

P23 69 Tom BOOTH-AMOS		Honda - 2T Racing / FAB Racing								
IDEAL LAP TIME : 1:41.189		BEST LAP TIME : 1:41.428			DIFFERENCE : 0.239					
LAP	SECTOR 1	SECTOR 2	SECTOR 3	LAP TIME	MPH	DIFF	TIME OF DAY			
1 -	OUTLAP	78.4	47.603	69.1	24.800	117.9	1:49.732	79.82	8.304	09:54:35.542
2 -	32.621	88.6	45.175	78.8	24.307	118.3	1:42.103	85.79	0.675	09:56:17.645
3 -	31.803	95.7	45.237	78.3	24.493	117.3	1:41.533 (2)	86.27	0.105	09:57:59.178
4 -	32.015	94.7	45.217	80.2	24.453	115.9	1:41.685 (3)	86.14	0.257	09:59:40.863
5 -	32.035	94.1	45.182	79.7	24.211	117.7	1:41.428 (1)	86.36		10:01:22.291

P24 124 Tasia RODINK		Honda - Promemo Racing								
IDEAL LAP TIME : 1:41.332		BEST LAP TIME : 1:41.536			DIFFERENCE : 0.204					
LAP	SECTOR 1	SECTOR 2	SECTOR 3	LAP TIME	MPH	DIFF	TIME OF DAY			
1 -	OUTLAP	91.6	47.487	76.4	24.810	119.1	1:47.936	81.15	6.400	09:54:28.131
2 -	32.800	95.3	45.382	77.1	24.632	119.1	1:42.814	85.20	1.278	09:56:10.945
3 -	32.276	96.4	45.293	76.7	24.050	121.1	1:41.619 (2)	86.20	0.083	09:57:52.564
4 -	32.400	93.4	45.744	79.6	24.075	122.0	1:42.219 (3)	85.69	0.683	09:59:34.783
5 -	32.173	97.8	45.497	81.8	23.866	120.6	1:41.536 (1)	86.27		10:01:16.319

P25 11 Joseph THOMAS		Honda - Moto UK Racing								
IDEAL LAP TIME : 1:41.268		BEST LAP TIME : 1:41.792			DIFFERENCE : 0.524					
LAP	SECTOR 1	SECTOR 2	SECTOR 3	LAP TIME	MPH	DIFF	TIME OF DAY			
1 -	OUTLAP	84.8	47.976	73.4	25.277	117.1	1:47.717	81.32	5.925	09:54:23.074
2 -	33.556	90.6	46.418	80.1	24.343	116.9	1:44.317	83.97	2.525	09:56:07.391
3 -	31.751	96.1	45.870	85.5	24.171	116.7	1:41.792 (1)	86.05		09:57:49.183
4 -	32.298	94.6	45.461	82.8	24.197	115.5	1:41.956 (2)	85.91	0.164	09:59:31.139
5 -	32.312	94.1	45.789	81.5	24.056	117.1	1:42.157 (3)	85.74	0.365	10:01:13.296

P26 47 Jake ARCHER		Honda - Jake Archer Racing								
IDEAL LAP TIME : 1:42.387		BEST LAP TIME : 1:42.387			DIFFERENCE : 0.000					
LAP	SECTOR 1	SECTOR 2	SECTOR 3	LAP TIME	MPH	DIFF	TIME OF DAY			
1 -	OUTLAP	89.2	47.456	75.6	24.752	115.1	1:46.688	82.10	4.301	09:54:20.799
2 -	33.242	93.2	46.204	78.0	24.659	115.1	1:44.105	84.14	1.718	09:56:04.904
3 -	32.517	93.0	45.750	80.3	24.336	116.5	1:42.603 (2)	85.37	0.216	09:57:47.507
4 -	32.480	95.0	45.908	78.1	24.710	114.7	1:43.098 (3)	84.96	0.711	09:59:30.605

Weather / Track : Bright / Dry

Brands Hatch GP

Circuit Length = 2.4332 miles

Start: 09:52 Flag 10:00 End: 10:02

MCRCB BULLETIN TK197

2014 MCE British Superbike Championship - Round 5

2014 Motul British Motostar Championship

WARM-UP - SECTOR ANALYSIS

SECTOR 1 = FL to I1, SECTOR 2 = I1 to I2, SECTOR 3 = I2 to FL, DIFF = Difference To Personal Best Lap

5 - 32.453 96.1 45.624 84.2 24.310 117.5 1:42.387 (1) 85.55 10:01:12.992

P27 44		Jake BAYFORD		Honda - Intek Adhesives by SGR Racing						
IDEAL LAP TIME : 1:42.082		BEST LAP TIME : 1:42.728		DIFFERENCE : 0.646						
LAP	SECTOR 1	SECTOR 2	SECTOR 3	LAP TIME	MPH	DIFF	TIME OF DAY			
1 -	OUTLAP	79.0	49.455	72.8	25.206	115.1	1:49.754	79.81	7.026	09:54:24.589
2 -	33.134	90.1	46.598	79.5	24.747	115.5	1:44.479	83.84	1.751	09:56:09.068
3 -	32.558	95.0	46.464	82.5	24.379	116.7	1:43.401 (3)	84.71	0.673	09:57:52.469
4 -	32.282	96.2	45.562	81.8	24.884	117.7	1:42.728 (1)	85.27		09:59:35.197
5 -	32.190	96.9	46.434	76.9	24.330	118.3	1:42.954 (2)	85.08	0.226	10:01:18.151

P28 88		Wesley JONKER		Honda - Racing Family						
IDEAL LAP TIME : 1:41.771		BEST LAP TIME : 1:42.731		DIFFERENCE : 0.960						
LAP	SECTOR 1	SECTOR 2	SECTOR 3	LAP TIME	MPH	DIFF	TIME OF DAY			
1 -	OUTLAP	87.7	47.596	79.3	24.780	118.3	1:48.233	80.93	5.502	09:54:24.784
2 -	33.395	93.3	46.436	80.8	24.573	119.8	1:44.404	83.90	1.673	09:56:09.188
3 -	32.852	97.9	45.711	82.5	24.224	118.7	1:42.787 (2)	85.22	0.056	09:57:51.975
4 -	32.332	97.9	45.584	89.5	24.815	117.7	1:42.731 (1)	85.26		09:59:34.706
5 -	31.963	99.7	46.931	77.6	24.375	118.7	1:43.269 (3)	84.82	0.538	10:01:17.975

P29 28		Bradley RAY		EE125 - FAB-Racing						
IDEAL LAP TIME : 1:38.158		BEST LAP TIME : 1:42.752		DIFFERENCE : 4.594						
LAP	SECTOR 1	SECTOR 2	SECTOR 3	LAP TIME	MPH	DIFF	TIME OF DAY			
1 -	OUTLAP	86.4	49.131	77.7	25.786	107.5	1:50.110	79.55	7.358	09:54:24.450
2 -	32.813	91.1	46.206	87.2	23.733	125.4	1:42.752 (1)	85.25		09:56:07.202
3 -	30.753	100.9	43.672	87.1	IN PIT		2:09.945 P	67.41	27.193	09:58:17.147

P30 4		Louis VALLELEY		KTM - Century 21 / Cresswell Racing						
IDEAL LAP TIME : 1:43.029		BEST LAP TIME : 1:43.029		DIFFERENCE : 0.000						
LAP	SECTOR 1	SECTOR 2	SECTOR 3	LAP TIME	MPH	DIFF	TIME OF DAY			
1 -	OUTLAP	91.9	48.159	81.5	24.860	113.5	1:47.592	81.41	4.563	09:54:20.449
2 -	32.882	94.7	47.169	79.3	25.048	112.0	1:45.099 (2)	83.34	2.070	09:56:05.548
3 -	32.592	94.6	45.788	82.9	24.649	114.7	1:43.029 (1)	85.02		09:57:48.577
4 -	32.810	94.6	46.887	79.7	25.421	112.0	1:45.118 (3)	83.33	2.089	09:59:33.695
5 -	32.623	93.7	47.113	76.4	25.777	116.1	1:45.513	83.02	2.484	10:01:19.208

P31 90		Greg GREENWOOD		Luyten Honda - FPW Racing						
IDEAL LAP TIME : 1:42.944		BEST LAP TIME : 1:43.253		DIFFERENCE : 0.309						
LAP	SECTOR 1	SECTOR 2	SECTOR 3	LAP TIME	MPH	DIFF	TIME OF DAY			
1 -	OUTLAP	88.8	47.206	77.2	25.043	120.4	1:48.208	80.95	4.955	09:54:25.398
2 -	34.032	94.2	46.560	79.5	25.152	120.2	1:45.744	82.84	2.491	09:56:11.142
3 -	33.177	93.2	45.972	84.3	24.684	118.1	1:43.833 (3)	84.36	0.580	09:57:54.975
4 -	32.630	91.6	46.146	81.7	24.519	120.0	1:43.295 (2)	84.80	0.042	09:59:38.270
5 -	32.939	94.6	45.952	82.5	24.362	120.9	1:43.253 (1)	84.83		10:01:21.523

P32 18		Paul DOBB		Honda - PDR						
IDEAL LAP TIME : 1:44.973		BEST LAP TIME : 1:44.973		DIFFERENCE : 0.000						
LAP	SECTOR 1	SECTOR 2	SECTOR 3	LAP TIME	MPH	DIFF	TIME OF DAY			
1 -	OUTLAP	86.9	48.081	73.9	26.056	112.5	1:52.830	77.63	7.857	09:57:29.645
2 -	34.255	90.8	47.461	72.0	25.065	116.5	1:46.781 (2)	82.03	1.808	09:59:16.426
3 -	33.069	93.4	46.872	74.3	25.032	116.9	1:44.973 (1)	83.44		10:01:01.399

P33 7		Jamie ASHBY		Honda - JPA Racing / SP125						
IDEAL LAP TIME : 1:46.716		BEST LAP TIME : 1:46.716		DIFFERENCE : 0.000						
LAP	SECTOR 1	SECTOR 2	SECTOR 3	LAP TIME	MPH	DIFF	TIME OF DAY			
1 -	OUTLAP	81.7	49.709	68.7	26.377	115.1	1:55.233	76.01	8.517	09:55:29.235
2 -	34.787	86.3	47.969	74.8	25.676	116.3	1:48.432 (3)	80.78	1.716	09:57:17.667

Brands Hatch GP
 Circuit Length = 2.4332 miles
 Start: 09:52 Flag 10:00 End: 10:02

Weather / Track : Bright / Dry

MCRCB BULLETIN TK197

2014 MCE British Superbike Championship - Round 5

2014 Motul British Motostar Championship

WARM-UP - SECTOR ANALYSIS

SECTOR 1 = FL to I1, SECTOR 2 = I1 to I2, SECTOR 3 = I2 to FL, DIFF = Difference To Personal Best Lap

3 -	34.389	88.6	47.496	74.2	25.488	115.3	1:47.373 (2)	81.58	0.657	09:59:05.040
4 -	34.026	90.6	47.274	75.4	25.416	116.1	1:46.716 (1)	82.08		10:00:51.756

P34 100

Stephen CAMPBELL

Honda - Campbell Racing

IDEAL LAP TIME : 1:47.540

BEST LAP TIME : 1:47.951

DIFFERENCE : 0.411

LAP	SECTOR 1	SECTOR 2	SECTOR 3	LAP TIME	MPH	DIFF	TIME OF DAY			
1 -	OUTLAP	72.7	51.579	74.5	26.238	113.5	2:00.285	72.82	12.334	09:54:47.732
2 -	35.439	90.1	49.179	75.8	27.999	113.3	1:52.617 (3)	77.78	4.666	09:56:40.349
3 -	35.100	90.5	48.318	74.8	25.642	113.7	1:49.060 (2)	80.32	1.109	09:58:29.409
4 -	34.176	92.3	47.722	71.2	26.053	114.5	1:47.951 (1)	81.14		10:00:17.360

Weather / Track : Bright / Dry

Results can be found at www.tsl-timing.com

Page 6 of 6

Brands Hatch GP
Circuit Length = 2.4332 miles
Start: 09:52 Flag 10:00 End: 10:02

Printed - 10:03 Sunday, 20 July 2014

MCRCB BULLETIN TK198**2014 MCE British Superbike Championship - Round 5****2014 Motul British Motostar Championship****WARM-UP - BEST SPEEDS**

POS	SECTOR 1			SECTOR 2			FINISH LINE		
	NO	NAME	MPH	NO	NAME	MPH	NO	NAME	MPH
1	66	Joe IRVING	104.0	6	Taz TAYLOR	91.4	42	James HOBSON	126.6
2	6	Taz TAYLOR	102.2	34	Jordan WEAVING	90.9	61	Ernst DUBBINK	125.9
3	61	Ernst DUBBINK	102.2	12	Edward RENDELL	90.4	66	Joe IRVING	125.6
4	45	Olly SIMPSON	101.9	88	Wesley JONKER	89.5	28	Bradley RAY	125.4
5	28	Bradley RAY	101.6	45	Olly SIMPSON	89.1	127	Georgina POLDEN	125.4
6	34	Jordan WEAVING	101.3	65	Josh OWENS	88.6	6	Taz TAYLOR	124.0
7	36	Jayson URIBE	101.3	61	Ernst DUBBINK	88.6	36	Jayson URIBE	123.8
8	86	Charlie NESBITT	101.3	86	Charlie NESBITT	88.1	34	Jordan WEAVING	123.3
9	12	Edward RENDELL	100.4	28	Bradley RAY	87.2	164	Anthony ALONSO	122.6
10	64	Asher DURHAM	100.1	164	Anthony ALONSO	87.1	86	Charlie NESBITT	122.2
11	72	Alex PERSSON	100.1	25	Mike BROUWERS	87.0	142	Brian SLOOTEN	122.2
12	88	Wesley JONKER	99.7	36	Jayson URIBE	86.2	124	Tasia RODINK	122.0
13	13	Sam BURMAN	99.1	84	Daniel HERMANSSON	85.9	13	Sam BURMAN	121.7
14	35	Elliot LODGE	98.9	66	Joe IRVING	85.7	45	Olly SIMPSON	121.7
15	142	Brian SLOOTEN	98.8	11	Joseph THOMAS	85.5	72	Alex PERSSON	121.5
16	164	Anthony ALONSO	98.3	43	Arnie SHELTON	85.3	35	Elliot LODGE	121.3
17	127	Georgina POLDEN	98.2	35	Elliot LODGE	84.9	12	Edward RENDELL	120.9
18	84	Daniel HERMANSSON	98.1	72	Alex PERSSON	84.9	90	Greg GREENWOOD	120.9
19	65	Josh OWENS	97.9	79	Chris TAYLOR	84.7	64	Asher DURHAM	120.6
20	25	Mike BROUWERS	97.8	13	Sam BURMAN	84.6	65	Josh OWENS	120.6
21	124	Tasia RODINK	97.8	74	Joe THOMPSON	84.4	43	Arnie SHELTON	120.2
22	79	Chris TAYLOR	97.3	90	Greg GREENWOOD	84.3	79	Chris TAYLOR	120.2
23	44	Jake BAYFORD	96.9	47	Jake ARCHER	84.2	25	Mike BROUWERS	120.0
24	43	Arnie SHELTON	96.4	4	Louis VALLELEY	82.9	74	Joe THOMPSON	120.0
25	11	Joseph THOMAS	96.1	127	Georgina POLDEN	82.6	88	Wesley JONKER	119.8
26	47	Jake ARCHER	96.1	44	Jake BAYFORD	82.5	84	Daniel HERMANSSON	119.6
27	69	Tom BOOTH-AMOS	95.7	142	Brian SLOOTEN	82.5	44	Jake BAYFORD	118.3
28	74	Joe THOMPSON	95.0	64	Asher DURHAM	82.1	69	Tom BOOTH-AMOS	118.3
29	4	Louis VALLELEY	94.7	124	Tasia RODINK	81.8	47	Jake ARCHER	117.5
30	42	James HOBSON	94.7	69	Tom BOOTH-AMOS	80.2	11	Joseph THOMAS	117.1
31	90	Greg GREENWOOD	94.6	42	James HOBSON	79.0	18	Paul DOBB	116.9
32	18	Paul DOBB	93.4	100	Stephen CAMPBELL	75.8	7	Jamie ASHBY	116.3
33	100	Stephen CAMPBELL	92.3	7	Jamie ASHBY	75.4	4	Louis VALLELEY	116.1
34	7	Jamie ASHBY	90.6	18	Paul DOBB	74.3	100	Stephen CAMPBELL	114.5

Weather / Track : Bright / Dry

Brands Hatch GP

Circuit Length = 2.4332 miles

Start: 09:52 Flag 10:00 End: 10:02

Results can be found at www.tsl-timing.com

Printed - 10:04 Sunday, 20 July 2014

MCRCB BULLETIN TK199

2014 MCE British Superbike Championship - Round 5

2014 Motul British Motostar Championship

WARM-UP - BEST SECTORS

SECTOR 1			SECTOR 2			SECTOR 3			IDEAL / BEST COMPARISON						
POS	NO	NAME	TIME	NO	NAME	TIME	NO	NAME	TIME	POS	NO	NAME	IDEAL	BEST	DIFF
1	45	SIMPSON	30.027	45	SIMPSON	42.194	61	DUBBINK	22.718				PERFECT LAP	1:34.939	
2	6	TAYLOR	30.333	66	IRVING	42.731	45	SIMPSON	22.827	1	45	SIMPSON	1:35.048	1:35.048	0.000
3	34	WEAVING	30.373	6	TAYLOR	42.930	66	IRVING	22.860	2	66	IRVING	1:36.036	1:36.252	0.216
4	36	URIBE	30.386	61	DUBBINK	43.034	34	WEAVING	23.132	3	61	DUBBINK	1:36.206	1:36.258	0.052
5	66	IRVING	30.445	34	WEAVING	43.136	36	URIBE	23.223	4	6	TAYLOR	1:36.575	1:36.642	0.067
6	61	DUBBINK	30.454	36	URIBE	43.224	6	TAYLOR	23.312	5	34	WEAVING	1:36.641	1:36.721	0.080
7	12	RENDELL	30.520	12	RENDELL	43.618	86	NESBITT	23.383	6	36	URIBE	1:36.833	1:36.838	0.005
8	28	RAY	30.753	65	OWENS	43.667	12	RENDELL	23.422	7	12	RENDELL	1:37.560	1:37.560	0.000
9	86	NESBITT	30.883	28	RAY	43.672	164	ALONSO	23.459	8	28	RAY	1:38.158	1:42.752	4.594
10	127	POLDEN	31.077	43	SHELTON	43.764	42	HOBSON	23.468	9	86	NESBITT	1:38.461	1:39.090	0.629
11	164	ALONSO	31.122	72	PERSSON	43.986	72	PERSSON	23.490	10	65	OWENS	1:38.470	1:39.058	0.588
12	35	LODGE	31.139	164	ALONSO	44.086	65	OWENS	23.499	11	72	PERSSON	1:38.628	1:38.628	0.000
13	72	PERSSON	31.152	25	BROUWERS	44.136	127	POLDEN	23.501	12	164	ALONSO	1:38.667	1:38.936	0.269
14	42	HOBSON	31.197	42	HOBSON	44.181	25	BROUWERS	23.542	13	43	SHELTON	1:38.734	1:38.794	0.060
15	25	BROUWERS	31.293	86	NESBITT	44.195	43	SHELTON	23.568	14	42	HOBSON	1:38.846	1:39.453	0.607
16	65	OWENS	31.304	35	LODGE	44.462	28	RAY	23.733	15	25	BROUWERS	1:38.971	1:39.389	0.418
17	142	SLOOTEN	31.337	64	DURHAM	44.570	35	LODGE	23.854	16	127	POLDEN	1:39.268	1:39.624	0.356
18	64	DURHAM	31.383	142	SLOOTEN	44.641	124	RODINK	23.866	17	35	LODGE	1:39.455	1:39.619	0.164
19	43	SHELTON	31.402	127	POLDEN	44.690	142	SLOOTEN	23.989	18	64	DURHAM	1:39.945	1:40.486	0.541
20	74	THOMPSON	31.570	79	TAYLOR	44.965	64	DURHAM	23.992	19	142	SLOOTEN	1:39.967	1:40.210	0.243
21	79	TAYLOR	31.692	84	HERMANSSON	45.047	79	TAYLOR	24.039	20	79	TAYLOR	1:40.696	1:40.696	0.000
22	11	THOMAS	31.751	69	BOOTH-AMOS	45.175	11	THOMAS	24.056	21	84	HERMANSSON	1:40.878	1:40.910	0.032
23	84	HERMANSSON	31.767	13	BURMAN	45.250	84	HERMANSSON	24.064	22	74	THOMPSON	1:41.132	1:41.357	0.225
24	69	BOOTH-AMOS	31.803	124	RODINK	45.293	13	BURMAN	24.087	23	69	BOOTH-AMOS	1:41.189	1:41.428	0.239
25	88	JONKER	31.963	74	THOMPSON	45.301	69	BOOTH-AMOS	24.211	24	11	THOMAS	1:41.268	1:41.792	0.524
26	13	BURMAN	32.026	11	THOMAS	45.461	88	JONKER	24.224	25	124	RODINK	1:41.332	1:41.536	0.204
27	124	RODINK	32.173	44	BAYFORD	45.562	74	THOMPSON	24.261	26	13	BURMAN	1:41.363	1:41.363	0.000
28	44	BAYFORD	32.190	88	JONKER	45.584	47	ARCHER	24.310	27	88	JONKER	1:41.771	1:42.731	0.960
29	47	ARCHER	32.453	47	ARCHER	45.624	44	BAYFORD	24.330	28	44	BAYFORD	1:42.082	1:42.728	0.646
30	4	VALLELEY	32.592	4	VALLELEY	45.788	90	GREENWOOD	24.362	29	47	ARCHER	1:42.387	1:42.387	0.000
31	90	GREENWOOD	32.630	90	GREENWOOD	45.952	4	VALLELEY	24.649	30	90	GREENWOOD	1:42.944	1:43.253	0.309
32	18	DOBB	33.069	18	DOBB	46.872	18	DOBB	25.032	31	4	VALLELEY	1:43.029	1:43.029	0.000
33	7	ASHBY	34.026	7	ASHBY	47.274	7	ASHBY	25.416	32	18	DOBB	1:44.973	1:44.973	0.000
34	100	CAMPBELL	34.176	100	CAMPBELL	47.722	100	CAMPBELL	25.642	33	7	ASHBY	1:46.716	1:46.716	0.000
										34	100	CAMPBELL	1:47.540	1:47.951	0.411

Weather / Track : Bright / Dry

Brands Hatch GP

Circuit Length = 2.4332 miles

Start: 09:52 Flag 10:00 End: 10:02

Results can be found at www.tsl-timing.com

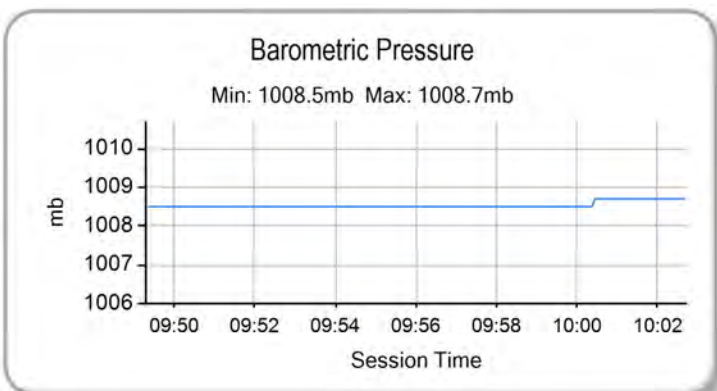
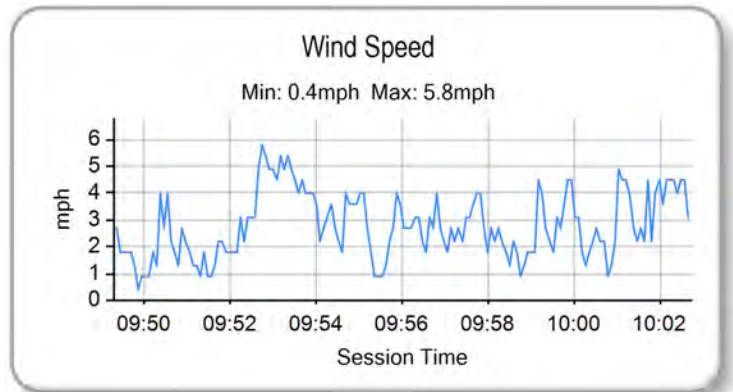
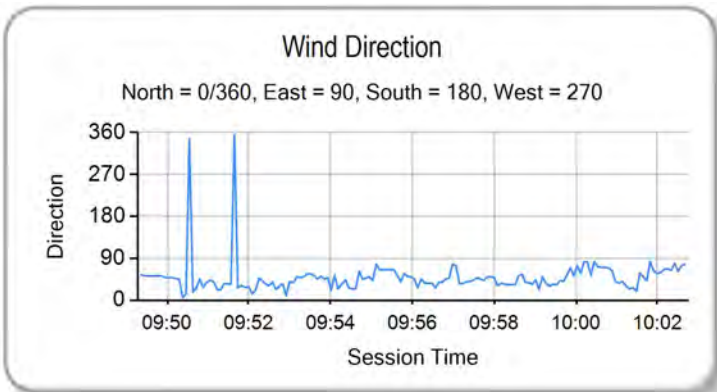
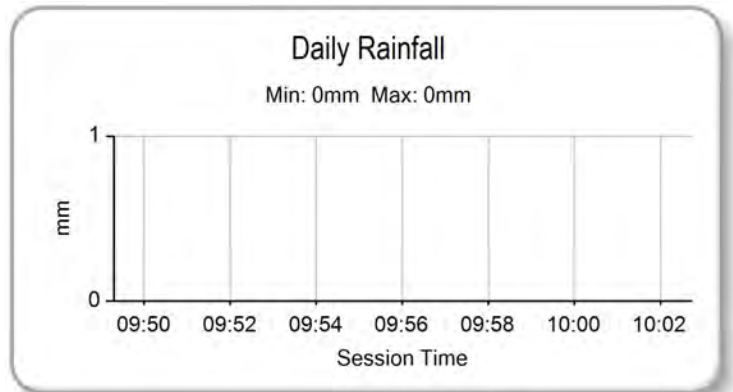
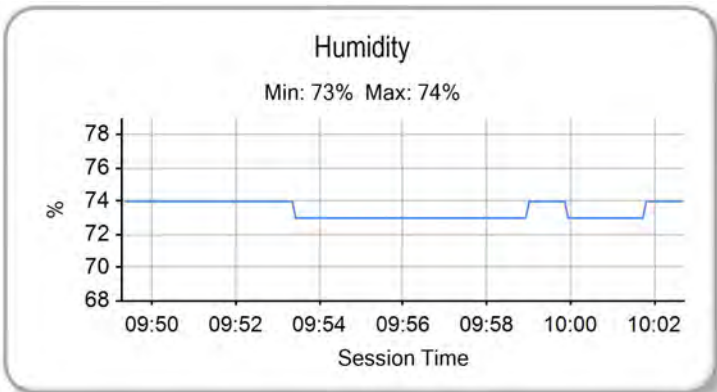
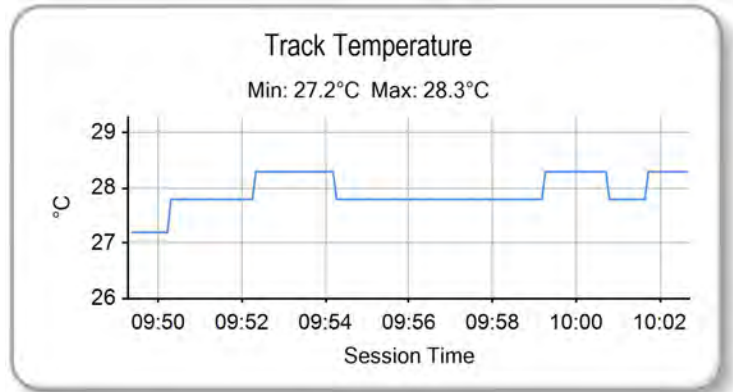
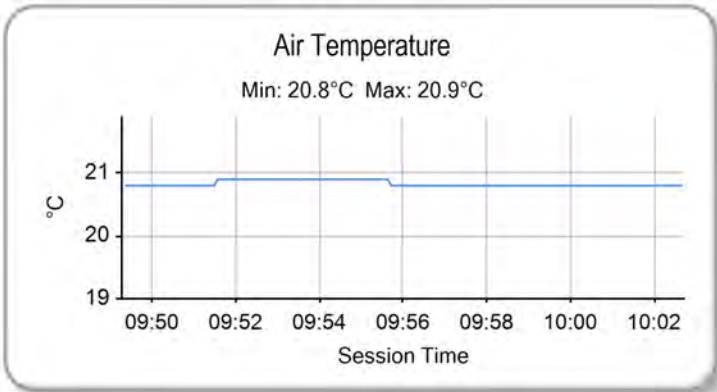
Printed - 10:04 Sunday, 20 July 2014

MCRCB BULLETIN TK200

2014 MCE British Superbike Championship - Round 5

2014 Motul British Motostar Championship

WARM-UP - WEATHER CONDITIONS



Weather / Track : Bright / Dry

Results can be found at www.tsl-timing.com

Brands Hatch GP
Circuit Length = 2.4332 miles
Start: 09:52 Flag 10:00 End: 10:02

Printed - 10:04 Sunday, 20 July 2014



ROW 12			34	1:47.420	44	Jake BAYFORD							
ROW 11		33	1:47.012	100	Stephen CAMPBELL	32	1:46.255	28	Bradley RAY	31	1:45.859	7	Jamie ASHBY
ROW 10		30	1:42.255	88	Wesley JONKER	29	1:44.325	4	Louis VALLELEY	28	1:43.533	18	Paul DOBB
ROW 9		27	1:42.687	47	Jake ARCHER	26	1:42.124	90	Greg GREENWOOD	25	1:42.060	11	Joseph THOMAS
ROW 8		24	1:42.060	124	Tasia RODINK	23	1:41.662	74	Joe THOMPSON	22	1:41.002	13	Sam BURMAN
ROW 7		21	1:40.770	69	Tom BOOTH-AMOS	20	1:40.657	64	Asher DURHAM	19	1:40.334	164	Anthony ALONSO
ROW 6		18	1:40.328	127	Georgina POLDEN	17	1:39.837	79	Chris TAYLOR	16	1:39.616	84	Daniel HERMANSSON
ROW 5		15	1:39.428	65	Josh OWENS	14	1:39.229	36	Jayson URIBE	13	1:39.157	86	Charlie NESBITT
ROW 4		12	1:38.957	72	Alex PERSSON	11	1:38.756	142	Brian SLOOTEN	10	1:38.716	35	Elliot LODGE
ROW 3		9	1:38.582	25	Mike BROUWERS	8	1:38.403	42	James HOBSON	7	1:37.928	43	Arnie SHELTON
ROW 2		6	1:36.152	34	Jordan WEAVING	5	1:36.132	12	Edward RENDELL	4	1:35.810	61	Ernst DUBBINK
ROW 1		3	1:35.785	6	Taz TAYLOR	2	1:35.397	45	Olly SIMPSON	1	1:34.763	66	Joe IRVING
													Pole

Brands Hatch GP
Circuit Length = 2.4332 miles

These results are provisional until the conclusion of any judicial and technical matters.

Race Director :	Stewards :	Timekeeper :
-----------------	------------	--------------

Results can be found at www.britishsuperbike.com

Printed - 10:01 Sunday, 20 July 2014





POS	NO	CL	PIC NAME	ENTRY	LAPS	TIME	GAP	DIFF	MPH	BEST	ON	
1	45	M3	1	Olly SIMPSON	KTM - Olly Simpson Racing	12	19:10.865		91.33	1:34.737	5	
2	34	M3	2	Jordan WEAVING	KTM - Jordan Racing / Burkert	12	19:11.084	0.219	0.219	91.32	1:34.852	6
3	66	M3	3	Joe IRVING	KTM - Redline KTM	12	19:11.176	0.311	0.092	91.31	1:34.770	3
4	28		1	Bradley RAY	EE125 - FAB-Racing	12	19:13.009	2.144	1.833	91.16	1:34.807	6
5	6		2	Taz TAYLOR	Luyten Honda - FPW Racing / Hookless Holidays	12	19:13.288	2.423	0.279	91.14	1:34.831	7
6	61	M3	4	Ernst DUBBINK	Honda - Ernst Dubbink Racing	12	19:19.313	8.448	6.025	90.67	1:35.460	5
7	12		3	Edward RENDELL	Honda - Banks Racing	12	19:34.482	23.617	15.169	89.50	1:36.896	2
8	36	M3	5	Jayson URIBE	Honda - FPW Racing / RSR	12	19:34.948	24.083	0.466	89.46	1:36.459	11
9	42	M3	6	James HOBSON	Honda - Two 4 Motorsport with RS Racing	11	18:08.702	1 Lap	1 Lap	88.50	1:37.485	9
10	86	M3	7	Charlie NESBITT	Repli-Cast - Repli-Cast UK	11	18:08.803	1 Lap	0.101	88.49	1:37.591	9
11	142	M3	8	Brian SLOOTEN	Honda - Bakker Frames Holland	11	18:09.064	1 Lap	0.261	88.47	1:37.793	10
12	43		4	Arnie SHELTON	Honda - e3 Motorsport with Shelton Racing	11	18:09.109	1 Lap	0.045	88.47	1:37.621	9
13	72		5	Alex PERSSON	Honda - PWR / Nordgren Racing	11	18:09.281	1 Lap	0.172	88.46	1:37.633	11
14	35		6	Elliot LODGE	Honda - SP125 / Spike Racing	11	18:10.058	1 Lap	0.777	88.39	1:37.549	11
15	79	M3	9	Chris TAYLOR	Honda - Elevator Saddles & Bridles	11	18:23.471	1 Lap	13.413	87.32	1:39.146	5
16	84		7	Daniel HERMANSSON	TSR Luyten - FPW Racing	11	18:28.701	1 Lap	5.230	86.91	1:39.349	2
17	74	M3	10	Joe THOMPSON	Repli-Cast - Repli-Cast UK	11	18:41.690	1 Lap	12.989	85.90	1:40.555	2
18	124		8	Tasia RODINK	Honda - Promemo Racing	11	18:41.774	1 Lap	0.084	85.89	1:40.354	4
19	13	M3	11	Sam BURMAN	Honda - WNT / Burman Racing	11	18:42.352	1 Lap	0.578	85.85	1:40.792	4
20	69		9	Tom BOOTH-AMOS	Honda - 2T Racing / FAB Racing	11	18:43.036	1 Lap	0.684	85.80	1:40.679	10
21	90		10	Greg GREENWOOD	Luyten Honda - FPW Racing	11	18:50.552	1 Lap	7.516	85.23	1:40.948	9
22	44		11	Jake BAYFORD	Honda - Intek Adhesives by SGR Racing	11	18:50.725	1 Lap	0.173	85.21	1:40.784	9
23	47		12	Jake ARCHER	Honda - Jake Archer Racing	11	18:50.767	1 Lap	0.042	85.21	1:41.136	9
24	88		13	Wesley JONKER	Honda - Racing Family	11	18:50.922	1 Lap	0.155	85.20	1:41.244	6
25	4		14	Louis VALLELEY	KTM - Century 21 / Cresswell Racing	11	19:00.984	1 Lap	10.062	84.45	1:42.084	4
26	18		15	Paul DOBB	Honda - PDR	11	19:01.390	1 Lap	0.406	84.42	1:41.968	4
27	7		16	Jamie ASHBY	Honda - JPA Racing / SP125	11	19:27.829	1 Lap	26.439	82.51	1:44.871	7
28	100		17	Stephen CAMPBELL	Honda - Campbell Racing	11	19:39.526	1 Lap	11.697	81.69	1:45.386	4
29	127		18	Georgina POLDEN	Honda - RS Racing	10	18:42.761	2 Laps	1 Lap	78.02	1:38.060	2

NOT CLASSIFIED

DNF	65			Josh OWENS	Honda - RCD Motorsport	11	18:09.498	1 Lap	0.000	88.44	1:37.774	10
DNF	164			Anthony ALONSO	Honda - SP125 / BARF Racing	11	18:09.577	1 Lap	0.079	88.43	1:37.102	9
DNF	25	M3		Mike BROUWERS	Honda - Joma / Brouwers Racing Team	6	10:01.613	6 Laps	5 Laps	87.36	1:38.668	3
DNF	11			Joseph THOMAS	Honda - Moto UK Racing	4	6:57.207	8 Laps	2 Laps	83.98	1:41.355	2
DNF	64			Asher DURHAM	Honda - SP125Racing.com	1	1:48.790	11 Laps	3 Laps	80.52		

FASTEST LAP

45	M3		Olly SIMPSON	KTM - Olly Simpson Racing	5	1:34.737		92.46 mph		148.80 kph	
28			Bradley RAY	EE125 - FAB-Racing	6	1:34.807		92.39 mph		148.69 kph	

Brands Hatch GP

Circuit Length = 2.4332 miles

Start: 14:55 Flag 00:00 End: 15:16

Weather / Track : Bright / Dry

These results are provisional until the conclusion of any judicial and technical matters.

Race Director :	Stewards :	Timekeeper :

Results can be found at www.britishsuperbike.com

Printed - 15:18 Sunday, 20 July 2014



MCRCB BULLETIN TK254

2014 MCE British Superbike Championship - Round 5

2014 Motul British Motostar Championship

RACE 10 - LAP CHART

28	4.963	1:35.442
6	5.008	1:35.206
61	8.526	1:36.296
100	1 Lap	1:46.774
12	21.775	1:37.387
36	22.985	1:36.700
86	32.683	1:37.821
42	32.739	1:38.090
142	33.079	1:37.793
43	33.204	1:37.878
65	33.236	1:37.774
72	33.466	1:37.684
164	33.671	1:37.671
35	34.327	1:38.515
79	45.968	1:39.261
84	50.852	1:40.004
74	1:02.603	1:40.876
124	1:03.077	1:40.571
13	1:03.252	1:41.038
69	1:03.742	1:40.679
127	1 Lap	1:39.070
90	1:10.300	1:41.422
44	1:10.403	1:41.374
88	1:10.823	1:41.479
47	1:10.948	1:41.304
4	1:19.592	1:43.598
18	1:20.677	1:42.508

LAP 12 @ 15:14:50.972		
NO	BEHIND	LAP TIME
45		1:35.572
34	0.219	1:35.857
66	0.311	1:35.755
28	2.144	1:34.968
6	2.423	1:35.009
61	8.448	1:36.426
7	1 Lap	1:45.140
12	23.617	1:37.163
36	24.083	1:37.322
100	1 Lap	1:46.594

LAP 11 @ 15:13:15.334

NO	BEHIND	LAP TIME
34		1:37.045
45	0.066	1:37.048
66	0.194	1:37.055
28	2.814	1:34.896
6	3.052	1:35.089
7	1 Lap	1:45.393
61	7.660	1:36.179
100	1 Lap	1:45.627
12	22.092	1:37.362
36	22.399	1:36.459
42	33.475	1:37.781
86	33.576	1:37.938
142	33.837	1:37.803
43	33.882	1:37.723
72	34.054	1:37.633
65	34.271	1:38.080
164	34.350	1:37.724
35	34.831	1:37.549
79	48.244	1:39.321
84	53.474	1:39.667
74	1:06.463	1:40.905
124	1:06.547	1:40.515
13	1:07.125	1:40.918
127	1 Lap	1:40.134
69	1:07.809	1:41.112
90	1:15.325	1:42.070
44	1:15.498	1:42.140
47	1:15.540	1:41.637
88	1:15.695	1:41.917
4	1:25.757	1:43.210
18	1:26.163	1:42.531

Weather / Track : Bright / Dry

MCRCB BULLETIN TK255

2014 MCE British Superbike Championship - Round 5

2014 Motul British Motostar Championship

RACE 10 - POSITION CHART

No	Name	Lap Pos	Lap												
			1	2	3	4	5	6	7	8	9	10	11	12	
66	IRVING	1	45	66	66	66	66	66	66	66	66	66	34	34	45
45	SIMPSON	2	34	45	45	45	45	45	45	45	45	34	45	45	34
6	TAYLOR	3	66	34	34	34	34	34	34	34	34	45	66	66	66
61	DUBBINK	4	61	61	61	61	61	61	61	61	61	28	28	28	28
12	RENDELL	5	6	6	6	6	6	28	28	28	6	6	6	6	6
34	WEAVING	6	12	12	12	28	28	6	6	6	61	61	61	61	61
43	SHELTON	7	35	28	28	12	12	12	12	12	12	12	12	12	12
42	HOBSON	8	142	35	36	36	36	36	36	36	36	36	36	36	36
25	BROUWERS	9	28	36	35	35	35	35	35	42	42	86	42		
35	LODGE	10	25	142	25	142	142	142	142	86	86	42	86		
142	SLOOTEN	11	42	25	142	25	42	86	86	142	142	142	142		
72	PERSSON	12	65	42	42	42	65	42	42	35	43	43	43		
86	NESBITT	13	36	86	86	72	86	72	72	65	65	65	72		
36	URIBE	14	86	43	65	86	43	65	65	43	72	72	65		
65	OWENS	15	43	65	72	65	72	43	43	72	35	164	164		
84	HERMANSSON	16	72	72	43	43	25	164	164	164	164	35	35		
79	TAYLOR	17	164	127	164	164	164	25	79	79	79	79	79		
127	POLDEN	18	127	164	79	79	79	79	84	84	84	84	84		
164	ALONSO	19	79	79	84	84	84	84	13	13	74	74	74		
64	DURHAM	20	64	84	69	69	69	13	74	74	13	124	124		
69	BOOTH-AMOS	21	69	69	13	13	13	69	124	124	124	13	13		
13	BURMAN	22	13	13	74	74	74	74	69	69	69	69	69		
74	THOMPSON	23	84	74	124	124	124	124	90	88	90	90	90		
124	RODINK	24	11	11	11	11	44	90	88	90	44	44	44		
11	THOMAS	25	74	124	44	44	90	44	44	44	88	88	47		
90	GREENWOOD	26	124	47	90	47	47	88	47	47	47	47	88		
47	ARCHER	27	4	44	47	90	88	47	4	4	4	4	4		
18	DOBB	28	47	90	4	4	4	4	18	18	18	18	18		
4	VALLELEY	29	44	4	88	88	18	18	7	7	7	7	7		
88	JONKER	30	90	88	18	18	7	7	100	100	100	100	100		
7	ASHBY	31	88	18	7	7	100	100	127	127	127	127			
28	RAY	32	18	7	100	100	127	127							
100	CAMPBELL	33	7	100	127	127									
44	BAYFORD	34	100												

Weather / Track : Bright / Dry

Results can be found at www.tsl-timing.com

Brands Hatch GP
 Circuit Length = 2.4332 miles
 Start: 14:55 Flag 00:00 End: 15:16

Printed - 15:19 Sunday, 20 July 2014

MCRCB BULLETIN TK256

2014 MCE British Superbike Championship - Round 5

2014 Motul British Motostar Championship

RACE 10 - SECTOR ANALYSIS

SECTOR 1 = FL to I1, SECTOR 2 = I1 to I2, SECTOR 3 = I2 to FL, DIFF = Difference To Personal Best Lap

P1		45 M3		Oily SIMPSON			KTM - Oilly Simpson Racing				
IDEAL LAP TIME : 1:34.516		BEST LAP TIME : 1:34.737			DIFFERENCE : 0.221						
LAP	SECTOR 1	SECTOR 2		SECTOR 3		LAP TIME	MPH	DIFF	TIME OF DAY		
1 -		101.2	42.746	88.7	22.927	120.4	1:41.429	86.36	6.692	14:57:21.536	
2 -	29.804	102.2	42.318	90.4	23.148	119.8	1:35.270	91.94	0.533	14:58:56.806	
3 -	29.980	103.8	42.137	87.6	22.803	122.2	1:34.920 (2)	92.28	0.183	15:00:31.726	
4 -	29.997	103.4	42.382	87.7	22.758	122.4	1:35.137	92.07	0.400	15:02:06.863	
5 -	29.752	104.2	42.318	88.4	22.667	124.2	1:34.737 (1)	92.46		15:03:41.600	
6 -	30.030	102.6	42.452	89.2	22.722	121.3	1:35.204	92.01	0.467	15:05:16.804	
7 -	29.848	103.2	42.365	85.5	22.986	122.4	1:35.199	92.01	0.462	15:06:52.003	
8 -	29.712	104.6	42.633	88.7	22.725	122.2	1:35.070 (3)	92.14	0.333	15:08:27.073	
9 -	29.814	102.9	42.509	89.1	22.870	122.6	1:35.193	92.02	0.456	15:10:02.266	
10 -	30.503	103.4	42.714	90.3	22.869	123.3	1:36.086	91.16	1.349	15:11:38.352	
11 -	30.619	101.3	43.351	87.6	23.078	121.7	1:37.048	90.26	2.311	15:13:15.400	
12 -	30.076	101.5	42.714	90.3	22.782	121.7	1:35.572	91.65	0.835	15:14:50.972	

P2		34 M3		Jordan WEAVING			KTM - Jordan Racing / Burkert				
IDEAL LAP TIME : 1:34.693		BEST LAP TIME : 1:34.852			DIFFERENCE : 0.159						
LAP	SECTOR 1	SECTOR 2		SECTOR 3		LAP TIME	MPH	DIFF	TIME OF DAY		
1 -		102.2	42.742	88.5	22.862	124.5	1:41.572	86.24	6.720	14:57:21.679	
2 -	29.939	103.2	42.431	86.8	22.935	124.0	1:35.305	91.91	0.453	14:58:56.984	
3 -	29.976	103.8	42.295	91.1	22.921	125.2	1:35.192	92.02	0.340	15:00:32.176	
4 -	29.950	102.7	42.422	90.3	22.621	124.7	1:34.993 (3)	92.21	0.141	15:02:07.169	
5 -	29.841	102.9	42.456	89.7	22.700	124.5	1:34.997	92.21	0.145	15:03:42.166	
6 -	29.777	102.9	42.364	90.6	22.711	124.2	1:34.852 (1)	92.35		15:05:17.018	
7 -	29.907	103.2	42.458	89.3	22.756	126.1	1:35.121	92.09	0.269	15:06:52.139	
8 -	29.934	103.5	42.486	88.0	22.670	125.6	1:35.090	92.12	0.238	15:08:27.229	
9 -	29.915	103.5	42.362	88.4	22.701	124.9	1:34.978 (2)	92.23	0.126	15:10:02.207	
10 -	30.187	101.6	42.896	90.8	22.999	124.7	1:36.082	91.17	1.230	15:11:38.289	
11 -	30.618	101.9	43.327	89.4	23.100	123.8	1:37.045	90.26	2.193	15:13:15.334	
12 -	30.413	101.9	42.633	90.0	22.811	125.6	1:35.857	91.38	1.005	15:14:51.191	

P3		66 M3		Joe IRVING			KTM - Redline KTM				
IDEAL LAP TIME : 1:34.502		BEST LAP TIME : 1:34.770			DIFFERENCE : 0.268						
LAP	SECTOR 1	SECTOR 2		SECTOR 3		LAP TIME	MPH	DIFF	TIME OF DAY		
1 -		101.0	43.055	87.3	22.623	125.9	1:41.774	86.07	7.004	14:57:21.881	
2 -	29.797	102.9	42.164	87.1	22.907	123.1	1:34.868 (3)	92.33	0.098	14:58:56.749	
3 -	29.864	104.0	42.163	86.9	22.743	124.0	1:34.770 (1)	92.43		15:00:31.519	
4 -	30.104	104.0	42.317	87.6	22.790	124.0	1:35.211	92.00	0.441	15:02:06.730	
5 -	29.750	104.0	42.317	87.3	22.745	124.2	1:34.812 (2)	92.39	0.042	15:03:41.542	
6 -	29.902	101.8	42.466	88.4	22.764	123.8	1:35.132	92.08	0.362	15:05:16.674	
7 -	29.797	103.7	42.445	86.3	22.928	124.2	1:35.170	92.04	0.400	15:06:51.844	
8 -	29.741	103.8	42.555	89.2	22.827	123.5	1:35.123	92.08	0.353	15:08:26.967	
9 -	29.833	103.7	42.466	90.8	22.854	124.9	1:35.153	92.06	0.383	15:10:02.120	
10 -	30.460	101.6	43.207	86.3	22.686	125.6	1:36.353	90.91	1.583	15:11:38.473	
11 -	30.584	101.9	43.516	85.8	22.955	124.7	1:37.055	90.25	2.285	15:13:15.528	
12 -	30.306	99.7	42.851	90.5	22.598	127.8	1:35.755	91.48	0.985	15:14:51.283	

P4		28		Bradley RAY			EE125 - FAB-Racing				
IDEAL LAP TIME : 1:34.483		BEST LAP TIME : 1:34.807			DIFFERENCE : 0.324						
LAP	SECTOR 1	SECTOR 2		SECTOR 3		LAP TIME	MPH	DIFF	TIME OF DAY		
1 -		99.8	43.644	86.8	23.282	122.9	1:45.786	82.80	10.979	14:57:25.893	
2 -	30.457	99.8	42.710	92.5	23.578	121.1	1:36.745	90.54	1.938	14:59:02.638	
3 -	30.004	101.3	42.224	93.7	22.847	123.1	1:35.075	92.13	0.268	15:00:37.713	
4 -	29.904	101.8	42.478	95.3	22.841	122.4	1:35.223	91.99	0.416	15:02:12.936	
5 -	29.727	101.6	42.240	94.7	22.924	123.1	1:34.891 (2)	92.31	0.084	15:03:47.827	
6 -	29.733	102.1	42.313	94.5	22.761	121.7	1:34.807 (1)	92.39		15:05:22.634	
7 -	29.796	102.2	42.213	94.1	23.141	122.4	1:35.150	92.06	0.343	15:06:57.784	
8 -	29.861	102.9	42.248	92.4	22.826	122.4	1:34.935	92.27	0.128	15:08:32.719	
9 -	29.874	102.4	42.393	95.3	22.824	122.6	1:35.091	92.12	0.284	15:10:07.810	

Weather / Track : Bright / Dry

Brands Hatch GP

Circuit Length = 2.4332 miles

Start: 14:55 Flag 00:00 End: 15:16

MCRCB BULLETIN TK256

2014 MCE British Superbike Championship - Round 5

2014 Motul British Motostar Championship

RACE 10 - SECTOR ANALYSIS

SECTOR 1 = FL to I1, SECTOR 2 = I1 to I2, SECTOR 3 = I2 to FL, DIFF = Difference To Personal Best Lap

10 -	30.046	101.5	42.490	96.6	22.906	122.9	1:35.442	91.78	0.635	15:11:43.252
11 -	29.984	102.4	42.281	93.3	22.631	122.2	1:34.896 (3)	92.30	0.089	15:13:18.148
12 -	29.900	103.0	42.525	94.5	22.543	123.3	1:34.968	92.23	0.161	15:14:53.116

P5		6	Taz TAYLOR			Luyten Honda - FPW Racing / Hookless Holidays						
IDEAL LAP TIME :		1:34.509			BEST LAP TIME :		1:34.831			DIFFERENCE :		0.322
LAP	SECTOR 1	SECTOR 2	SECTOR 3	LAP TIME	MPH	DIFF	TIME OF DAY					
1 -		102.4	43.505	91.0	22.946	122.2	1:42.819	85.19	7.988	14:57:22.926		
2 -	29.980	101.9	42.981	91.8	23.089	120.9	1:36.050	91.20	1.219	14:58:58.976		
3 -	29.913	103.4	42.868	92.4	23.267	120.9	1:36.048	91.20	1.217	15:00:35.024		
4 -	29.987	102.7	42.725	90.9	23.312	120.6	1:36.024	91.22	1.193	15:02:11.048		
5 -	30.025	102.2	42.816	89.3	23.163	121.3	1:36.004	91.24	1.173	15:03:47.052		
6 -	30.184	101.5	42.926	92.4	22.855	122.4	1:35.965	91.28	1.134	15:05:23.017		
7 -	29.730	103.0	42.245	92.5	22.856	123.8	1:34.831 (1)	92.37		15:06:57.848		
8 -	30.030	103.7	42.337	93.4	22.737	123.3	1:35.104	92.10	0.273	15:08:32.952		
9 -	29.817	104.0	42.437	93.9	22.885	123.3	1:35.139	92.07	0.308	15:10:08.091		
10 -	29.944	103.2	42.496	91.8	22.766	124.5	1:35.206	92.00	0.375	15:11:43.297		
11 -	29.666	102.1	42.630	88.7	22.793	123.3	1:35.089 (3)	92.12	0.258	15:13:18.386		
12 -	29.607	102.1	42.745	93.2	22.657	123.8	1:35.009 (2)	92.20	0.178	15:14:53.395		

P6		61 M3	Ernst DUBBINK			Honda - Ernst Dubbink Racing						
IDEAL LAP TIME :		1:35.293			BEST LAP TIME :		1:35.460			DIFFERENCE :		0.167
LAP	SECTOR 1	SECTOR 2	SECTOR 3	LAP TIME	MPH	DIFF	TIME OF DAY					
1 -		97.2	43.308	88.5	22.857	125.4	1:42.219	85.69	6.759	14:57:22.326		
2 -	30.222	101.0	42.572	87.0	22.810	124.0	1:35.604	91.62	0.144	14:58:57.930		
3 -	30.428	100.9	42.599	87.4	22.910	123.3	1:35.937	91.30	0.477	15:00:33.867		
4 -	30.161	102.7	42.474	88.3	22.847	123.5	1:35.482 (2)	91.74	0.022	15:02:09.349		
5 -	30.033	102.7	42.629	89.1	22.798	123.8	1:35.460 (1)	91.76		15:03:44.809		
6 -	30.416	101.8	42.530	88.4	22.867	123.1	1:35.813	91.42	0.353	15:05:20.622		
7 -	30.386	103.2	42.548	87.8	22.929	123.3	1:35.863	91.37	0.403	15:06:56.485		
8 -	30.146	102.1	42.580	88.8	22.850	123.1	1:35.576 (3)	91.65	0.116	15:08:32.061		
9 -	30.268	102.4	45.245	86.5	22.945	124.5	1:38.458	88.97	2.998	15:10:10.519		
10 -	30.244	102.1	42.667	89.0	23.385	124.0	1:36.296	90.96	0.836	15:11:46.815		
11 -	30.624	99.8	42.769	88.8	22.786	125.4	1:36.179	91.07	0.719	15:13:22.994		
12 -	30.999	101.8	42.533	88.7	22.894	123.5	1:36.426	90.84	0.966	15:14:59.420		

P7		12	Edward RENDELL			Honda - Banks Racing						
IDEAL LAP TIME :		1:36.677			BEST LAP TIME :		1:36.896			DIFFERENCE :		0.219
LAP	SECTOR 1	SECTOR 2	SECTOR 3	LAP TIME	MPH	DIFF	TIME OF DAY					
1 -		100.0	43.246	90.0	23.299	119.8	1:43.270	84.82	6.374	14:57:23.377		
2 -	30.464	99.4	43.114	90.6	23.318	118.5	1:36.896 (1)	90.40		14:59:00.273		
3 -	30.264	100.0	43.224	91.0	23.556	118.5	1:37.044 (2)	90.26	0.148	15:00:37.317		
4 -	30.686	99.7	43.184	91.0	23.393	118.7	1:37.263	90.06	0.367	15:02:14.580		
5 -	30.350	99.5	43.505	90.4	23.480	118.3	1:37.335	89.99	0.439	15:03:51.915		
6 -	30.754	98.6	43.521	89.8	23.521	118.3	1:37.796	89.57	0.900	15:05:29.711		
7 -	30.708	98.2	43.635	89.9	23.548	118.3	1:37.891	89.48	0.995	15:07:07.602		
8 -	30.530	99.1	43.361	89.9	23.471	118.1	1:37.362	89.97	0.466	15:08:44.964		
9 -	30.601	98.5	43.613	90.8	23.499	118.5	1:37.713	89.64	0.817	15:10:22.677		
10 -	30.587	97.3	43.351	90.4	23.449	118.7	1:37.387	89.94	0.491	15:12:00.064		
11 -	30.654	98.3	43.243	91.9	23.465	118.1	1:37.362	89.97	0.466	15:13:37.426		
12 -	30.412	97.9	43.348	91.0	23.403	118.3	1:37.163 (3)	90.15	0.267	15:15:14.589		

P8		36 M3	Jayson URIBE			Honda - FPW Racing / RSR						
IDEAL LAP TIME :		1:36.205			BEST LAP TIME :		1:36.459			DIFFERENCE :		0.254
LAP	SECTOR 1	SECTOR 2	SECTOR 3	LAP TIME	MPH	DIFF	TIME OF DAY					
1 -		97.5	44.285	82.5	24.042	121.1	1:46.559	82.20	10.100	14:57:26.666		
2 -	30.937	100.0	43.934	83.3	23.441	120.2	1:38.312	89.10	1.853	14:59:04.978		
3 -	30.852	99.4	43.529	83.5	23.503	120.4	1:37.884	89.49	1.425	15:00:42.862		
4 -	30.501	100.4	43.341	87.6	23.314	120.2	1:37.156	90.16	0.697	15:02:20.018		
5 -	30.481	100.3	43.343	86.3	23.232	120.9	1:37.056	90.25	0.597	15:03:57.074		

Weather / Track : Bright / Dry

Brands Hatch GP
Circuit Length = 2.4332 miles
Start: 14:55 Flag 00:00 End: 15:16

RACE 10 - SECTOR ANALYSIS

SECTOR 1 = FL to I1, SECTOR 2 = I1 to I2, SECTOR 3 = I2 to FL, DIFF = Difference To Personal Best Lap

6 -	30.312	101.0	43.155	89.2	23.284	119.8	1:36.751	90.54	0.292	15:05:33.825
7 -	30.195	100.6	43.111	89.8	23.162	120.2	1:36.468 (2)	90.80	0.009	15:07:10.293
8 -	30.251	100.1	43.405	91.3	23.908	119.6	1:37.564	89.78	1.105	15:08:47.857
9 -	30.377	100.6	43.066	89.4	23.274	120.6	1:36.717	90.57	0.258	15:10:24.574
10 -	30.232	100.7	43.153	90.6	23.315	120.6	1:36.700 (3)	90.58	0.241	15:12:01.274
11 -	30.408	100.3	42.950	88.1	23.101	122.0	1:36.459 (1)	90.81		15:13:37.733
12 -	31.140	100.0	43.122	92.1	23.060	121.7	1:37.322	90.00	0.863	15:15:15.055

P9 42 M3 James HOBSON

Honda - Two 4 Motorsport with RS Racing

IDEAL LAP TIME : 1:37.182

BEST LAP TIME : 1:37.485

DIFFERENCE : 0.303

LAP	SECTOR 1		SECTOR 2		SECTOR 3		LAP TIME	MPH	DIFF	TIME OF DAY
1 -		98.2	44.786	79.7	23.843	123.3	1:46.255	82.44	8.770	14:57:26.362
2 -	31.427	98.1	44.003	78.3	23.563	124.2	1:38.993	88.48	1.508	14:59:05.355
3 -	31.281	97.6	44.235	80.5	23.468	124.2	1:38.984	88.49	1.499	15:00:44.339
4 -	30.880	97.2	44.325	81.5	23.307	124.0	1:38.512	88.92	1.027	15:02:22.851
5 -	31.491	96.1	43.585	82.3	23.240	124.0	1:38.316	89.09	0.831	15:04:01.167
6 -	31.400	100.1	43.576	80.7	23.227	124.2	1:38.203	89.20	0.718	15:05:39.370
7 -	31.013	99.1	43.920	80.6	23.281	121.7	1:38.214	89.19	0.729	15:07:17.584
8 -	30.889	101.9	43.670	80.1	23.310	122.6	1:37.869 (3)	89.50	0.384	15:08:55.453
9 -	30.971	100.6	43.234	83.4	23.280	123.3	1:37.485 (1)	89.85		15:10:32.938
10 -	30.828	98.6	44.084	80.5	23.178	123.3	1:38.090	89.30	0.605	15:12:11.028
11 -	30.770	99.2	43.751	82.8	23.260	122.9	1:37.781 (2)	89.58	0.296	15:13:48.809

P10 86 M3 Charlie NESBITT

Repli-Cast - Repli-Cast UK

IDEAL LAP TIME : 1:37.321

BEST LAP TIME : 1:37.591

DIFFERENCE : 0.270

LAP	SECTOR 1		SECTOR 2		SECTOR 3		LAP TIME	MPH	DIFF	TIME OF DAY
1 -		97.6	44.498	83.1	23.798	121.5	1:46.751	82.05	9.160	14:57:26.858
2 -	31.096	100.7	44.041	84.0	23.632	120.9	1:38.769	88.69	1.178	14:59:05.627
3 -	31.142	101.6	44.252	85.2	23.426	119.8	1:38.820	88.64	1.229	15:00:44.447
4 -	30.996	101.2	44.445	82.9	23.200	123.5	1:38.641	88.80	1.050	15:02:23.088
5 -	31.084	101.6	44.023	85.7	23.430	120.9	1:38.537	88.89	0.946	15:04:01.625
6 -	30.681	100.4	43.541	82.1	23.422	118.9	1:37.644 (2)	89.71	0.053	15:05:39.269
7 -	30.892	101.5	43.960	85.8	23.415	121.1	1:38.267	89.14	0.676	15:07:17.536
8 -	30.649	100.9	43.774	87.8	23.601	118.5	1:38.024	89.36	0.433	15:08:55.560
9 -	30.580	100.3	43.697	87.9	23.314	119.8	1:37.591 (1)	89.76		15:10:33.151
10 -	30.753	100.4	43.729	87.8	23.339	119.4	1:37.821 (3)	89.54	0.230	15:12:10.972
11 -	30.595	99.2	43.786	87.2	23.557	118.1	1:37.938	89.44	0.347	15:13:48.910

P11 142 M3 Brian SLOOTEN

Honda - Bakker Frames Holland

IDEAL LAP TIME : 1:37.460

BEST LAP TIME : 1:37.793

DIFFERENCE : 0.333

LAP	SECTOR 1		SECTOR 2		SECTOR 3		LAP TIME	MPH	DIFF	TIME OF DAY
1 -		99.1	44.761	86.7	23.637	121.7	1:45.709	82.86	7.916	14:57:25.816
2 -	31.376	98.1	44.136	89.2	23.708	118.7	1:39.220	88.28	1.427	14:59:05.036
3 -	31.334	98.2	44.260	87.9	23.516	121.7	1:39.110	88.38	1.317	15:00:44.146
4 -	30.933	99.7	43.939	91.4	23.449	120.6	1:38.321	89.09	0.528	15:02:22.467
5 -	31.262	99.1	43.757	89.1	23.543	119.6	1:38.562	88.87	0.769	15:04:01.029
6 -	30.756	99.4	43.827	85.9	23.528	120.6	1:38.111	89.28	0.318	15:05:39.140
7 -	30.871	99.8	43.947	86.7	23.527	120.6	1:38.345	89.07	0.552	15:07:17.485
8 -	30.813	99.5	43.998	85.0	23.405	120.9	1:38.216	89.18	0.423	15:08:55.701
9 -	30.931	100.0	43.526	85.7	23.417	120.4	1:37.874 (3)	89.50	0.081	15:10:33.575
10 -	30.632	100.3	43.781	82.1	23.380	121.7	1:37.793 (1)	89.57		15:12:11.368
11 -	30.696	99.7	43.755	87.8	23.352	122.0	1:37.803 (2)	89.56	0.010	15:13:49.171

P12 43 Arnie SHELTON

Honda - e3 Motorsport with Shelton Racing

IDEAL LAP TIME : 1:37.346

BEST LAP TIME : 1:37.621

DIFFERENCE : 0.275

LAP	SECTOR 1		SECTOR 2		SECTOR 3		LAP TIME	MPH	DIFF	TIME OF DAY
1 -		97.5	44.674	82.3	23.747	122.9	1:46.938	81.91	9.317	14:57:27.045
2 -	31.372	95.0	43.778	80.9	23.478	123.5	1:38.628	88.81	1.007	14:59:05.673
3 -	31.724	95.5	44.325	84.9	23.379	122.6	1:39.428	88.10	1.807	15:00:45.101
4 -	31.008	97.2	44.127	88.0	23.276	123.3	1:38.411	89.01	0.790	15:02:23.512

MCRCB BULLETIN TK256

2014 MCE British Superbike Championship - Round 5

2014 Motul British Motostar Championship

RACE 10 - SECTOR ANALYSIS

SECTOR 1 = FL to I1, SECTOR 2 = I1 to I2, SECTOR 3 = I2 to FL, DIFF = Difference To Personal Best Lap

5 -	31.315	97.1	43.791	85.4	23.372	122.0	1:38.478	88.95	0.857	15:04:01.990
6 -	30.865	99.5	44.340	84.4	23.186	122.2	1:38.391	89.03	0.770	15:05:40.381
7 -	31.094	98.1	43.415	85.7	23.183	123.3	1:37.692 (2)	89.66	0.071	15:07:18.073
8 -	31.103	96.9	43.675	86.3	23.143	123.1	1:37.921	89.45	0.300	15:08:55.994
9 -	30.956	99.8	43.440	84.5	23.225	122.0	1:37.621 (1)	89.73		15:10:33.615
10 -	31.021	98.5	43.791	82.9	23.066	122.0	1:37.878	89.49	0.257	15:12:11.493
11 -	30.879	99.4	43.574	84.5	23.270	122.9	1:37.723 (3)	89.63	0.102	15:13:49.216

P13	72	Alex PERSSON				Honda - PWR / Nordgren Racing					
IDEAL LAP TIME : 1:37.356		BEST LAP TIME : 1:37.633				DIFFERENCE : 0.277					
LAP	SECTOR 1		SECTOR 2		SECTOR 3		LAP TIME	MPH	DIFF	TIME OF DAY	
1 -		95.7	44.619	83.1	23.295	124.9	1:47.053	81.82	9.420	14:57:27.160	
2 -	31.360	91.5	44.248	82.4	23.207	124.5	1:38.815	88.64	1.182	14:59:05.975	
3 -	31.284	99.5	44.204	87.3	23.293	123.8	1:38.781	88.67	1.148	15:00:44.756	
4 -	30.902	96.9	44.011	83.8	23.321	124.0	1:38.234	89.17	0.601	15:02:22.990	
5 -	31.535	98.3	44.278	81.4	23.247	124.2	1:39.060	88.42	1.427	15:04:02.050	
6 -	30.812	100.3	44.001	85.0	23.133	122.2	1:37.946	89.43	0.313	15:05:39.996	
7 -	30.612	99.4	43.941	83.0	23.171	121.3	1:37.724 (3)	89.63	0.091	15:07:17.720	
8 -	31.201	96.6	44.156	86.1	23.123	122.9	1:38.480	88.95	0.847	15:08:56.200	
9 -	31.014	101.3	43.799	86.8	23.058	123.8	1:37.871	89.50	0.238	15:10:34.071	
10 -	30.652	95.0	43.963	84.5	23.069	123.8	1:37.684 (2)	89.67	0.051	15:12:11.755	
11 -	30.823	99.7	43.686	86.1	23.124	123.1	1:37.633 (1)	89.72		15:13:49.388	

P14	35	Elliot LODGE				Honda - SP125 / Spike Racing					
IDEAL LAP TIME : 1:37.549		BEST LAP TIME : 1:37.549				DIFFERENCE : 0.000					
LAP	SECTOR 1		SECTOR 2		SECTOR 3		LAP TIME	MPH	DIFF	TIME OF DAY	
1 -		99.8	44.447	87.1	23.793	117.3	1:45.635	82.92	8.086	14:57:25.742	
2 -	31.277	97.8	43.831	88.8	23.715	116.9	1:38.823	88.64	1.274	14:59:04.565	
3 -	31.177	99.4	43.900	87.4	23.851	117.5	1:38.928	88.54	1.379	15:00:43.493	
4 -	30.983	98.8	44.017	87.1	23.639	117.5	1:38.639	88.80	1.090	15:02:22.132	
5 -	30.800	98.5	44.069	86.5	23.578	117.5	1:38.447	88.98	0.898	15:04:00.579	
6 -	30.835	98.8	44.005	89.3	23.622	116.7	1:38.462	88.96	0.913	15:05:39.041	
7 -	30.748	98.9	43.993	88.5	23.582	116.9	1:38.323 (3)	89.09	0.774	15:07:17.364	
8 -	30.729	97.8	44.356	86.3	23.407	120.4	1:38.492	88.93	0.943	15:08:55.856	
9 -	31.282	100.1	43.657	87.7	23.306	121.7	1:38.245 (2)	89.16	0.696	15:10:34.101	
10 -	31.088	99.1	43.971	86.7	23.456	120.6	1:38.515	88.91	0.966	15:12:12.616	
11 -	30.698	100.0	43.606	88.6	23.245	121.7	1:37.549 (1)	89.79		15:13:50.165	

P15	79	M3	Chris TAYLOR				Honda - Elevator Saddles & Bridles					
IDEAL LAP TIME : 1:38.971		BEST LAP TIME : 1:39.146				DIFFERENCE : 0.175						
LAP	SECTOR 1		SECTOR 2		SECTOR 3		LAP TIME	MPH	DIFF	TIME OF DAY		
1 -		97.3	45.256	84.0	24.184	119.8	1:48.474	80.75	9.328	14:57:28.581		
2 -	31.712	100.1	44.388	82.9	23.947	119.1	1:40.047	87.55	0.901	14:59:08.628		
3 -	31.068	99.4	44.558	83.6	23.837	119.4	1:39.463	88.07	0.317	15:00:48.091		
4 -	31.209	98.3	44.635	85.9	23.814	119.4	1:39.658	87.89	0.512	15:02:27.749		
5 -	30.945	98.5	44.494	87.6	23.707	119.1	1:39.146 (1)	88.35		15:04:06.895		
6 -	30.876	97.6	44.601	83.8	23.774	119.1	1:39.251 (2)	88.25	0.105	15:05:46.146		
7 -	31.017	98.2	44.646	86.4	23.763	118.3	1:39.426	88.10	0.280	15:07:25.572		
8 -	31.398	98.2	44.637	86.2	23.854	118.1	1:39.889	87.69	0.743	15:09:05.461		
9 -	31.035	98.8	44.704	84.6	23.796	119.6	1:39.535	88.00	0.389	15:10:44.996		
10 -	30.927	98.1	44.512	86.7	23.822	118.5	1:39.261 (3)	88.25	0.115	15:12:24.257		
11 -	30.887	98.2	44.726	84.6	23.708	118.7	1:39.321	88.19	0.175	15:14:03.578		

P16	84	Daniel HERMANSSON				TSR Luyten - FPW Racing					
IDEAL LAP TIME : 1:39.141		BEST LAP TIME : 1:39.349				DIFFERENCE : 0.208					
LAP	SECTOR 1		SECTOR 2		SECTOR 3		LAP TIME	MPH	DIFF	TIME OF DAY	
1 -		99.1	45.760	84.6	23.863	122.2	1:49.851	79.74	10.502	14:57:29.958	
2 -	31.179	99.4	44.421	89.5	23.749	120.0	1:39.349 (1)	88.17		14:59:09.307	
3 -	31.345	99.1	45.642	86.7	23.964	119.6	1:40.951	86.77	1.602	15:00:50.258	
4 -	31.133	97.8	44.696	82.5	23.895	119.4	1:39.724	87.84	0.375	15:02:29.982	

Weather / Track : Bright / Dry

Brands Hatch GP

Circuit Length = 2.4332 miles

Start: 14:55 Flag 00:00 End: 15:16

MCRCB BULLETIN TK256

2014 MCE British Superbike Championship - Round 5

2014 Motul British Motostar Championship

RACE 10 - SECTOR ANALYSIS

SECTOR 1 = FL to I1, SECTOR 2 = I1 to I2, SECTOR 3 = I2 to FL, DIFF = Difference To Personal Best Lap

5 -	30.971	98.5	44.527	84.9	23.880	118.9	1:39.378	(2)	88.14	0.029	15:04:09.360
6 -	31.537	97.8	44.562	86.5	23.795	119.4	1:39.894		87.69	0.545	15:05:49.254
7 -	31.462	96.8	44.782	84.7	23.858	118.7	1:40.102		87.50	0.753	15:07:29.356
8 -	31.285	96.5	44.696	87.0	23.891	119.4	1:39.872		87.71	0.523	15:09:09.228
9 -	31.514	95.3	44.597	83.0	23.798	119.8	1:39.909		87.67	0.560	15:10:49.137
10 -	31.363	97.3	44.608	85.7	24.033	118.9	1:40.004		87.59	0.655	15:12:29.141
11 -	31.311	96.4	44.499	87.2	23.857	118.9	1:39.667	(3)	87.89	0.318	15:14:08.808

P17	74 M3	Joe THOMPSON	Repli-Cast - Repli-Cast UK								
IDEAL LAP TIME : 1:40.327			BEST LAP TIME : 1:40.555			DIFFERENCE : 0.228					

LAP	SECTOR 1	SECTOR 2	SECTOR 3	LAP TIME	MPH	DIFF	TIME OF DAY				
1 -	95.3	45.498	85.0	24.001	121.5	1:50.499	79.27	9.944	14:57:30.606		
2 -	31.549	96.2	45.152	82.6	23.854	122.2	1:40.555 (1)	87.11	14:59:11.161		
3 -	31.946	97.9	45.646	81.0	24.210	121.7	1:41.802	86.04	1.247	15:00:52.963	
4 -	31.843	97.6	45.194	82.6	23.758	122.6	1:40.795	(3)	86.90	0.240	15:02:33.758
5 -	32.126	95.0	45.087	83.6	23.926	119.8	1:41.139	86.61	0.584	15:04:14.897	
6 -	32.137	97.5	45.924	81.0	23.751	120.2	1:41.812	86.03	1.257	15:05:56.709	
7 -	32.156	93.4	45.294	81.1	24.035	121.1	1:41.485	86.31	0.930	15:07:38.194	
8 -	31.857	96.4	45.369	83.0	23.877	119.6	1:41.103	86.64	0.548	15:09:19.297	
9 -	31.874	97.5	45.027	85.4	23.818	119.6	1:40.719	(2)	86.97	0.164	15:11:00.016
10 -	31.623	96.4	45.236	83.7	24.017	119.1	1:40.876	86.83	0.321	15:12:40.892	
11 -	31.609	97.8	45.288	85.9	24.008	118.9	1:40.905	86.81	0.350	15:14:21.797	

P18	124	Tasia RODINK	Honda - Promemo Racing								
IDEAL LAP TIME : 1:40.304			BEST LAP TIME : 1:40.354			DIFFERENCE : 0.050					

LAP	SECTOR 1	SECTOR 2	SECTOR 3	LAP TIME	MPH	DIFF	TIME OF DAY				
1 -	93.3	46.141	78.3	24.109	119.8	1:51.145	78.81	10.791	14:57:31.252		
2 -	32.355	97.3	45.388	81.1	23.926	120.0	1:41.669	86.16	1.315	14:59:12.921	
3 -	31.852	99.2	45.232	78.2	23.957	120.2	1:41.041	86.69	0.687	15:00:53.962	
4 -	31.728	98.6	44.850	81.2	23.776	120.4	1:40.354 (1)	87.28	15:02:34.316		
5 -	31.931	98.3	45.039	79.9	23.744	119.1	1:40.714	86.97	0.360	15:04:15.030	
6 -	32.319	96.5	45.841	79.8	23.966	120.2	1:42.126	85.77	1.772	15:05:57.156	
7 -	31.988	95.7	45.173	80.3	24.003	121.7	1:41.164	86.59	0.810	15:07:38.320	
8 -	31.853	97.8	45.473	80.3	23.733	120.4	1:41.059	86.68	0.705	15:09:19.379	
9 -	32.432	95.5	45.038	84.9	23.946	120.4	1:41.416	86.37	1.062	15:11:00.795	
10 -	31.721	96.0	44.991	80.7	23.859	119.8	1:40.571	(3)	87.10	0.217	15:12:41.366
11 -	31.805	96.2	44.888	82.0	23.822	121.1	1:40.515	(2)	87.14	0.161	15:14:21.881

P19	13 M3	Sam BURMAN	Honda - WNT / Burman Racing								
IDEAL LAP TIME : 1:40.454			BEST LAP TIME : 1:40.792			DIFFERENCE : 0.338					

LAP	SECTOR 1	SECTOR 2	SECTOR 3	LAP TIME	MPH	DIFF	TIME OF DAY				
1 -	93.9	45.840	84.0	24.159	120.6	1:49.774	79.79	8.982	14:57:29.881		
2 -	31.901	98.9	45.129	84.2	24.206	120.0	1:41.236	86.52	0.444	14:59:11.117	
3 -	31.880	98.2	45.437	82.1	24.455	120.0	1:41.772	86.07	0.980	15:00:52.889	
4 -	31.551	98.5	45.133	84.7	24.108	120.4	1:40.792 (1)	86.91	15:02:33.681		
5 -	31.724	98.1	45.314	84.8	24.134	118.9	1:41.172	86.58	0.380	15:04:14.853	
6 -	31.932	98.8	45.764	83.8	24.079	119.1	1:41.775	86.07	0.983	15:05:56.628	
7 -	31.777	98.2	45.539	84.4	24.161	119.4	1:41.477	86.32	0.685	15:07:38.105	
8 -	31.774	97.9	45.185	86.5	24.172	119.6	1:41.131	86.61	0.339	15:09:19.236	
9 -	31.721	97.2	45.506	85.4	24.040	121.3	1:41.267	86.50	0.475	15:11:00.503	
10 -	31.763	98.5	44.956	84.6	24.319	120.0	1:41.038	(3)	86.69	0.246	15:12:41.541
11 -	31.853	97.3	45.118	84.5	23.947	120.9	1:40.918	(2)	86.80	0.126	15:14:22.459

P20	69	Tom BOOTH-AMOS	Honda - 2T Racing / FAB Racing								
IDEAL LAP TIME : 1:40.295			BEST LAP TIME : 1:40.679			DIFFERENCE : 0.384					

LAP	SECTOR 1	SECTOR 2	SECTOR 3	LAP TIME	MPH	DIFF	TIME OF DAY				
1 -	92.9	45.426	76.6	24.204	117.7	1:49.308	80.13	8.629	14:57:29.415		
2 -	31.693	96.4	44.735	81.5	24.254	116.7	1:40.682	(2)	87.00	0.003	14:59:10.097
3 -	31.704	95.5	45.421	81.6	24.541	114.9	1:41.666	86.16	0.987	15:00:51.763	
4 -	31.613	94.7	45.389	82.6	24.392	114.7	1:41.394	86.39	0.715	15:02:33.157	

Brands Hatch GP
 Circuit Length = 2.4332 miles
 Start: 14:55 Flag 00:00 End: 15:16

Weather / Track : Bright / Dry

MCRCB BULLETIN TK256

2014 MCE British Superbike Championship - Round 5

2014 Motul British Motostar Championship

RACE 10 - SECTOR ANALYSIS

SECTOR 1 = FL to I1, SECTOR 2 = I1 to I2, SECTOR 3 = I2 to FL, DIFF = Difference To Personal Best Lap

5 -	31.670	94.5	45.284	82.3	24.434	113.1	1:41.388	86.39	0.709	15:04:14.545
6 -	31.751	94.1	45.762	84.4	24.615	112.0	1:42.128	85.77	1.449	15:05:56.673
7 -	32.083	95.5	45.710	79.3	24.269	116.7	1:42.062	85.82	1.383	15:07:38.735
8 -	31.705	96.6	45.306	78.8	24.129	116.7	1:41.140	86.61	0.461	15:09:19.875
9 -	31.796	92.5	45.309	81.7	24.372	116.5	1:41.477	86.32	0.798	15:11:01.352
10 -	31.431	95.4	44.918	81.4	24.330	115.5	1:40.679 (1)	87.00		15:12:42.031
11 -	31.643	95.0	45.042	80.4	24.427	114.3	1:41.112 (3)	86.63	0.433	15:14:23.143

P21	90	Greg GREENWOOD				Luyten Honda - FPW Racing					
IDEAL LAP TIME : 1:40.797		BEST LAP TIME : 1:40.948				DIFFERENCE : 0.151					

LAP	SECTOR 1	SECTOR 2	SECTOR 3	LAP TIME	MPH	DIFF	TIME OF DAY			
1 -	96.6	45.695	83.5	24.487	120.2	1:52.355	77.96	11.407	14:57:32.462	
2 -	32.428	96.5	45.400	78.6	24.364	119.6	1:42.192	85.71	1.244	14:59:14.654
3 -	32.872	94.6	45.373	81.5	24.162	119.6	1:42.407	85.53	1.459	15:00:57.061
4 -	32.420	93.0	45.717	80.5	24.311	119.8	1:42.448	85.50	1.500	15:02:39.509
5 -	31.853	96.8	45.124	80.6	24.615	118.3	1:41.592	86.22	0.644	15:04:21.101
6 -	31.926	95.8	45.131	84.6	24.267	117.7	1:41.324 (2)	86.45	0.376	15:06:02.425
7 -	32.079	96.4	45.692	83.9	24.281	117.3	1:42.052	85.83	1.104	15:07:44.477
8 -	32.127	95.3	45.502	85.2	24.113	118.7	1:41.742	86.09	0.794	15:09:26.219
9 -	31.888	96.0	44.900	82.9	24.160	117.9	1:40.948 (1)	86.77		15:11:07.167
10 -	32.251	94.6	45.127	85.1	24.044	117.1	1:41.422 (3)	86.37	0.474	15:12:48.589
11 -	32.141	92.4	45.376	86.5	24.553	117.5	1:42.070	85.82	1.122	15:14:30.659

P22	44	Jake BAYFORD				Honda - Intek Adhesives by SGR Racing					
IDEAL LAP TIME : 1:40.606		BEST LAP TIME : 1:40.784				DIFFERENCE : 0.178					

LAP	SECTOR 1	SECTOR 2	SECTOR 3	LAP TIME	MPH	DIFF	TIME OF DAY			
1 -	93.8	45.919	80.1	24.321	116.7	1:52.075	78.16	11.291	14:57:32.182	
2 -	32.055	95.0	45.833	82.4	24.169	117.3	1:42.057	85.83	1.273	14:59:14.239
3 -	32.026	97.1	45.689	82.3	24.263	115.3	1:41.978	85.89	1.194	15:00:56.217
4 -	32.018	94.5	45.520	80.4	24.276	115.3	1:41.814	86.03	1.030	15:02:38.031
5 -	32.202	94.2	45.610	81.9	24.471	115.1	1:42.283	85.64	1.499	15:04:20.314
6 -	32.090	95.5	46.002	80.9	24.329	116.5	1:42.421	85.52	1.637	15:06:02.735
7 -	31.820	94.6	46.132	82.2	24.174	118.5	1:42.126	85.77	1.342	15:07:44.861
8 -	32.027	94.5	45.711	85.2	23.935	117.5	1:41.673 (3)	86.15	0.889	15:09:26.534
9 -	31.666	97.3	45.017	81.7	24.101	118.1	1:40.784 (1)	86.91		15:11:07.318
10 -	32.121	95.0	45.330	83.4	23.923	118.7	1:41.374 (2)	86.41	0.590	15:12:48.692
11 -	31.947	95.4	45.645	83.8	24.548	116.3	1:42.140	85.76	1.356	15:14:30.832

P23	47	Jake ARCHER				Honda - Jake Archer Racing					
IDEAL LAP TIME : 1:41.085		BEST LAP TIME : 1:41.136				DIFFERENCE : 0.051					

LAP	SECTOR 1	SECTOR 2	SECTOR 3	LAP TIME	MPH	DIFF	TIME OF DAY			
1 -	90.5	46.004	77.3	24.262	117.9	1:51.534	78.53	10.398	14:57:31.641	
2 -	32.360	94.9	45.683	80.3	24.372	116.7	1:42.415	85.53	1.279	14:59:14.056
3 -	32.637	96.2	45.963	80.9	24.457	116.9	1:43.057	84.99	1.921	15:00:57.113
4 -	32.292	96.0	45.687	79.7	24.382	117.3	1:42.361	85.57	1.225	15:02:39.474
5 -	32.072	95.7	45.454	80.5	24.385	118.5	1:41.911	85.95	0.775	15:04:21.385
6 -	32.658	93.2	45.455	82.0	24.285	117.5	1:42.398	85.54	1.262	15:06:03.783
7 -	32.201	95.5	45.415	81.1	24.127	118.5	1:41.743	86.09	0.607	15:07:45.526
8 -	31.887	96.4	45.395	81.2	23.989	119.1	1:41.271 (2)	86.49	0.135	15:09:26.797
9 -	31.929	96.1	45.209	80.4	23.998	118.9	1:41.136 (1)	86.61		15:11:07.933
10 -	31.979	95.3	45.280	79.8	24.045	119.8	1:41.304 (3)	86.47	0.168	15:12:49.237
11 -	31.925	96.0	45.296	82.2	24.416	121.3	1:41.637	86.18	0.501	15:14:30.874

P24	88	Wesley JONKER				Honda - Racing Family					
IDEAL LAP TIME : 1:40.866		BEST LAP TIME : 1:41.244				DIFFERENCE : 0.378					

LAP	SECTOR 1	SECTOR 2	SECTOR 3	LAP TIME	MPH	DIFF	TIME OF DAY			
1 -	96.8	46.642	83.7	24.306	117.9	1:53.317	77.30	12.073	14:57:33.424	
2 -	33.029	90.1	45.723	84.0	24.563	116.9	1:43.315	84.78	2.071	14:59:16.739
3 -	32.214	95.1	45.329	84.2	24.627	117.7	1:42.170	85.73	0.926	15:00:58.909
4 -	31.913	98.9	45.201	82.1	24.144	119.4	1:41.258 (2)	86.51	0.014	15:02:40.167

Weather / Track : Bright / Dry

Brands Hatch GP

Circuit Length = 2.4332 miles

Start: 14:55 Flag 00:00 End: 15:16

MCRCB BULLETIN TK256

2014 MCE British Superbike Championship - Round 5

2014 Motul British Motostar Championship

RACE 10 - SECTOR ANALYSIS

SECTOR 1 = FL to I1, SECTOR 2 = I1 to I2, SECTOR 3 = I2 to FL, DIFF = Difference To Personal Best Lap

5 -	32.006	96.5	45.204	81.2	24.229	119.1	1:41.439	86.35	0.195	15:04:21.606
6 -	32.002	98.3	45.084	81.3	24.158	119.8	1:41.244 (1)	86.52		15:06:02.850
7 -	31.882	95.5	45.763	83.2	24.049	119.6	1:41.694	86.13	0.450	15:07:44.544
8 -	31.846	96.6	45.319	82.8	24.272	117.5	1:41.437 (3)	86.35	0.193	15:09:25.981
9 -	32.522	98.1	44.983	82.8	24.147	118.7	1:41.652	86.17	0.408	15:11:07.633
10 -	32.028	97.1	45.277	81.7	24.174	117.9	1:41.479	86.32	0.235	15:12:49.112
11 -	31.834	94.7	45.805	83.6	24.278	119.8	1:41.917	85.95	0.673	15:14:31.029

P25	4	Louis VALLELEY	KTM - Century 21 / Cresswell Racing							
IDEAL LAP TIME : 1:41.755		BEST LAP TIME : 1:42.084		DIFFERENCE : 0.329						

LAP	SECTOR 1	SECTOR 2	SECTOR 3	LAP TIME	MPH	DIFF	TIME OF DAY			
1 -	96.5	46.171	78.8	24.347	116.3	1:51.193	78.78	9.109	14:57:31.300	
2 -	32.573	96.8	46.335	80.7	24.817	116.5	1:43.725	84.45	1.641	14:59:15.025
3 -	32.367	96.2	46.016	82.9	24.311	115.5	1:42.694 (3)	85.30	0.610	15:00:57.719
4 -	32.323	96.5	45.339	78.5	24.422	117.1	1:42.084 (1)	85.81		15:02:39.803
5 -	32.967	93.0	45.603	82.0	24.690	114.5	1:43.260	84.83	1.176	15:04:23.063
6 -	32.478	95.7	45.710	82.2	24.594	115.7	1:42.782	85.22	0.698	15:06:05.845
7 -	32.105	95.8	45.899	81.2	24.456	114.9	1:42.460 (2)	85.49	0.376	15:07:48.305
8 -	32.443	95.5	45.636	83.2	24.770	113.3	1:42.849	85.17	0.765	15:09:31.154
9 -	32.217	94.7	46.243	81.5	24.669	114.3	1:43.129	84.94	1.045	15:11:14.283
10 -	32.770	94.1	46.246	83.4	24.582	113.5	1:43.598	84.55	1.514	15:12:57.881
11 -	32.398	94.6	46.202	82.5	24.610	114.3	1:43.210	84.87	1.126	15:14:41.091

P26	18	Paul DOBB	Honda - PDR							
IDEAL LAP TIME : 1:41.765		BEST LAP TIME : 1:41.968		DIFFERENCE : 0.203						

LAP	SECTOR 1	SECTOR 2	SECTOR 3	LAP TIME	MPH	DIFF	TIME OF DAY			
1 -	93.3	46.797	79.4	24.700	116.7	1:54.102	76.77	12.134	14:57:34.209	
2 -	32.381	94.9	46.013	78.2	24.471	115.9	1:42.865	85.15	0.897	14:59:17.074
3 -	32.477	93.5	45.571	78.3	24.359	116.1	1:42.407	85.53	0.439	15:00:59.481
4 -	32.121	96.4	45.462	80.2	24.385	116.5	1:41.968 (1)	85.90		15:02:41.449
5 -	33.284	87.6	45.730	80.9	24.526	114.9	1:43.540	84.60	1.572	15:04:24.989
6 -	32.201	96.8	45.754	79.7	24.458	115.7	1:42.413	85.53	0.445	15:06:07.402
7 -	32.205	96.8	45.383	80.3	24.399	115.9	1:41.987 (2)	85.89	0.019	15:07:49.389
8 -	32.190	96.0	45.484	82.7	24.474	116.5	1:42.148 (3)	85.75	0.180	15:09:31.537
9 -	32.023	96.6	48.379	79.7	24.519	114.7	1:44.921	83.48	2.953	15:11:16.458
10 -	32.381	94.7	45.642	81.7	24.485	113.9	1:42.508	85.45	0.540	15:12:58.966
11 -	32.295	95.1	45.701	79.2	24.535	114.7	1:42.531	85.43	0.563	15:14:41.497

P27	7	Jamie ASHBY	Honda - JPA Racing / SP125							
IDEAL LAP TIME : 1:44.716		BEST LAP TIME : 1:44.871		DIFFERENCE : 0.155						

LAP	SECTOR 1	SECTOR 2	SECTOR 3	LAP TIME	MPH	DIFF	TIME OF DAY			
1 -	90.0	47.136	73.7	25.177	117.9	1:55.047	76.14	10.176	14:57:35.154	
2 -	33.724	90.9	47.021	74.0	25.137	116.5	1:45.882	82.73	1.011	14:59:21.036
3 -	33.533	93.0	46.915	74.8	25.135	116.3	1:45.583	82.96	0.712	15:01:06.619
4 -	33.420	93.7	46.992	76.4	25.074	116.5	1:45.486	83.04	0.615	15:02:52.105
5 -	33.380	89.1	46.946	75.7	25.019	116.7	1:45.345	83.15	0.474	15:04:37.450
6 -	33.315	91.3	46.845	74.9	24.975	116.3	1:45.135	83.31	0.264	15:06:22.585
7 -	33.188	92.6	46.768	75.4	24.915	116.3	1:44.871 (1)	83.52		15:08:07.456
8 -	33.312	93.8	46.642	76.0	24.951	116.5	1:44.905 (2)	83.50	0.034	15:09:52.361
9 -	33.450	92.5	46.613	76.9	24.979	116.5	1:45.042 (3)	83.39	0.171	15:11:37.403
10 -	33.500	91.5	46.904	77.2	24.989	116.9	1:45.393	83.11	0.522	15:13:22.796
11 -	33.467	90.1	46.718	78.5	24.955	116.5	1:45.140	83.31	0.269	15:15:07.936

P28	100	Stephen CAMPBELL	Honda - Campbell Racing							
IDEAL LAP TIME : 1:45.284		BEST LAP TIME : 1:45.386		DIFFERENCE : 0.102						

LAP	SECTOR 1	SECTOR 2	SECTOR 3	LAP TIME	MPH	DIFF	TIME OF DAY			
1 -	87.3	48.256	76.5	25.278	115.5	1:56.668	75.08	11.282	14:57:36.775	
2 -	33.343	93.7	47.726	73.5	25.169	114.9	1:46.238	82.45	0.852	14:59:23.013
3 -	33.469	93.9	47.415	78.8	25.133	115.1	1:46.017	82.62	0.631	15:01:09.030
4 -	33.226	95.5	47.025	77.3	25.135	114.9	1:45.386 (1)	83.12		15:02:54.416

Weather / Track : Bright / Dry

Brands Hatch GP

Circuit Length = 2.4332 miles

Start: 14:55 Flag 00:00 End: 15:16

MCRCB BULLETIN TK256

2014 MCE British Superbike Championship - Round 5

2014 Motul British Motostar Championship

RACE 10 - SECTOR ANALYSIS

SECTOR 1 = FL to I1, SECTOR 2 = I1 to I2, SECTOR 3 = I2 to FL, DIFF = Difference To Personal Best Lap

5 -	34.340	81.7	47.679	77.8	25.145	115.1	1:47.164	81.74	1.778	15:04:41.580
6 -	33.320	94.1	47.249	80.3	25.207	113.7	1:45.776 (3)	82.81	0.390	15:06:27.356
7 -	33.534	94.5	47.638	78.3	25.513	114.1	1:46.685	82.10	1.299	15:08:14.041
8 -	33.447	93.5	47.558	80.1	25.592	114.7	1:46.597	82.17	1.211	15:10:00.638
9 -	33.821	91.6	47.468	75.1	25.485	115.7	1:46.774	82.04	1.388	15:11:47.412
10 -	33.126	94.3	47.306	80.8	25.195	114.7	1:45.627 (2)	82.93	0.241	15:13:33.039
11 -	33.722	91.5	47.481	78.5	25.391	114.3	1:46.594	82.17	1.208	15:15:19.633

P29 127	Georgina POLDEN						Honda - RS Racing				
IDEAL LAP TIME : 1:37.687			BEST LAP TIME : 1:38.060			DIFFERENCE : 0.373					
LAP	SECTOR 1	SECTOR 2	SECTOR 3	LAP TIME	MPH	DIFF	TIME OF DAY				
1 -		97.5	44.733	81.7	23.566	124.7	1:48.374	80.82	10.314	14:57:28.481	
2 -	31.343	99.5	43.532	80.9	23.185	125.6	1:38.060 (1)	89.33		14:59:06.541	
3 -	31.044	98.1	50.199	74.4	IN PIT		3:33.731 P	40.98	1:55.671	15:02:40.272	
4 -	OUTLAP	93.2	44.735	81.1	23.975	121.3	1:44.608	83.73	6.548	15:04:24.880	
5 -	31.653	94.7	45.171	76.5	23.675	122.6	1:40.499	87.16	2.439	15:06:05.379	
6 -	31.018	99.7	44.533	79.8	23.799	124.0	1:39.350	88.17	1.290	15:07:44.729	
7 -	31.869	96.6	44.845	82.1	23.584	122.2	1:40.298	87.33	2.238	15:09:25.027	
8 -	30.970	101.8	44.144	81.0	23.523	122.6	1:38.637 (2)	88.80	0.577	15:11:03.664	
9 -	31.271	98.6	44.262	84.0	23.537	124.0	1:39.070 (3)	88.42	1.010	15:12:42.734	
10 -	31.187	98.3	45.266	81.6	23.681	123.3	1:40.134	87.48	2.074	15:14:22.868	

P30 65	Josh OWENS						Honda - RCD Motorsport				
IDEAL LAP TIME : 1:37.456			BEST LAP TIME : 1:37.774			DIFFERENCE : 0.318					
LAP	SECTOR 1	SECTOR 2	SECTOR 3	LAP TIME	MPH	DIFF	TIME OF DAY				
1 -		98.1	44.154	85.8	23.853	121.1	1:46.499	82.25	8.725	14:57:26.606	
2 -	31.652	98.6	44.226	83.3	23.340	122.6	1:39.218	88.28	1.444	14:59:05.824	
3 -	31.355	99.2	44.086	89.7	23.374	121.3	1:38.815	88.64	1.041	15:00:44.639	
4 -	30.965	99.4	44.351	82.4	23.201	125.4	1:38.517	88.91	0.743	15:02:23.156	
5 -	30.916	100.6	43.982	83.8	23.351	121.5	1:38.249	89.15	0.475	15:04:01.405	
6 -	30.837	98.6	44.745	84.6	23.108	122.9	1:38.690	88.76	0.916	15:05:40.095	
7 -	30.861	100.0	43.670	83.3	23.264	121.3	1:37.795 (2)	89.57	0.021	15:07:17.890	
8 -	30.941	99.7	43.716	84.7	23.384	120.2	1:38.041	89.34	0.267	15:08:55.931	
9 -	30.961	99.2	43.707	87.0	23.152	123.1	1:37.820 (3)	89.55	0.046	15:10:33.751	
10 -	30.678	99.5	43.739	85.3	23.357	120.4	1:37.774 (1)	89.59		15:12:11.525	
11 -	31.082	99.8	43.763	85.9	23.235	122.2	1:38.080	89.31	0.306	15:13:49.605	

P31 164	Anthony ALONSO						Honda - SP125 / BARF Racing				
IDEAL LAP TIME : 1:37.063			BEST LAP TIME : 1:37.102			DIFFERENCE : 0.039					
LAP	SECTOR 1	SECTOR 2	SECTOR 3	LAP TIME	MPH	DIFF	TIME OF DAY				
1 -		97.8	45.167	82.7	23.881	119.6	1:48.349	80.84	11.247	14:57:28.456	
2 -	31.177	99.4	44.137	84.7	23.530	120.9	1:38.844	88.62	1.742	14:59:07.300	
3 -	30.825	100.3	43.901	86.1	23.237	122.9	1:37.963	89.41	0.861	15:00:45.263	
4 -	30.967	99.8	45.106	88.3	23.398	119.8	1:39.471	88.06	2.369	15:02:24.734	
5 -	30.816	99.4	43.876	86.1	23.374	121.7	1:38.066	89.32	0.964	15:04:02.800	
6 -	30.790	100.6	44.021	86.3	23.304	121.3	1:38.115	89.28	1.013	15:05:40.915	
7 -	30.686	100.6	44.092	88.1	23.460	119.8	1:38.238	89.16	1.136	15:07:19.153	
8 -	30.616	100.6	44.006	88.5	23.412	120.4	1:38.034	89.35	0.932	15:08:57.187	
9 -	30.436	101.0	43.660	86.9	23.006	123.5	1:37.102 (1)	90.21		15:10:34.289	
10 -	30.620	100.3	44.084	85.4	22.967	123.8	1:37.671 (2)	89.68	0.569	15:12:11.960	
11 -	30.835	100.6	43.890	87.6	22.999	124.2	1:37.724 (3)	89.63	0.622	15:13:49.684	

P32 25 M3	Mike BROUWERS						Honda - Joma / Brouwers Racing Team				
IDEAL LAP TIME : 1:38.488			BEST LAP TIME : 1:38.668			DIFFERENCE : 0.180					
LAP	SECTOR 1	SECTOR 2	SECTOR 3	LAP TIME	MPH	DIFF	TIME OF DAY				
1 -		96.9	44.181	84.3	23.618	118.9	1:45.868	82.74	7.200	14:57:25.975	
2 -	31.390	98.6	44.233	83.6	23.671	118.3	1:39.294	88.22	0.626	14:59:05.269	
3 -	31.009	98.1	44.060	88.5	23.599	117.1	1:38.668 (1)	88.78		15:00:43.937	
4 -	31.169	96.5	44.195	90.1	23.473	116.9	1:38.837 (2)	88.62	0.169	15:02:22.774	
5 -	31.232	97.1	44.358	82.0	24.148	117.3	1:39.738	87.82	1.070	15:04:02.512	

Weather / Track : Bright / Dry

Brands Hatch GP
Circuit Length = 2.4332 miles
Start: 14:55 Flag 00:00 End: 15:16

MCRCB BULLETIN TK256**2014 MCE British Superbike Championship - Round 5****2014 Motul British Motostar Championship****RACE 10 - SECTOR ANALYSIS**

SECTOR 1 = FL to I1, SECTOR 2 = I1 to I2, SECTOR 3 = I2 to FL, DIFF = Difference To Personal Best Lap

6 - 31.498 96.8 **44.006** 87.1 23.704 116.3 1:39.208 **(3)** 88.29 0.540 15:05:41.720

P33 11		Joseph THOMAS		Honda - Moto UK Racing						
IDEAL LAP TIME : 1:41.169		BEST LAP TIME : 1:41.355		DIFFERENCE : 0.186						
LAP	SECTOR 1	SECTOR 2		SECTOR 3		LAP TIME	MPH	DIFF	TIME OF DAY	
1 -	94.5	46.071	83.4	24.168	116.9	1:50.337	79.39	8.982	14:57:30.444	
2 -	31.584	96.8	45.417	82.8	24.354	114.3	1:41.355 (1)	86.42	14:59:11.799	
3 -	31.866	94.1	45.720	83.8	24.766	111.2	1:42.352 (2)	85.58	0.997 15:00:54.151	
4 -	32.291	92.8	45.945	84.0	24.927	110.3	1:43.163 (3)	84.91	1.808 15:02:37.314	

P34 64		Asher DURHAM		Honda - SP125Racing.com						
IDEAL LAP TIME : 1:39.458		BEST LAP TIME :		DIFFERENCE :						
LAP	SECTOR 1	SECTOR 2		SECTOR 3		LAP TIME	MPH	DIFF	TIME OF DAY	
1 -	95.4	45.269	79.8	24.085	119.6	1:48.790	80.52		14:57:28.897	

MCRCB BULLETIN TK257**2014 MCE British Superbike Championship - Round 5****2014 Motul British Motostar Championship****RACE 10 - BEST SPEEDS**

POS	SECTOR 1			SECTOR 2			FINISH LINE		
	NO	NAME	MPH	NO	NAME	MPH	NO	NAME	MPH
1	45	Olly SIMPSON	104.6	28	Bradley RAY	96.6	66	Joe IRVING	127.8
2	6	Taz TAYLOR	104.0	6	Taz TAYLOR	93.9	34	Jordan WEAVING	126.1
3	66	Joe IRVING	104.0	35	Elliot LODGE	92.1	127	Georgina POLDEN	125.6
4	34	Jordan WEAVING	103.8	36	Jayson URIBE	92.1	65	Josh OWENS	125.4
5	61	Ernst DUBBINK	103.2	12	Edward RENDELL	91.9	61	Ernst DUBBINK	125.4
6	28	Bradley RAY	103.0	142	Brian SLOOTEN	91.4	72	Alex PERSSON	124.9
7	42	James HOBSON	101.9	34	Jordan WEAVING	91.1	6	Taz TAYLOR	124.5
8	127	Georgina POLDEN	101.8	66	Joe IRVING	90.8	42	James HOBSON	124.2
9	86	Charlie NESBITT	101.6	45	Olly SIMPSON	90.4	45	Olly SIMPSON	124.2
10	72	Alex PERSSON	101.3	25	Mike BROUWERS	90.1	164	Anthony ALONSO	124.2
11	36	Jayson URIBE	101.0	65	Josh OWENS	89.7	43	Arnie SHELTON	123.5
12	164	Anthony ALONSO	101.0	84	Daniel HERMANSSON	89.5	86	Charlie NESBITT	123.5
13	64	Asher DURHAM	100.6	61	Ernst DUBBINK	89.1	28	Bradley RAY	123.3
14	65	Josh OWENS	100.6	164	Anthony ALONSO	88.5	74	Joe THOMPSON	122.6
15	142	Brian SLOOTEN	100.3	43	Arnie SHELTON	88.0	84	Daniel HERMANSSON	122.2
16	35	Elliot LODGE	100.1	86	Charlie NESBITT	87.9	36	Jayson URIBE	122.0
17	79	Chris TAYLOR	100.1	79	Chris TAYLOR	87.6	142	Brian SLOOTEN	122.0
18	12	Edward RENDELL	100.0	72	Alex PERSSON	87.3	35	Elliot LODGE	121.7
19	43	Arnie SHELTON	99.8	13	Sam BURMAN	86.5	124	Tasia RODINK	121.7
20	84	Daniel HERMANSSON	99.4	90	Greg GREENWOOD	86.5	13	Sam BURMAN	121.3
21	124	Tasia RODINK	99.2	74	Joe THOMPSON	85.9	47	Jake ARCHER	121.3
22	13	Sam BURMAN	98.9	42	James HOBSON	85.7	90	Greg GREENWOOD	120.2
23	88	Wesley JONKER	98.9	44	Jake BAYFORD	85.2	12	Edward RENDELL	119.8
24	25	Mike BROUWERS	98.6	124	Tasia RODINK	84.9	79	Chris TAYLOR	119.8
25	74	Joe THOMPSON	97.9	69	Tom BOOTH-AMOS	84.4	88	Wesley JONKER	119.8
26	44	Jake BAYFORD	97.3	88	Wesley JONKER	84.2	64	Asher DURHAM	119.6
27	4	Louis VALLELEY	96.8	11	Joseph THOMAS	84.0	25	Mike BROUWERS	118.9
28	11	Joseph THOMAS	96.8	127	Georgina POLDEN	84.0	44	Jake BAYFORD	118.7
29	18	Paul DOBB	96.8	4	Louis VALLELEY	83.4	7	Jamie ASHBY	117.9
30	90	Greg GREENWOOD	96.8	18	Paul DOBB	82.7	69	Tom BOOTH-AMOS	117.7
31	69	Tom BOOTH-AMOS	96.6	47	Jake ARCHER	82.2	4	Louis VALLELEY	117.1
32	47	Jake ARCHER	96.4	64	Asher DURHAM	81.3	11	Joseph THOMAS	116.9
33	100	Stephen CAMPBELL	95.5	100	Stephen CAMPBELL	80.8	18	Paul DOBB	116.7
34	7	Jamie ASHBY	93.8	7	Jamie ASHBY	78.5	100	Stephen CAMPBELL	115.7

Weather / Track : Bright / Dry

Brands Hatch GP

Circuit Length = 2.4332 miles

Start: 14:55 Flag 00:00 End: 15:16

Results can be found at www.tsl-timing.com

Printed - 15:20 Sunday, 20 July 2014

MCRCB BULLETIN TK258

2014 MCE British Superbike Championship - Round 5

2014 Motul British Motostar Championship

RACE 10 - BEST SECTORS

SECTOR 1			SECTOR 2			SECTOR 3			IDEAL / BEST COMPARISON						
POS	NO	NAME	TIME	NO	NAME	TIME	NO	NAME	TIME	POS	NO	NAME	IDEAL	BEST	DIFF
1	6	TAYLOR	29.607	45	SIMPSON	42.137	28	RAY	22.543				PERFECT LAP	1:34.287	
2	45	SIMPSON	29.712	66	IRVING	42.163	66	IRVING	22.598	1	28	RAY	1:34.483	1:34.807	0.324
3	28	RAY	29.727	28	RAY	42.213	34	WEAVING	22.621	2	66	IRVING	1:34.502	1:34.770	0.268
4	66	IRVING	29.741	6	TAYLOR	42.245	6	TAYLOR	22.657	3	6	TAYLOR	1:34.509	1:34.831	0.322
5	34	WEAVING	29.777	34	WEAVING	42.295	45	SIMPSON	22.667	4	45	SIMPSON	1:34.516	1:34.737	0.221
6	61	DUBBINK	30.033	61	DUBBINK	42.474	61	DUBBINK	22.786	5	34	WEAVING	1:34.693	1:34.852	0.159
7	36	URIBE	30.195	36	URIBE	42.950	164	ALONSO	22.967	6	61	DUBBINK	1:35.293	1:35.460	0.167
8	12	RENDELL	30.264	12	RENDELL	43.114	72	PERSSON	23.058	7	36	URIBE	1:36.205	1:36.459	0.254
9	164	ALONSO	30.436	42	HOBSON	43.234	36	URIBE	23.060	8	12	RENDELL	1:36.677	1:36.896	0.219
10	86	NESBITT	30.580	43	SHELTON	43.415	43	SHELTON	23.066	9	164	ALONSO	1:37.063	1:37.102	0.039
11	142	SLOOTEN	30.582	142	SLOOTEN	43.526	65	OWENS	23.108	10	42	HOBSON	1:37.182	1:37.485	0.303
12	72	PERSSON	30.612	127	POLDEN	43.532	42	HOBSON	23.178	11	86	NESBITT	1:37.321	1:37.591	0.270
13	65	OWENS	30.678	86	NESBITT	43.541	127	POLDEN	23.185	12	43	SHELTON	1:37.346	1:37.621	0.275
14	35	LODGE	30.698	35	LODGE	43.606	86	NESBITT	23.200	13	72	PERSSON	1:37.356	1:37.633	0.277
15	42	HOBSON	30.770	164	ALONSO	43.660	35	LODGE	23.245	14	65	OWENS	1:37.456	1:37.774	0.318
16	43	SHELTON	30.865	65	OWENS	43.670	12	RENDELL	23.299	15	142	SLOOTEN	1:37.460	1:37.793	0.333
17	79	TAYLOR	30.876	72	PERSSON	43.686	142	SLOOTEN	23.352	16	35	LODGE	1:37.549	1:37.549	0.000
18	127	POLDEN	30.970	25	BROUWERS	44.006	25	BROUWERS	23.473	17	127	POLDEN	1:37.687	1:38.060	0.373
19	84	HERMANSSON	30.971	64	DURHAM	44.122	79	TAYLOR	23.707	18	25	BROUWERS	1:38.488	1:38.668	0.180
20	25	BROUWERS	31.009	79	TAYLOR	44.388	124	RODINK	23.733	19	79	TAYLOR	1:38.971	1:39.146	0.175
21	64	DURHAM	31.251	84	HERMANSSON	44.421	84	HERMANSSON	23.749	20	84	HERMANSSON	1:39.141	1:39.349	0.208
22	69	BOOTH-AMOS	31.431	69	BOOTH-AMOS	44.735	74	THOMPSON	23.751	21	64	DURHAM	1:39.458		
23	74	THOMPSON	31.549	124	RODINK	44.850	44	BAYFORD	23.923	22	69	BOOTH-AMOS	1:40.295	1:40.679	0.384
24	13	BURMAN	31.551	90	GREENWOOD	44.900	13	BURMAN	23.947	23	124	RODINK	1:40.304	1:40.354	0.050
25	11	THOMAS	31.584	13	BURMAN	44.956	47	ARCHER	23.989	24	74	THOMPSON	1:40.327	1:40.555	0.228
26	44	BAYFORD	31.666	88	JONKER	44.983	90	GREENWOOD	24.044	25	13	BURMAN	1:40.454	1:40.792	0.338
27	124	RODINK	31.721	44	BAYFORD	45.017	88	JONKER	24.049	26	44	BAYFORD	1:40.606	1:40.784	0.178
28	88	JONKER	31.834	74	THOMPSON	45.027	64	DURHAM	24.085	27	90	GREENWOOD	1:40.797	1:40.948	0.151
29	90	GREENWOOD	31.853	47	ARCHER	45.209	69	BOOTH-AMOS	24.129	28	88	JONKER	1:40.866	1:41.244	0.378
30	47	ARCHER	31.887	4	VALLELEY	45.339	11	THOMAS	24.168	29	47	ARCHER	1:41.085	1:41.136	0.051
31	18	DOBB	32.023	18	DOBB	45.383	4	VALLELEY	24.311	30	11	THOMAS	1:41.169	1:41.355	0.186
32	4	VALLELEY	32.105	11	THOMAS	45.417	18	DOBB	24.359	31	4	VALLELEY	1:41.755	1:42.084	0.329
33	100	CAMPBELL	33.126	7	ASHBY	46.613	7	ASHBY	24.915	32	18	DOBB	1:41.765	1:41.968	0.203
34	7	ASHBY	33.188	100	CAMPBELL	47.025	100	CAMPBELL	25.133	33	7	ASHBY	1:44.716	1:44.871	0.155
										34	100	CAMPBELL	1:45.284	1:45.386	0.102

Weather / Track : Bright / Dry

Brands Hatch GP

Circuit Length = 2.4332 miles

Start: 14:55 Flag 00:00 End: 15:16

Results can be found at www.tsl-timing.com

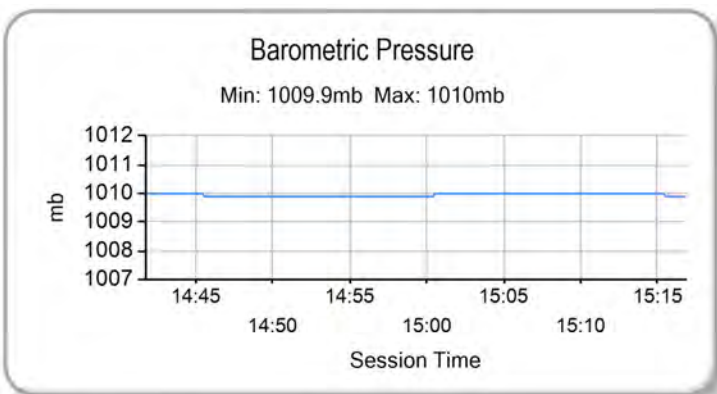
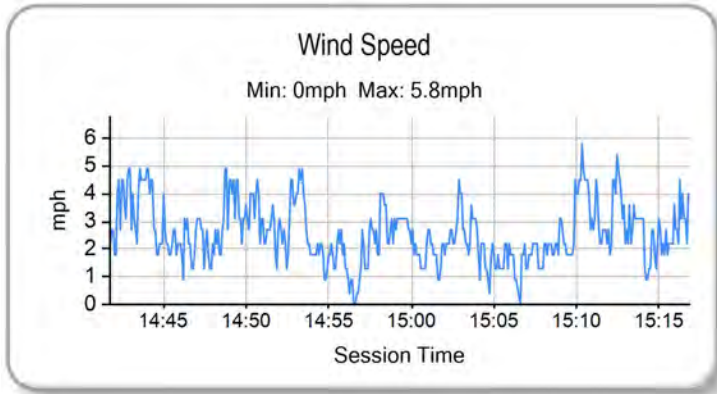
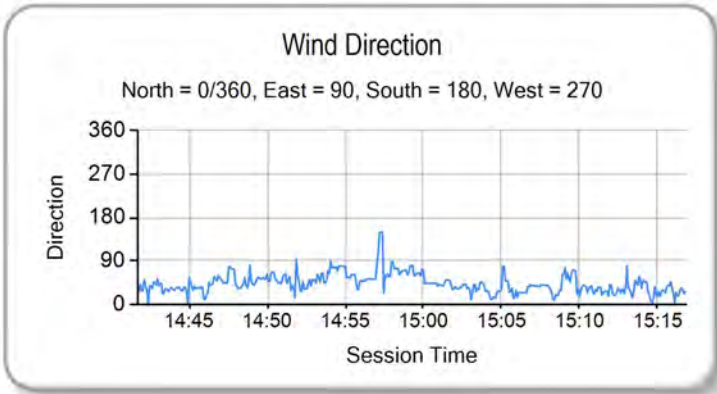
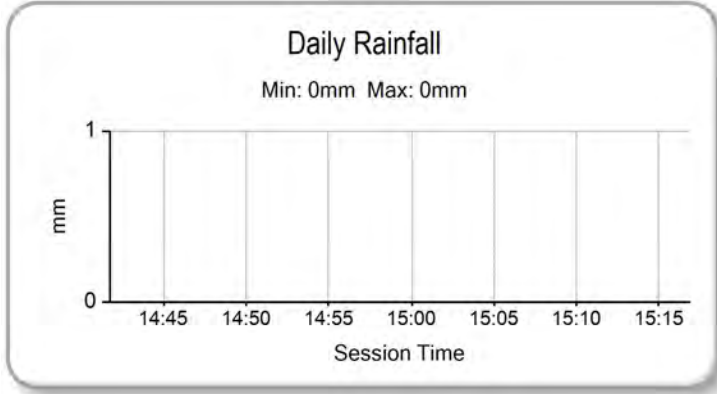
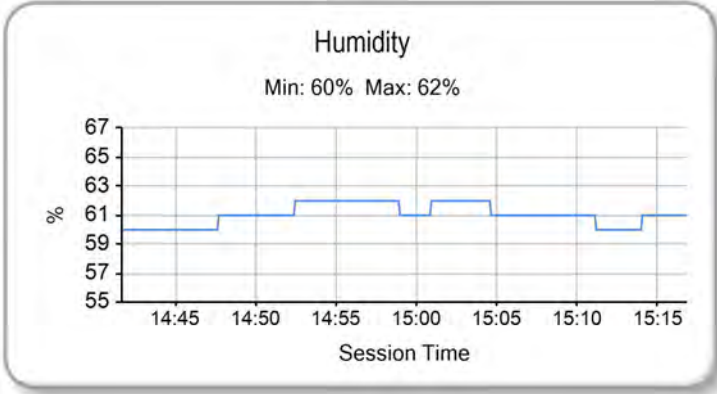
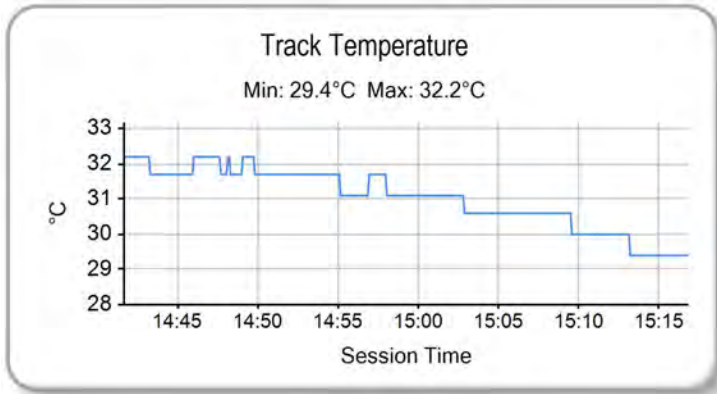
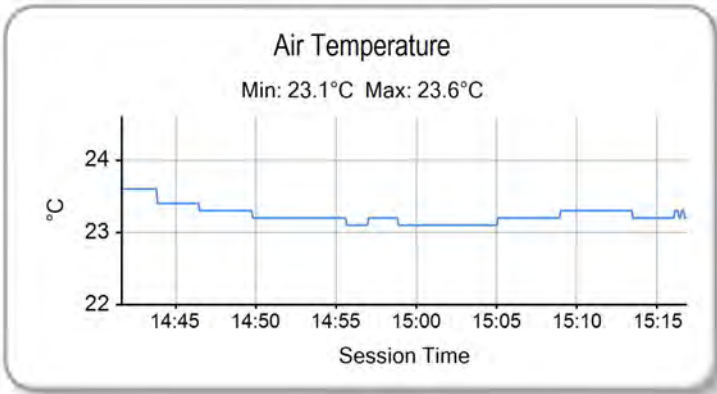
Printed - 15:21 Sunday, 20 July 2014

MCRCB BULLETIN TK259

2014 MCE British Superbike Championship - Round 5

2014 Motul British Motostar Championship

RACE 10 - WEATHER CONDITIONS



Weather / Track : Bright / Dry

Brands Hatch GP
Circuit Length = 2.4332 miles
Start: 14:55 Flag 00:00 End: 15:16

Results can be found at www.tsl-timing.com

Printed - 15:21 Sunday, 20 July 2014

