



# MOTOSTAR

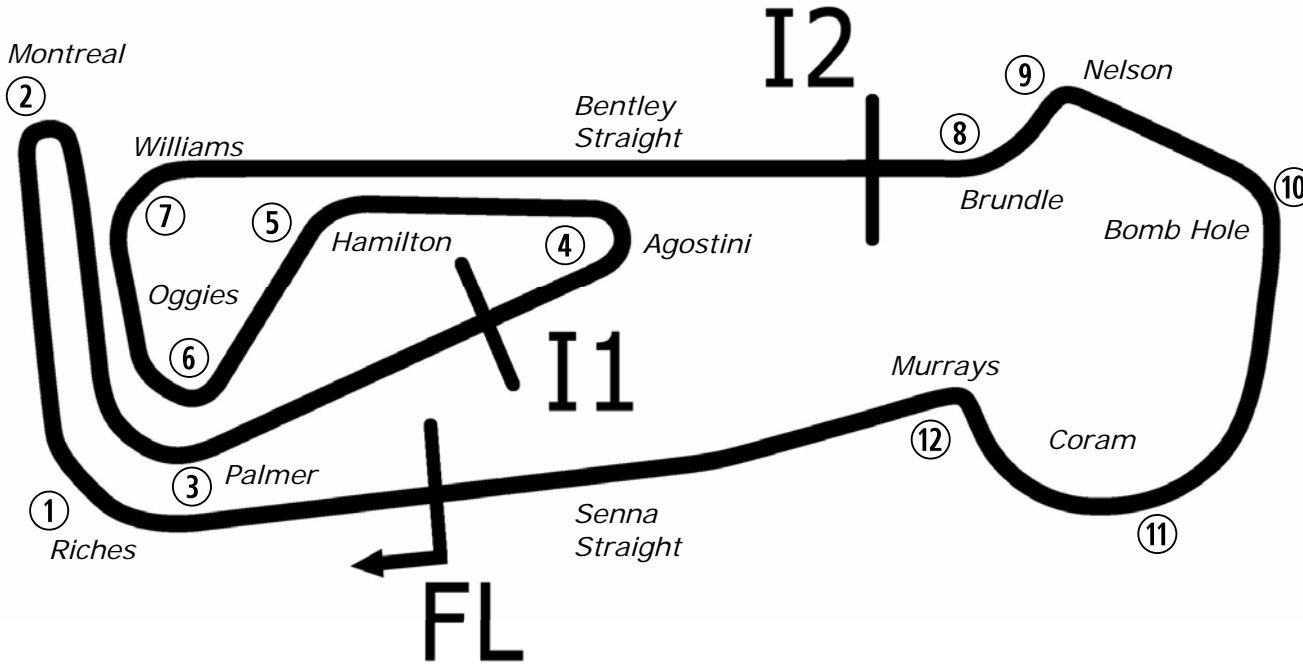
Round 3  
Snetterton 300

13th – 15th June 2014

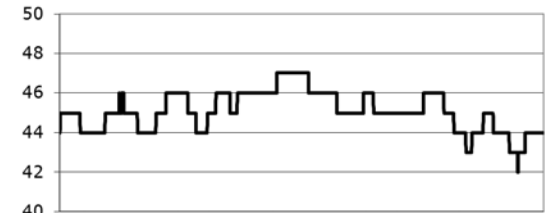


Results Provided by Timing Solutions Ltd  
[www.tsl-timing.com](http://www.tsl-timing.com)

# Snetterton 300



Circuit Altitude (m)



Length	2.9689 miles	4778.0 m	
FL		52.46340 N	0.94476 E
I1	1545m	52.46487 N	0.94466 E
I2	3198m	52.46617 N	0.94964 E
Pit Entry	4572m	52.46364 N	0.94774 E
Pit Exit	40m after FL	52.46338 N	0.94420 E
Pit Entry-Pit Exit	246m, 14.7s @60kph, 11.0s @80kph		

Lap Records		Best Sector Information					
		Sector 1	S1 Trap (mph)	Sector 2	S2 Trap (mph)	Sector 3	F/L Trap (mph)
Superbikes	1:48.023	33.690	140.4	37.804	178.0	35.910	175.6
Supersport	1:51.579	34.812	134.2	39.289	161.7	36.889	157.9
Superstock 1000	1:51.381	34.708	136.9	39.276	169.0	37.109	169.8
Superstock 600	1:54.740	35.790	133.7	40.472	157.2	37.896	151.5
Motostar	2:00.377	37.550	118.1	43.271	132.8	39.506	128.1
F1 Sidecar	1:55.837	36.052	130.3	41.323	149.4	37.969	144.9
Triumph TC	1:55.784	36.152	128.3	40.944	155.0	38.306	149.1
Ducati Cup	1:54.902	35.959	131.3	40.502	157.5	38.008	156.0



POS	NO	CL	PIC NAME	ENTRY	TIME	ON	LAPS	GAP	DIFF	MPH
1	28		1 Bradley RAY	EE125 - FAB-Racing	2:04.831	9	9			85.62
2	12		2 Edward RENDELL	Honda - Banks Racing	2:06.643	8	9	1.812	1.812	84.39
3	42	M3	1 James HOBSON	Honda - Two 4 Motorsport	2:07.107	6	6	2.276	0.464	84.08
4	35		3 Elliot LODGE	Honda - SP125 / Spike Racing	2:07.869	8	8	3.038	0.762	83.58
5	69	M3	2 Tom BOOTH-AMOS	Honda - Ellomoto / Banks Racing	2:08.860	9	9	4.029	0.991	82.94
6	17		4 James FLITCROFT	Nykos - Kinpac Racing	2:09.148	8	8	4.317	0.288	82.75
7	61	M3	3 Ernst DUBBINK	Honda - Ernst Dubbink Racing	2:09.248	7	8	4.417	0.100	82.69
8	86	M3	4 Charlie NESBITT	Repli-Cast - Repli-Cast UK	2:09.662	9	9	4.831	0.414	82.43
9	36	M3	5 Jayson URIBE	Honda - FPW Racing / RSR	2:10.107	6	8	5.276	0.445	82.14
10	64		5 Asher DURHAM	Honda - SP125Racing.com	2:10.683	8	8	5.852	0.576	81.78
11	164		6 Anthony ALONSO	Honda - SP125 / BARF Racing	2:11.130	8	8	6.299	0.447	81.50
12	43		7 Arnie SHELTON	Honda - e3 Motorsport with Shelton Racing	2:11.957	7	8	7.126	0.827	80.99
13	72		8 Alex PERSSON	Honda - PWR / Nordgren Racing	2:12.018	7	7	7.187	0.061	80.95
14	142	M3	6 Brian SLOOTEN	Honda - Bakker Frames Holland	2:12.335	8	8	7.504	0.317	80.76
15	65		9 Josh OWENS	Honda - RCD Motorsport	2:12.515	7	7	7.684	0.180	80.65
16	66	M3	7 Joe IRVING	KTM - Redline KTM	2:13.092	4	9	8.261	0.577	80.30
17	11		10 Joseph THOMAS	Honda - Moto UK Racing	2:13.404	6	6	8.573	0.312	80.11
18	13	M3	8 Sam BURMAN	Honda - WNT / Burman Racing	2:13.430	8	8	8.599	0.026	80.10
19	25	M3	9 Mike BROUWERS	Honda - Joma / Brouwers Racing Team	2:13.522	8	8	8.691	0.092	80.04
20	79	M3	10 Chris TAYLOR	Honda - Ducati Coventry	2:13.871	6	7	9.040	0.349	79.83
21	124		11 Tasia RODINK	Honda - Promemo Racing	2:15.001	8	8	10.170	1.130	79.17
22	44		12 Jake BAYFORD	Honda - Intek Adhesives by SGR Racing	2:15.542	6	7	10.711	0.541	78.85
23	127		13 Georgina POLDEN	Honda - RS Racing	2:16.512	8	8	11.681	0.970	78.29
24	88		14 Wesley JONKER	Honda - Racing Family	2:16.830	8	8	11.999	0.318	78.11
25	84		15 Daniel HERMANSSON	TSR Luyten - FPW Racing	2:17.196	9	9	12.365	0.366	77.90

QUALIFYING LAPTIME (110.0% of 2:04.831) = 2:17.314

26	90		16 Greg GREENWOOD	Luyten Honda - FPW Racing	2:17.747	9	9	12.916	0.551	77.59
27	47		17 Jake ARCHER	Honda - Jake Archer Racing	2:18.225	8	8	13.394	0.478	77.32
28	2		18 Ian RAYBON	KTM - Century 21 / Cresswell Racing	2:18.931	7	7	14.100	0.706	76.93
29	19		19 Kai JOHNSON	Nykos - Kinpac Racing	2:19.698	5	5	14.867	0.767	76.50
30	7		20 Jamie ASHBY	Honda - JPA Racing / SP125	2:24.128	7	7	19.297	4.430	74.15
31	4		21 Louis VALLELEY	KTM - Century 21 / Cresswell Racing	2:25.533	3	3	20.702	1.405	73.44
32	3		22 Alex PLATT	Honda - Century 21 / Cresswell Racing	2:29.429	2	2	24.598	3.896	71.52

Weather / Track : Sunny / Dry

These results are provisional until the conclusion of any judicial and technical matters.

Snetterton 300

Circuit Length = 2.9689 miles

Start: 09:00 Flag 09:20 End: 09:22

Race Director :	Stewards :	Timekeeper :
-----------------	------------	--------------

Results can be found at [www.britishsuperbike.com](http://www.britishsuperbike.com)

Printed - 09:23 Friday, 13 June 2014



# MCRCB BULLETIN TK002

## 2014 MCE British Superbike Championship - Round 3

### 2014 Motul British Motostar Championship

#### FREE PRACTICE 1 - SECTOR ANALYSIS

SECTOR 1 = FL to I1, SECTOR 2 = I1 to I2, SECTOR 3 = I2 to FL, DIFF = Difference To Personal Best Lap

P1 28		Bradley RAY		EE125 - FAB-Racing								
LAP		SECTOR 1	SECTOR 2	SECTOR 3	LAP TIME	MPH	DIFF	TIME OF DAY				
1 -	OUTLAP	100.1	46.916	130.3	43.810	121.3	2:18.367	77.24	13.536	09:02:28.301		
2 -		39.914	113.1	44.897	130.5	42.379	121.1	2:07.190	84.03	2.359	09:04:35.491	
3 -		42.196	97.6	48.285	107.5	IN PIT		4:01.579	<b>P</b>	44.24	1:56.748	09:08:37.070
4 -	OUTLAP	112.9	45.224	129.3	42.282	120.6	2:11.890	81.03	7.059		09:10:48.960	
5 -		39.411	114.5	44.857	129.5	41.666	120.4	2:05.934	84.87	1.103	09:12:54.894	
6 -		39.203	114.1	<b>44.482</b>	129.3	41.834	121.3	2:05.519	<b>(2)</b>	85.15	0.688	09:15:00.413
7 -		40.575	110.9	44.927	<b>130.8</b>	42.505	122.2	2:08.007	83.49	3.176	09:17:08.420	
8 -		39.345	113.9	44.547	129.8	41.867	<b>122.9</b>	2:05.759	<b>(3)</b>	84.98	0.928	09:19:14.179
9 -		<b>38.970</b>	<b>114.7</b>	44.502	129.8	<b>41.359</b>	121.1	<b>2:04.831</b>	<b>(1)</b>	<b>85.62</b>		<b>09:21:19.010</b>

P2 12		Edward RENDELL		Honda - Banks Racing								
LAP		SECTOR 1	SECTOR 2	SECTOR 3	LAP TIME	MPH	DIFF	TIME OF DAY				
1 -	OUTLAP	88.8	50.640	101.8	48.549	101.0	2:34.095	69.36	27.452	09:02:44.980		
2 -		44.153	96.1	49.156	104.5	45.197	101.9	2:18.506	77.16	11.863	09:05:03.486	
3 -		42.212	103.7	47.045	118.1	43.387	113.9	2:12.644	80.57	6.001	09:07:16.130	
4 -		40.467	107.2	46.357	120.6	42.622	<b>114.7</b>	2:09.446	82.56	2.803	09:09:25.576	
5 -		40.241	<b>110.9</b>	45.645	120.9	43.608	114.5	2:09.494	82.53	2.851	09:11:35.070	
6 -		40.195	109.4	45.469	<b>122.2</b>	42.718	114.5	2:08.382	83.25	1.739	09:13:43.452	
7 -		40.368	109.2	45.555	120.4	42.065	114.1	2:07.988	<b>(3)</b>	83.50	1.345	09:15:51.440
8 -		39.702	108.9	<b>44.983</b>	121.3	<b>41.958</b>	114.1	<b>2:06.643</b>	<b>(1)</b>	<b>84.39</b>		<b>09:17:58.083</b>
9 -		<b>39.499</b>	108.9	45.066	121.7	42.141	113.5	2:06.706	<b>(2)</b>	84.35	0.063	09:20:04.789

P3 42 M3		James HOBSON		Honda - Two 4 Motorsport								
LAP		SECTOR 1	SECTOR 2	SECTOR 3	LAP TIME	MPH	DIFF	TIME OF DAY				
1 -	OUTLAP	97.2	46.836	<b>131.3</b>	43.009	121.5	2:24.155	74.14	17.048	09:10:08.797		
2 -		40.933	102.7	46.856	127.8	43.821	122.6	2:11.610	81.21	4.503	09:12:20.407	
3 -		41.432	103.8	46.181	130.5	42.955	122.0	2:10.568	<b>(3)</b>	81.85	3.461	09:14:30.975
4 -		40.341	106.5	46.262	129.5	42.918	122.2	2:09.521	<b>(2)</b>	82.52	2.414	09:16:40.496
5 -		40.915	104.0	46.832	130.8	42.988	122.2	2:10.735	81.75	3.628	09:18:51.231	
6 -		<b>39.815</b>	<b>108.7</b>	<b>45.202</b>	131.0	<b>42.090</b>	<b>122.9</b>	<b>2:07.107</b>	<b>(1)</b>	<b>84.08</b>		<b>09:20:58.338</b>

P4 35		Elliot LODGE		Honda - SP125 / Spike Racing								
LAP		SECTOR 1	SECTOR 2	SECTOR 3	LAP TIME	MPH	DIFF	TIME OF DAY				
1 -	OUTLAP	85.0	55.718	95.7	52.220	98.6	2:45.722	64.49	37.853	09:03:20.891		
2 -		46.655	91.4	52.374	104.5	49.075	102.4	2:28.104	72.16	20.235	09:05:48.995	
3 -		44.514	97.8	50.605	110.0	46.630	110.3	2:21.749	75.40	13.880	09:08:10.744	
4 -		42.775	102.1	47.933	116.3	45.193	114.1	2:15.901	<b>(3)</b>	78.64	8.032	09:10:26.645
5 -		41.125	107.2	46.598	119.6	IN PIT		4:16.868	<b>P</b>	41.60	2:08.999	09:14:43.513
6 -	OUTLAP	103.4	48.178	<b>122.0</b>	44.052	113.9	2:19.419	76.66	11.550		09:17:02.932	
7 -		40.909	<b>107.5</b>	46.724	119.6	43.306	113.5	2:10.939	<b>(2)</b>	81.62	3.070	09:19:13.871
8 -		<b>40.096</b>	107.0	<b>45.355</b>	120.6	<b>42.418</b>	<b>115.5</b>	<b>2:07.869</b>	<b>(1)</b>	<b>83.58</b>		<b>09:21:21.740</b>

P5 69 M3		Tom BOOTH-AMOS		Honda - Ellomoto / Banks Racing								
LAP		SECTOR 1	SECTOR 2	SECTOR 3	LAP TIME	MPH	DIFF	TIME OF DAY				
1 -	OUTLAP	86.1	49.344	117.7	46.923	<b>119.4</b>	2:27.722	72.35	18.862	09:02:37.043		
2 -		44.221	106.0	48.211	123.5	45.632	112.5	2:18.064	77.41	9.204	09:04:55.107	
3 -		44.172	105.8	48.268	108.9	45.343	110.3	2:17.783	77.57	8.923	09:07:12.890	
4 -		43.889	96.1	46.585	118.3	43.693	118.5	2:14.167	79.66	5.307	09:09:27.057	
5 -		41.526	103.8	46.106	124.2	43.978	117.9	2:11.610	81.21	2.750	09:11:38.667	
6 -		41.921	105.1	46.022	124.2	43.249	117.1	2:11.192	81.46	2.332	09:13:49.859	
7 -		41.356	<b>108.5</b>	45.923	124.7	43.333	118.3	2:10.612	<b>(3)</b>	81.83	1.752	09:16:00.471
8 -		41.189	108.0	46.007	123.5	43.148	118.5	2:10.344	<b>(2)</b>	81.99	1.484	09:18:10.815
9 -		<b>40.693</b>	107.3	<b>45.411</b>	<b>126.6</b>	<b>42.756</b>	117.9	<b>2:08.860</b>	<b>(1)</b>	<b>82.94</b>		<b>09:20:19.675</b>

P6 17		James FLITCROFT		Nykos - Kinpac Racing							
LAP		SECTOR 1	SECTOR 2	SECTOR 3	LAP TIME	MPH	DIFF	TIME OF DAY			
1 -	OUTLAP	99.8	51.403	96.4	IN PIT		3:30.683	<b>P</b>	50.73	1:21.535	09:03:42.678

Weather / Track : Sunny / Dry

Snetterton 300  
Circuit Length = 2.9689 miles  
Start: 09:00 Flag 09:20 End: 09:22

**MCRCB BULLETIN TK002**

**2014 MCE British Superbike Championship - Round 3**

**2014 Motul British Motostar Championship**

**FREE PRACTICE 1 - SECTOR ANALYSIS**

SECTOR 1 = FL to I1, SECTOR 2 = I1 to I2, SECTOR 3 = I2 to FL, DIFF = Difference To Personal Best Lap

2 -	OUTLAP	106.5	48.277	120.4	45.462	118.7	2:21.211	75.68	12.063	09:06:03.889	
3 -	42.947	109.6	48.146	<b>125.9</b>	IN PIT		3:08.644	<b>P</b>	56.65	59.496	09:09:12.533
4 -	OUTLAP	107.0	47.548	124.9	44.073	118.1	2:17.074	77.97	7.926	09:11:29.607	
5 -	43.006	103.7	46.900	124.5	43.856	<b>119.1</b>	2:13.762	79.90	4.614	09:13:43.369	
6 -	41.128	107.5	47.169	124.9	43.310	117.7	2:11.607	<b>(2)</b>	81.21	2.459	09:15:54.976
7 -	42.470	108.2	46.485	124.9	43.057	118.7	2:12.012	<b>(3)</b>	80.96	2.864	09:18:06.988
8 -	<b>40.361</b>	<b>112.0</b>	<b>46.050</b>	124.9	<b>42.737</b>	<b>119.1</b>	<b>2:09.148</b>	<b>(1)</b>	<b>82.75</b>		<b>09:20:16.136</b>

<b>P7</b>	<b>61 M3</b>	<b>Ernst DUBBINK</b>				Honda - Ernst Dubbink Racing						
LAP		SECTOR 1		SECTOR 2		SECTOR 3		LAP TIME	MPH	DIFF	TIME OF DAY	
1 -								2:19.648	76.53	10.400	09:05:16.942	
2 -								2:18.936	76.92	9.688	09:07:35.878	
3 -								2:14.617	79.39	5.369	09:09:50.495	
4 -								2:12.700	80.54	3.452	09:12:03.195	
5 -								2:10.977	<b>(3)</b>	81.60	1.729	09:14:14.172
6 -								2:12.182	80.85	2.934	09:16:26.354	
7 -								<b>2:09.248</b>	<b>(1)</b>	<b>82.69</b>	<b>09:18:35.602</b>	
8 -								2:10.315	<b>(2)</b>	82.01	1.067	09:20:45.917

<b>P8</b>	<b>86 M3</b>	<b>Charlie NESBITT</b>				Repli-Cast - Repli-Cast UK					
LAP		SECTOR 1		SECTOR 2		SECTOR 3		LAP TIME	MPH	DIFF	TIME OF DAY
1 -	OUTLAP	80.9	55.684	77.4	51.545	90.9	2:43.618	65.32	33.956	09:02:49.952	
2 -	45.933	93.0	51.084	92.9	47.336	105.3	2:24.353	74.04	14.691	09:05:14.305	
3 -	44.222	98.5	49.251	98.5	46.018	110.5	2:19.491	76.62	9.829	09:07:33.796	
4 -	43.330	97.8	47.518	117.1	44.778	114.1	2:15.626	78.80	5.964	09:09:49.422	
5 -	42.057	104.0	46.948	122.9	44.222	117.3	2:13.227	80.22	3.565	09:12:02.649	
6 -	41.435	103.4	46.131	124.7	43.262	117.3	2:10.828	<b>(2)</b>	81.69	1.166	09:14:13.477
7 -	41.183	100.7	46.966	125.2	43.741	116.1	2:11.890	81.03	2.228	09:16:25.367	
8 -	42.361	102.2	45.857	125.6	<b>42.647</b>	117.5	2:10.865	<b>(3)</b>	81.67	1.203	09:18:36.232
9 -	<b>40.301</b>	<b>107.5</b>	<b>45.496</b>	<b>125.9</b>	43.865	<b>119.6</b>	<b>2:09.662</b>	<b>(1)</b>	<b>82.43</b>		<b>09:20:45.894</b>

<b>P9</b>	<b>36 M3</b>	<b>Jayson URIBE</b>				Honda - FPW Racing / RSR					
LAP		SECTOR 1		SECTOR 2		SECTOR 3		LAP TIME	MPH	DIFF	TIME OF DAY
1 -	OUTLAP	77.1	53.426	99.7	50.348	116.7	2:41.583	66.14	31.476	09:04:13.289	
2 -	44.241	102.1	48.377	120.2	45.248	117.1	2:17.866	77.52	7.759	09:06:31.155	
3 -	42.443	107.5	47.182	119.1	45.741	116.9	2:15.366	78.95	5.259	09:08:46.521	
4 -	41.733	108.2	46.411	123.3	44.071	<b>118.3</b>	2:12.215	<b>(3)</b>	80.83	2.108	09:10:58.736
5 -	41.624	109.1	46.648	120.9	43.604	117.1	2:11.876	<b>(2)</b>	81.04	1.769	09:13:10.612
6 -	<b>40.952</b>	<b>110.0</b>	45.755	122.9	<b>43.400</b>	117.3	<b>2:10.107</b>	<b>(1)</b>	<b>82.14</b>		<b>09:15:20.719</b>
7 -	41.094	108.9	<b>45.506</b>	123.5	IN PIT		3:12.732	<b>P</b>	55.45	1:02.625	09:18:33.451
8 -	OUTLAP	109.6	45.665	<b>124.5</b>	43.610	117.5	2:15.129	79.09	5.022	09:20:48.580	

<b>P10</b>	<b>64</b>	<b>Asher DURHAM</b>				Honda - SP125Racing.com					
LAP		SECTOR 1		SECTOR 2		SECTOR 3		LAP TIME	MPH	DIFF	TIME OF DAY
1 -	OUTLAP	94.2	49.924	114.5	46.325	114.5	2:29.917	71.29	19.234	09:03:12.894	
2 -	43.392	102.9	48.042	122.2	44.264	116.3	2:15.698	78.76	5.015	09:05:28.592	
3 -	44.639	100.3	48.615	119.8	IN PIT		3:47.035	<b>P</b>	47.07	1:36.352	09:09:15.627
4 -	OUTLAP	102.4	48.510	120.4	44.416	<b>116.7</b>	2:20.144	76.26	9.461	09:11:35.771	
5 -	42.100	104.0	47.452	122.0	43.892	114.9	2:13.444	80.09	2.761	09:13:49.215	
6 -	41.909	103.0	46.943	<b>123.3</b>	43.410	116.5	2:12.262	<b>(3)</b>	80.80	1.579	09:16:01.477
7 -	<b>41.036</b>	<b>107.7</b>	46.513	123.1	43.375	115.9	2:10.924	<b>(2)</b>	81.63	0.241	09:18:12.401
8 -	41.261	<b>107.7</b>	<b>46.380</b>	<b>123.3</b>	<b>43.042</b>	116.3	<b>2:10.683</b>	<b>(1)</b>	<b>81.78</b>		<b>09:20:23.084</b>

<b>P11</b>	<b>164</b>	<b>Anthony ALONSO</b>				Honda - SP125 / BARF Racing					
LAP		SECTOR 1		SECTOR 2		SECTOR 3		LAP TIME	MPH	DIFF	TIME OF DAY
1 -	OUTLAP	74.2	1:03.108	86.3	59.050	86.7	3:07.608	56.97	56.478	09:03:46.994	
2 -	49.910	85.5	54.439	98.8	50.795	100.4	2:35.144	68.89	24.014	09:06:22.138	
3 -	46.634	91.6	51.229	107.0	49.307	103.8	2:27.170	72.62	16.040	09:08:49.308	
4 -	44.631	101.0	50.128	112.4	47.458	109.4	2:22.217	75.15	11.087	09:11:11.525	
5 -	44.052	103.2	48.659	114.7	46.711	108.0	2:19.422	76.65	8.292	09:13:30.947	

Weather / Track : Sunny / Dry

Snetterton 300  
Circuit Length = 2.9689 miles  
Start: 09:00 Flag 09:20 End: 09:22

# MCRCB BULLETIN TK002

## 2014 MCE British Superbike Championship - Round 3

### 2014 Motul British Motostar Championship

#### FREE PRACTICE 1 - SECTOR ANALYSIS

SECTOR 1 = FL to I1, SECTOR 2 = I1 to I2, SECTOR 3 = I2 to FL, DIFF = Difference To Personal Best Lap

6 -	43.150	104.5	48.292	117.7	44.648	111.6	2:16.090 (3)	78.53	4.960	09:15:47.037
7 -	41.878	105.0	47.386	116.9	<b>43.240</b>	112.4	2:12.504 (2)	80.66	1.374	09:17:59.541
8 -	<b>41.083</b>	<b>107.0</b>	<b>46.715</b>	<b>118.5</b>	43.332	<b>112.5</b>	<b>2:11.130 (1)</b>	<b>81.50</b>		<b>09:20:10.671</b>

P12 43		Arnie SHELTON		Honda - e3 Motorsport with Shelton Racing							
LAP	SECTOR 1		SECTOR 2		SECTOR 3		LAP TIME	MPH	DIFF	TIME OF DAY	
1 -	OUTLAP	96.6	52.535	116.5	47.282	116.1	2:44.864	64.82	32.907	09:05:47.062	
2 -	43.834	106.0	49.247	123.5	45.321	116.5	2:18.402	77.22	6.445	09:08:05.464	
3 -	42.556	108.9	48.255	124.2	44.648	116.3	2:15.459	78.90	3.502	09:10:20.923	
4 -	42.016	106.6	48.062	120.4	44.630	118.5	2:14.708	79.34	2.751	09:12:35.631	
5 -	43.278	110.1	48.151	123.3	43.856	116.1	2:15.285	79.00	3.328	09:14:50.916	
6 -	42.463	107.0	47.409	125.2	44.343	118.3	2:14.215 (3)	79.63	2.258	09:17:05.131	
7 -	<b>41.470</b>	108.7	<b>46.961</b>	<b>126.3</b>	<b>43.526</b>	<b>119.1</b>	<b>2:11.957 (1)</b>	<b>80.99</b>		<b>09:19:17.088</b>	
8 -	42.345	<b>110.9</b>	47.269	124.5	43.695	116.1	2:13.309 (2)	80.17	1.352	09:21:30.397	

P13 72		Alex PERSSON		Honda - PWR / Nordgren Racing							
LAP	SECTOR 1		SECTOR 2		SECTOR 3		LAP TIME	MPH	DIFF	TIME OF DAY	
1 -	56.854	74.9	1:02.484	75.4	56.620	81.9	2:55.958	60.74	43.940	09:06:12.510	
2 -	54.411	77.1	1:00.272	82.8	55.789	82.0	2:50.472	62.69	38.454	09:09:02.982	
3 -	50.966	84.0	1:00.203	61.5	50.553	109.1	2:41.722	66.08	29.704	09:11:44.704	
4 -	44.315	99.5	49.066	100.4	46.103	<b>116.7</b>	2:19.484	76.62	7.466	09:14:04.188	
5 -	43.020	102.6	48.155	109.6	44.955	114.5	2:16.130 (3)	78.51	4.112	09:16:20.318	
6 -	41.839	105.3	47.029	118.3	44.514	114.3	2:13.382 (2)	80.13	1.364	09:18:33.700	
7 -	<b>41.082</b>	<b>106.6</b>	<b>46.466</b>	<b>118.7</b>	<b>44.470</b>	113.5	<b>2:12.018 (1)</b>	<b>80.95</b>		<b>09:20:45.718</b>	

P14 142 M3		Brian SLOOTEN		Honda - Bakker Frames Holland							
LAP	SECTOR 1		SECTOR 2		SECTOR 3		LAP TIME	MPH	DIFF	TIME OF DAY	
1 -	44.161	105.5	47.946	122.9	46.466	118.1	2:18.573	77.12	6.238	09:04:50.522	
2 -	43.615	107.0	47.713	124.5	45.987	118.9	2:17.315	77.83	4.980	09:07:07.837	
3 -	42.930	106.3	46.735	125.9	45.778	118.7	2:15.443	78.91	3.108	09:09:23.280	
4 -	42.378	107.0	47.946	125.4	45.152	120.4	2:15.476	78.89	3.141	09:11:38.756	
5 -	42.511	105.6	46.445	121.3	45.033	120.6	2:13.989	79.76	1.654	09:13:52.745	
6 -	41.675	106.5	46.574	<b>126.6</b>	<b>44.230</b>	118.9	2:12.479 (2)	80.67	0.144	09:16:05.224	
7 -	41.869	106.5	46.495	123.8	44.466	<b>121.3</b>	2:12.830 (3)	80.46	0.495	09:18:18.054	
8 -	<b>41.556</b>	<b>107.3</b>	<b>46.426</b>	125.9	44.353	119.1	<b>2:12.335 (1)</b>	<b>80.76</b>		<b>09:20:30.389</b>	

P15 65		Josh OWENS		Honda - RCD Motorsport							
LAP	SECTOR 1		SECTOR 2		SECTOR 3		LAP TIME	MPH	DIFF	TIME OF DAY	
1 -	OUTLAP	99.2	50.787	119.6	50.641	113.5	2:34.504	69.17	21.989	09:03:44.244	
2 -	43.720	107.7	48.148	112.2	46.743	<b>116.5</b>	2:18.611	77.10	6.096	09:06:02.855	
3 -	43.464	107.5	48.885	123.3	45.936	113.9	2:18.285 (3)	77.29	5.770	09:08:21.140	
4 -	43.049	107.5	47.924	118.7	IN PIT		6:08.930 P	28.97	3:56.415	09:14:30.070	
5 -	OUTLAP	107.8	47.697	122.0	45.203	115.5	2:24.694	73.86	12.179	09:16:54.764	
6 -	42.332	<b>108.7</b>	47.199	122.6	44.568	114.7	2:14.099 (2)	79.70	1.584	09:19:08.863	
7 -	<b>42.248</b>	106.1	<b>46.816</b>	<b>125.2</b>	<b>43.451</b>	115.7	<b>2:12.515 (1)</b>	<b>80.65</b>		<b>09:21:21.378</b>	

P16 66 M3		Joe IRVING		KTM - Redline KTM							
LAP	SECTOR 1		SECTOR 2		SECTOR 3		LAP TIME	MPH	DIFF	TIME OF DAY	
1 -	OUTLAP	103.2	50.205	105.3	46.351	110.0	2:27.827	72.30	14.735	09:02:37.112	
2 -	44.290	104.0	49.543	109.6	45.364	106.6	2:19.197	76.78	6.105	09:04:56.309	
3 -	43.796	101.5	<b>47.633</b>	109.2	45.068	109.4	2:16.497	78.30	3.405	09:07:12.806	
4 -	<b>41.884</b>	105.5	47.786	110.7	<b>43.422</b>	<b>111.4</b>	<b>2:13.092 (1)</b>	<b>80.30</b>		<b>09:09:25.898</b>	
5 -	42.222	105.3	47.880	<b>114.1</b>	44.396	<b>111.4</b>	2:14.498 (2)	79.46	1.406	09:11:40.396	
6 -	42.813	<b>107.2</b>	47.935	112.4	IN PIT		3:43.538 P	47.81	1:30.446	09:15:23.934	
7 -	OUTLAP	102.7	48.185	112.5	44.376	109.2	2:20.196	76.23	7.104	09:17:44.130	
8 -	42.826	103.0	48.511	110.3	43.885	109.6	2:15.222 (3)	79.04	2.130	09:19:59.352	
9 -	42.566	104.0	48.562	110.3	44.845	107.3	2:15.973	78.60	2.881	09:22:15.325	

Weather / Track : Sunny / Dry

Snetterton 300

Circuit Length = 2.9689 miles

Start: 09:00 Flag 09:20 End: 09:22

**MCRCB BULLETIN TK002**

**2014 MCE British Superbike Championship - Round 3**

**2014 Motul British Motostar Championship**

**FREE PRACTICE 1 - SECTOR ANALYSIS**

SECTOR 1 = FL to I1, SECTOR 2 = I1 to I2, SECTOR 3 = I2 to FL, DIFF = Difference To Personal Best Lap

<b>P17 11</b>		<b>Joseph THOMAS</b>		Honda - Moto UK Racing					
LAP	SECTOR 1		SECTOR 2		SECTOR 3	LAP TIME	MPH	DIFF	TIME OF DAY
1 -						2:19.131	76.82	5.727	09:09:21.521
2 -						2:15.669	78.78	2.265	09:11:37.190
3 -						2:15.638	78.79	2.234	09:13:52.828
4 -						2:14.549 (2)	79.43	1.145	09:16:07.377
5 -						2:14.969 (3)	79.18	1.565	09:18:22.346
6 -						<b>2:13.404 (1)</b>	<b>80.11</b>		<b>09:20:35.750</b>

<b>P18 13 M3</b>		<b>Sam BURMAN</b>		Honda - WNT / Burman Racing						
LAP	SECTOR 1		SECTOR 2		SECTOR 3	LAP TIME	MPH	DIFF	TIME OF DAY	
1 -	45.638	107.5	48.856	122.0	46.710	118.1	2:21.204	75.69	7.774	09:05:06.725
2 -	43.675	110.7	48.423	124.2	46.116	119.1	2:18.214	77.32	4.784	09:07:24.939
3 -	43.257	109.4	47.885	124.0	45.710	119.1	2:16.852	78.09	3.422	09:09:41.791
4 -	42.920	111.1	47.453	126.1	44.827	119.6	2:15.200	79.05	1.770	09:11:56.991
5 -	42.313	110.1	47.417	125.9	44.993	119.4	2:14.723 (3)	79.33	1.293	09:14:11.714
6 -	42.606	107.0	47.617	125.6	45.576	<b>120.0</b>	2:15.799	78.70	2.369	09:16:27.513
7 -	42.075	110.7	<b>46.831</b>	<b>126.6</b>	44.654	119.6	2:13.560 (2)	80.02	0.130	09:18:41.073
8 -	<b>41.692</b>	<b>111.8</b>	47.094	126.3	<b>44.644</b>	119.6	<b>2:13.430 (1)</b>	<b>80.10</b>		<b>09:20:54.503</b>

<b>P19 25 M3</b>		<b>Mike BROUWERS</b>		Honda - Joma / Brouwers Racing Team						
LAP	SECTOR 1		SECTOR 2		SECTOR 3	LAP TIME	MPH	DIFF	TIME OF DAY	
1 -	OUTLAP	96.2	51.900	119.8	49.272	111.4	2:36.850	68.14	23.328	09:03:17.542
2 -	44.882	104.5	49.037	119.4	46.406	112.4	2:20.325	76.16	6.803	09:05:37.867
3 -	45.240	100.0	49.135	119.6	44.961	112.5	2:19.336	76.70	5.814	09:07:57.203
4 -	43.818	105.6	47.899	<b>122.0</b>	46.063	112.4	2:17.780	77.57	4.258	09:10:14.983
5 -	44.837	101.6	49.044	121.1	46.027	<b>116.1</b>	2:19.908	76.39	6.386	09:12:34.891
6 -	43.917	<b>107.2</b>	48.719	121.3	44.106	113.3	2:16.742 (3)	78.16	3.220	09:14:51.633
7 -	42.377	104.6	<b>47.388</b>	121.3	44.104	114.9	2:13.869 (2)	79.83	0.347	09:17:05.502
8 -	42.562	106.5	47.398	120.6	<b>43.562</b>	113.5	<b>2:13.522 (1)</b>	<b>80.04</b>		<b>09:19:19.024</b>

<b>P20 79 M3</b>		<b>Chris TAYLOR</b>		Honda - Ducati Coventry						
LAP	SECTOR 1		SECTOR 2		SECTOR 3	LAP TIME	MPH	DIFF	TIME OF DAY	
1 -	OUTLAP	68.7	54.449	94.2	50.785	116.5	2:40.949	66.40	27.078	09:04:13.444
2 -	44.970	92.0	50.221	108.7	48.468	112.9	2:23.659	74.39	9.788	09:06:37.103
3 -	43.617	91.0	49.021	108.5	IN PIT		6:01.576 P	29.55	3:47.705	09:12:38.679
4 -	OUTLAP	90.6	49.476	113.5	45.671	116.9	2:24.813	73.80	10.942	09:15:03.492
5 -	42.843	98.8	47.846	119.6	44.546	117.1	2:15.235 (3)	79.03	1.364	09:17:18.727
6 -	42.404	100.7	47.370	122.2	<b>44.097</b>	<b>117.5</b>	<b>2:13.871 (1)</b>	<b>79.83</b>		<b>09:19:32.598</b>
7 -	<b>42.137</b>	<b>101.0</b>	<b>47.171</b>	<b>123.3</b>	44.595	<b>117.5</b>	2:13.903 (2)	79.81	0.032	09:21:46.501

<b>P21 124</b>		<b>Tasia RODINK</b>		Honda - Promemo Racing						
LAP	SECTOR 1		SECTOR 2		SECTOR 3	LAP TIME	MPH	DIFF	TIME OF DAY	
1 -	OUTLAP	78.0	54.119	95.7	50.609	116.9	2:40.784	66.47	25.783	09:02:52.451
2 -	45.278	87.9	49.348	102.9	48.197	119.8	2:22.823	74.83	7.822	09:05:15.274
3 -	45.879	93.3	50.473	106.6	46.988	<b>121.5</b>	2:23.340	74.56	8.339	09:07:38.614
4 -	44.402	102.9	48.183	119.1	46.810	115.1	2:19.395 (3)	76.67	4.394	09:09:58.009
5 -	43.338	105.1	47.396	117.7	45.507	116.9	2:16.241 (2)	78.44	1.240	09:12:14.250
6 -	<b>42.870</b>	<b>106.5</b>	<b>47.197</b>	<b>123.8</b>	IN PIT		4:17.486 P	41.50	2:02.485	09:16:31.736
7 -	OUTLAP	101.8	48.563	123.5	45.316	117.9	2:23.620	74.41	8.619	09:18:55.356
8 -	42.937	105.3	47.280	<b>123.8</b>	<b>44.784</b>	116.7	<b>2:15.001 (1)</b>	<b>79.17</b>		<b>09:21:10.357</b>

<b>P22 44</b>		<b>Jake BAYFORD</b>		Honda - Intek Adhesives by SGR Racing						
LAP	SECTOR 1		SECTOR 2		SECTOR 3	LAP TIME	MPH	DIFF	TIME OF DAY	
1 -	OUTLAP	91.3	50.798	119.1	47.593	112.0	2:33.663	69.55	18.121	09:03:21.525
2 -	45.651	98.2	49.213	118.9	IN PIT		4:17.214 P	41.55	2:01.672	09:07:38.739
3 -	OUTLAP	94.7	49.521	118.7	45.841	112.7	2:30.181	71.16	14.639	09:10:08.920
4 -	<b>42.758</b>	98.8	49.420	116.3	IN PIT		4:25.688 P	40.22	2:10.146	09:14:34.608
5 -	OUTLAP	102.4	48.602	117.9	45.578	112.7	2:26.612	72.90	11.070	09:17:01.220

Snetterton 300  
 Circuit Length = 2.9689 miles  
 Start: 09:00 Flag 09:20 End: 09:22

Weather / Track : Sunny / Dry

# MCRCB BULLETIN TK002

## 2014 MCE British Superbike Championship - Round 3

### 2014 Motul British Motostar Championship

#### FREE PRACTICE 1 - SECTOR ANALYSIS

SECTOR 1 = FL to I1, SECTOR 2 = I1 to I2, SECTOR 3 = I2 to FL, DIFF = Difference To Personal Best Lap

6 -	43.150	<b>103.7</b>	<b>47.347</b>	120.6	45.045	<b>114.7</b>	<b>2:15.542 (1)</b>	<b>78.85</b>			<b>09:19:16.762</b>
7 -	43.663	98.9	47.980	<b>121.1</b>	<b>44.863</b>	113.1	2:16.506 (2)	78.29	0.964		09:21:33.268

P23 127		Georgina POLDEN					Honda - RS Racing				
LAP	SECTOR 1	SECTOR 2		SECTOR 3		LAP TIME	MPH	DIFF	TIME OF DAY		
1 -	OUTLAP	79.1	54.319	104.5	49.494	118.5	2:43.044	65.55	26.532	09:02:51.129	
2 -	45.489	87.3	50.359	104.0	48.132	120.2	2:23.980	74.23	7.468	09:05:15.109	
3 -	45.531	94.5	49.703	92.4	47.575	<b>121.1</b>	2:22.809	74.84	6.297	09:07:37.918	
4 -	43.935	100.7	49.092	113.3	IN PIT		3:08.468	<b>P</b> 56.71	51.956	09:10:46.386	
5 -	OUTLAP	100.4	48.500	116.7	46.022	120.0	2:29.359	71.55	12.847	09:13:15.745	
6 -	42.592	96.0	<b>48.213</b>	115.1	45.828	118.7	2:16.633 (2)	78.22	0.121	09:15:32.378	
7 -	42.469	<b>105.3</b>	49.144	<b>119.4</b>	45.834	118.9	2:17.447 (3)	77.76	0.935	09:17:49.825	
8 -	<b>42.275</b>	97.3	48.520	112.0	<b>45.717</b>	119.8	<b>2:16.512 (1)</b>	<b>78.29</b>		<b>09:20:06.337</b>	

P24 88		Wesley JONKER					Honda - Racing Family				
LAP	SECTOR 1	SECTOR 2		SECTOR 3		LAP TIME	MPH	DIFF	TIME OF DAY		
1 -	OUTLAP	81.3	54.925	101.2	53.526	113.9	2:49.430	63.08	32.600	09:02:55.124	
2 -	49.275	99.2	50.306	106.1	51.514	105.3	2:31.095	70.73	14.265	09:05:26.219	
3 -	48.219	104.0	49.257	117.5	47.713	112.9	2:25.189	73.61	8.359	09:07:51.408	
4 -	45.293	104.0	48.716	117.7	46.472	114.3	2:20.481 (3)	76.08	3.651	09:10:11.889	
5 -	44.710	<b>107.2</b>	48.469	119.1	47.368	114.5	2:20.547	76.04	3.717	09:12:32.436	
6 -	44.999	98.6	49.873	111.6	46.175	<b>115.3</b>	2:21.047	75.77	4.217	09:14:53.483	
7 -	<b>43.557</b>	107.0	47.892	118.7	45.844	115.1	2:17.293 (2)	77.84	0.463	09:17:10.776	
8 -	43.699	106.1	<b>47.667</b>	<b>122.0</b>	<b>45.464</b>	114.9	<b>2:16.830 (1)</b>	<b>78.11</b>		<b>09:19:27.606</b>	

P25 84		Daniel HERMANSSON					TSR Luyten - FPW Racing				
LAP	SECTOR 1	SECTOR 2		SECTOR 3		LAP TIME	MPH	DIFF	TIME OF DAY		
1 -	OUTLAP	92.4	53.806	101.2	53.156	115.1	2:43.305	65.44	26.109	09:02:46.816	
2 -	46.733	104.2	50.425	107.5	50.247	114.7	2:27.405	72.50	10.209	09:05:14.221	
3 -	45.340	96.0	50.231	106.0	47.894	115.7	2:23.465	74.49	6.269	09:07:37.686	
4 -	45.254	104.5	49.373	107.7	47.183	114.7	2:21.810	75.36	4.614	09:09:59.496	
5 -	44.159	<b>107.5</b>	49.469	117.3	47.012	115.5	2:20.640	75.99	3.444	09:12:20.136	
6 -	44.135	106.8	48.578	117.5	46.644	115.1	2:19.357	76.69	2.161	09:14:39.493	
7 -	43.571	105.8	48.811	120.9	46.475	115.9	2:18.857 (3)	76.97	1.661	09:16:58.350	
8 -	43.723	105.0	48.488	114.9	<b>45.799</b>	115.7	2:18.010 (2)	77.44	0.814	09:19:16.360	
9 -	<b>42.874</b>	106.0	<b>48.237</b>	<b>122.9</b>	46.085	<b>117.3</b>	<b>2:17.196 (1)</b>	<b>77.90</b>		<b>09:21:33.556</b>	

P26 90		Greg GREENWOOD					Luyten Honda - FPW Racing				
LAP	SECTOR 1	SECTOR 2		SECTOR 3		LAP TIME	MPH	DIFF	TIME OF DAY		
1 -	OUTLAP	94.7	51.934	116.3	50.062	115.7	2:41.657	66.11	23.910	09:02:47.149	
2 -	47.293	101.9	50.316	120.0	49.852	116.5	2:27.461	72.48	9.714	09:05:14.610	
3 -	46.210	96.4	50.446	117.3	47.283	<b>118.3</b>	2:23.939	74.25	6.192	09:07:38.549	
4 -	45.577	104.6	49.198	122.6	50.407	115.1	2:25.182	73.61	7.435	09:10:03.731	
5 -	46.068	102.1	48.766	122.2	46.690	115.5	2:21.524	75.52	3.777	09:12:25.255	
6 -	45.123	104.2	49.336	121.3	46.334	115.1	2:20.793	75.91	3.046	09:14:46.048	
7 -	44.133	105.0	48.500	123.1	46.415	115.9	2:19.048 (2)	76.86	1.301	09:17:05.096	
8 -	43.907	<b>105.8</b>	<b>48.018</b>	<b>123.5</b>	47.296	116.1	2:19.221 (3)	76.77	1.474	09:19:24.317	
9 -	<b>43.500</b>	105.3	48.336	121.7	<b>45.911</b>	115.7	<b>2:17.747 (1)</b>	<b>77.59</b>		<b>09:21:42.064</b>	

P27 47		Jake ARCHER					Honda - Jake Archer Racing				
LAP	SECTOR 1	SECTOR 2		SECTOR 3		LAP TIME	MPH	DIFF	TIME OF DAY		
1 -	OUTLAP	77.4	58.654	88.8	54.641	84.8	2:54.751	61.16	36.526	09:02:59.213	
2 -	50.978	81.3	54.383	100.3	IN PIT		3:12.975	<b>P</b> 55.38	54.750	09:06:12.188	
3 -	OUTLAP	95.3	53.214	105.0	49.575	104.5	2:35.125	68.89	16.900	09:08:47.313	
4 -	47.388	100.6	51.065	112.9	48.428	108.9	2:26.881	72.76	8.656	09:11:14.194	
5 -	45.743	<b>105.3</b>	51.057	116.7	46.923	112.5	2:23.723	74.36	5.498	09:13:37.917	
6 -	45.364	100.9	48.919	119.4	46.179	113.5	2:20.462 (3)	76.09	2.237	09:15:58.379	
7 -	44.882	104.8	48.675	119.4	46.025	114.5	2:19.582 (2)	76.57	1.357	09:18:17.961	
8 -	<b>44.100</b>	101.6	<b>48.389</b>	<b>123.1</b>	<b>45.736</b>	<b>115.9</b>	<b>2:18.225 (1)</b>	<b>77.32</b>		<b>09:20:36.186</b>	

Weather / Track : Sunny / Dry

Snetterton 300  
Circuit Length = 2.9689 miles  
Start: 09:00 Flag 09:20 End: 09:22



# MCRCB BULLETIN TK002

## 2014 MCE British Superbike Championship - Round 3

### 2014 Motul British Motostar Championship

#### FREE PRACTICE 1 - SECTOR ANALYSIS

SECTOR 1 = FL to I1, SECTOR 2 = I1 to I2, SECTOR 3 = I2 to FL, DIFF = Difference To Personal Best Lap

<b>P28</b>		<b>2</b>		<b>Ian RAYBON</b>		KTM - Century 21 / Cresswell Racing					
LAP		SECTOR 1	SECTOR 2	SECTOR 3	LAP TIME	MPH	DIFF	TIME OF DAY			
1 -	OUTLAP	77.5	54.484	96.4	52.382	107.5	2:46.140	64.33	27.209	09:06:01.381	
2 -		47.622	87.4	52.115	101.3	49.554	108.2	2:29.291	71.59	10.360	09:08:30.672
3 -		45.954	97.5	50.690	110.7	47.916	106.8	2:24.560 (3)	73.93	5.629	09:10:55.232
4 -		45.296	98.2	50.070	103.0	47.111	109.2	2:22.477 (2)	75.01	3.546	09:13:17.709
5 -		44.190	<b>99.1</b>	49.244	<b>113.3</b>	IN PIT		3:10.968 P	55.96	52.037	09:16:28.677
6 -	OUTLAP	93.9	49.345	110.7	46.517	<b>112.7</b>	2:28.140	72.14	9.209	09:18:56.817	
7 -		<b>43.886</b>	97.1	<b>48.909</b>	111.2	<b>46.136</b>	108.7	<b>2:18.931 (1)</b>	<b>76.93</b>		<b>09:21:15.748</b>

<b>P29</b>		<b>19</b>		<b>Kai JOHNSON</b>		Nykos - Kinpac Racing					
LAP		SECTOR 1	SECTOR 2	SECTOR 3	LAP TIME	MPH	DIFF	TIME OF DAY			
1 -	OUTLAP	84.2	56.267	91.8	55.590	97.6	2:50.906	62.53	31.208	09:02:58.170	
2 -		49.012	90.9	52.660	104.0	50.874	109.8	2:32.546	70.06	12.848	09:05:30.716
3 -		46.679	<b>101.6</b>	49.305	<b>114.9</b>	47.466	112.9	2:23.450 (3)	74.50	3.752	09:07:54.166
4 -		45.344	93.7	49.218	111.6	46.400	<b>116.1</b>	2:20.962 (2)	75.82	1.264	09:10:15.128
5 -		<b>44.649</b>	<b>101.6</b>	<b>48.747</b>	113.9	<b>46.302</b>	114.3	<b>2:19.698 (1)</b>	<b>76.50</b>		<b>09:12:34.826</b>

<b>P30</b>		<b>7</b>		<b>Jamie ASHBY</b>		Honda - JPA Racing / SP125					
LAP		SECTOR 1	SECTOR 2	SECTOR 3	LAP TIME	MPH	DIFF	TIME OF DAY			
1 -	OUTLAP	78.8	1:02.158	90.5	57.187	87.3	3:02.760	58.48	38.632	09:04:06.647	
2 -		51.898	84.5	57.255	91.9	52.730	92.8	2:41.883	66.02	17.755	09:06:48.530
3 -		49.789	90.3	54.990	104.2	51.538	99.5	2:36.317 (3)	68.37	12.189	09:09:24.847
4 -		47.585	92.5	53.080	102.1	IN PIT		4:19.251 P	41.22	1:55.123	09:13:44.098
5 -	OUTLAP	92.4	53.895	110.5	50.558	105.5	2:45.016	64.76	20.888	09:16:29.114	
6 -		46.368	<b>96.6</b>	51.480	118.1	48.472	111.4	2:26.320 (2)	73.04	2.192	09:18:55.434
7 -		<b>45.893</b>	96.0	<b>50.418</b>	<b>120.4</b>	<b>47.817</b>	<b>111.8</b>	<b>2:24.128 (1)</b>	<b>74.15</b>		<b>09:21:19.562</b>

<b>P31</b>		<b>4</b>		<b>Louis VALLELEY</b>		KTM - Century 21 / Cresswell Racing					
LAP		SECTOR 1	SECTOR 2	SECTOR 3	LAP TIME	MPH	DIFF	TIME OF DAY			
1 -	OUTLAP	84.0	55.141	108.9	51.721	113.9	2:47.062	63.97	21.529	09:11:39.691	
2 -		47.169	88.6	52.338	111.6	49.265	113.5	2:28.772 (2)	71.84	3.239	09:14:08.463
3 -		45.868	<b>94.5</b>	51.315	114.1	<b>48.350</b>	<b>114.5</b>	<b>2:25.533 (1)</b>	<b>73.44</b>		<b>09:16:33.996</b>

<b>P32</b>		<b>3</b>		<b>Alex PLATT</b>		Honda - Century 21 / Cresswell Racing					
LAP		SECTOR 1	SECTOR 2	SECTOR 3	LAP TIME	MPH	DIFF	TIME OF DAY			
1 -	OUTLAP	84.5	55.054	106.3	53.622	108.5	2:49.854	62.92	20.425	09:07:08.108	
2 -		47.443	85.3	<b>51.701</b>	<b>108.2</b>	<b>50.285</b>	<b>111.2</b>	<b>2:29.429 (1)</b>	<b>71.52</b>		<b>09:09:37.537</b>

**MCRCB BULLETIN TK003****2014 MCE British Superbike Championship - Round 3****2014 Motul British Motostar Championship****FREE PRACTICE 1 - BEST SPEEDS**

POS	SECTOR 1			SECTOR 2			FINISH LINE		
	NO	NAME	MPH	NO	NAME	MPH	NO	NAME	MPH
1	28	Bradley RAY	114.7	42	James HOBSON	131.3	28	Bradley RAY	122.9
2	17	James FLITCROFT	112.0	28	Bradley RAY	130.8	42	James HOBSON	122.9
3	13	Sam BURMAN	111.8	13	Sam BURMAN	126.6	124	Tasia RODINK	121.5
4	12	Edward RENDELL	110.9	69	Tom BOOTH-AMOS	126.6	142	Brian SLOOTEN	121.3
5	43	Arnie SHELTON	110.9	142	Brian SLOOTEN	126.6	127	Georgina POLDEN	121.1
6	36	Jayson URIBE	110.0	43	Arnie SHELTON	126.3	13	Sam BURMAN	120.0
7	42	James HOBSON	108.7	17	James FLITCROFT	125.9	86	Charlie NESBITT	119.6
8	65	Josh OWENS	108.7	86	Charlie NESBITT	125.9	69	Tom BOOTH-AMOS	119.4
9	69	Tom BOOTH-AMOS	108.5	65	Josh OWENS	125.2	17	James FLITCROFT	119.1
10	64	Asher DURHAM	107.7	36	Jayson URIBE	124.5	43	Arnie SHELTON	119.1
11	35	Elliot LODGE	107.5	124	Tasia RODINK	123.8	36	Jayson URIBE	118.3
12	84	Daniel HERMANSSON	107.5	90	Greg GREENWOOD	123.5	90	Greg GREENWOOD	118.3
13	86	Charlie NESBITT	107.5	64	Asher DURHAM	123.3	79	Chris TAYLOR	117.5
14	142	Brian SLOOTEN	107.3	79	Chris TAYLOR	123.3	84	Daniel HERMANSSON	117.3
15	25	Mike BROUWERS	107.2	47	Jake ARCHER	123.1	64	Asher DURHAM	116.7
16	66	Joe IRVING	107.2	84	Daniel HERMANSSON	122.9	72	Alex PERSSON	116.7
17	88	Wesley JONKER	107.2	12	Edward RENDELL	122.2	65	Josh OWENS	116.5
18	164	Anthony ALONSO	107.0	25	Mike BROUWERS	122.0	19	Kai JOHNSON	116.1
19	72	Alex PERSSON	106.6	35	Elliot LODGE	122.0	25	Mike BROUWERS	116.1
20	124	Tasia RODINK	106.5	88	Wesley JONKER	122.0	47	Jake ARCHER	115.9
21	90	Greg GREENWOOD	105.8	44	Jake BAYFORD	121.1	35	Elliot LODGE	115.5
22	47	Jake ARCHER	105.3	7	Jamie ASHBY	120.4	88	Wesley JONKER	115.3
23	127	Georgina POLDEN	105.3	127	Georgina POLDEN	119.4	12	Edward RENDELL	114.7
24	44	Jake BAYFORD	103.7	72	Alex PERSSON	118.7	44	Jake BAYFORD	114.7
25	19	Kai JOHNSON	101.6	164	Anthony ALONSO	118.5	4	Louis VALLELEY	114.5
26	79	Chris TAYLOR	101.0	4	Louis VALLELEY	117.5	2	Ian RAYBON	112.7
27	3	Alex PLATT	99.5	19	Kai JOHNSON	114.9	164	Anthony ALONSO	112.5
28	2	Ian RAYBON	99.1	66	Joe IRVING	114.1	7	Jamie ASHBY	111.8
29	7	Jamie ASHBY	96.6	2	Ian RAYBON	113.3	66	Joe IRVING	111.4
30	4	Louis VALLELEY	94.5	3	Alex PLATT	108.2	3	Alex PLATT	111.2
31									
32									

Weather / Track : Sunny / Dry

Snetterton 300

Circuit Length = 2.9689 miles

Start: 09:00 Flag 09:20 End: 09:22

Results can be found at [www.tsl-timing.com](http://www.tsl-timing.com)

Printed - 09:26 Friday, 13 June 2014

# MCRCB BULLETIN TK004

## 2014 MCE British Superbike Championship - Round 3

### 2014 Motul British Motostar Championship

#### FREE PRACTICE 1 - BEST SECTORS

SECTOR 1			SECTOR 2			SECTOR 3			IDEAL / BEST COMPARISON						
POS	NO	NAME	TIME	NO	NAME	TIME	NO	NAME	TIME	POS	NO	NAME	IDEAL	BEST	DIFF
1	28	RAY	38.970	28	RAY	44.482	28	RAY	41.359				<b>PERFECT LAP</b>	<b>2:04.811</b>	
2	12	RENDELL	39.499	12	RENDELL	44.983	12	RENDELL	41.958	1	28	RAY	2:04.811	2:04.831	0.020
3	42	HOBSON	39.815	42	HOBSON	45.202	42	HOBSON	42.090	2	12	RENDELL	2:06.440	2:06.643	0.203
4	35	LODGE	40.096	35	LODGE	45.355	35	LODGE	42.418	3	42	HOBSON	2:07.107	2:07.107	0.000
5	86	NESBITT	40.301	69	BOOTH-AMOS	45.411	86	NESBITT	42.647	4	35	LODGE	2:07.869	2:07.869	0.000
6	17	FLITCROFT	40.361	86	NESBITT	45.496	17	FLITCROFT	42.737	5	86	NESBITT	2:08.444	2:09.662	1.218
7	69	BOOTH-AMOS	40.693	36	URIBE	45.506	69	BOOTH-AMOS	42.756	6	69	BOOTH-AMOS	2:08.860	2:08.860	0.000
8	36	URIBE	40.952	17	FLITCROFT	46.050	64	DURHAM	43.042	7	17	FLITCROFT	2:09.148	2:09.148	0.000
9	64	DURHAM	41.036	64	DURHAM	46.380	164	ALONSO	43.240	8	36	URIBE	2:09.858	2:10.107	0.249
10	72	PERSSON	41.082	142	SLOOTEN	46.426	36	URIBE	43.400	9	64	DURHAM	2:10.458	2:10.683	0.225
11	164	ALONSO	41.083	72	PERSSON	46.466	66	IRVING	43.422	10	164	ALONSO	2:11.038	2:11.130	0.092
12	43	SHELTON	41.470	164	ALONSO	46.715	65	OWENS	43.451	11	43	SHELTON	2:11.957	2:11.957	0.000
13	142	SLOOTEN	41.556	65	OWENS	46.816	43	SHELTON	43.526	12	72	PERSSON	2:12.018	2:12.018	0.000
14	13	BURMAN	41.692	13	BURMAN	46.831	25	BROUWERS	43.562	13	142	SLOOTEN	2:12.212	2:12.335	0.123
15	66	IRVING	41.884	43	SHELTON	46.961	79	TAYLOR	44.097	14	65	OWENS	2:12.515	2:12.515	0.000
16	25	BROUWERS	41.944	79	TAYLOR	47.171	142	SLOOTEN	44.230	15	25	BROUWERS	2:12.894	2:13.522	0.628
17	79	TAYLOR	42.137	124	RODINK	47.197	72	PERSSON	44.470	16	66	IRVING	2:12.939	2:13.092	0.153
18	65	OWENS	42.248	44	BAYFORD	47.347	13	BURMAN	44.644	17	13	BURMAN	2:13.167	2:13.430	0.263
19	127	POLDEN	42.275	25	BROUWERS	47.388	124	RODINK	44.784	18	79	TAYLOR	2:13.405	2:13.871	0.466
20	44	BAYFORD	42.758	66	IRVING	47.633	44	BAYFORD	44.863	19	124	RODINK	2:14.851	2:15.001	0.150
21	124	RODINK	42.870	88	JONKER	47.667	88	JONKER	45.464	20	44	BAYFORD	2:14.968	2:15.542	0.574
22	84	HERMANSSON	42.874	90	GREENWOOD	48.018	127	POLDEN	45.717	21	127	POLDEN	2:16.205	2:16.512	0.307
23	90	GREENWOOD	43.500	127	POLDEN	48.213	47	ARCHER	45.736	22	88	JONKER	2:16.688	2:16.830	0.142
24	88	JONKER	43.557	84	HERMANSSON	48.237	84	HERMANSSON	45.799	23	84	HERMANSSON	2:16.910	2:17.196	0.286
25	2	RAYBON	43.886	47	ARCHER	48.389	90	GREENWOOD	45.911	24	90	GREENWOOD	2:17.429	2:17.747	0.318
26	47	ARCHER	44.100	19	JOHNSON	48.747	2	RAYBON	46.136	25	47	ARCHER	2:18.225	2:18.225	0.000
27	19	JOHNSON	44.649	2	RAYBON	48.909	19	JOHNSON	46.302	26	2	RAYBON	2:18.931	2:18.931	0.000
28	4	VALLELEY	45.682	7	ASHBY	50.418	7	ASHBY	47.817	27	19	JOHNSON	2:19.698	2:19.698	0.000
29	3	PLATT	45.693	4	VALLELEY	50.464	4	VALLELEY	48.350	28	7	ASHBY	2:24.128	2:24.128	0.000
30	7	ASHBY	45.893	3	PLATT	51.701	3	PLATT	50.285	29	4	VALLELEY	2:24.496	2:25.533	1.037
31										30	3	PLATT	2:27.679	2:29.429	1.750
32										31	11	THOMAS		2:13.404	
										32	61	DUBBINK		2:09.248	

Weather / Track : Sunny / Dry

Results can be found at [www.tsl-timing.com](http://www.tsl-timing.com)

Snetterton 300

Circuit Length = 2.9689 miles

Start: 09:00 Flag 09:20 End: 09:22

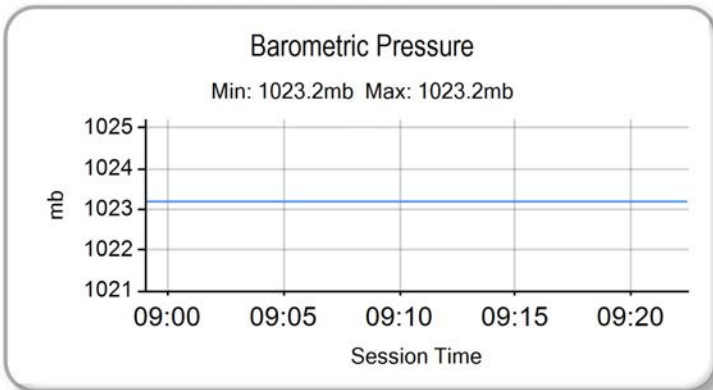
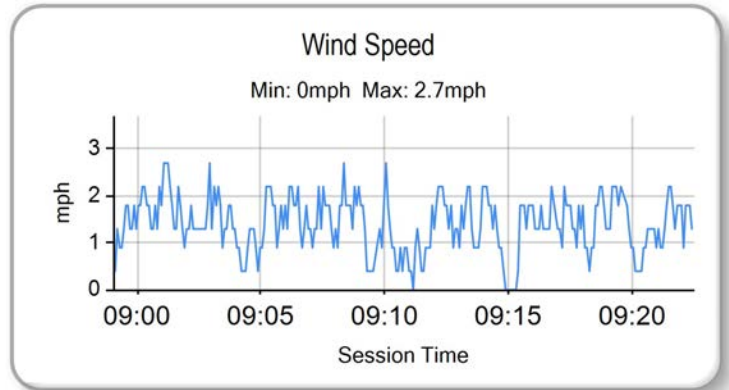
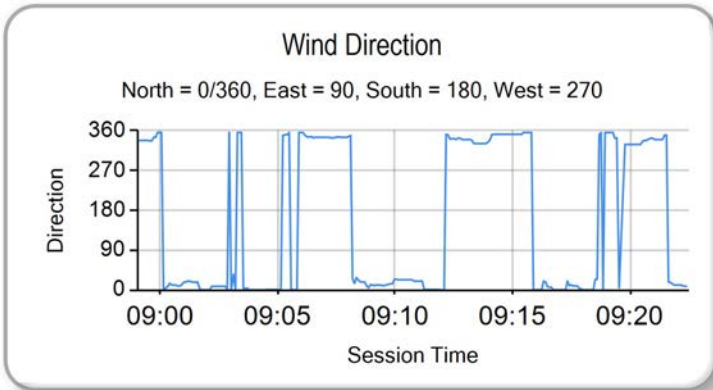
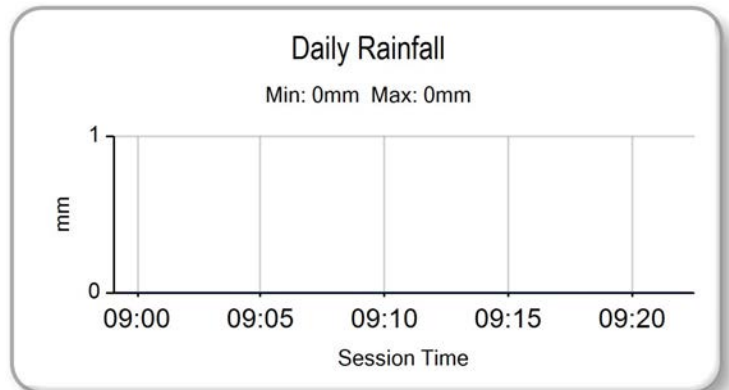
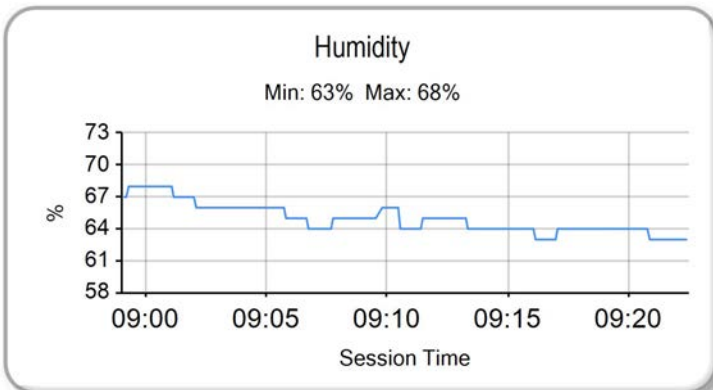
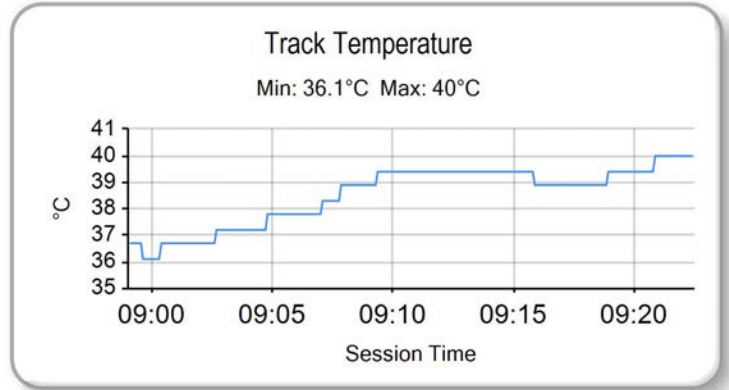
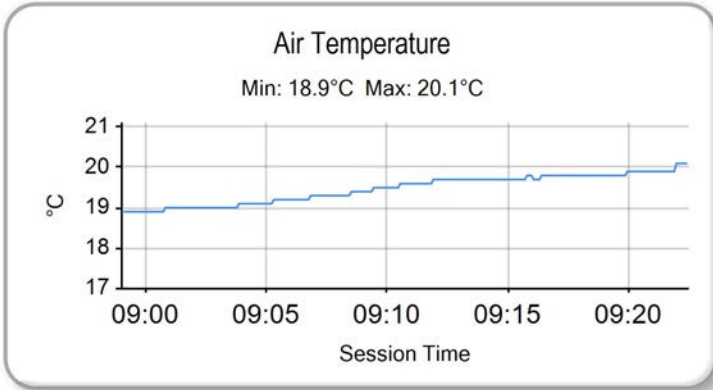
Printed - 09:26 Friday, 13 June 2014

# MCRCB BULLETIN TK005

## 2014 MCE British Superbike Championship - Round 3

### 2014 Motul British Motostar Championship

#### FREE PRACTICE 1 - WEATHER CONDITIONS



Weather / Track : Sunny / Dry

Results can be found at [www.tsl-timing.com](http://www.tsl-timing.com)

Snetterton 300  
Circuit Length = 2.9689 miles  
Start: 09:00 Flag 09:20 End: 09:22

Printed - 09:27 Friday, 13 June 2014



POS	NO	CL	PIC NAME	ENTRY	TIME	ON	LAPS	GAP	DIFF	MPH
1	28		1 Bradley RAY	EE125 - FAB-Racing	2:01.527	7	9			87.94
2	66	M3	1 Joe IRVING	KTM - Redline KTM	2:02.457	6	9	0.930	0.930	87.28
3	42	M3	2 James HOBSON	Honda - Two 4 Motorsport	2:03.415	10	10	1.888	0.958	86.60
4	12		2 Edward RENDELL	Honda - Banks Racing	2:03.814	8	9	2.287	0.399	86.32
5	61	M3	3 Ernst DUBBINK	Honda - Ernst Dubbink Racing	2:03.926	9	10	2.399	0.112	86.24
6	17		3 James FLITCROFT	Nykos - Kinpac Racing	2:04.981	9	9	3.454	1.055	85.51
7	36	M3	4 Jayson URIBE	Honda - FPW Racing / RSR	2:05.070	10	10	3.543	0.089	85.45
8	69	M3	5 Tom BOOTH-AMOS	Honda - Ellomoto / Banks Racing	2:05.411	9	9	3.884	0.341	85.22
9	86	M3	6 Charlie NESBITT	Repli-Cast - Repli-Cast UK	2:05.650	7	10	4.123	0.239	85.06
10	35		4 Elliot LODGE	Honda - SP125 / Spike Racing	2:06.831	6	7	5.304	1.181	84.27
11	65		5 Josh OWENS	Honda - RCD Motorsport	2:07.316	9	10	5.789	0.485	83.94
12	64		6 Asher DURHAM	Honda - SP125Racing.com	2:08.339	7	8	6.812	1.023	83.28
13	72		7 Alex PERSSON	Honda - PWR / Nordgren Racing	2:08.548	7	7	7.021	0.209	83.14
14	164		8 Anthony ALONSO	Honda - SP125 / BARF Racing	2:08.626	9	9	7.099	0.078	83.09
15	43		9 Arnie SHELTON	Honda - e3 Motorsport with Shelton Racing	2:09.001	8	8	7.474	0.375	82.85
16	25	M3	7 Mike BROUWERS	Honda - Joma / Brouwers Racing Team	2:09.087	9	9	7.560	0.086	82.79
17	142	M3	8 Brian SLOOTEN	Honda - Bakker Frames Holland	2:09.701	3	9	8.174	0.614	82.40
18	79	M3	9 Chris TAYLOR	Honda - Ducati Coventry	2:09.931	6	6	8.404	0.230	82.25
19	11		10 Joseph THOMAS	Honda - Moto UK Racing	2:10.434	2	8	8.907	0.503	81.94
20	13	M3	10 Sam BURMAN	Honda - WNT / Burman Racing	2:10.856	8	9	9.329	0.422	81.67
21	127		11 Georgina POLDEN	Honda - RS Racing	2:10.988	9	9	9.461	0.132	81.59
22	74	M3	11 Joe THOMPSON	Repli-Cast - Repli-Cast UK	2:11.396	8	8	9.869	0.408	81.34
23	88		12 Wesley JONKER	Honda - Racing Family	2:11.574	4	8	10.047	0.178	81.23
24	19		13 Kai JOHNSON	Nykos - Kinpac Racing	2:11.931	9	9	10.404	0.357	81.01
25	84		14 Daniel HERMANSSON	TSR Luyten - FPW Racing	2:12.155	9	9	10.628	0.224	80.87
26	124		15 Tasia RODINK	Honda - Promemo Racing	2:13.323	5	5	11.796	1.168	80.16
27	47		16 Jake ARCHER	Honda - Jake Archer Racing	2:13.342	9	9	11.815	0.019	80.15
28	44		17 Jake BAYFORD	Honda - Intek Adhesives by SGR Racing	2:13.558	8	8	12.031	0.216	80.02
29	90		18 Greg GREENWOOD	Luyten Honda - FPW Racing	2:13.562	7	9	12.035	0.004	80.02

QUALIFYING LAPTIME (110.0% of 2:01.527) = 2:13.679

30	3		19 Alex PLATT	Honda - Century 21 / Cresswell Racing	2:15.908	8	8	14.381	2.346	78.64
31	2		20 Ian RAYBON	KTM - Century 21 / Cresswell Racing	2:17.057	3	4	15.530	1.149	77.98
32	7		21 Jamie ASHBY	Honda - JPA Racing / SP125	2:17.675	7	7	16.148	0.618	77.63
33	6		22 Taz TAYLOR	Luyten Honda - FPW Racing / Hookless Holidays	2:20.572	2	6	19.045	2.897	76.03
34	4		23 Louis VALLELEY	KTM - Century 21 / Cresswell Racing	2:26.021	2	2	24.494	5.449	73.19

Weather / Track : Sunny / Dry

These results are provisional until the conclusion of any judicial and technical matters.

Snetterton 300

Circuit Length = 2.9689 miles

Start: 13:25 Flag 13:45 End: 13:47

Race Director :	Stewards :	Timekeeper :
-----------------	------------	--------------

Results can be found at [www.britishsuperbike.com](http://www.britishsuperbike.com)

Printed - 13:47 Friday, 13 June 2014



## MCRCB BULLETIN TK032

### 2014 MCE British Superbike Championship - Round 3

### 2014 Motul British Motostar Championship

### FREE PRACTICE 2 - SECTOR ANALYSIS

SECTOR 1 = FL to I1, SECTOR 2 = I1 to I2, SECTOR 3 = I2 to FL, DIFF = Difference To Personal Best Lap

P1		28	Bradley RAY		EE125 - FAB-Racing						
LAP		SECTOR 1		SECTOR 2		SECTOR 3		LAP TIME	MPH	DIFF	TIME OF DAY
1 -	OUTLAP	90.6	51.235	101.0	45.749	98.2	2:32.941	69.88	31.414	13:27:35.194	
2 -	44.302	92.3	49.724	105.1	45.995	99.2	2:20.021	76.33	18.494	13:29:55.215	
3 -	44.461	93.0	49.230	110.5	44.979	98.5	2:18.670	77.07	17.143	13:32:13.885	
4 -	41.952	104.2	47.526	109.4	IN PIT		2:43.518	<b>P</b> 65.36	41.991	13:34:57.403	
5 -	OUTLAP	109.4	45.367	126.3	41.225	119.8	2:12.004	80.96	10.477	13:37:09.407	
6 -	38.600	113.3	43.885	127.5	40.195	<b>120.6</b>	2:02.680	87.12	1.153	13:39:12.087	
7 -	<b>38.186</b>	<b>114.5</b>	43.183	128.3	<b>40.158</b>	<b>120.6</b>	<b>2:01.527 (1)</b>	<b>87.94</b>		<b>13:41:13.614</b>	
8 -	38.629	113.3	43.079	126.1	40.393	120.4	2:02.101	<b>(2)</b> 87.53	0.574	13:43:15.715	
9 -	38.560	113.5	<b>43.019</b>	<b>129.5</b>	40.570	120.0	2:02.149	<b>(3)</b> 87.50	0.622	13:45:17.864	

P2		66 M3	Joe IRVING		KTM - Redline KTM						
LAP		SECTOR 1		SECTOR 2		SECTOR 3		LAP TIME	MPH	DIFF	TIME OF DAY
1 -	OUTLAP	109.6	46.776	118.5	44.561	118.7	2:19.150	76.80	16.693	13:27:24.217	
2 -	40.830	114.1	45.398	119.8	43.299	115.5	2:09.527	82.51	7.070	13:29:33.744	
3 -	40.504	115.9	55.331	131.5	42.787	120.0	2:18.622	77.10	16.165	13:31:52.366	
4 -	39.122	<b>116.3</b>	44.170	131.0	41.412	121.7	2:04.704	85.70	2.247	13:33:57.070	
5 -	38.726	114.1	43.908	129.3	<b>40.610</b>	122.4	2:03.244	<b>(2)</b> 86.72	0.787	13:36:00.314	
6 -	<b>38.308</b>	113.1	<b>43.304</b>	130.3	40.845	<b>124.7</b>	<b>2:02.457 (1)</b>	<b>87.28</b>		<b>13:38:02.771</b>	
7 -	38.326	115.5	43.614	129.5	IN PIT		3:35.567	<b>P</b> 49.58	1:33.110	13:41:38.338	
8 -	OUTLAP	110.3	44.882	129.3	41.368	123.5	2:09.868	82.29	7.411	13:43:48.206	
9 -	38.655	115.1	43.550	<b>133.1</b>	41.223	122.6	2:03.428	<b>(3)</b> 86.59	0.971	13:45:51.634	

P3		42 M3	James HOBSON		Honda - Two 4 Motorsport						
LAP		SECTOR 1		SECTOR 2		SECTOR 3		LAP TIME	MPH	DIFF	TIME OF DAY
1 -	OUTLAP	74.8	47.931	130.0	42.567	123.3	2:24.779	73.82	21.364	13:27:49.653	
2 -	41.434	108.0	45.686	130.0	42.222	122.2	2:09.342	82.63	5.927	13:29:58.995	
3 -	39.975	107.2	45.182	<b>131.0</b>	41.668	121.7	2:06.825	84.27	3.410	13:32:05.820	
4 -	39.549	112.2	44.383	<b>131.0</b>	42.459	121.5	2:06.391	84.56	2.976	13:34:12.211	
5 -	40.611	103.2	46.365	120.6	42.859	122.0	2:09.835	82.32	6.420	13:36:22.046	
6 -	40.763	107.7	46.273	129.0	42.184	123.1	2:09.220	82.71	5.805	13:38:31.266	
7 -	39.090	109.4	44.636	130.0	41.002	<b>124.5</b>	2:04.728	<b>(3)</b> 85.69	1.313	13:40:35.994	
8 -	39.793	111.8	44.639	130.0	41.275	122.6	2:05.707	85.02	2.292	13:42:41.701	
9 -	39.226	111.1	44.566	130.5	40.865	123.1	2:04.657	<b>(2)</b> 85.73	1.242	13:44:46.358	
10 -	<b>38.869</b>	<b>114.7</b>	<b>43.822</b>	<b>131.0</b>	<b>40.724</b>	123.1	<b>2:03.415 (1)</b>	<b>86.60</b>		<b>13:46:49.773</b>	

P4		12	Edward RENDELL		Honda - Banks Racing						
LAP		SECTOR 1		SECTOR 2		SECTOR 3		LAP TIME	MPH	DIFF	TIME OF DAY
1 -	OUTLAP	109.2	45.446	124.2	43.800	<b>117.1</b>	2:20.251	76.20	16.437	13:27:53.975	
2 -	39.467	<b>113.1</b>	45.599	124.2	41.869	115.5	2:06.935	84.20	3.121	13:30:00.910	
3 -	39.105	110.1	44.945	124.9	41.600	116.1	2:05.650	85.06	1.836	13:32:06.560	
4 -	38.926	110.7	<b>43.686</b>	<b>125.6</b>	41.410	<b>117.1</b>	2:04.022	<b>(3)</b> 86.17	0.208	13:34:10.582	
5 -	39.355	109.8	44.501	122.6	41.252	115.3	2:05.108	85.43	1.294	13:36:15.690	
6 -	39.341	110.3	44.578	121.3	41.105	115.5	2:05.024	85.48	1.210	13:38:20.714	
7 -	38.914	110.3	44.131	122.4	40.968	115.9	2:04.013	<b>(2)</b> 86.18	0.199	13:40:24.727	
8 -	38.844	110.1	44.090	122.9	<b>40.880</b>	115.3	<b>2:03.814 (1)</b>	<b>86.32</b>		<b>13:42:28.541</b>	
9 -	<b>38.735</b>	110.1	43.734	124.5	IN PIT		2:31.777	<b>P</b> 70.41	27.963	13:45:00.318	

P5		61 M3	Ernst DUBBINK		Honda - Ernst Dubbink Racing						
LAP		SECTOR 1		SECTOR 2		SECTOR 3		LAP TIME	MPH	DIFF	TIME OF DAY
1 -	OUTLAP	112.9	46.088	129.8	42.885	<b>122.2</b>	2:17.750	77.59	13.824	13:27:41.730	
2 -	42.220	111.8	45.323	129.5	42.801	120.4	2:10.344	81.99	6.418	13:29:52.074	
3 -	39.943	113.5	44.709	129.3	42.850	120.4	2:07.502	83.82	3.576	13:31:59.576	
4 -	39.336	<b>115.7</b>	44.350	124.0	42.892	121.7	2:06.578	84.43	2.652	13:34:06.154	
5 -	40.349	114.7	44.585	128.0	43.265	120.2	2:08.199	83.37	4.273	13:36:14.353	
6 -	41.715	108.0	51.286	120.4	42.248	122.0	2:15.249	79.02	11.323	13:38:29.602	
7 -	<b>39.012</b>	<b>115.7</b>	43.831	128.0	42.615	121.7	2:05.458	85.19	1.532	13:40:35.060	
8 -	39.036	114.9	44.893	128.0	41.221	122.0	2:05.150	<b>(3)</b> 85.40	1.224	13:42:40.210	
9 -	39.199	114.7	<b>43.605</b>	<b>130.3</b>	<b>41.122</b>	122.0	<b>2:03.926 (1)</b>	<b>86.24</b>		<b>13:44:44.136</b>	

Snetterton 300

Circuit Length = 2.9689 miles

Start: 13:25 Flag 13:45 End: 13:47

Weather / Track : Sunny / Dry

# MCRCB BULLETIN TK032

## 2014 MCE British Superbike Championship - Round 3

### 2014 Motul British Motostar Championship

#### FREE PRACTICE 2 - SECTOR ANALYSIS

SECTOR 1 = FL to I1, SECTOR 2 = I1 to I2, SECTOR 3 = I2 to FL, DIFF = Difference To Personal Best Lap

10 - 39.151 114.1 44.205 130.0 41.633 120.6 2:04.989 **(2)** 85.51 1.063 13:46:49.125

P6 17		James FLITCROFT			Nykos - Kinpac Racing						
LAP	SECTOR 1	SECTOR 2	SECTOR 3	LAP TIME	MPH	DIFF	TIME OF DAY				
1 -	OUTLAP	106.6	47.910	<b>128.3</b>	43.619	118.5	2:20.390	76.13	15.409	13:27:25.668	
2 -	40.777	106.6	45.914	127.3	42.459	117.7	2:09.150	82.75	4.169	13:29:34.818	
3 -	40.099	<b>111.8</b>	45.987	127.5	IN PIT		3:17.929	<b>P</b>	53.99	1:12.948	13:32:52.747
4 -	OUTLAP	109.2	45.781	124.9	42.792	116.3	2:12.621	80.59	7.640	13:35:05.368	
5 -	40.040	109.1	45.010	126.1	41.786	118.5	2:06.836	84.26	1.855	13:37:12.204	
6 -	39.819	111.4	44.918	126.1	41.602	119.1	2:06.339	<b>(3)</b>	84.59	1.358	13:39:18.543
7 -	39.564	110.7	45.018	125.4	41.404	119.1	2:05.986	<b>(2)</b>	84.83	1.005	13:41:24.529
8 -	39.410	108.0	<b>44.816</b>	127.5	42.566	118.3	2:06.792		84.29	1.811	13:43:31.321
9 -	<b>39.161</b>	111.1	44.825	127.8	<b>40.995</b>	<b>120.4</b>	<b>2:04.981</b>	<b>(1)</b>	<b>85.51</b>		<b>13:45:36.302</b>

P7 36 M3		Jayson URIBE			Honda - FPW Racing / RSR						
LAP	SECTOR 1	SECTOR 2	SECTOR 3	LAP TIME	MPH	DIFF	TIME OF DAY				
1 -	OUTLAP	106.0	47.209	125.9	43.122	118.7	2:21.429	75.57	16.359	13:27:41.494	
2 -	41.745	110.7	46.653	125.6	43.618	117.1	2:12.016	80.96	6.946	13:29:53.510	
3 -	39.992	110.9	45.566	<b>126.6</b>	42.242	117.9	2:07.800	83.63	2.730	13:32:01.310	
4 -	40.128	<b>111.4</b>	45.039	126.3	42.592	118.1	2:07.759	83.65	2.689	13:34:09.069	
5 -	40.807	109.8	44.597	123.8	42.073	<b>119.6</b>	2:07.477	83.84	2.407	13:36:16.546	
6 -	39.947	108.4	44.824	124.2	41.710	117.9	2:06.481	84.50	1.411	13:38:23.027	
7 -	40.358	110.3	44.635	123.8	41.914	118.3	2:06.907	84.21	1.837	13:40:29.934	
8 -	39.567	110.1	44.746	124.0	41.717	118.1	2:06.030	<b>(3)</b>	84.80	0.960	13:42:35.964
9 -	39.797	110.1	44.396	125.4	41.709	118.5	2:05.902	<b>(2)</b>	84.89	0.832	13:44:41.866
10 -	<b>39.477</b>	110.9	<b>44.301</b>	125.9	<b>41.292</b>	118.7	<b>2:05.070</b>	<b>(1)</b>	<b>85.45</b>		<b>13:46:46.936</b>

P8 69 M3		Tom BOOTH-AMOS			Honda - Ellomoto / Banks Racing						
LAP	SECTOR 1	SECTOR 2	SECTOR 3	LAP TIME	MPH	DIFF	TIME OF DAY				
1 -	OUTLAP	96.0	46.445	124.2	43.697	116.5	2:32.454	70.10	27.043	13:27:50.964	
2 -	40.567	109.6	45.483	128.5	42.207	<b>119.6</b>	2:08.257	83.33	2.846	13:29:59.221	
3 -	40.077	101.6	45.458	129.3	41.492	118.7	2:07.027	84.14	1.616	13:32:06.248	
4 -	39.359	105.5	44.433	<b>129.5</b>	42.578	118.3	2:06.370	84.57	0.959	13:34:12.618	
5 -	40.698	106.3	46.247	122.4	IN PIT		2:54.414	<b>P</b>	61.27	49.003	13:37:07.032
6 -	OUTLAP	111.6	44.450	126.1	41.910	117.1	2:08.797	82.98	3.386	13:39:15.829	
7 -	40.194	<b>111.8</b>	<b>44.223</b>	126.1	41.266	118.5	2:05.683	<b>(2)</b>	85.03	0.272	13:41:21.512
8 -	39.602	108.4	45.055	123.5	<b>41.236</b>	118.9	2:05.893	<b>(3)</b>	84.89	0.482	13:43:27.405
9 -	<b>39.237</b>	<b>111.8</b>	44.577	127.3	41.597	118.5	<b>2:05.411</b>	<b>(1)</b>	<b>85.22</b>		<b>13:45:32.816</b>

P9 86 M3		Charlie NESBITT			Repli-Cast - Repli-Cast UK						
LAP	SECTOR 1	SECTOR 2	SECTOR 3	LAP TIME	MPH	DIFF	TIME OF DAY				
1 -	OUTLAP	108.2	45.603	127.3	44.286	119.4	2:17.718	77.60	12.068	13:27:27.165	
2 -	40.592	107.0	45.568	<b>128.0</b>	42.012	119.6	2:08.172	83.38	2.522	13:29:35.337	
3 -	39.854	108.7	45.861	126.8	43.031	117.5	2:08.746	83.01	3.096	13:31:44.083	
4 -	39.901	<b>113.3</b>	44.508	127.8	42.129	116.5	2:06.538	84.46	0.888	13:33:50.621	
5 -	39.961	111.8	44.793	126.6	41.772	117.3	2:06.526	84.47	0.876	13:35:57.147	
6 -	39.503	112.5	45.006	125.6	<b>41.759</b>	<b>120.2</b>	2:06.268	<b>(2)</b>	84.64	0.618	13:38:03.415
7 -	<b>39.332</b>	112.9	<b>44.287</b>	127.8	42.031	117.9	<b>2:05.650</b>	<b>(1)</b>	<b>85.06</b>		<b>13:40:09.065</b>
8 -	39.789	112.0	44.795	127.0	41.804	118.5	2:06.388	<b>(3)</b>	84.56	0.738	13:42:15.453
9 -	39.893	105.5	45.497	125.4	41.939	117.7	2:07.329	83.94	1.679	13:44:22.782	
10 -	39.998	110.7	44.949	126.8	41.915	117.5	2:06.862	84.24	1.212	13:46:29.644	

P10 35		Elliot LODGE			Honda - SP125 / Spike Racing						
LAP	SECTOR 1	SECTOR 2	SECTOR 3	LAP TIME	MPH	DIFF	TIME OF DAY				
1 -	OUTLAP	98.6	47.678	121.1	43.867	113.1	2:22.989	74.74	16.158	13:28:21.382	
2 -	40.532	109.6	45.143	121.5	42.629	113.3	2:08.304	83.30	1.473	13:30:29.686	
3 -	40.117	<b>110.1</b>	59.773	119.1	IN PIT		7:46.935	<b>P</b>	22.88	5:40.104	13:38:16.621
4 -	OUTLAP	106.6	45.403	122.2	42.169	<b>114.9</b>	2:14.341	79.55	7.510	13:40:30.962	
5 -	40.171	107.0	45.234	121.3	42.149	114.7	2:07.554	<b>(3)</b>	83.79	0.723	13:42:38.516
6 -	<b>39.811</b>	108.9	44.891	123.3	<b>42.129</b>	114.5	<b>2:06.831</b>	<b>(1)</b>	<b>84.27</b>		<b>13:44:45.347</b>

Snetterton 300  
 Circuit Length = 2.9689 miles  
 Start: 13:25 Flag 13:45 End: 13:47

Weather / Track : Sunny / Dry

# MCRCB BULLETIN TK032

## 2014 MCE British Superbike Championship - Round 3

### 2014 Motul British Motostar Championship

#### FREE PRACTICE 2 - SECTOR ANALYSIS

SECTOR 1 = FL to I1, SECTOR 2 = I1 to I2, SECTOR 3 = I2 to FL, DIFF = Difference To Personal Best Lap

7 - 39.819 109.2 **44.821** **124.2** 42.325 113.9 2:06.965 (2) 84.18 0.134 13:46:52.312

P11 65		Josh OWENS		Honda - RCD Motorsport						
LAP	SECTOR 1	SECTOR 2	SECTOR 3	LAP TIME	MPH	DIFF	TIME OF DAY			
1 -	OUTLAP	108.9	47.188	<b>129.0</b>	43.526	<b>120.0</b>	2:18.600	77.11	11.284	13:27:24.523
2 -	40.414	110.1	45.372	124.0	43.425	114.1	2:09.211	82.71	1.895	13:29:33.734
3 -	41.243	109.8	46.087	126.6	43.536	114.1	2:10.866	81.67	3.550	13:31:44.600
4 -	40.611	<b>112.2</b>	45.241	123.5	43.006	113.7	2:08.858	82.94	1.542	13:33:53.458
5 -	41.014	108.9	45.717	122.2	42.439	114.1	2:09.170	82.74	1.854	13:36:02.628
6 -	40.830	109.6	45.410	121.1	42.491	113.7	2:08.731 (3)	83.02	1.415	13:38:11.359
7 -	40.505	108.4	<b>45.145</b>	120.6	43.139	112.7	2:08.789	82.98	1.473	13:40:20.148
8 -	40.724	108.4	45.322	120.0	42.577	116.1	2:08.623 (2)	83.09	1.307	13:42:28.771
9 -	<b>39.777</b>	108.4	45.254	120.9	<b>42.285</b>	113.5	<b>2:07.316 (1)</b>	<b>83.94</b>		<b>13:44:36.087</b>
10 -	40.637	106.8	45.444	120.0	42.759	110.7	2:08.840	82.95	1.524	13:46:44.927

P12 64		Asher DURHAM		Honda - SP125Racing.com						
LAP	SECTOR 1	SECTOR 2	SECTOR 3	LAP TIME	MPH	DIFF	TIME OF DAY			
1 -	OUTLAP	95.7	47.629	121.1	43.952	114.3	2:52.787	61.85	44.448	13:28:21.647
2 -	41.015	109.6	45.481	<b>124.2</b>	43.090	114.7	2:09.586	82.47	1.247	13:30:31.233
3 -	<b>40.191</b>	<b>110.5</b>	45.646	122.9	42.697	114.5	2:08.534 (2)	83.15	0.195	13:32:39.767
4 -	40.647	110.0	45.565	120.2	IN PIT		4:29.029 P	39.72	2:20.690	13:37:08.796
5 -	OUTLAP	109.6	45.553	124.0	42.661	116.3	2:12.260	80.81	3.921	13:39:21.056
6 -	40.513	107.5	<b>45.193</b>	123.1	43.318	116.5	2:09.024	82.83	0.685	13:41:30.080
7 -	40.559	106.1	45.325	122.4	<b>42.455</b>	115.9	<b>2:08.339 (1)</b>	<b>83.28</b>		<b>13:43:38.419</b>
8 -	40.555	107.2	45.261	123.5	42.916	<b>118.1</b>	2:08.732 (3)	83.02	0.393	13:45:47.151

P13 72		Alex PERSSON		Honda - PWR / Nordgren Racing						
LAP	SECTOR 1	SECTOR 2	SECTOR 3	LAP TIME	MPH	DIFF	TIME OF DAY			
1 -	41.227	108.5	46.792	122.6	43.783	<b>115.7</b>	2:11.802	81.09	3.254	13:29:42.669
2 -	40.971	104.5	46.748	<b>123.3</b>	44.936	112.9	2:12.655	80.57	4.107	13:31:55.324
3 -	41.107	108.4	46.033	122.9	43.768	113.3	2:10.908	81.64	2.360	13:34:06.232
4 -	40.956	<b>110.3</b>	45.601	120.2	43.445	115.1	2:10.002	82.21	1.454	13:36:16.234
5 -	40.622	109.1	<b>45.382</b>	121.3	43.230	<b>115.7</b>	2:09.234 (2)	82.70	0.686	13:38:25.468
6 -	41.020	108.5	45.660	121.3	43.286	115.3	2:09.966 (3)	82.23	1.418	13:40:35.434
7 -	40.403	105.5	45.476	122.6	<b>42.669</b>	115.1	<b>2:08.548 (1)</b>	<b>83.14</b>		<b>13:42:43.982</b>

P14 164		Anthony ALONSO		Honda - SP125 / BARF Racing						
LAP	SECTOR 1	SECTOR 2	SECTOR 3	LAP TIME	MPH	DIFF	TIME OF DAY			
1 -	OUTLAP	95.4	52.742	108.7	IN PIT		3:45.954 P	47.30	1:37.328	13:29:15.470
2 -	OUTLAP	106.8	46.859	120.6	43.732	111.6	2:18.353	77.25	9.727	13:31:33.823
3 -	41.277	107.7	46.304	120.0	43.047	111.4	2:10.628	81.82	2.002	13:33:44.451
4 -	41.626	105.3	46.786	117.3	43.162	111.8	2:11.574	81.23	2.948	13:35:56.025
5 -	40.732	107.2	<b>45.777</b>	<b>121.5</b>	42.342	<b>113.5</b>	2:08.851 (2)	82.94	0.225	13:38:04.876
6 -	<b>40.247</b>	<b>108.0</b>	46.253	117.7	42.681	<b>113.5</b>	2:09.181	82.73	0.555	13:40:14.057
7 -	40.483	106.3	46.926	117.7	42.506	112.4	2:09.915	82.26	1.289	13:42:23.972
8 -	40.591	105.1	46.095	118.1	<b>42.316</b>	112.5	2:09.002 (3)	82.85	0.376	13:44:32.974
9 -	40.328	107.0	45.904	118.5	42.394	111.8	<b>2:08.626 (1)</b>	<b>83.09</b>		<b>13:46:41.600</b>

P15 43		Arnie SHELTON		Honda - e3 Motorsport with Shelton Racing						
LAP	SECTOR 1	SECTOR 2	SECTOR 3	LAP TIME	MPH	DIFF	TIME OF DAY			
1 -	OUTLAP	100.3	49.478	124.7	44.518	115.5	2:25.299	73.55	16.298	13:29:14.002
2 -	41.683	<b>110.9</b>	47.214	125.4	43.256	115.3	2:12.153	80.87	3.152	13:31:26.155
3 -	41.105	<b>110.9</b>	46.407	125.4	IN PIT		3:16.860 P	54.29	1:07.859	13:34:43.015
4 -	OUTLAP	106.3	47.558	123.5	43.782	<b>117.7</b>	2:17.313	77.83	8.312	13:37:00.328
5 -	41.212	110.7	46.203	125.2	43.050	116.7	2:10.465 (2)	81.92	1.464	13:39:10.793
6 -	41.086	107.0	46.585	124.9	43.072	116.3	2:10.743	81.74	1.742	13:41:21.536
7 -	41.097	108.9	45.913	124.9	43.655	117.3	2:10.665 (3)	81.79	1.664	13:43:32.201
8 -	<b>40.593</b>	109.6	<b>45.741</b>	<b>126.6</b>	<b>42.667</b>	117.3	<b>2:09.001 (1)</b>	<b>82.85</b>		<b>13:45:41.202</b>

Weather / Track : Sunny / Dry

Snetterton 300

Circuit Length = 2.9689 miles

Start: 13:25 Flag 13:45 End: 13:47



**MCRCB BULLETIN TK032**

**2014 MCE British Superbike Championship - Round 3**

**2014 Motul British Motostar Championship**

**FREE PRACTICE 2 - SECTOR ANALYSIS**

SECTOR 1 = FL to I1, SECTOR 2 = I1 to I2, SECTOR 3 = I2 to FL, DIFF = Difference To Personal Best Lap

<b>P16 25 M3 Mike BROUWERS</b>		Honda - Joma / Brouwers Racing Team								
LAP	SECTOR 1	SECTOR 2		SECTOR 3		LAP TIME	MPH	DIFF	TIME OF DAY	
1 -	OUTLAP	103.8	47.559	116.7	44.519	<b>114.9</b>	2:20.575	76.03	11.488	13:27:27.701
2 -	42.631	108.9	46.483	117.3	43.771	112.2	2:12.885	80.43	3.798	13:29:40.586
3 -	40.752	107.7	46.830	121.1	IN PIT		2:52.864 <b>P</b>	61.82	43.777	13:32:33.450
4 -	OUTLAP	<b>110.9</b>	47.222	112.9	42.809	111.2	2:17.113	77.95	8.026	13:34:50.563
5 -	40.820	106.3	46.312	119.4	<b>42.312</b>	112.4	2:09.444 <b>(2)</b>	82.56	0.357	13:37:00.007
6 -	40.579	106.8	46.530	118.5	42.482	112.7	2:09.591 <b>(3)</b>	82.47	0.504	13:39:09.598
7 -	40.668	107.7	<b>45.589</b>	119.8	46.931	113.3	2:13.188	80.24	4.101	13:41:22.786
8 -	40.793	106.5	46.097	121.3	43.003	113.9	2:09.893	82.28	0.806	13:43:32.679
9 -	<b>40.464</b>	107.8	45.747	<b>122.2</b>	42.876	113.5	<b>2:09.087 (1)</b>	<b>82.79</b>		<b>13:45:41.766</b>

<b>P17 142 M3 Brian SLOOTEN</b>		Honda - Bakker Frames Holland								
LAP	SECTOR 1	SECTOR 2		SECTOR 3		LAP TIME	MPH	DIFF	TIME OF DAY	
1 -	OUTLAP	97.8	47.238	120.6	44.799	<b>120.4</b>	2:21.257	75.66	11.556	13:27:52.673
2 -	41.524	<b>112.7</b>	45.534	<b>129.5</b>	43.788	118.9	2:10.846	81.68	1.145	13:30:03.519
3 -	<b>40.460</b>	111.1	45.687	124.7	43.554	117.7	<b>2:09.701 (1)</b>	<b>82.40</b>		<b>13:32:13.220</b>
4 -	41.295	112.4	45.480	127.3	43.448	117.3	2:10.223 <b>(3)</b>	82.07	0.522	13:34:23.443
5 -	41.248	111.4	45.469	127.0	43.081	119.4	2:09.798 <b>(2)</b>	82.34	0.097	13:36:33.241
6 -	41.000	110.0	46.013	125.2	43.410	119.6	2:10.423	81.94	0.722	13:38:43.664
7 -	40.757	108.4	<b>44.951</b>	128.0	51.457	88.8	2:17.165	77.92	7.464	13:41:00.829
8 -	43.197	106.6	46.428	124.9	43.455	119.4	2:13.080	80.31	3.379	13:43:13.909
9 -	41.245	104.3	46.112	127.0	<b>42.975</b>	119.6	2:10.332	82.00	0.631	13:45:24.241

<b>P18 79 M3 Chris TAYLOR</b>		Honda - Ducati Coventry								
LAP	SECTOR 1	SECTOR 2		SECTOR 3		LAP TIME	MPH	DIFF	TIME OF DAY	
1 -	42.001	100.4	46.953	122.4	IN PIT		7:08.702 <b>P</b>	24.93	4:58.771	13:34:33.159
2 -	OUTLAP	99.5	47.315	122.4	43.952	118.5	2:17.723	77.60	7.792	13:36:50.882
3 -	<b>40.816</b>	99.4	46.292	124.0	43.302	118.5	2:10.410	81.95	0.479	13:39:01.292
4 -	41.024	<b>104.5</b>	46.157	122.9	43.158	118.3	2:10.339 <b>(3)</b>	82.00	0.408	13:41:11.631
5 -	41.096	103.8	46.186	124.0	<b>43.023</b>	118.7	2:10.305 <b>(2)</b>	82.02	0.374	13:43:21.936
6 -	41.001	102.6	<b>45.742</b>	<b>126.3</b>	43.188	<b>119.6</b>	<b>2:09.931 (1)</b>	<b>82.25</b>		<b>13:45:31.867</b>

<b>P19 11 Joseph THOMAS</b>		Honda - Moto UK Racing								
LAP	SECTOR 1	SECTOR 2		SECTOR 3		LAP TIME	MPH	DIFF	TIME OF DAY	
1 -	41.434	<b>107.7</b>	45.645	<b>122.6</b>	44.196	112.9	2:11.275 <b>(2)</b>	81.41	0.841	13:29:33.688
2 -	<b>40.679</b>	106.5	<b>45.608</b>	<b>122.6</b>	44.147	112.2	<b>2:10.434 (1)</b>	<b>81.94</b>		<b>13:31:44.122</b>
3 -	41.034	106.1	46.266	121.7	IN PIT		3:07.289 <b>P</b>	57.06	56.855	13:34:51.411
4 -	OUTLAP	103.0	46.541	118.1	44.002	112.7	2:15.132	79.09	4.698	13:37:06.543
5 -	41.613	102.6	46.163	119.8	43.796	110.7	2:11.572	81.23	1.138	13:39:18.115
6 -	41.775	101.9	46.320	117.5	<b>43.451</b>	111.1	2:11.546	81.24	1.112	13:41:29.661
7 -	41.418	102.4	46.483	116.5	43.557	110.0	2:11.458 <b>(3)</b>	81.30	1.024	13:43:41.119
8 -	41.489	101.9	46.811	115.9	43.680	109.4	2:11.980	80.98	1.546	13:45:53.099

<b>P20 13 M3 Sam BURMAN</b>		Honda - WNT / Burman Racing								
LAP	SECTOR 1	SECTOR 2		SECTOR 3		LAP TIME	MPH	DIFF	TIME OF DAY	
1 -	OUTLAP	109.1	47.801	125.2	45.860	119.4	2:22.887	74.80	12.031	13:27:26.773
2 -	42.562	110.0	47.119	127.0	44.815	119.1	2:14.496	79.46	3.640	13:29:41.269
3 -	42.196	111.1	46.729	<b>128.3</b>	44.449	117.5	2:13.374	80.13	2.518	13:31:54.643
4 -	41.621	<b>111.6</b>	46.729	126.8	44.696	118.9	2:13.046	80.33	2.190	13:34:07.689
5 -	42.562	109.1	46.217	126.1	44.479	118.5	2:13.258	80.20	2.402	13:36:20.947
6 -	41.749	109.1	46.553	125.2	43.939	<b>119.6</b>	2:12.241	80.82	1.385	13:38:33.188
7 -	<b>41.024</b>	110.7	46.356	126.6	44.579	118.7	2:11.959 <b>(3)</b>	80.99	1.103	13:40:45.147
8 -	41.075	<b>111.6</b>	46.052	125.6	<b>43.729</b>	118.7	<b>2:10.856 (1)</b>	<b>81.67</b>		<b>13:42:56.003</b>
9 -	41.145	111.1	<b>45.769</b>	126.8	44.296	118.9	2:11.210 <b>(2)</b>	81.45	0.354	13:45:07.213

<b>P21 127 Georgina POLDEN</b>		Honda - RS Racing								
LAP	SECTOR 1	SECTOR 2		SECTOR 3		LAP TIME	MPH	DIFF	TIME OF DAY	
1 -	OUTLAP	99.5	47.639	120.2	45.839	120.9	2:25.091	73.66	14.103	13:27:33.453

Snetterton 300  
 Circuit Length = 2.9689 miles  
 Start: 13:25 Flag 13:45 End: 13:47

Weather / Track : Sunny / Dry

**MCRCB BULLETIN TK032**

**2014 MCE British Superbike Championship - Round 3**

**2014 Motul British Motostar Championship**

**FREE PRACTICE 2 - SECTOR ANALYSIS**

SECTOR 1 = FL to I1, SECTOR 2 = I1 to I2, SECTOR 3 = I2 to FL, DIFF = Difference To Personal Best Lap

2 -	41.094	97.2	47.599	128.8	44.295	120.9	2:12.988	80.36	2.000	13:29:46.441
3 -	41.634	93.9	48.783	122.2	43.634	119.1	2:14.051	79.73	3.063	13:32:00.492
4 -	40.911	102.7	46.744	<b>129.5</b>	44.189	119.8	2:11.844 (2)	81.06	0.856	13:34:12.336
5 -	41.319	95.3	46.737	126.3	44.514	121.3	2:12.570	80.62	1.582	13:36:24.906
6 -	41.397	105.8	47.084	127.3	<b>43.633</b>	120.4	2:12.114 (3)	80.90	1.126	13:38:37.020
7 -	40.945	<b>110.0</b>	47.214	120.2	46.613	118.7	2:14.772	79.30	3.784	13:40:51.792
8 -	41.681	97.5	47.379	126.6	43.782	<b>121.7</b>	2:12.842	80.45	1.854	13:43:04.634
9 -	<b>40.736</b>	102.6	<b>46.461</b>	126.8	43.791	113.3	<b>2:10.988 (1)</b>	<b>81.59</b>		<b>13:45:15.622</b>

<b>P22</b>	<b>74</b>	<b>M3</b>	<b>Joe THOMPSON</b>				Repli-Cast - Repli-Cast UK			
LAP	SECTOR 1		SECTOR 2		SECTOR 3		LAP TIME	MPH	DIFF	TIME OF DAY
1 -	OUTLAP	93.2	52.092	96.0	50.789	105.0	4:52.643	36.52	2:41.247	13:30:07.916
2 -	44.994	99.7	49.459	105.3	48.012	109.6	2:22.465	75.02	11.069	13:32:30.381
3 -	43.424	<b>101.2</b>	48.781	110.0	45.460	113.1	2:17.665	77.63	6.269	13:34:48.046
4 -	42.628	95.3	47.533	112.5	44.528	115.9	2:14.689	79.35	3.293	13:37:02.735
5 -	42.212	97.1	47.622	118.9	44.706	115.1	2:14.540	79.44	3.144	13:39:17.275
6 -	41.853	99.5	47.196	113.1	44.300	<b>116.9</b>	2:13.349 (3)	80.15	1.953	13:41:30.624
7 -	41.488	99.7	46.749	119.1	44.150	114.1	2:12.387 (2)	80.73	0.991	13:43:43.011
8 -	<b>41.314</b>	<b>101.2</b>	<b>46.412</b>	<b>121.7</b>	<b>43.670</b>	115.7	<b>2:11.396 (1)</b>	<b>81.34</b>		<b>13:45:54.407</b>

<b>P23</b>	<b>88</b>	<b>Wesley JONKER</b>				Honda - Racing Family				
LAP	SECTOR 1		SECTOR 2		SECTOR 3		LAP TIME	MPH	DIFF	TIME OF DAY
1 -	OUTLAP	106.8	47.684	121.3	45.618	115.3	2:25.357	73.52	13.783	13:27:30.815
2 -	42.813	109.8	46.197	<b>125.6</b>	45.075	116.5	2:14.085	79.71	2.511	13:29:44.900
3 -	42.993	107.3	47.265	124.9	44.688	113.7	2:14.946	79.20	3.372	13:31:59.846
4 -	<b>41.601</b>	<b>110.5</b>	<b>46.104</b>	125.2	43.869	116.3	<b>2:11.574 (1)</b>	<b>81.23</b>		<b>13:34:11.420</b>
5 -	42.002	107.8	47.269	120.6	44.773	<b>117.7</b>	2:14.044 (3)	79.73	2.470	13:36:25.464
6 -	42.327	107.7	46.543	122.9	IN PIT		5:38.764 <b>P</b>	31.55	3:27.190	13:42:04.228
7 -	OUTLAP	102.6	48.113	122.6	<b>43.593</b>	116.5	2:20.865	75.87	9.291	13:44:25.093
8 -	41.656	107.7	46.234	122.6	43.752	114.9	2:11.642 (2)	81.19	0.068	13:46:36.735

<b>P24</b>	<b>19</b>	<b>Kai JOHNSON</b>				Nykos - Kinpac Racing				
LAP	SECTOR 1		SECTOR 2		SECTOR 3		LAP TIME	MPH	DIFF	TIME OF DAY
1 -	OUTLAP	98.6	48.695	108.5	46.510	113.1	2:25.451	73.48	13.520	13:27:38.948
2 -	43.680	<b>107.5</b>	47.746	107.5	45.205	111.4	2:16.631	78.22	4.700	13:29:55.579
3 -	43.109	97.8	48.341	116.3	44.788	111.2	2:16.238	78.45	4.307	13:32:11.817
4 -	42.846	98.9	46.571	116.9	44.375	111.2	2:13.792	79.88	1.861	13:34:25.609
5 -	43.139	106.0	46.664	<b>120.0</b>	44.720	115.3	2:14.523	79.45	2.592	13:36:40.132
6 -	41.998	104.2	46.430	114.5	44.830	<b>115.9</b>	2:13.258 (3)	80.20	1.327	13:38:53.390
7 -	42.313	100.3	46.414	119.6	44.436	115.3	2:13.163 (2)	80.26	1.232	13:41:06.553
8 -	41.927	102.9	46.721	107.3	45.752	113.7	2:14.400	79.52	2.469	13:43:20.953
9 -	<b>41.576</b>	100.1	<b>46.362</b>	<b>120.0</b>	<b>43.993</b>	114.9	<b>2:11.931 (1)</b>	<b>81.01</b>		<b>13:45:32.884</b>

<b>P25</b>	<b>84</b>	<b>Daniel HERMANSSON</b>				TSR Luyten - FPW Racing				
LAP	SECTOR 1		SECTOR 2		SECTOR 3		LAP TIME	MPH	DIFF	TIME OF DAY
1 -	OUTLAP	100.0	49.429	111.6	47.829	117.1	2:35.378	68.78	23.223	13:27:39.554
2 -	44.588	105.6	47.416	112.0	45.910	116.7	2:17.914	77.49	5.759	13:29:57.468
3 -	42.915	99.7	46.889	112.4	45.149	114.1	2:14.953	79.19	2.798	13:32:12.421
4 -	43.044	<b>109.6</b>	<b>46.413</b>	118.9	44.112	116.1	2:13.569	80.01	1.414	13:34:25.990
5 -	42.412	107.7	46.464	121.5	44.695	<b>117.3</b>	2:13.571	80.01	1.416	13:36:39.561
6 -	41.693	108.0	46.749	122.4	45.007	116.3	2:13.449 (3)	80.09	1.294	13:38:53.010
7 -	41.852	107.7	46.819	122.0	44.384	117.1	2:13.055 (2)	80.32	0.900	13:41:06.065
8 -	<b>41.596</b>	107.7	47.349	120.6	44.641	116.9	2:13.586	80.00	1.431	13:43:19.651
9 -	41.613	108.0	46.493	<b>122.9</b>	<b>44.049</b>	116.9	<b>2:12.155 (1)</b>	<b>80.87</b>		<b>13:45:31.806</b>

<b>P26</b>	<b>124</b>	<b>Tasia RODINK</b>				Honda - Promemo Racing				
LAP	SECTOR 1		SECTOR 2		SECTOR 3		LAP TIME	MPH	DIFF	TIME OF DAY
1 -	OUTLAP	104.0	47.987	116.7	IN PIT		5:22.206 <b>P</b>	33.17	3:08.883	13:30:40.603
2 -	OUTLAP	90.8	49.281	118.5	46.397	114.5	2:25.833	73.28	12.510	13:33:06.436
3 -	45.803	74.1	50.979	106.5	IN PIT		7:53.516 <b>P</b>	22.57	5:40.193	13:40:59.952

Snetterton 300  
 Circuit Length = 2.9689 miles  
 Start: 13:25 Flag 13:45 End: 13:47

MCRCB BULLETIN TK032

2014 MCE British Superbike Championship - Round 3

2014 Motul British Motostar Championship

FREE PRACTICE 2 - SECTOR ANALYSIS

SECTOR 1 = FL to I1, SECTOR 2 = I1 to I2, SECTOR 3 = I2 to FL, DIFF = Difference To Personal Best Lap

4 -	OUTLAP	97.9	48.154	122.9	44.844	117.5	2:28.258	72.09	14.935	13:43:28.210
5 -	<b>42.350</b>	<b>105.6</b>	<b>46.617</b>	<b>124.0</b>	<b>44.356</b>	<b>117.7</b>	<b>2:13.323 (1)</b>	<b>80.16</b>		<b>13:45:41.533</b>

<b>P27</b>	<b>47</b>	<b>Jake ARCHER</b>					Honda - Jake Archer Racing				
LAP	SECTOR 1	SECTOR 2	SECTOR 3	LAP TIME	MPH	DIFF	TIME OF DAY				
1 -	OUTLAP	106.1	49.593	<b>125.6</b>	45.866	115.7	2:24.411	74.01	11.069	13:27:28.878	
2 -	43.104	<b>109.6</b>	47.507	125.4	44.998	115.5	2:15.609	78.81	2.267	13:29:44.487	
3 -	43.370	107.3	51.435	124.9	IN PIT		3:32.613	<b>P</b>	50.27	1:19.271	13:33:17.100
4 -	OUTLAP	107.5	48.829	120.9	45.053	113.3	2:23.178	74.64	9.836	13:35:40.278	
5 -	43.420	103.0	48.030	120.6	44.556	115.1	2:16.006	78.58	2.664	13:37:56.284	
6 -	42.784	104.2	47.738	120.4	44.220	115.9	2:14.742	79.32	1.400	13:40:11.026	
7 -	42.912	104.6	47.335	123.1	44.226	<b>116.3</b>	2:14.473	<b>(3)</b>	79.48	1.131	13:42:25.499
8 -	42.732	107.5	47.763	122.4	43.873	116.1	2:14.368	<b>(2)</b>	79.54	1.026	13:44:39.867
9 -	<b>42.609</b>	107.3	<b>46.991</b>	125.4	<b>43.742</b>	115.1	<b>2:13.342 (1)</b>	<b>80.15</b>		<b>13:46:53.209</b>	

<b>P28</b>	<b>44</b>	<b>Jake BAYFORD</b>					Honda - Intek Adhesives by SGR Racing				
LAP	SECTOR 1	SECTOR 2	SECTOR 3	LAP TIME	MPH	DIFF	TIME OF DAY				
1 -	OUTLAP	97.8	50.092	118.1	45.144	113.1	2:28.715	71.86	15.157	13:27:49.113	
2 -	43.167	99.4	49.429	93.8	IN PIT		3:20.064	<b>P</b>	53.42	1:06.506	13:31:09.177
3 -	OUTLAP	101.6	47.983	<b>120.4</b>	45.595	111.8	2:25.499	73.45	11.941	13:33:34.676	
4 -	42.176	104.0	<b>47.348</b>	119.8	44.351	111.4	2:13.875	<b>(2)</b>	79.83	0.317	13:35:48.551
5 -	42.305	103.8	47.361	118.3	44.454	112.9	2:14.120	<b>(3)</b>	79.69	0.562	13:38:02.671
6 -	41.937	104.2	48.895	117.5	IN PIT		3:06.508	<b>P</b>	57.30	52.950	13:41:09.179
7 -	OUTLAP	98.8	49.251	118.1	44.856	<b>113.9</b>	2:24.027	74.20	10.469	13:43:33.206	
8 -	<b>41.809</b>	<b>105.0</b>	47.818	117.5	<b>43.931</b>	113.3	<b>2:13.558 (1)</b>	<b>80.02</b>		<b>13:45:46.764</b>	

<b>P29</b>	<b>90</b>	<b>Greg GREENWOOD</b>					Luyten Honda - FPW Racing				
LAP	SECTOR 1	SECTOR 2	SECTOR 3	LAP TIME	MPH	DIFF	TIME OF DAY				
1 -	OUTLAP	108.2	48.306	124.5	45.312	<b>119.1</b>	2:22.671	74.91	9.109	13:27:27.307	
2 -	42.671	110.3	47.456	<b>126.8</b>	44.501	116.3	2:14.628	79.38	1.066	13:29:41.935	
3 -	42.677	107.7	47.422	126.3	44.402	114.7	2:14.501	79.46	0.939	13:31:56.436	
4 -	42.110	<b>111.4</b>	<b>47.028</b>	124.9	44.741	115.9	2:13.879	79.83	0.317	13:34:10.315	
5 -	42.091	109.2	47.271	123.1	44.429	115.7	2:13.791	<b>(3)</b>	79.88	0.229	13:36:24.106
6 -	42.154	108.2	47.116	122.4	44.956	115.3	2:14.226	79.62	0.664	13:38:38.332	
7 -	42.128	107.8	47.046	122.6	44.388	117.7	<b>2:13.562 (1)</b>	<b>80.02</b>		<b>13:40:51.894</b>	
8 -	<b>41.948</b>	105.1	47.402	125.2	<b>44.377</b>	116.7	2:13.727	<b>(2)</b>	79.92	0.165	13:43:05.621
9 -	42.428	105.5	47.318	123.5	44.452	114.9	2:14.198	79.64	0.636	13:45:19.819	

<b>P30</b>	<b>3</b>	<b>Alex PLATT</b>					Honda - Century 21 / Cresswell Racing				
LAP	SECTOR 1	SECTOR 2	SECTOR 3	LAP TIME	MPH	DIFF	TIME OF DAY				
1 -	OUTLAP	92.3	54.249	115.9	49.406	108.7	2:48.094	63.58	32.186	13:28:27.985	
2 -	46.373	104.6	50.463	112.2	47.852	110.5	2:24.688	73.86	8.780	13:30:52.673	
3 -	45.027	93.9	50.743	113.5	IN PIT		3:06.792	<b>P</b>	57.21	50.884	13:33:59.465
4 -	OUTLAP	98.2	49.555	118.5	45.240	113.1	2:25.703	73.35	9.795	13:36:25.168	
5 -	43.735	98.9	48.915	114.3	46.251	113.1	2:18.901	<b>(3)</b>	76.94	2.993	13:38:44.069
6 -	44.003	99.4	49.485	114.5	45.650	111.2	2:19.138	76.81	3.230	13:41:03.207	
7 -	43.760	102.1	48.178	116.1	45.459	113.1	2:17.397	<b>(2)</b>	77.78	1.489	13:43:20.604
8 -	<b>43.194</b>	<b>106.3</b>	<b>47.707</b>	<b>120.2</b>	<b>45.007</b>	<b>113.3</b>	<b>2:15.908 (1)</b>	<b>78.64</b>		<b>13:45:36.512</b>	

<b>P31</b>	<b>2</b>	<b>Ian RAYBON</b>					KTM - Century 21 / Cresswell Racing				
LAP	SECTOR 1	SECTOR 2	SECTOR 3	LAP TIME	MPH	DIFF	TIME OF DAY				
1 -	OUTLAP	90.6	50.666	114.7	46.950	<b>110.3</b>	2:31.690	70.46	14.633	13:27:53.913	
2 -	43.156	<b>98.3</b>	48.687	<b>116.5</b>	46.895	108.5	2:18.738	<b>(2)</b>	77.03	1.681	13:30:12.651
3 -	<b>42.996</b>	98.2	<b>48.248</b>	115.5	<b>45.813</b>	107.0	<b>2:17.057 (1)</b>	<b>77.98</b>		<b>13:32:29.708</b>	
4 -	44.780	88.4	50.485	97.5	IN PIT		6:50.257	<b>P</b>	26.05	4:33.200	13:39:19.965

<b>P32</b>	<b>7</b>	<b>Jamie ASHBY</b>					Honda - JPA Racing / SP125				
LAP	SECTOR 1	SECTOR 2	SECTOR 3	LAP TIME	MPH	DIFF	TIME OF DAY				
1 -	OUTLAP	97.5	52.433	117.3	49.395	110.9	2:36.102	68.46	18.427	13:28:53.153	

Weather / Track : Sunny / Dry

Snetterton 300  
Circuit Length = 2.9689 miles  
Start: 13:25 Flag 13:45 End: 13:47

**MCRCB BULLETIN TK032**

**2014 MCE British Superbike Championship - Round 3**

**2014 Motul British Motostar Championship**

**FREE PRACTICE 2 - SECTOR ANALYSIS**

SECTOR 1 = FL to I1, SECTOR 2 = I1 to I2, SECTOR 3 = I2 to FL, DIFF = Difference To Personal Best Lap

2 -	44.933	102.4	49.687	<b>122.4</b>	47.512	112.9	2:22.132	75.19	4.457	13:31:15.285
3 -	43.712	<b>105.6</b>	49.492	122.0	46.798	113.5	2:20.002 <b>(3)</b>	76.34	2.327	13:33:35.287
4 -	43.510	99.2	49.793	120.4	IN PIT		4:40.356 <b>P</b>	38.12	2:22.681	13:38:15.643
5 -	OUTLAP	96.1	50.075	119.8	46.891	114.1	2:29.789	71.35	12.114	13:40:45.432
6 -	43.638	98.9	<b>48.904</b>	121.5	46.568	114.9	2:19.110 <b>(2)</b>	76.83	1.435	13:43:04.542
7 -	<b>43.080</b>	99.4	49.024	121.3	<b>45.571</b>	<b>115.7</b>	<b>2:17.675 (1)</b>	<b>77.63</b>		<b>13:45:22.217</b>

<b>P33</b>	<b>6</b>	<b>Taz TAYLOR</b>	Luyten Honda - FPW Racing / Hookless Holidays							
------------	----------	-------------------	---	--	--	--	--	--	--	--

LAP	SECTOR 1	SECTOR 2	SECTOR 3	LAP TIME	MPH	DIFF	TIME OF DAY			
1 -				2:36.131 <b>(2)</b>	68.45	15.559	13:33:14.329			
2 -			0.5	<b>2:20.572 (1)</b>	<b>76.03</b>		<b>13:35:34.901</b>			
3 -			IN PIT	2:58.321 <b>P</b>	59.93	37.749	13:38:33.222			
4 -	OUTLAP	<b>105.3</b>	46.671	124.0	<b>43.884</b>	118.1	2:15.337	78.97		13:40:48.559
5 -	<b>42.307</b>	103.7	46.923	125.4	IN PIT		2:44.295 <b>P</b>	65.05	23.723	13:43:32.854
6 -	OUTLAP	103.7	<b>46.039</b>	<b>126.3</b>	43.889	<b>119.8</b>	2:13.964	79.78		13:45:46.818

<b>P34</b>	<b>4</b>	<b>Louis VALLELEY</b>	KTM - Century 21 / Cresswell Racing							
------------	----------	-----------------------	-------------------------------------	--	--	--	--	--	--	--

LAP	SECTOR 1	SECTOR 2	SECTOR 3	LAP TIME	MPH	DIFF	TIME OF DAY			
1 -	OUTLAP	<b>91.4</b>	52.239	108.5	48.701	108.0	2:36.827	68.15	10.806	13:28:34.173
2 -	<b>46.334</b>	86.8	<b>51.756</b>	<b>112.4</b>	<b>47.931</b>	<b>111.8</b>	<b>2:26.021 (1)</b>	<b>73.19</b>		<b>13:31:00.194</b>

**MCRCB BULLETIN TK033****2014 MCE British Superbike Championship - Round 3****2014 Motul British Motostar Championship****FREE PRACTICE 2 - BEST SPEEDS**

POS	SECTOR 1			SECTOR 2			FINISH LINE		
	NO	NAME	MPH	NO	NAME	MPH	NO	NAME	MPH
1	66	Joe IRVING	116.3	66	Joe IRVING	133.1	66	Joe IRVING	124.7
2	61	Ernst DUBBINK	115.7	42	James HOBSON	131.0	42	James HOBSON	124.5
3	42	James HOBSON	114.7	61	Ernst DUBBINK	130.3	61	Ernst DUBBINK	122.2
4	28	Bradley RAY	114.5	28	Bradley RAY	129.5	127	Georgina POLDEN	121.7
5	86	Charlie NESBITT	113.3	69	Tom BOOTH-AMOS	129.5	28	Bradley RAY	120.6
6	12	Edward RENDELL	113.1	127	Georgina POLDEN	129.5	17	James FLITCROFT	120.4
7	142	Brian SLOOTEN	112.7	142	Brian SLOOTEN	129.5	142	Brian SLOOTEN	120.4
8	65	Josh OWENS	112.2	65	Josh OWENS	129.0	86	Charlie NESBITT	120.2
9	17	James FLITCROFT	111.8	13	Sam BURMAN	128.3	65	Josh OWENS	120.0
10	69	Tom BOOTH-AMOS	111.8	17	James FLITCROFT	128.3	6	Taz TAYLOR	119.8
11	13	Sam BURMAN	111.6	86	Charlie NESBITT	128.0	13	Sam BURMAN	119.6
12	36	Jayson URIBE	111.4	90	Greg GREENWOOD	126.8	36	Jayson URIBE	119.6
13	90	Greg GREENWOOD	111.4	36	Jayson URIBE	126.6	69	Tom BOOTH-AMOS	119.6
14	25	Mike BROUWERS	110.9	43	Arnie SHELTON	126.6	79	Chris TAYLOR	119.6
15	43	Arnie SHELTON	110.9	6	Taz TAYLOR	126.3	90	Greg GREENWOOD	119.1
16	64	Asher DURHAM	110.5	79	Chris TAYLOR	126.3	64	Asher DURHAM	118.1
17	88	Wesley JONKER	110.5	12	Edward RENDELL	125.6	43	Arnie SHELTON	117.7
18	72	Alex PERSSON	110.3	47	Jake ARCHER	125.6	88	Wesley JONKER	117.7
19	35	Elliot LODGE	110.1	88	Wesley JONKER	125.6	124	Tasia RODINK	117.7
20	127	Georgina POLDEN	110.0	35	Elliot LODGE	124.2	84	Daniel HERMANSSON	117.3
21	47	Jake ARCHER	109.6	64	Asher DURHAM	124.2	12	Edward RENDELL	117.1
22	84	Daniel HERMANSSON	109.6	124	Tasia RODINK	124.0	74	Joe THOMPSON	116.9
23	164	Anthony ALONSO	108.0	72	Alex PERSSON	123.3	47	Jake ARCHER	116.3
24	11	Joseph THOMAS	107.7	84	Daniel HERMANSSON	122.9	19	Kai JOHNSON	115.9
25	19	Kai JOHNSON	107.5	11	Joseph THOMAS	122.6	7	Jamie ASHBY	115.7
26	3	Alex PLATT	106.3	7	Jamie ASHBY	122.4	72	Alex PERSSON	115.7
27	7	Jamie ASHBY	105.6	25	Mike BROUWERS	122.2	25	Mike BROUWERS	114.9
28	124	Tasia RODINK	105.6	74	Joe THOMPSON	121.7	35	Elliot LODGE	114.9
29	6	Taz TAYLOR	105.3	164	Anthony ALONSO	121.5	11	Joseph THOMAS	114.1
30	44	Jake BAYFORD	105.0	44	Jake BAYFORD	120.4	44	Jake BAYFORD	113.9
31	79	Chris TAYLOR	104.5	3	Alex PLATT	120.2	164	Anthony ALONSO	113.5
32	74	Joe THOMPSON	101.2	19	Kai JOHNSON	120.0	3	Alex PLATT	113.3
33	2	Ian RAYBON	98.3	2	Ian RAYBON	116.5	4	Louis VALLELEY	111.8
34	4	Louis VALLELEY	91.4	4	Louis VALLELEY	112.4	2	Ian RAYBON	110.3

Weather / Track : Sunny / Dry

Snetterton 300

Circuit Length = 2.9689 miles

Start: 13:25 Flag 13:45 End: 13:47

Results can be found at [www.tsl-timing.com](http://www.tsl-timing.com)

Printed - 13:50 Friday, 13 June 2014

# MCRCB BULLETIN TK034

## 2014 MCE British Superbike Championship - Round 3

### 2014 Motul British Motostar Championship

#### FREE PRACTICE 2 - BEST SECTORS

SECTOR 1			SECTOR 2			SECTOR 3			IDEAL / BEST COMPARISON						
POS	NO	NAME	TIME	NO	NAME	TIME	NO	NAME	TIME	POS	NO	NAME	IDEAL	BEST	DIFF
1	28	RAY	38.186	28	RAY	43.019	28	RAY	40.158						
2	66	IRVING	38.308	66	IRVING	43.304	66	IRVING	40.610	1	28	RAY	2:01.363	2:01.527	0.164
3	12	RENDELL	38.735	61	DUBBINK	43.605	42	HOBSON	40.724	2	66	IRVING	2:02.222	2:02.457	0.235
4	42	HOBSON	38.869	12	RENDELL	43.686	12	RENDELL	40.880	3	12	RENDELL	2:03.301	2:03.814	0.513
5	61	DUBBINK	39.012	42	HOBSON	43.822	17	FLITCROFT	40.995	4	42	HOBSON	2:03.415	2:03.415	0.000
6	17	FLITCROFT	39.161	69	BOOTH-AMOS	44.223	61	DUBBINK	41.122	5	61	DUBBINK	2:03.739	2:03.926	0.187
7	69	BOOTH-AMOS	39.237	86	NESBITT	44.287	69	BOOTH-AMOS	41.236	6	69	BOOTH-AMOS	2:04.696	2:05.411	0.715
8	86	NESBITT	39.332	36	URIBE	44.301	36	URIBE	41.292	7	17	FLITCROFT	2:04.972	2:04.981	0.009
9	36	URIBE	39.477	17	FLITCROFT	44.816	86	NESBITT	41.759	8	36	URIBE	2:05.070	2:05.070	0.000
10	65	OWENS	39.777	35	LODGE	44.821	35	LODGE	42.129	9	86	NESBITT	2:05.378	2:05.650	0.272
11	35	LODGE	39.811	142	SLOOTEN	44.951	65	OWENS	42.285	10	35	LODGE	2:06.761	2:06.831	0.070
12	64	DURHAM	40.191	65	OWENS	45.145	25	BROUWERS	42.312	11	65	OWENS	2:07.207	2:07.316	0.109
13	72	PERSSON	40.217	64	DURHAM	45.193	164	ALONSO	42.316	12	64	DURHAM	2:07.839	2:08.339	0.500
14	164	ALONSO	40.247	72	PERSSON	45.382	64	DURHAM	42.455	13	72	PERSSON	2:08.268	2:08.548	0.280
15	142	SLOOTEN	40.460	25	BROUWERS	45.589	43	SHELTON	42.667	14	164	ALONSO	2:08.340	2:08.626	0.286
16	25	BROUWERS	40.464	11	THOMAS	45.608	72	PERSSON	42.669	15	25	BROUWERS	2:08.365	2:09.087	0.722
17	43	SHELTON	40.593	43	SHELTON	45.741	142	SLOOTEN	42.975	16	142	SLOOTEN	2:08.386	2:09.701	1.315
18	11	THOMAS	40.679	79	TAYLOR	45.742	79	TAYLOR	43.023	17	43	SHELTON	2:09.001	2:09.001	0.000
19	127	POLDEN	40.736	13	BURMAN	45.769	11	THOMAS	43.451	18	79	TAYLOR	2:09.581	2:09.931	0.350
20	79	TAYLOR	40.816	164	ALONSO	45.777	88	JONKER	43.593	19	11	THOMAS	2:09.738	2:10.434	0.696
21	13	BURMAN	41.024	6	TAYLOR	46.039	127	POLDEN	43.633	20	13	BURMAN	2:10.522	2:10.856	0.334
22	74	THOMPSON	41.314	88	JONKER	46.104	74	THOMPSON	43.670	21	127	POLDEN	2:10.830	2:10.988	0.158
23	19	JOHNSON	41.576	19	JOHNSON	46.362	13	BURMAN	43.729	22	88	JONKER	2:11.298	2:11.574	0.276
24	84	HERMANSSON	41.596	74	THOMPSON	46.412	47	ARCHER	43.742	23	74	THOMPSON	2:11.396	2:11.396	0.000
25	88	JONKER	41.601	84	HERMANSSON	46.413	6	TAYLOR	43.884	24	19	JOHNSON	2:11.931	2:11.931	0.000
26	44	BAYFORD	41.809	127	POLDEN	46.461	44	BAYFORD	43.931	25	84	HERMANSSON	2:12.058	2:12.155	0.097
27	90	GREENWOOD	41.948	124	RODINK	46.617	19	JOHNSON	43.993	26	6	TAYLOR	2:12.230	2:20.572	8.342
28	6	TAYLOR	42.307	47	ARCHER	46.991	84	HERMANSSON	44.049	27	44	BAYFORD	2:13.088	2:13.558	0.470
29	124	RODINK	42.350	90	GREENWOOD	47.028	124	RODINK	44.356	28	124	RODINK	2:13.323	2:13.323	0.000
30	47	ARCHER	42.609	44	BAYFORD	47.348	90	GREENWOOD	44.377	29	47	ARCHER	2:13.342	2:13.342	0.000
31	2	RAYBON	42.996	3	PLATT	47.707	3	PLATT	45.007	30	90	GREENWOOD	2:13.353	2:13.562	0.209
32	7	ASHBY	43.080	2	RAYBON	48.248	7	ASHBY	45.571	31	3	PLATT	2:15.908	2:15.908	0.000
33	3	PLATT	43.194	7	ASHBY	48.904	2	RAYBON	45.813	32	2	RAYBON	2:17.057	2:17.057	0.000
34	4	VALLELEY	46.334	4	VALLELEY	51.756	4	VALLELEY	47.931	33	7	ASHBY	2:17.555	2:17.675	0.120
										34	4	VALLELEY	2:26.021	2:26.021	0.000

Weather / Track : Sunny / Dry

Results can be found at [www.tsl-timing.com](http://www.tsl-timing.com)

Snetterton 300

Circuit Length = 2.9689 miles

Start: 13:25 Flag 13:45 End: 13:47

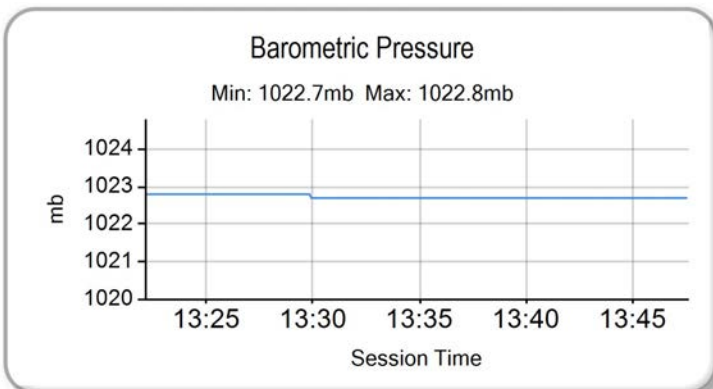
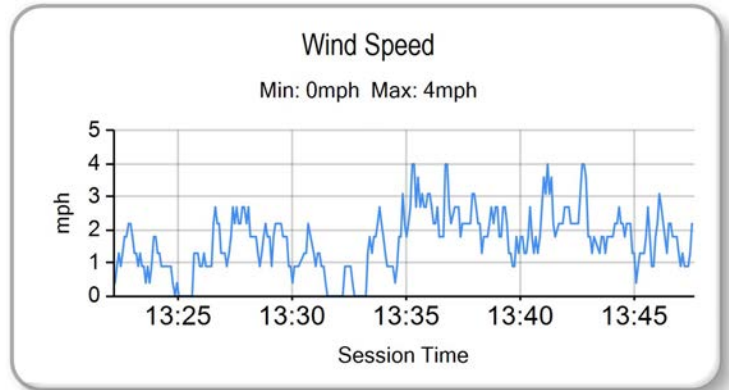
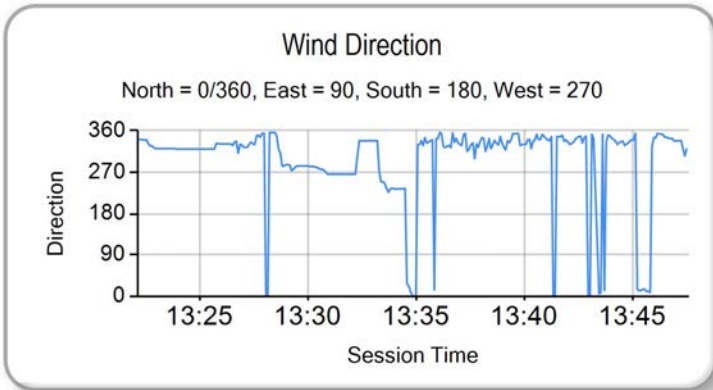
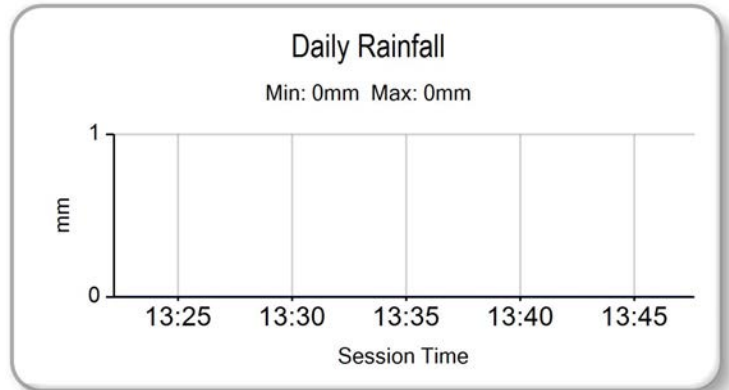
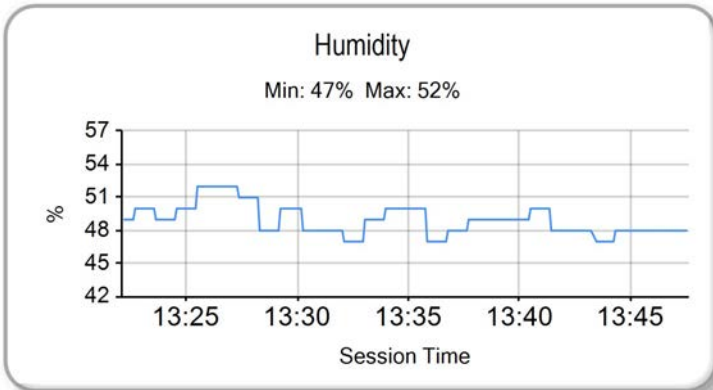
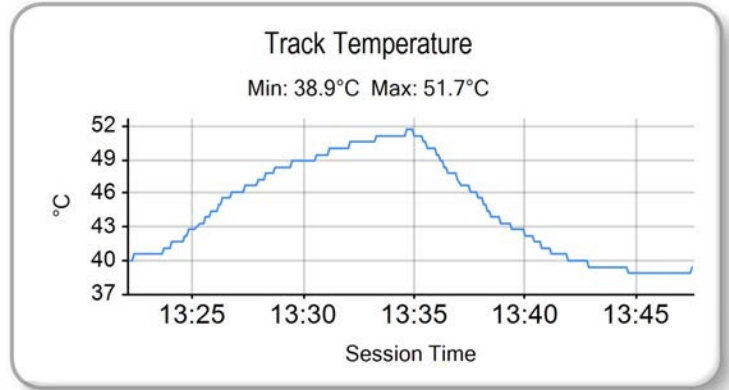
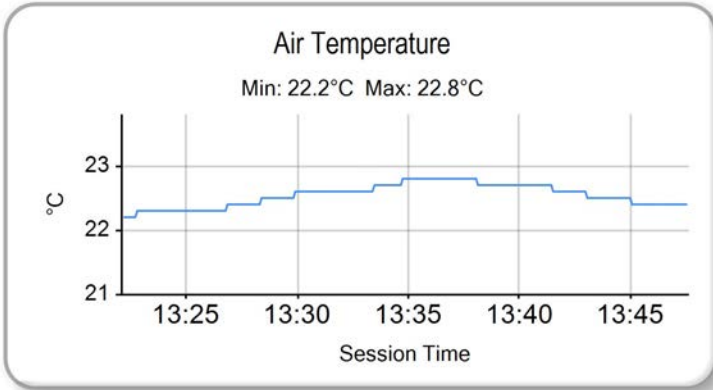
Printed - 13:50 Friday, 13 June 2014

# MCRCB BULLETIN TK035

## 2014 MCE British Superbike Championship - Round 3

## 2014 Motul British Motostar Championship

### FREE PRACTICE 2 - WEATHER CONDITIONS



Weather / Track : Sunny / Dry

Results can be found at [www.tsl-timing.com](http://www.tsl-timing.com)

Snetterton 300  
Circuit Length = 2.9689 miles  
Start: 13:25 Flag 13:45 End: 13:47

Printed - 13:51 Friday, 13 June 2014



POS	NO	CL	PIC NAME	ENTRY	TIME	ON	LAPS	GAP	DIFF	MPH
1	66	M3	1 Joe IRVING	KTM - Redline KTM	2:02.247	6	11			87.43
2	42	M3	2 James HOBSON	Honda - Two 4 Motorsport	2:02.355	10	12	0.108	0.108	87.35
3	17		1 James FLITCROFT	Nykos - Kinpac Racing	2:03.643	11	11	1.396	1.288	86.44
4	28		2 Bradley RAY	EE125 - FAB-Racing	2:03.728	4	5	1.481	0.085	86.38
5	86	M3	3 Charlie NESBITT	Repli-Cast - Repli-Cast UK	2:04.099	5	11	1.852	0.371	86.12
6	34	M3	4 Jordan WEAVING	KTM - Jordan Racing / Burkert	2:04.207	11	12	1.960	0.108	86.05
7	61	M3	5 Ernst DUBBINK	Honda - Ernst Dubbink Racing	2:04.417	9	11	2.170	0.210	85.90
8	36	M3	6 Jayson URIBE	Honda - FPW Racing / RSR	2:04.548	6	11	2.301	0.131	85.81
9	164		3 Anthony ALONSO	Honda - SP125 / BARF Racing	2:05.549	10	11	3.302	1.001	85.13
10	6		4 Taz TAYLOR	Luyten Honda - FPW Racing / Hookless Holidays	2:05.992	11	11	3.745	0.443	84.83
11	72		5 Alex PERSSON	Honda - PWR / Nordgren Racing	2:06.004	10	11	3.757	0.012	84.82
12	35		6 Elliot LODGE	Honda - SP125 / Spike Racing	2:06.070	9	11	3.823	0.066	84.77
13	65		7 Josh OWENS	Honda - RCD Motorsport	2:06.291	12	12	4.044	0.221	84.63
14	25	M3	7 Mike BROUWERS	Honda - Joma / Brouwers Racing Team	2:06.807	12	12	4.560	0.516	84.28
15	64		8 Asher DURHAM	Honda - SP125Racing.com	2:06.957	10	12	4.710	0.150	84.18
16	142	M3	8 Brian SLOOTEN	Honda - Bakker Frames Holland	2:07.115	8	11	4.868	0.158	84.08
17	127		9 Georgina POLDEN	Honda - RS Racing	2:07.390	10	11	5.143	0.275	83.90
18	43		10 Arnie SHELTON	Honda - e3 Motorsport with Shelton Racing	2:07.583	9	9	5.336	0.193	83.77
19	69	M3	9 Tom BOOTH-AMOS	Honda - Ellomoto / Banks Racing	2:07.681	2	2	5.434	0.098	83.70
20	88		11 Wesley JONKER	Honda - Racing Family	2:08.129	11	11	5.882	0.448	83.41
21	19		12 Kai JOHNSON	Nykos - Kinpac Racing	2:08.705	7	11	6.458	0.576	83.04
22	79	M3	12 Chris TAYLOR	Honda - Ducati Coventry	2:08.785	4	8	6.538	0.080	82.99
23	84		13 Daniel HERMANSSON	TSR Luyten - FPW Racing	2:09.072	11	12	6.825	0.287	82.80
24	74	M3	11 Joe THOMPSON	Repli-Cast - Repli-Cast UK	2:10.043	10	12	7.796	0.971	82.18
25	124		14 Tasia RODINK	Honda - Promemo Racing	2:10.157	10	10	7.910	0.114	82.11
26	13	M3	12 Sam BURMAN	Honda - WNT / Burman Racing	2:10.376	11	12	8.129	0.219	81.97
27	90		15 Greg GREENWOOD	Luyten Honda - FPW Racing	2:10.811	10	12	8.564	0.435	81.70
28	44		16 Jake BAYFORD	Honda - Intek Adhesives by SGR Racing	2:10.940	11	11	8.693	0.129	81.62
29	2		17 Ian RAYBON	KTM - Century 21 / Cresswell Racing	2:11.613	7	10	9.366	0.673	81.20
30	11		18 Joseph THOMAS	Honda - Moto UK Racing	2:12.321	5	6	10.074	0.708	80.77
31	47		19 Jake ARCHER	Honda - Jake Archer Racing	2:12.643	12	12	10.396	0.322	80.57
32	7		20 Jamie ASHBY	Honda - JPA Racing / SP125	2:14.075	11	11	11.828	1.432	79.71
33	4		21 Louis VALLELEY	KTM - Century 21 / Cresswell Racing	2:14.414	3	11	12.167	0.339	79.51
QUALIFYING LAPTIME (110.0% of 2:02.247) = 2:14.471										
34	41		22 Milo WARD	Luyten Honda - FPW Racing	2:23.677	3	3	21.430	9.263	74.38
35	3		23 Alex PLATT	Honda - Century 21 / Cresswell Racing	2:26.902	4	4	24.655	3.225	72.75
36	12		24 Edward RENDELL	Honda - Banks Racing			1			

Weather / Track : Cloudy / Dry

These results are provisional until the conclusion of any judicial and technical matters.

Snetterton 300

Circuit Length = 2.9689 miles

Start: 10:00 Flag 10:25 End: 10:27

Race Director :	Stewards :	Timekeeper :
-----------------	------------	--------------

Results can be found at [www.britishsuperbike.com](http://www.britishsuperbike.com)

Printed - 10:28 Saturday, 14 June 2014





# MCRCB BULLETIN TK086

## 2014 MCE British Superbike Championship - Round 3

### 2014 Motul British Motostar Championship

#### QUALIFYING 1 - SECTOR ANALYSIS

SECTOR 1 = FL to I1, SECTOR 2 = I1 to I2, SECTOR 3 = I2 to FL, DIFF = Difference To Personal Best Lap

P1		66 M3	Joe IRVING		KTM - Redline KTM					
LAP	SECTOR 1		SECTOR 2		SECTOR 3		LAP TIME	MPH	DIFF	TIME OF DAY
1 -	OUTLAP	106.5	45.514	129.0	41.674	123.5	2:15.109	79.10	12.862	10:02:20.916
2 -	39.062	113.3	44.416	128.0	40.967	118.1	2:04.445	85.88	2.198	10:04:25.361
3 -	41.560	108.2	44.641	129.3	43.654	<b>125.2</b>	2:09.855	82.30	7.608	10:06:35.216
4 -	40.898	107.3	50.116	127.3	42.178	123.8	2:13.192	80.24	10.945	10:08:48.408
5 -	38.529	<b>115.1</b>	<b>43.331</b>	<b>131.5</b>	40.812	123.8	2:02.672 (3)	87.12	0.425	10:10:51.080
6 -	<b>38.330</b>	113.7	43.733	128.8	<b>40.184</b>	<b>125.2</b>	<b>2:02.247 (1)</b>	<b>87.43</b>		<b>10:12:53.327</b>
7 -	43.015	101.5	45.598	124.5	42.684	124.0	2:11.297	81.40	9.050	10:15:04.624
8 -	39.452	112.0	44.424	127.3	IN PIT		4:57.901 P	35.87	2:55.654	10:20:02.525
9 -	OUTLAP	107.8	44.353	128.3	41.229	124.5	2:08.509	83.16	6.262	10:22:11.034
10 -	38.586	114.1	43.827	129.3	41.040	123.5	2:03.453	86.57	1.206	10:24:14.487
11 -	38.484	<b>115.1</b>	43.360	130.0	40.492	<b>125.2</b>	2:02.336 (2)	87.36	0.089	10:26:16.823

P2		42 M3	James HOBSON		Honda - Two 4 Motorsport					
LAP	SECTOR 1		SECTOR 2		SECTOR 3		LAP TIME	MPH	DIFF	TIME OF DAY
1 -	OUTLAP	100.4	46.131	<b>130.3</b>	41.745	124.5	2:16.027	78.57	13.672	10:02:21.530
2 -	39.408	110.7	44.948	129.0	41.135	123.8	2:05.491	85.17	3.136	10:04:27.021
3 -	39.232	110.7	44.607	129.5	44.287	120.0	2:08.126	83.41	5.771	10:06:35.147
4 -	41.316	104.8	45.758	126.6	42.621	122.2	2:09.695	82.40	7.340	10:08:44.842
5 -	39.828	107.0	44.539	129.3	42.049	121.1	2:06.416	84.54	4.061	10:10:51.258
6 -	38.975	113.7	44.317	127.5	40.577	124.5	2:03.869	86.28	1.514	10:12:55.127
7 -	39.120	109.8	44.699	128.5	41.052	124.2	2:04.871	85.59	2.516	10:14:59.998
8 -	38.973	110.0	44.643	127.5	40.742	123.3	2:04.358	85.94	2.003	10:17:04.356
9 -	38.876	113.3	43.905	128.5	41.186	124.0	2:03.967	86.21	1.612	10:19:08.323
10 -	<b>38.644</b>	<b>114.9</b>	<b>43.480</b>	128.5	<b>40.231</b>	<b>124.9</b>	<b>2:02.355 (1)</b>	<b>87.35</b>		<b>10:21:10.678</b>
11 -	38.863	112.4	43.856	128.5	40.550	123.8	2:03.269 (2)	86.70	0.914	10:23:13.947
12 -	38.673	114.1	43.855	129.3	40.779	122.9	2:03.307 (3)	86.67	0.952	10:25:17.254

P3		17	James FLITCROFT		Nykos - Kinpac Racing					
LAP	SECTOR 1		SECTOR 2		SECTOR 3		LAP TIME	MPH	DIFF	TIME OF DAY
1 -	OUTLAP	103.0	47.774	126.6	45.343	120.0	2:22.544	74.98	18.901	10:02:31.911
2 -	40.303	111.1	45.519	125.9	42.592	121.7	2:08.414	83.23	4.771	10:04:40.325
3 -	39.556	110.7	44.641	125.2	41.220	119.6	2:05.417	85.22	1.774	10:06:45.742
4 -	39.225	110.9	45.055	122.9	IN PIT		4:19.879 P	41.12	2:16.236	10:11:05.621
5 -	OUTLAP	109.6	46.630	121.5	42.211	120.4	2:14.666	79.36	11.023	10:13:20.287
6 -	41.221	107.5	45.277	124.7	41.919	119.6	2:08.417	83.22	4.774	10:15:28.704
7 -	38.973	112.7	44.425	126.1	41.212	<b>122.0</b>	2:04.610 (2)	85.77	0.967	10:17:33.314
8 -	38.999	<b>113.3</b>	44.247	<b>128.0</b>	41.370	121.3	2:04.616 (3)	85.76	0.973	10:19:37.930
9 -	39.133	<b>113.3</b>	44.254	127.0	41.241	120.9	2:04.628	85.75	0.985	10:21:42.558
10 -	39.991	109.8	44.798	124.7	41.136	120.0	2:05.925	84.87	2.282	10:23:48.483
11 -	<b>38.879</b>	112.7	<b>44.146</b>	125.2	<b>40.618</b>	121.3	<b>2:03.643 (1)</b>	<b>86.44</b>		<b>10:25:52.126</b>

P4		28	Bradley RAY		EE125 - FAB-Racing					
LAP	SECTOR 1		SECTOR 2		SECTOR 3		LAP TIME	MPH	DIFF	TIME OF DAY
1 -	OUTLAP	108.2	45.875	124.5	IN PIT		3:46.197 P	47.25	1:42.469	10:04:32.210
2 -	OUTLAP	109.8	44.727	125.2	IN PIT		3:40.857 P	48.39	1:37.129	10:08:13.067
3 -	OUTLAP	109.4	45.026	125.2	41.192	119.4	2:11.347	81.37	7.619	10:10:24.414
4 -	<b>39.173</b>	<b>110.1</b>	<b>43.861</b>	<b>125.6</b>	<b>40.694</b>	118.7	<b>2:03.728 (1)</b>	<b>86.38</b>		<b>10:12:28.142</b>
5 -	39.241	<b>110.1</b>	44.087	123.8	40.717	<b>119.8</b>	2:04.045 (2)	86.16	0.317	10:14:32.187

P5		86 M3	Charlie NESBITT		Repli-Cast - Repli-Cast UK					
LAP	SECTOR 1		SECTOR 2		SECTOR 3		LAP TIME	MPH	DIFF	TIME OF DAY
1 -	39.423	<b>113.5</b>	45.154	125.6	41.426	120.4	2:06.003	84.82	1.904	10:04:29.054
2 -	39.158	110.0	44.834	126.8	41.872	120.0	2:05.864	84.91	1.765	10:06:34.918
3 -	41.707	105.1	46.185	118.9	42.160	<b>122.0</b>	2:10.052	82.18	5.953	10:08:44.970
4 -	39.488	112.2	44.693	126.1	42.266	113.7	2:06.447	84.52	2.348	10:10:51.417
5 -	<b>39.039</b>	112.5	44.339	<b>127.3</b>	<b>40.721</b>	<b>122.0</b>	<b>2:04.099 (1)</b>	<b>86.12</b>		<b>10:12:55.516</b>
6 -	39.452	108.5	45.062	125.2	41.004	120.0	2:05.518	85.15	1.419	10:15:01.034
7 -	39.933	112.2	44.798	125.4	41.098	120.0	2:05.829	84.94	1.730	10:17:06.863

Weather / Track : Cloudy / Dry

Snetterton 300  
Circuit Length = 2.9689 miles  
Start: 10:00 Flag 10:25 End: 10:27

**MCRCB BULLETIN TK086**

**2014 MCE British Superbike Championship - Round 3**

**2014 Motul British Motostar Championship**

**QUALIFYING 1 - SECTOR ANALYSIS**

SECTOR 1 = FL to I1, SECTOR 2 = I1 to I2, SECTOR 3 = I2 to FL, DIFF = Difference To Personal Best Lap

8 -	39.730	111.2	45.314	123.8	41.342	120.4	2:06.386	84.56	2.287	10:19:13.249
9 -	39.504	112.4	<b>44.254</b>	126.3	41.341	120.6	2:05.099 (2)	85.43	1.000	10:21:18.348
10 -	39.486	112.4	44.601	125.2	41.131	121.1	2:05.218 (3)	85.35	1.119	10:23:23.566
11 -	39.675	109.6	45.027	124.2	41.114	119.4	2:05.816	84.95	1.717	10:25:29.382

<b>P6</b>		<b>34 M3</b>		<b>Jordan WEAVING</b>		KTM - Jordan Racing / Burkert				
LAP	SECTOR 1	SECTOR 2	SECTOR 3	LAP TIME	MPH	DIFF	TIME OF DAY			
1 -	OUTLAP	88.8	48.455	112.0	43.762	120.0	2:20.140	76.26	15.933	10:02:39.187
2 -	40.114	109.2	45.847	125.4	42.382	<b>121.5</b>	2:08.343	83.27	4.136	10:04:47.530
3 -	40.480	108.9	46.014	<b>126.6</b>	41.628	<b>121.5</b>	2:08.122	83.42	3.915	10:06:55.652
4 -	40.586	108.0	44.949	121.1	41.982	119.8	2:07.517	83.81	3.310	10:09:03.169
5 -	39.868	109.4	44.674	123.5	41.747	119.6	2:06.289	84.63	2.082	10:11:09.458
6 -	39.513	109.2	44.423	123.5	41.257	120.0	2:05.193	85.37	0.986	10:13:14.651
7 -	39.122	109.8	44.257	124.9	41.179	120.2	2:04.558	85.80	0.351	10:15:19.209
8 -	43.608	93.7	47.747	118.7	41.559	120.6	2:12.914	80.41	8.707	10:17:32.123
9 -	39.116	<b>110.1</b>	44.601	121.3	41.893	120.0	2:05.610	85.08	1.403	10:19:37.733
10 -	39.137	109.4	44.234	124.5	41.103	120.0	2:04.474 (3)	85.86	0.267	10:21:42.207
<b>11 -</b>	<b>39.030</b>	109.8	44.020	124.5	41.157	120.4	<b>2:04.207 (1)</b>	<b>86.05</b>		<b>10:23:46.414</b>
12 -	39.404	<b>110.1</b>	<b>43.854</b>	123.8	<b>41.049</b>	120.9	2:04.307 (2)	85.98	0.100	10:25:50.721

<b>P7</b>		<b>61 M3</b>		<b>Ernst DUBBINK</b>		Honda - Ernst Dubbink Racing				
LAP	SECTOR 1	SECTOR 2	SECTOR 3	LAP TIME	MPH	DIFF	TIME OF DAY			
1 -	OUTLAP	91.9	51.076	86.7	49.406	106.1	2:31.543	70.52	27.126	10:02:38.393
2 -	42.409	112.2	55.650	78.1	IN PIT		3:52.186 P	46.03	1:47.769	10:06:30.579
3 -	OUTLAP	112.4	45.516	124.0	42.220	122.0	2:11.013	81.58	6.596	10:08:41.592
4 -	40.469	112.9	44.828	128.0	41.811	122.0	2:07.108	84.08	2.691	10:10:48.700
5 -	40.060	110.7	44.561	<b>130.0</b>	<b>41.215</b>	122.9	2:05.836 (3)	84.93	1.419	10:12:54.536
6 -	39.711	103.7	48.209	120.9	42.764	122.9	2:10.684	81.78	6.267	10:15:05.220
7 -	39.483	113.9	44.984	128.0	41.650	122.2	2:06.117	84.74	1.700	10:17:11.337
8 -	39.463	113.9	44.002	127.8	41.793	122.4	2:05.258 (2)	85.32	0.841	10:19:16.595
<b>9 -</b>	39.170	<b>114.5</b>	<b>43.930</b>	128.3	41.317	<b>123.3</b>	<b>2:04.417 (1)</b>	<b>85.90</b>		<b>10:21:21.012</b>
10 -	39.330	108.5	45.101	127.0	41.554	122.2	2:05.985	84.83	1.568	10:23:26.997
11 -	<b>39.005</b>	114.1	54.233	121.1	43.932	122.0	2:17.170	77.91	12.753	10:25:44.167

<b>P8</b>		<b>36 M3</b>		<b>Jayson URIBE</b>		Honda - FPW Racing / RSR				
LAP	SECTOR 1	SECTOR 2	SECTOR 3	LAP TIME	MPH	DIFF	TIME OF DAY			
1 -	OUTLAP	82.0	48.563	117.5	45.182	120.9	2:22.916	74.78	18.368	10:02:30.933
2 -	41.564	106.5	45.784	123.5	42.216	<b>121.5</b>	2:09.564	82.49	5.016	10:04:40.497
3 -	39.747	<b>110.5</b>	44.493	<b>125.2</b>	41.470	120.2	2:05.710	85.02	1.162	10:06:46.207
4 -	39.281	109.4	44.490	124.0	41.599	118.9	2:05.370	85.25	0.822	10:08:51.577
5 -	39.318	109.2	44.355	121.3	41.558	118.7	2:05.231 (3)	85.34	0.683	10:10:56.808
<b>6 -</b>	<b>39.074</b>	109.1	44.219	121.1	41.255	118.1	<b>2:04.548 (1)</b>	<b>85.81</b>		<b>10:13:01.356</b>
7 -	51.122	53.3	52.795	90.4	IN PIT		3:42.761 P	47.98	1:38.213	10:16:44.117
8 -	OUTLAP	96.9	59.257	54.5	48.232	118.3	2:35.972	68.52	31.424	10:19:20.089
9 -	40.346	108.2	45.291	122.4	41.633	119.8	2:07.270	83.97	2.722	10:21:27.359
10 -	39.377	109.4	44.815	121.3	<b>41.190</b>	119.6	2:05.382	85.24	0.834	10:23:32.741
11 -	39.415	109.4	<b>44.119</b>	124.0	41.452	120.4	2:04.986 (2)	85.51	0.438	10:25:37.727

<b>P9</b>		<b>164</b>		<b>Anthony ALONSO</b>		Honda - SP125 / BARF Racing				
LAP	SECTOR 1	SECTOR 2	SECTOR 3	LAP TIME	MPH	DIFF	TIME OF DAY			
1 -	OUTLAP	75.3	49.651	121.3	44.349	<b>119.4</b>	2:34.887	69.00	29.338	10:02:41.180
2 -	41.734	108.0	46.403	119.6	42.039	117.1	2:10.176	82.10	4.627	10:04:51.356
3 -	39.821	<b>110.3</b>	45.289	<b>125.9</b>	43.110	118.3	2:08.220	83.35	2.671	10:06:59.576
4 -	41.132	107.5	46.685	119.1	42.614	114.9	2:10.431	81.94	4.882	10:09:10.007
5 -	39.989	106.5	45.539	117.5	42.081	115.9	2:07.609	83.75	2.060	10:11:17.616
6 -	41.215	99.1	47.409	108.0	IN PIT		3:17.826 P	54.02	1:12.277	10:14:35.442
7 -	OUTLAP	95.8	46.004	122.4	42.419	116.7	2:40.240	66.70	34.691	10:17:15.682
8 -	39.763	107.2	45.192	118.3	41.820	116.5	2:06.775	84.30	1.226	10:19:22.457
9 -	39.666	107.2	44.941	119.6	41.668	116.9	2:06.275 (2)	84.64	0.726	10:21:28.732
<b>10 -</b>	<b>39.470</b>	107.7	<b>44.784</b>	118.7	<b>41.295</b>	116.3	<b>2:05.549 (1)</b>	<b>85.13</b>		<b>10:23:34.281</b>
11 -	39.555	106.8	45.190	118.5	41.595	116.3	2:06.340 (3)	84.59	0.791	10:25:40.621

Weather / Track : Cloudy / Dry

Snetterton 300  
Circuit Length = 2.9689 miles  
Start: 10:00 Flag 10:25 End: 10:27

# MCRCB BULLETIN TK086

## 2014 MCE British Superbike Championship - Round 3

### 2014 Motul British Motostar Championship

#### QUALIFYING 1 - SECTOR ANALYSIS

SECTOR 1 = FL to I1, SECTOR 2 = I1 to I2, SECTOR 3 = I2 to FL, DIFF = Difference To Personal Best Lap

P10		6		Taz TAYLOR		Luyten Honda - FPW Racing / Hookless Holidays					
LAP		SECTOR 1		SECTOR 2		SECTOR 3		LAP TIME	MPH	DIFF	TIME OF DAY
1 -	OUTLAP			48.603	114.3	46.853	120.6	2:24.709	73.85	18.717	10:02:33.245
2 -		41.465	110.5	46.744	125.6	43.732	120.0	2:11.941	81.00	5.949	10:04:45.186
3 -		41.303	111.1	45.427	124.9	42.834	119.4	2:09.564	82.49	3.572	10:06:54.750
4 -		41.459	107.5	45.288	<b>126.1</b>	42.434	120.4	2:09.181	82.73	3.189	10:09:03.931
5 -		40.048	109.1	44.774	<b>126.1</b>	42.361	120.4	2:07.183	84.03	1.191	10:11:11.114
6 -		40.349	107.7	45.690	122.4	42.387	120.0	2:08.426	83.22	2.434	10:13:19.540
7 -		39.759	110.3	44.834	123.8	41.916	119.4	2:06.509 (3)	84.48	0.517	10:15:26.049
8 -		39.826	111.6	<b>44.504</b>	124.2	41.865	<b>122.9</b>	2:06.195 (2)	84.69	0.203	10:17:32.244
9 -		39.452	110.7	44.551	124.5	IN PIT		4:58.674 P	35.78	2:52.682	10:22:30.918
10 -	OUTLAP	111.1		44.751	125.4	41.701	121.1	2:10.293	82.03	4.301	10:24:41.211
11 -		<b>39.350</b>	<b>113.3</b>	45.070	125.2	<b>41.572</b>	119.8	<b>2:05.992 (1)</b>	<b>84.83</b>		<b>10:26:47.203</b>

P11		72		Alex PERSSON		Honda - PWR / Nordgren Racing					
LAP		SECTOR 1		SECTOR 2		SECTOR 3		LAP TIME	MPH	DIFF	TIME OF DAY
1 -	OUTLAP			49.113	122.2	45.170	118.1	2:23.437	74.51	17.433	10:02:29.939
2 -		41.123	108.5	45.749	120.9	43.407	116.7	2:10.279	82.03	4.275	10:04:40.218
3 -		40.264	<b>109.4</b>	44.770	<b>124.2</b>	41.825	<b>118.3</b>	2:06.859 (3)	84.25	0.855	10:06:47.077
4 -		40.472	108.7	45.758	119.6	42.783	116.3	2:09.013	82.84	3.009	10:08:56.090
5 -		40.286	108.7	45.147	120.6	43.753	117.1	2:09.186	82.73	3.182	10:11:05.276
6 -		40.120	108.4	45.305	119.6	42.237	117.1	2:07.662	83.72	1.658	10:13:12.938
7 -		40.287	106.8	45.028	120.2	41.758	117.3	2:07.073	84.10	1.069	10:15:20.011
8 -		40.990	100.3	47.038	117.9	IN PIT		3:56.735 P	45.14	1:50.731	10:19:16.746
9 -	OUTLAP	105.1		45.626	120.9	42.221	<b>118.3</b>	2:16.828	78.11	10.824	10:21:33.574
10 -		<b>39.606</b>	<b>109.4</b>	<b>44.653</b>	120.4	41.745	117.9	<b>2:06.004 (1)</b>	<b>84.82</b>		<b>10:23:39.578</b>
11 -		39.666	108.5	44.988	120.0	<b>41.658</b>	118.1	2:06.312 (2)	84.61	0.308	10:25:45.890

P12		35		Elliot LODGE		Honda - SP125 / Spike Racing					
LAP		SECTOR 1		SECTOR 2		SECTOR 3		LAP TIME	MPH	DIFF	TIME OF DAY
1 -	OUTLAP			48.224	122.2	45.473	118.1	2:24.561	73.93	18.491	10:02:32.459
2 -		42.076	103.8	47.298	<b>123.5</b>	44.016	116.7	2:13.390	80.12	7.320	10:04:45.849
3 -		41.861	105.6	46.160	120.0	42.158	118.1	2:10.179	82.10	4.109	10:06:56.028
4 -		40.624	108.0	45.213	122.9	42.383	117.9	2:08.220	83.35	2.150	10:09:04.248
5 -		40.032	107.7	44.969	122.0	42.394	116.7	2:07.395	83.89	1.325	10:11:11.643
6 -		40.103	108.4	45.758	120.6	42.102	115.5	2:07.963	83.52	1.893	10:13:19.606
7 -		40.249	108.2	44.598	121.3	41.824	<b>118.3</b>	2:06.671	84.37	0.601	10:15:26.277
8 -		40.277	108.0	44.629	121.3	41.874	117.7	2:06.780	84.30	0.710	10:17:33.057
9 -		39.580	108.9	<b>44.518</b>	122.9	41.972	116.9	<b>2:06.070 (1)</b>	<b>84.77</b>		<b>10:19:39.127</b>
10 -		<b>39.409</b>	<b>109.6</b>	44.722	120.9	42.027	116.3	2:06.158 (2)	84.71	0.088	10:21:45.285
11 -		39.412	108.9	45.199	119.8	<b>41.589</b>	116.5	2:06.200 (3)	84.69	0.130	10:23:51.485

P13		65		Josh OWENS		Honda - RCD Motorsport					
LAP		SECTOR 1		SECTOR 2		SECTOR 3		LAP TIME	MPH	DIFF	TIME OF DAY
1 -	OUTLAP			48.327	121.1	44.290	119.8	2:20.721	75.95	14.430	10:02:47.913
2 -		40.903	108.0	46.116	124.2	45.548	114.3	2:12.567	80.62	6.276	10:05:00.480
3 -		40.692	108.7	45.748	121.3	42.923	117.5	2:09.363	82.62	3.072	10:07:09.843
4 -		40.486	<b>110.1</b>	45.474	<b>125.9</b>	42.709	118.3	2:08.669	83.06	2.378	10:09:18.512
5 -		40.061	108.9	45.133	123.8	43.558	118.7	2:08.752	83.01	2.461	10:11:27.264
6 -		40.048	109.1	44.817	122.6	42.562	117.5	2:07.427	83.87	1.136	10:13:34.691
7 -		40.065	109.1	45.091	122.6	42.331	<b>121.1</b>	2:07.487	83.83	1.196	10:15:42.178
8 -		40.678	109.6	44.961	122.0	<b>41.807</b>	118.7	2:07.446	83.86	1.155	10:17:49.624
9 -		39.673	<b>110.1</b>	45.095	120.9	41.997	118.1	2:06.765	84.31	0.474	10:19:56.389
10 -		<b>39.671</b>	109.6	45.012	122.6	41.814	118.9	2:06.497 (3)	84.49	0.206	10:22:02.886
11 -		39.733	109.6	44.651	124.2	42.016	117.3	2:06.400 (2)	84.55	0.109	10:24:09.286
12 -		39.801	109.6	<b>44.512</b>	124.2	41.978	117.7	<b>2:06.291 (1)</b>	<b>84.63</b>		<b>10:26:15.577</b>

Weather / Track : Cloudy / Dry

Snetterton 300  
Circuit Length = 2.9689 miles  
Start: 10:00 Flag 10:25 End: 10:27

MCRCB BULLETIN TK086

2014 MCE British Superbike Championship - Round 3

2014 Motul British Motostar Championship

QUALIFYING 1 - SECTOR ANALYSIS

SECTOR 1 = FL to I1, SECTOR 2 = I1 to I2, SECTOR 3 = I2 to FL, DIFF = Difference To Personal Best Lap

P14		25 M3		Mike BROUWERS			Honda - Joma / Brouwers Racing Team				
LAP		SECTOR 1		SECTOR 2		SECTOR 3		LAP TIME	MPH	DIFF	TIME OF DAY
1 -	OUTLAP	105.3		48.941	120.4	44.346	<b>117.7</b>	2:22.849	74.82	16.042	10:02:38.414
2 -		41.471	107.3	46.268	121.1	42.927	<b>117.7</b>	2:10.666	81.79	3.859	10:04:49.080
3 -		40.869	104.3	46.538	<b>121.5</b>	IN PIT		2:44.562	<b>P</b> 64.94	37.755	10:07:33.642
4 -	OUTLAP	106.8		45.898	118.5	43.470	111.1	2:14.996	79.17	8.189	10:09:48.638
5 -		41.143	105.6	45.926	117.5	42.039	114.7	2:09.108	82.78	2.301	10:11:57.746
6 -		40.880	105.8	50.240	107.5	43.379	114.9	2:14.499	79.46	7.692	10:14:12.245
7 -		40.733	105.5	46.851	116.9	42.488	114.9	2:10.072	82.17	3.265	10:16:22.317
8 -		40.367	<b>108.0</b>	46.330	117.1	42.125	115.1	2:08.822	<b>(3)</b> 82.96	2.015	10:18:31.139
9 -		40.563	106.5	45.511	117.5	42.903	114.7	2:08.977	82.86	2.170	10:20:40.116
10 -		40.535	105.6	46.138	116.5	45.388	113.7	2:12.061	80.93	5.254	10:22:52.177
11 -		40.514	106.3	45.357	117.9	41.579	115.1	2:07.450	<b>(2)</b> 83.86	0.643	10:24:59.627
12 -		<b>40.113</b>	106.6	<b>45.209</b>	117.1	<b>41.485</b>	115.3	<b>2:06.807</b>	<b>(1)</b> <b>84.28</b>		<b>10:27:06.434</b>

P15		64		Asher DURHAM			Honda - SP125Racing.com				
LAP		SECTOR 1		SECTOR 2		SECTOR 3		LAP TIME	MPH	DIFF	TIME OF DAY
1 -	OUTLAP	96.9		49.120	118.9	44.985	116.3	2:24.756	73.83	17.799	10:02:37.243
2 -		41.489	106.5	46.831	123.1	43.020	<b>118.9</b>	2:11.340	81.37	4.383	10:04:48.583
3 -		40.704	103.7	46.604	<b>123.8</b>	44.599	117.7	2:11.907	81.02	4.950	10:07:00.490
4 -		41.650	104.0	46.377	122.9	43.825	118.5	2:11.852	81.06	4.895	10:09:12.342
5 -		40.546	106.5	45.715	121.3	42.439	117.1	2:08.700	83.04	1.743	10:11:21.042
6 -		40.067	108.9	45.402	123.5	42.865	116.9	2:08.334	83.28	1.377	10:13:29.376
7 -		40.419	108.0	45.656	120.4	42.231	116.5	2:08.306	83.30	1.349	10:15:37.682
8 -		40.209	<b>110.0</b>	47.492	116.9	41.892	117.3	2:09.593	82.47	2.636	10:17:47.275
9 -		40.427	105.5	45.345	120.0	42.110	116.5	2:07.882	<b>(3)</b> 83.57	0.925	10:19:55.157
10 -		39.964	108.7	45.175	121.5	<b>41.818</b>	116.9	<b>2:06.957</b>	<b>(1)</b> <b>84.18</b>		<b>10:22:02.114</b>
11 -		40.105	109.2	45.146	119.4	42.069	118.7	2:07.320	<b>(2)</b> 83.94	0.363	10:24:09.434
12 -		<b>39.846</b>	109.4	<b>44.503</b>	123.3	44.347	112.5	2:08.696	83.04	1.739	10:26:18.130

P16		142 M3		Brian SLOOTEN			Honda - Bakker Frames Holland				
LAP		SECTOR 1		SECTOR 2		SECTOR 3		LAP TIME	MPH	DIFF	TIME OF DAY
1 -		42.088	106.5	47.335	124.2	44.312	122.6	2:13.735	79.91	6.620	10:04:45.966
2 -		41.978	96.9	47.564	118.7	43.730	123.3	2:13.272	80.19	6.157	10:06:59.238
3 -		42.986	99.1	46.820	<b>126.8</b>	43.478	<b>123.5</b>	2:13.284	80.19	6.169	10:09:12.522
4 -		41.705	<b>110.9</b>	45.679	125.4	43.340	120.9	2:10.724	81.76	3.609	10:11:23.246
5 -		40.877	107.8	45.697	124.7	42.738	121.5	2:09.312	82.65	2.197	10:13:32.558
6 -		40.721	109.4	45.261	125.2	43.532	120.9	2:09.514	82.52	2.399	10:15:42.072
7 -		40.852	105.5	45.259	125.6	42.165	123.3	2:08.276	<b>(2)</b> 83.32	1.161	10:17:50.348
8 -		<b>40.070</b>	110.0	<b>44.904</b>	126.3	<b>42.141</b>	122.6	<b>2:07.115</b>	<b>(1)</b> <b>84.08</b>		<b>10:19:57.463</b>
9 -		40.740	108.9	45.424	124.7	42.536	121.1	2:08.700	<b>(3)</b> 83.04	1.585	10:22:06.163
10 -		40.251	110.0	45.118	124.9	IN PIT		2:45.134	<b>P</b> 64.72	38.019	10:24:51.297
11 -	OUTLAP	108.4		45.877	124.0	43.148	121.1	2:13.243	80.21	6.128	10:27:04.540

P17		127		Georgina POLDEN			Honda - RS Racing				
LAP		SECTOR 1		SECTOR 2		SECTOR 3		LAP TIME	MPH	DIFF	TIME OF DAY
1 -	OUTLAP	89.1		48.909	109.8	45.772	124.7	2:26.452	72.98	19.062	10:02:33.911
2 -		42.269	102.4	46.585	<b>127.5</b>	43.704	124.2	2:12.558	80.62	5.168	10:04:46.469
3 -		41.637	91.5	47.312	125.6	43.536	<b>125.2</b>	2:12.485	80.67	5.095	10:06:58.954
4 -		41.258	108.2	47.070	<b>127.5</b>	43.085	122.9	2:11.413	81.33	4.023	10:09:10.367
5 -		40.924	<b>111.8</b>	45.904	126.3	42.697	123.1	2:09.525	82.51	2.135	10:11:19.892
6 -		40.108	104.0	46.159	126.3	42.637	122.9	2:08.904	82.91	1.514	10:13:28.796
7 -		41.867	100.9	46.932	119.8	IN PIT		4:20.764	<b>P</b> 40.98	2:13.374	10:17:49.560
8 -	OUTLAP	99.5		47.834	125.2	43.929	123.3	2:22.251	75.13	14.861	10:20:11.811
9 -		40.237	108.0	45.848	126.3	42.054	122.9	2:08.139	<b>(3)</b> 83.41	0.749	10:22:19.950
10 -		<b>39.999</b>	110.0	<b>45.360</b>	125.9	42.031	122.9	<b>2:07.390</b>	<b>(1)</b> <b>83.90</b>		<b>10:24:27.340</b>
11 -		40.481	107.7	45.757	125.6	<b>41.823</b>	123.3	2:08.061	<b>(2)</b> 83.46	0.671	10:26:35.401

P18		43		Arnie SHELTON			Honda - e3 Motorsport with Shelton Racing				
LAP		SECTOR 1		SECTOR 2		SECTOR 3		LAP TIME	MPH	DIFF	TIME OF DAY

Snetterton 300  
 Circuit Length = 2.9689 miles  
 Start: 10:00 Flag 10:25 End: 10:27

Weather / Track : Cloudy / Dry

**MCRCB BULLETIN TK086**

**2014 MCE British Superbike Championship - Round 3**

**2014 Motul British Motostar Championship**

**QUALIFYING 1 - SECTOR ANALYSIS**

SECTOR 1 = FL to I1, SECTOR 2 = I1 to I2, SECTOR 3 = I2 to FL, DIFF = Difference To Personal Best Lap

1 -	OUTLAP	92.6	50.333	121.1	47.329	113.9	2:29.122	71.67	21.539	10:04:02.386
2 -	42.353	107.8	47.359	122.0	44.242	116.9	2:13.954	79.78	6.371	10:06:16.340
3 -	44.153	104.0	47.066	122.9	43.045	117.1	2:14.264	79.60	6.681	10:08:30.604
4 -	40.819	110.1	45.940	123.1	42.784	117.9	2:09.543	82.50	1.960	10:10:40.147
5 -	40.749	<b>111.2</b>	46.124	122.2	42.254	117.5	2:09.127	82.77	1.544	10:12:49.274
6 -	40.170	110.3	45.623	122.2	42.370	117.9	2:08.163 (3)	83.39	0.580	10:14:57.437
7 -	40.551	109.1	45.954	123.8	42.490	117.5	2:08.995	82.85	1.412	10:17:06.432
8 -	40.230	107.7	45.821	122.6	<b>42.042</b>	118.3	2:08.093 (2)	83.44	0.510	10:19:14.525
9 -	<b>39.853</b>	110.7	45.599	<b>124.9</b>	42.131	<b>118.7</b>	<b>2:07.583 (1)</b>	<b>83.77</b>		<b>10:21:22.108</b>

<b>P19 69 M3 Tom BOOTH-AMOS</b>		Honda - Ellomoto / Banks Racing								
LAP	SECTOR 1	SECTOR 2	SECTOR 3	LAP TIME	MPH	DIFF	TIME OF DAY			
1 -	OUTLAP	101.8	46.972	125.2	42.739	<b>119.1</b>	2:16.422	78.34	8.741	10:03:47.439
2 -	<b>40.263</b>	<b>110.3</b>	<b>44.915</b>	<b>125.6</b>	<b>42.503</b>	118.3	<b>2:07.681 (1)</b>	<b>83.70</b>		<b>10:05:55.120</b>

<b>P20 88 Wesley JONKER</b>		Honda - Racing Family								
LAP	SECTOR 1	SECTOR 2	SECTOR 3	LAP TIME	MPH	DIFF	TIME OF DAY			
1 -	OUTLAP	91.5	49.274	111.1	47.374	118.9	2:28.494	71.97	20.365	10:02:33.496
2 -	42.724	99.1	47.220	<b>124.2</b>	43.829	<b>119.8</b>	2:13.773	79.89	5.644	10:04:47.269
3 -	41.545	99.5	46.976	123.1	IN PIT		3:17.512 P	54.11	1:09.383	10:08:04.781
4 -	OUTLAP	101.9	48.380	122.2	44.100	117.1	2:22.683	74.90	14.554	10:10:27.464
5 -	41.773	106.1	46.413	120.6	43.882	117.5	2:12.068	80.92	3.939	10:12:39.532
6 -	41.127	107.7	46.209	121.5	43.979	117.3	2:11.315	81.39	3.186	10:14:50.847
7 -	40.981	107.3	45.550	120.9	42.892	118.7	2:09.423	82.58	1.294	10:17:00.270
8 -	40.203	108.7	<b>45.532</b>	121.5	42.519	118.3	2:08.254 (2)	83.33	0.125	10:19:08.524
9 -	40.921	107.0	46.693	121.1	43.172	119.4	2:10.786	81.72	2.657	10:21:19.310
10 -	40.640	108.9	45.551	121.7	42.752	118.3	2:08.943 (3)	82.88	0.814	10:23:28.253
11 -	<b>40.103</b>	<b>109.2</b>	45.545	121.3	<b>42.481</b>	118.1	<b>2:08.129 (1)</b>	<b>83.41</b>		<b>10:25:36.382</b>

<b>P21 19 Kai JOHNSON</b>		Nykos - Kinpac Racing								
LAP	SECTOR 1	SECTOR 2	SECTOR 3	LAP TIME	MPH	DIFF	TIME OF DAY			
1 -	OUTLAP	93.2	49.733	117.9	45.366	<b>117.1</b>	2:24.763	73.83	16.058	10:02:30.918
2 -	42.096	101.0	46.856	<b>121.5</b>	43.133	115.9	2:12.085	80.91	3.380	10:04:43.003
3 -	41.070	<b>105.3</b>	45.892	120.0	42.519	114.1	2:09.481 (2)	82.54	0.776	10:06:52.484
4 -	42.278	96.8	47.225	102.7	IN PIT		3:02.494 P	58.56	53.789	10:09:54.978
5 -	OUTLAP	101.3	46.563	119.8	42.953	116.1	2:16.823	78.11	8.118	10:12:11.801
6 -	41.268	100.9	45.629	120.0	42.662	114.9	2:09.559 (3)	82.49	0.854	10:14:21.360
7 -	<b>40.829</b>	103.5	<b>45.363</b>	119.6	<b>42.513</b>	113.9	<b>2:08.705 (1)</b>	<b>83.04</b>		<b>10:16:30.065</b>
8 -	42.054	100.6	47.306	118.5	43.189	115.3	2:12.549	80.63	3.844	10:18:42.614
9 -	41.265	101.5	45.762	119.8	42.695	114.3	2:09.722	82.39	1.017	10:20:52.336
10 -	41.289	96.5	45.771	118.7	IN PIT		2:43.903 P	65.20	35.198	10:23:36.239
11 -	OUTLAP	104.5	46.086	114.3	43.260	116.1	2:15.281	79.00	6.576	10:25:51.520

<b>P22 79 M3 Chris TAYLOR</b>		Honda - Ducati Coventry								
LAP	SECTOR 1	SECTOR 2	SECTOR 3	LAP TIME	MPH	DIFF	TIME OF DAY			
1 -	42.642	97.3	47.579	125.2	44.263	119.6	2:14.484	79.47	5.699	10:04:43.847
2 -	41.364	101.8	46.880	125.2	43.100	119.8	2:11.344	81.37	2.559	10:06:55.191
3 -	41.358	101.5	45.887	<b>126.8</b>	42.612	<b>120.0</b>	2:09.857	82.30	1.072	10:09:05.048
4 -	<b>40.110</b>	105.8	45.949	124.0	42.726	119.6	<b>2:08.785 (1)</b>	<b>82.99</b>		<b>10:11:13.833</b>
5 -	40.597	<b>107.0</b>	45.976	123.1	<b>42.549</b>	119.4	2:09.122 (3)	82.77	0.337	10:13:22.955
6 -	40.415	99.1	46.174	120.4	43.523	117.3	2:10.112	82.14	1.327	10:15:33.067
7 -	40.817	105.1	46.200	120.9	42.769	119.8	2:09.786	82.35	1.001	10:17:42.853
8 -	40.436	105.8	<b>45.628</b>	121.7	42.770	118.5	2:08.834 (2)	82.96	0.049	10:19:51.687

<b>P23 84 Daniel HERMANSSON</b>		TSR Luyten - FPW Racing								
LAP	SECTOR 1	SECTOR 2	SECTOR 3	LAP TIME	MPH	DIFF	TIME OF DAY			
1 -	OUTLAP	92.8	49.921	110.1	45.998	<b>119.8</b>	2:29.908	71.29	20.836	10:02:34.563
2 -	42.796	<b>110.0</b>	46.289	<b>122.2</b>	44.641	119.1	2:13.726	79.92	4.654	10:04:48.289
3 -	42.248	108.0	46.297	121.1	44.166	<b>119.8</b>	2:12.711	80.53	3.639	10:07:01.000
4 -	41.898	108.7	46.407	119.1	46.101	118.7	2:14.406	79.52	5.334	10:09:15.406

Weather / Track : Cloudy / Dry

Snetterton 300  
Circuit Length = 2.9689 miles  
Start: 10:00 Flag 10:25 End: 10:27

# MCRCB BULLETIN TK086

## 2014 MCE British Superbike Championship - Round 3

### 2014 Motul British Motostar Championship

#### QUALIFYING 1 - SECTOR ANALYSIS

SECTOR 1 = FL to I1, SECTOR 2 = I1 to I2, SECTOR 3 = I2 to FL, DIFF = Difference To Personal Best Lap

5 -	41.421	108.9	46.489	112.9	46.614	118.7	2:14.524	79.45	5.452	10:11:29.930
6 -	41.195	108.4	46.115	120.0	44.119	117.9	2:11.429	81.32	2.357	10:13:41.359
7 -	41.148	108.4	45.864	121.1	43.218	119.1	2:10.230	82.07	1.158	10:15:51.589
8 -	40.790	108.9	45.658	121.3	43.019	118.7	2:09.467 (2)	82.55	0.395	10:18:01.056
9 -	40.647	109.1	46.563	120.2	44.045	119.1	2:11.255	81.42	2.183	10:20:12.311
10 -	40.846	108.5	45.897	120.9	43.000	118.1	2:09.743	82.37	0.671	10:22:22.054
<b>11 -</b>	<b>40.536</b>	108.4	<b>45.653</b>	120.0	<b>42.883</b>	118.1	<b>2:09.072 (1)</b>	<b>82.80</b>		<b>10:24:31.126</b>
12 -	40.957	108.7	45.749	120.6	42.968	118.1	2:09.674 (3)	82.42	0.602	10:26:40.800

P24	74 M3	Joe THOMPSON					Repli-Cast - Repli-Cast UK							
LAP	SECTOR 1	SECTOR 2	SECTOR 3	LAP TIME	MPH	DIFF	TIME OF DAY							
1 -	OUTLAP	85.2	51.724	106.5	46.799	118.3	2:33.667	69.55	23.624	10:02:42.620				
2 -	42.526	94.3	49.052	113.7	46.544	<b>119.8</b>	2:18.122	77.38	8.079	10:05:00.742				
3 -	42.996	102.9	48.724	117.7	45.410	117.1	2:17.130	77.94	7.087	10:07:17.872				
4 -	41.840	99.8	46.743	120.4	43.860	117.1	2:12.443	80.69	2.400	10:09:30.315				
5 -	41.033	104.0	46.878	119.4	44.076	116.9	2:11.987	80.97	1.944	10:11:42.302				
6 -	41.166	<b>107.0</b>	46.601	118.9	43.649	117.5	2:11.416	81.33	1.373	10:13:53.718				
7 -	41.499	103.4	46.806	119.1	43.509	118.1	2:11.814	81.08	1.771	10:16:05.532				
8 -	41.211	103.5	46.279	120.4	43.493	117.5	2:10.983	81.59	0.940	10:18:16.515				
9 -	40.605	102.6	46.849	116.1	44.611	117.7	2:12.065	80.93	2.022	10:20:28.580				
<b>10 -</b>	<b>40.601</b>	105.5	46.227	119.8	43.215	117.5	<b>2:10.043 (1)</b>	<b>82.18</b>		<b>10:22:38.623</b>				
11 -	40.704	104.8	<b>46.060</b>	<b>122.0</b>	43.751	116.1	2:10.515 (3)	81.89	0.472	10:24:49.138				
12 -	40.853	104.5	46.320	119.4	<b>43.179</b>	116.7	2:10.352 (2)	81.99	0.309	10:26:59.490				

P25	124	Tasia RODINK					Honda - Promemo Racing							
LAP	SECTOR 1	SECTOR 2	SECTOR 3	LAP TIME	MPH	DIFF	TIME OF DAY							
1 -	OUTLAP	101.5	47.708	122.2	46.525	115.7	2:24.900	73.76	14.743	10:03:42.666				
2 -	43.149	104.8	47.020	118.1	45.467	116.9	2:15.636	78.79	5.479	10:05:58.302				
3 -	42.051	108.0	46.362	122.6	44.419	116.9	2:12.832	80.46	2.675	10:08:11.134				
4 -	42.523	104.8	47.841	117.5	IN PIT		4:43.357 P	37.71	2:33.200	10:12:54.491				
5 -	OUTLAP	106.6	46.702	121.7	IN PIT		2:58.939 P	59.73	48.782	10:15:53.430				
6 -	OUTLAP	108.9	46.323	121.7	43.940	118.5	2:18.830	76.98	8.673	10:18:12.260				
7 -	41.244	107.8	46.465	121.5	44.211	118.3	2:11.920 (3)	81.01	1.763	10:20:24.180				
8 -	42.594	108.2	46.371	<b>122.9</b>	43.625	118.1	2:12.590	80.61	2.433	10:22:36.770				
9 -	41.269	108.7	45.960	122.6	43.499	118.1	2:10.728 (2)	81.75	0.571	10:24:47.498				
<b>10 -</b>	<b>40.912</b>	<b>109.8</b>	<b>45.860</b>	121.7	<b>43.385</b>	<b>118.7</b>	<b>2:10.157 (1)</b>	<b>82.11</b>		<b>10:26:57.655</b>				

P26	13 M3	Sam BURMAN					Honda - WNT / Burman Racing							
LAP	SECTOR 1	SECTOR 2	SECTOR 3	LAP TIME	MPH	DIFF	TIME OF DAY							
1 -	OUTLAP	101.9	49.345	124.5	46.406	118.7	2:25.006	73.70	14.630	10:02:40.888				
2 -	42.727	107.5	46.889	124.0	44.406	120.0	2:14.022	79.74	3.646	10:04:54.910				
3 -	41.788	109.2	46.714	124.5	44.386	119.6	2:12.888	80.42	2.512	10:07:07.798				
4 -	41.676	109.6	46.266	125.4	44.129	119.8	2:12.071	80.92	1.695	10:09:19.869				
5 -	41.173	110.1	46.702	124.7	44.118	119.6	2:11.993	80.97	1.617	10:11:31.862				
6 -	41.571	110.1	46.325	125.4	43.804	120.6	2:11.700	81.15	1.324	10:13:43.562				
7 -	41.011	<b>110.5</b>	46.742	126.3	44.261	119.1	2:12.014	80.96	1.638	10:15:55.576				
8 -	41.088	<b>110.5</b>	46.100	126.1	43.570	121.1	2:10.758 (2)	81.73	0.382	10:18:06.334				
9 -	<b>40.904</b>	108.4	46.207	125.9	43.838	120.9	2:10.949	81.62	0.573	10:20:17.283				
10 -	41.141	108.9	46.159	125.2	43.566	120.6	2:10.866 (3)	81.67	0.490	10:22:28.149				
<b>11 -</b>	40.982	110.0	<b>45.896</b>	<b>127.0</b>	<b>43.498</b>	<b>121.3</b>	<b>2:10.376 (1)</b>	<b>81.97</b>		<b>10:24:38.525</b>				
12 -	41.674	109.2	46.128	126.6	44.157	119.6	2:11.959	80.99	1.583	10:26:50.484				

P27	90	Greg GREENWOOD					Luyten Honda - FPW Racing							
LAP	SECTOR 1	SECTOR 2	SECTOR 3	LAP TIME	MPH	DIFF	TIME OF DAY							
1 -	OUTLAP	93.9	50.174	122.4	46.000	117.7	2:27.662	72.38	16.851	10:02:30.794				
2 -	43.130	102.1	46.974	123.5	44.187	117.9	2:14.291	79.58	3.480	10:04:45.085				
3 -	42.587	104.2	47.675	123.1	43.505	118.3	2:13.767	79.90	2.956	10:06:58.852				
4 -	42.928	107.2	46.631	<b>123.8</b>	43.840	<b>118.5</b>	2:13.399	80.12	2.588	10:09:12.251				
5 -	41.987	106.5	46.530	122.2	44.715	116.5	2:13.232	80.22	2.421	10:11:25.483				
6 -	41.935	106.1	46.521	120.6	43.761	116.9	2:12.217	80.83	1.406	10:13:37.700				
7 -	41.535	106.5	46.640	120.6	45.556	108.0	2:13.731	79.92	2.920	10:15:51.431				

Weather / Track : Cloudy / Dry

Snetterton 300

Circuit Length = 2.9689 miles

Start: 10:00 Flag 10:25 End: 10:27

**MCRCB BULLETIN TK086**

**2014 MCE British Superbike Championship - Round 3**

**2014 Motul British Motostar Championship**

**QUALIFYING 1 - SECTOR ANALYSIS**

SECTOR 1 = FL to I1, SECTOR 2 = I1 to I2, SECTOR 3 = I2 to FL, DIFF = Difference To Personal Best Lap

8 -	42.309	<b>109.6</b>	46.270	121.5	43.611	116.9	2:12.190	80.85	1.379	10:18:03.621
9 -	42.582	108.0	<b>46.020</b>	120.9	43.742	117.1	2:12.344	80.75	1.533	10:20:15.965
<b>10 -</b>	<b>41.166</b>	106.0	46.347	121.3	<b>43.298</b>	117.1	<b>2:10.811 (1)</b>	<b>81.70</b>		<b>10:22:26.776</b>
11 -	41.487	105.1	46.334	120.4	43.508	117.3	2:11.329 <b>(3)</b>	81.38	0.518	10:24:38.105
12 -	41.377	106.8	46.171	120.2	43.670	117.5	2:11.218 <b>(2)</b>	81.45	0.407	10:26:49.323

<b>P28 44</b>		<b>Jake BAYFORD</b>		Honda - Intek Adhesives by SGR Racing							
LAP	SECTOR 1	SECTOR 2	SECTOR 3	LAP TIME	MPH	DIFF	TIME OF DAY				
1 -	OUTLAP	96.9	50.076	115.7	46.314	112.4	2:27.143	72.63	16.203	10:03:13.016	
2 -	43.325	98.9	50.896	95.3	IN PIT		3:30.703 <b>P</b>	50.72	1:19.763	10:06:43.719	
3 -	OUTLAP	101.9	48.204	<b>120.0</b>	44.346	113.7	2:28.439	72.00	17.499	10:09:12.158	
4 -	42.762	103.0	46.958	118.1	44.028	<b>115.3</b>	2:13.748	79.91	2.808	10:11:25.906	
5 -	41.845	103.5	46.837	117.1	43.674	114.7	2:12.356	80.75	1.416	10:13:38.262	
6 -	41.754	102.7	47.406	115.7	44.240	112.2	2:13.400	80.12	2.460	10:15:51.662	
7 -	42.198	102.9	46.895	117.1	44.088	113.5	2:13.181	80.25	2.241	10:18:04.843	
8 -	41.969	<b>106.3</b>	46.887	116.1	44.589	113.5	2:13.445	80.09	2.505	10:20:18.288	
9 -	41.469	104.5	46.914	116.3	43.477	112.5	2:11.860 <b>(3)</b>	81.05	0.920	10:22:30.148	
10 -	41.187	105.0	46.742	115.9	43.325	113.3	2:11.254 <b>(2)</b>	81.43	0.314	10:24:41.402	
<b>11 -</b>	<b>41.102</b>	104.5	<b>46.608</b>	115.9	<b>43.230</b>	113.5	<b>2:10.940 (1)</b>	<b>81.62</b>		<b>10:26:52.342</b>	

<b>P29 2</b>		<b>Ian RAYBON</b>		KTM - Century 21 / Cresswell Racing							
LAP	SECTOR 1	SECTOR 2	SECTOR 3	LAP TIME	MPH	DIFF	TIME OF DAY				
1 -	OUTLAP	91.6	50.537	110.7	46.306	112.0	2:27.104	72.65	15.491	10:02:47.577	
2 -	43.308	96.4	48.334	111.8	44.847	111.2	2:16.489	78.30	4.876	10:05:04.066	
3 -	43.279	89.7	50.972	103.7	IN PIT		3:11.572 <b>P</b>	55.79	59.959	10:08:15.638	
4 -	OUTLAP	95.3	48.255	<b>112.5</b>	44.899	108.4	2:21.679	75.43	10.066	10:10:37.317	
5 -	42.404	97.8	48.158	111.1	44.347	109.6	2:14.909	79.22	3.296	10:12:52.226	
6 -	41.748	98.6	47.513	112.2	43.864	110.9	2:13.125 <b>(3)</b>	80.28	1.512	10:15:05.351	
7 -	41.202	100.6	<b>46.913</b>	110.9	43.498	<b>112.5</b>	<b>2:11.613 (1)</b>	<b>81.20</b>		<b>10:17:16.964</b>	
8 -	<b>41.161</b>	<b>102.4</b>	47.683	105.5	IN PIT		3:19.770 <b>P</b>	53.50	1:08.157	10:20:36.734	
9 -	OUTLAP	91.3	49.557	105.5	43.805	110.7	2:22.047	75.24	10.434	10:22:58.781	
10 -	41.415	101.2	47.328	109.2	<b>43.384</b>	111.6	2:12.127 <b>(2)</b>	80.89	0.514	10:25:10.908	

<b>P30 11</b>		<b>Joseph THOMAS</b>		Honda - Moto UK Racing							
LAP	SECTOR 1	SECTOR 2	SECTOR 3	LAP TIME	MPH	DIFF	TIME OF DAY				
1 -	OUTLAP	93.2	49.754	<b>113.9</b>	IN PIT		6:28.822 <b>P</b>	27.48	4:16.501	10:06:32.024	
2 -	OUTLAP	<b>101.5</b>	47.692	113.7	IN PIT		4:59.930 <b>P</b>	35.63	2:47.609	10:11:31.954	
3 -	OUTLAP	101.0	47.847	111.8	44.074	109.1	2:16.747	78.15	4.426	10:13:48.701	
4 -	41.847	101.0	46.997	112.5	44.304	108.2	2:13.148 <b>(2)</b>	80.27	0.827	10:16:01.849	
5 -	<b>41.454</b>	101.3	<b>46.992</b>	111.6	<b>43.875</b>	<b>109.4</b>	<b>2:12.321 (1)</b>	<b>80.77</b>		<b>10:18:14.170</b>	
6 -	41.504	99.5	47.653	101.2	IN PIT		3:51.055 <b>P</b>	46.25	1:38.734	10:22:05.225	

<b>P31 47</b>		<b>Jake ARCHER</b>		Honda - Jake Archer Racing							
LAP	SECTOR 1	SECTOR 2	SECTOR 3	LAP TIME	MPH	DIFF	TIME OF DAY				
1 -	OUTLAP	91.4	49.323	124.0	45.557	117.7	2:24.373	74.03	11.730	10:02:29.860	
2 -	43.074	99.2	47.623	123.1	43.880	118.1	2:14.577	79.41	1.934	10:04:44.437	
3 -	42.969	101.5	47.291	123.5	43.795	116.1	2:14.055	79.72	1.412	10:06:58.492	
4 -	43.491	101.6	47.181	<b>125.2</b>	44.055	<b>118.5</b>	2:14.727	79.33	2.084	10:09:13.219	
5 -	42.685	103.2	47.313	120.0	44.117	117.7	2:14.115	79.69	1.472	10:11:27.334	
6 -	42.349	105.8	47.565	119.4	44.701	117.7	2:14.615	79.39	1.972	10:13:41.949	
7 -	42.357	104.8	47.026	120.4	44.616	<b>118.5</b>	2:13.999	79.76	1.356	10:15:55.948	
8 -	42.183	<b>107.3</b>	<b>46.847</b>	120.2	43.743	118.1	2:12.773 <b>(2)</b>	80.49	0.130	10:18:08.721	
9 -	42.247	104.2	47.162	120.2	43.742	117.9	2:13.151 <b>(3)</b>	80.27	0.508	10:20:21.872	
10 -	42.536	101.2	47.237	120.2	43.857	116.7	2:13.630	79.98	0.987	10:22:35.502	
11 -	42.603	101.6	46.966	121.3	44.455	118.3	2:14.024	79.74	1.381	10:24:49.526	
<b>12 -</b>	<b>41.990</b>	105.5	47.101	118.9	<b>43.552</b>	116.3	<b>2:12.643 (1)</b>	<b>80.57</b>		<b>10:27:02.169</b>	

<b>P32 7</b>		<b>Jamie ASHBY</b>		Honda - JPA Racing / SP125							
LAP	SECTOR 1	SECTOR 2	SECTOR 3	LAP TIME	MPH	DIFF	TIME OF DAY				
1 -	OUTLAP	85.8	51.770	117.7	47.537	116.9	2:32.620	70.03	18.545	10:02:40.803	

Weather / Track : Cloudy / Dry

Snetterton 300  
Circuit Length = 2.9689 miles  
Start: 10:00 Flag 10:25 End: 10:27

**MCRCB BULLETIN TK086**

**2014 MCE British Superbike Championship - Round 3**

**2014 Motul British Motostar Championship**

**QUALIFYING 1 - SECTOR ANALYSIS**

SECTOR 1 = FL to I1, SECTOR 2 = I1 to I2, SECTOR 3 = I2 to FL, DIFF = Difference To Personal Best Lap

2 -	44.148	94.7	49.109	118.9	46.396	114.3	2:19.653	76.53	5.578	10:05:00.456
3 -	43.252	104.0	48.667	120.4	45.802	<b>117.5</b>	2:17.721	77.60	3.646	10:07:18.177
4 -	42.687	100.6	48.189	120.4	45.523	116.3	2:16.399	78.35	2.324	10:09:34.576
5 -	42.309	105.1	47.888	119.4	45.117	116.5	2:15.314	78.98	1.239	10:11:49.890
6 -	42.196	105.6	47.696	119.1	45.230	116.5	2:15.122	79.09	1.047	10:14:05.012
7 -	42.315	102.9	47.741	118.9	44.955	116.3	2:15.011 <b>(3)</b>	79.16	0.936	10:16:20.023
8 -	<b>41.808</b>	105.3	47.447	<b>120.6</b>	45.027	116.5	2:14.282 <b>(2)</b>	79.59	0.207	10:18:34.305
9 -	42.242	104.5	47.876	118.5	45.100	116.9	2:15.218	79.04	1.143	10:20:49.523
10 -	42.480	100.3	48.170	120.0	44.976	115.9	2:15.626	78.80	1.551	10:23:05.149
11 -	42.156	<b>106.3</b>	<b>47.142</b>	118.9	<b>44.777</b>	116.5	<b>2:14.075 (1)</b>	<b>79.71</b>		<b>10:25:19.224</b>

<b>P33</b>		<b>4</b>		<b>Louis VALLELEY</b>		KTM - Century 21 / Cresswell Racing				
LAP	SECTOR 1	SECTOR 2	SECTOR 3	LAP TIME	MPH	DIFF	TIME OF DAY			
1 -	OUTLAP	92.6	50.052	116.5	46.194	115.3	2:29.279	71.59	14.865	10:02:47.470
2 -	43.363	94.2	48.183	117.5	44.939	115.7	2:16.485	78.30	2.071	10:05:03.955
3 -	42.157	100.9	47.584	118.1	44.673	<b>117.3</b>	<b>2:14.414 (1)</b>	<b>79.51</b>		<b>10:07:18.369</b>
4 -	42.659	98.5	48.307	<b>120.0</b>	45.447	115.7	2:16.413	78.35	1.999	10:09:34.782
5 -	42.272	100.4	49.283	108.4	IN PIT		3:03.699 <b>P</b>	58.18	49.285	10:12:38.481
6 -	OUTLAP	96.4	48.566	113.7	44.953	114.7	2:22.001	75.26	7.587	10:15:00.482
7 -	<b>41.743</b>	98.5	49.094	108.2	44.843	116.7	2:15.680	78.77	1.266	10:17:16.162
8 -	42.489	100.0	<b>47.511</b>	113.1	<b>44.560</b>	115.3	2:14.560 <b>(2)</b>	79.42	0.146	10:19:30.722
9 -	43.540	95.1	49.505	115.3	44.868	114.9	2:17.913	77.49	3.499	10:21:48.635
10 -	42.318	100.7	47.866	115.5	44.627	115.1	2:14.811 <b>(3)</b>	79.28	0.397	10:24:03.446
11 -	42.241	<b>101.2</b>	47.518	117.5	45.239	116.1	2:14.998	79.17	0.584	10:26:18.444

<b>P34</b>		<b>41</b>		<b>Milo WARD</b>		Luyten Honda - FPW Racing				
LAP	SECTOR 1	SECTOR 2	SECTOR 3	LAP TIME	MPH	DIFF	TIME OF DAY			
1 -	OUTLAP	59.7	1:01.900	75.3	56.313	84.0	3:03.087	58.37	39.410	10:03:35.990
2 -	51.347	79.4	53.656	94.5	51.625	102.4	2:36.628 <b>(2)</b>	68.23	12.951	10:06:12.618
3 -	48.034	80.7	49.321	111.1	<b>46.322</b>	<b>113.1</b>	<b>2:23.677 (1)</b>	<b>74.38</b>		<b>10:08:36.295</b>

<b>P35</b>		<b>3</b>		<b>Alex PLATT</b>		Honda - Century 21 / Cresswell Racing				
LAP	SECTOR 1	SECTOR 2	SECTOR 3	LAP TIME	MPH	DIFF	TIME OF DAY			
1 -	OUTLAP	81.4	59.300	78.9	53.719	93.2	17:36.182	10.11	15:09.280	10:18:01.760
2 -	50.961	84.0	56.671	82.8	51.831	100.9	2:39.463 <b>(3)</b>	67.02	12.561	10:20:41.223
3 -	48.981	87.0	54.425	90.1	50.733	104.6	2:34.139 <b>(2)</b>	69.34	7.237	10:23:15.362
4 -	<b>46.366</b>	<b>94.1</b>	<b>52.426</b>	<b>98.5</b>	<b>48.110</b>	<b>110.9</b>	<b>2:26.902 (1)</b>	<b>72.75</b>		<b>10:25:42.264</b>

<b>P36</b>		<b>12</b>		<b>Edward RENDELL</b>		Honda - Banks Racing				
LAP	SECTOR 1	SECTOR 2	SECTOR 3	LAP TIME	MPH	DIFF	TIME OF DAY			
1 -	OUTLAP	104.8	45.888	120.2	<b>42.080</b>	<b>114.3</b>	2:18.796	77.00		10:03:01.710



**MCRCB BULLETIN TK087****2014 MCE British Superbike Championship - Round 3****2014 Motul British Motostar Championship****QUALIFYING 1 - BEST SPEEDS**

POS	SECTOR 1			SECTOR 2			FINISH LINE		
	NO	NAME	MPH	NO	NAME	MPH	NO	NAME	MPH
1	66	Joe IRVING	115.1	66	Joe IRVING	131.5	66	Joe IRVING	125.2
2	42	James HOBSON	114.9	42	James HOBSON	130.3	127	Georgina POLDEN	125.2
3	61	Ernst DUBBINK	114.5	61	Ernst DUBBINK	130.0	42	James HOBSON	124.9
4	86	Charlie NESBITT	113.5	17	James FLITCROFT	128.0	142	Brian SLOOTEN	123.5
5	6	Taz TAYLOR	113.3	127	Georgina POLDEN	127.5	61	Ernst DUBBINK	123.3
6	17	James FLITCROFT	113.3	86	Charlie NESBITT	127.3	6	Taz TAYLOR	122.9
7	127	Georgina POLDEN	111.8	13	Sam BURMAN	127.0	17	James FLITCROFT	122.0
8	43	Arnie SHELTON	111.2	79	Chris TAYLOR	126.8	86	Charlie NESBITT	122.0
9	142	Brian SLOOTEN	110.9	142	Brian SLOOTEN	126.8	34	Jordan WEAVING	121.5
10	13	Sam BURMAN	110.5	34	Jordan WEAVING	126.6	36	Jayson URIBE	121.5
11	36	Jayson URIBE	110.5	6	Taz TAYLOR	126.1	13	Sam BURMAN	121.3
12	69	Tom BOOTH-AMOS	110.3	65	Josh OWENS	125.9	65	Josh OWENS	121.1
13	164	Anthony ALONSO	110.3	164	Anthony ALONSO	125.9	79	Chris TAYLOR	120.0
14	28	Bradley RAY	110.1	28	Bradley RAY	125.6	28	Bradley RAY	119.8
15	34	Jordan WEAVING	110.1	69	Tom BOOTH-AMOS	125.6	74	Joe THOMPSON	119.8
16	65	Josh OWENS	110.1	36	Jayson URIBE	125.2	84	Daniel HERMANSSON	119.8
17	64	Asher DURHAM	110.0	47	Jake ARCHER	125.2	88	Wesley JONKER	119.8
18	84	Daniel HERMANSSON	110.0	43	Arnie SHELTON	124.9	164	Anthony ALONSO	119.4
19	124	Tasia RODINK	109.8	72	Alex PERSSON	124.2	69	Tom BOOTH-AMOS	119.1
20	35	Elliot LODGE	109.6	88	Wesley JONKER	124.2	64	Asher DURHAM	118.9
21	90	Greg GREENWOOD	109.6	64	Asher DURHAM	123.8	43	Arnie SHELTON	118.7
22	72	Alex PERSSON	109.4	90	Greg GREENWOOD	123.8	124	Tasia RODINK	118.7
23	88	Wesley JONKER	109.2	35	Elliot LODGE	123.5	47	Jake ARCHER	118.5
24	12	Edward RENDELL	108.7	124	Tasia RODINK	122.9	90	Greg GREENWOOD	118.5
25	25	Mike BROUWERS	108.0	84	Daniel HERMANSSON	122.2	35	Elliot LODGE	118.3
26	47	Jake ARCHER	107.3	74	Joe THOMPSON	122.0	72	Alex PERSSON	118.3
27	74	Joe THOMPSON	107.0	19	Kai JOHNSON	121.5	25	Mike BROUWERS	117.7
28	79	Chris TAYLOR	107.0	25	Mike BROUWERS	121.5	7	Jamie ASHBY	117.5
29	7	Jamie ASHBY	106.3	7	Jamie ASHBY	120.6	4	Louis VALLELEY	117.3
30	44	Jake BAYFORD	106.3	12	Edward RENDELL	120.6	19	Kai JOHNSON	117.1
31	19	Kai JOHNSON	105.3	4	Louis VALLELEY	120.0	44	Jake BAYFORD	115.3
32	2	Ian RAYBON	102.4	41	Milo WARD	120.0	12	Edward RENDELL	114.3
33	11	Joseph THOMAS	101.5	44	Jake BAYFORD	120.0	41	Milo WARD	113.1
34	4	Louis VALLELEY	101.2	11	Joseph THOMAS	113.9	2	Ian RAYBON	112.5
35	41	Milo WARD	100.4	2	Ian RAYBON	112.5	3	Alex PLATT	110.9
36	3	Alex PLATT	94.1	3	Alex PLATT	98.5	11	Joseph THOMAS	109.4

Weather / Track : Cloudy / Dry

Snetterton 300

Circuit Length = 2.9689 miles

Start: 10:00 Flag 10:25 End: 10:27

Results can be found at [www.tsl-timing.com](http://www.tsl-timing.com)

Printed - 10:30 Saturday, 14 June 2014

**MCRCB BULLETIN TK088**

**2014 MCE British Superbike Championship - Round 3**

**2014 Motul British Motostar Championship**

**QUALIFYING 1 - BEST SECTORS**

SECTOR 1			SECTOR 2			SECTOR 3			IDEAL / BEST COMPARISON						
POS	NO	NAME	TIME	NO	NAME	TIME	NO	NAME	TIME	POS	NO	NAME	IDEAL	BEST	DIFF
1	66	IRVING	38.330	66	IRVING	43.331	66	IRVING	40.184						
2	42	HOBSON	38.644	42	HOBSON	43.480	42	HOBSON	40.231	1	66	IRVING	2:01.845	2:02.247	0.402
3	17	FLITCROFT	38.879	34	WEAVING	43.854	17	FLITCROFT	40.618	2	42	HOBSON	2:02.355	2:02.355	0.000
4	61	DUBBINK	39.005	28	RAY	43.861	28	RAY	40.694	3	17	FLITCROFT	2:03.643	2:03.643	0.000
5	34	WEAVING	39.030	61	DUBBINK	43.930	86	NESBITT	40.721	4	28	RAY	2:03.728	2:03.728	0.000
6	86	NESBITT	39.039	36	URIBE	44.119	34	WEAVING	41.049	5	34	WEAVING	2:03.933	2:04.207	0.274
7	36	URIBE	39.074	17	FLITCROFT	44.146	36	URIBE	41.190	6	86	NESBITT	2:04.014	2:04.099	0.085
8	28	RAY	39.173	86	NESBITT	44.254	61	DUBBINK	41.215	7	61	DUBBINK	2:04.150	2:04.417	0.267
9	6	TAYLOR	39.350	64	DURHAM	44.503	164	ALONSO	41.295	8	36	URIBE	2:04.383	2:04.548	0.165
10	35	LODGE	39.409	6	TAYLOR	44.504	25	BROUWERS	41.485	9	6	TAYLOR	2:05.426	2:05.992	0.566
11	164	ALONSO	39.470	65	OWENS	44.512	6	TAYLOR	41.572	10	35	LODGE	2:05.516	2:06.070	0.554
12	72	PERSSON	39.606	35	LODGE	44.518	35	LODGE	41.589	11	164	ALONSO	2:05.549	2:05.549	0.000
13	65	OWENS	39.671	72	PERSSON	44.653	72	PERSSON	41.658	12	72	PERSSON	2:05.917	2:06.004	0.087
14	64	DURHAM	39.846	164	ALONSO	44.784	65	OWENS	41.807	13	65	OWENS	2:05.990	2:06.291	0.301
15	43	SHELTON	39.853	12	RENDELL	44.836	64	DURHAM	41.818	14	64	DURHAM	2:06.167	2:06.957	0.790
16	127	POLDEN	39.999	142	SLOOTEN	44.904	127	POLDEN	41.823	15	25	BROUWERS	2:06.807	2:06.807	0.000
17	142	SLOOTEN	40.070	69	BOOTH-AMOS	44.915	43	SHELTON	42.042	16	12	RENDELL	2:06.989		
18	12	RENDELL	40.073	25	BROUWERS	45.209	12	RENDELL	42.080	17	142	SLOOTEN	2:07.115	2:07.115	0.000
19	88	JONKER	40.103	127	POLDEN	45.360	142	SLOOTEN	42.141	18	127	POLDEN	2:07.182	2:07.390	0.208
20	79	TAYLOR	40.110	19	JOHNSON	45.363	88	JONKER	42.481	19	43	SHELTON	2:07.389	2:07.583	0.194
21	25	BROUWERS	40.113	43	SHELTON	45.494	69	BOOTH-AMOS	42.503	20	69	BOOTH-AMOS	2:07.681	2:07.681	0.000
22	69	BOOTH-AMOS	40.263	88	JONKER	45.532	19	JOHNSON	42.513	21	88	JONKER	2:08.116	2:08.129	0.013
23	84	HERMANSSON	40.536	79	TAYLOR	45.628	79	TAYLOR	42.549	22	79	TAYLOR	2:08.287	2:08.785	0.498
24	74	THOMPSON	40.601	84	HERMANSSON	45.653	84	HERMANSSON	42.883	23	19	JOHNSON	2:08.705	2:08.705	0.000
25	19	JOHNSON	40.829	124	RODINK	45.860	74	THOMPSON	43.179	24	84	HERMANSSON	2:09.072	2:09.072	0.000
26	13	BURMAN	40.904	13	BURMAN	45.896	44	BAYFORD	43.230	25	74	THOMPSON	2:09.840	2:10.043	0.203
27	124	RODINK	40.912	90	GREENWOOD	46.020	90	GREENWOOD	43.298	26	124	RODINK	2:10.157	2:10.157	0.000
28	44	BAYFORD	41.102	74	THOMPSON	46.060	2	RAYBON	43.384	27	13	BURMAN	2:10.298	2:10.376	0.078
29	2	RAYBON	41.161	44	BAYFORD	46.608	124	RODINK	43.385	28	90	GREENWOOD	2:10.484	2:10.811	0.327
30	90	GREENWOOD	41.166	47	ARCHER	46.847	13	BURMAN	43.498	29	44	BAYFORD	2:10.940	2:10.940	0.000
31	11	THOMAS	41.454	2	RAYBON	46.913	47	ARCHER	43.552	30	2	RAYBON	2:11.458	2:11.613	0.155
32	4	VALLELEY	41.743	11	THOMAS	46.992	11	THOMAS	43.875	31	11	THOMAS	2:12.321	2:12.321	0.000
33	7	ASHBY	41.808	7	ASHBY	47.142	4	VALLELEY	44.560	32	47	ARCHER	2:12.389	2:12.643	0.254
34	47	ARCHER	41.990	4	VALLELEY	47.511	7	ASHBY	44.777	33	7	ASHBY	2:13.727	2:14.075	0.348
35	41	WARD	42.444	41	WARD	48.816	41	WARD	46.322	34	4	VALLELEY	2:13.814	2:14.414	0.600
36	3	PLATT	46.366	3	PLATT	52.426	3	PLATT	48.110	35	41	WARD	2:17.582	2:23.677	6.095
										36	3	PLATT	2:26.902	2:26.902	0.000

Weather / Track : Cloudy / Dry

Snetterton 300

Circuit Length = 2.9689 miles

Start: 10:00 Flag 10:25 End: 10:27

Results can be found at [www.tsl-timing.com](http://www.tsl-timing.com)

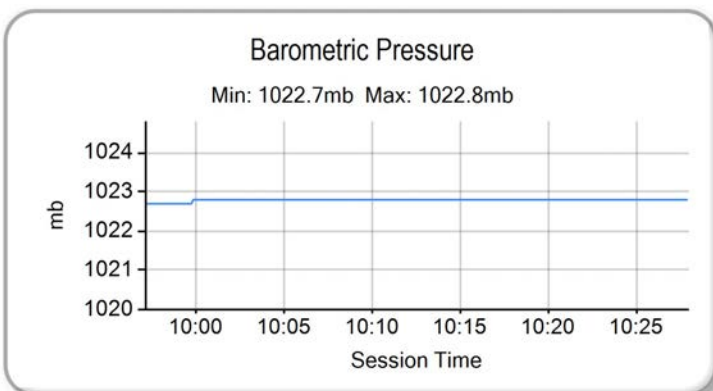
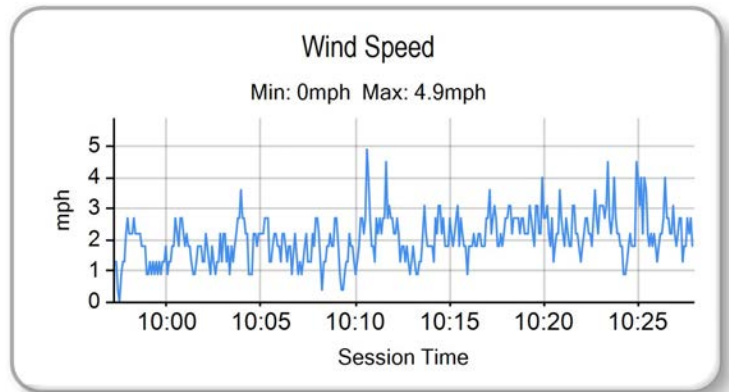
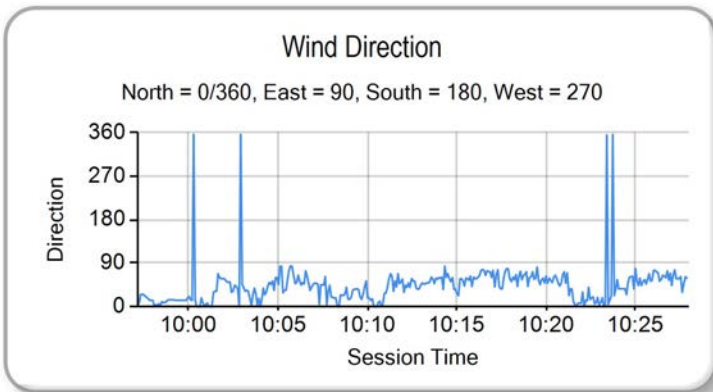
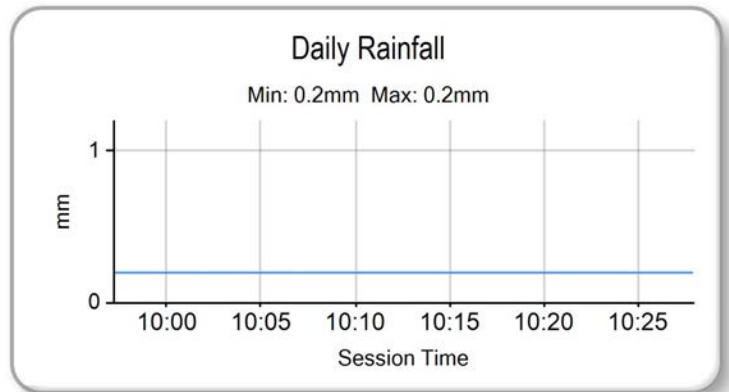
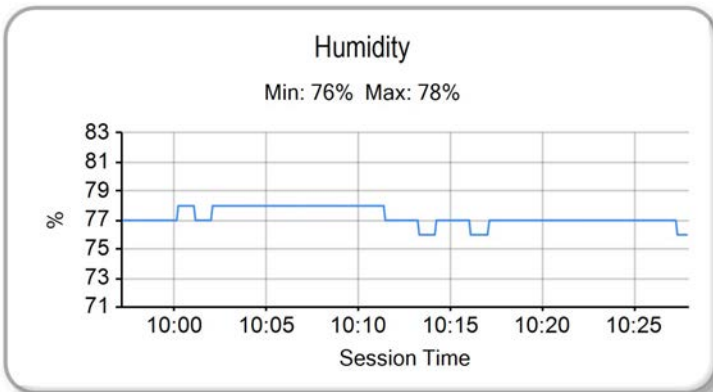
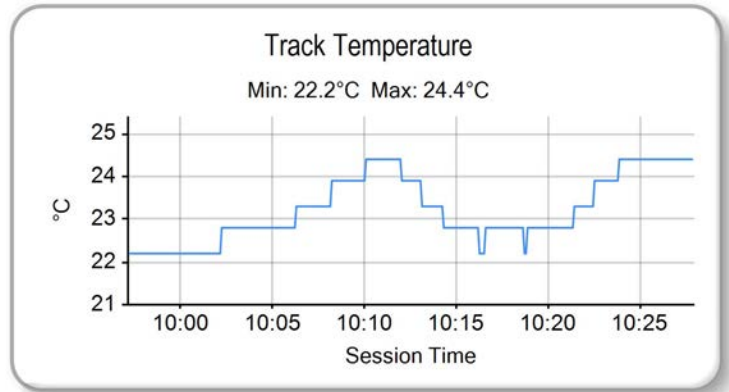
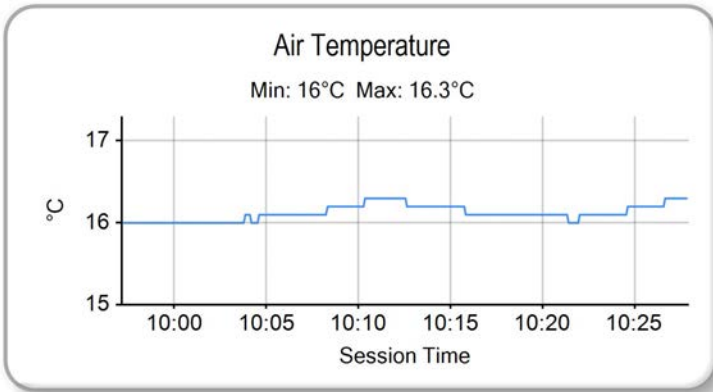
Printed - 10:30 Saturday, 14 June 2014

# MCRCB BULLETIN TK089

## 2014 MCE British Superbike Championship - Round 3

### 2014 Motul British Motostar Championship

#### QUALIFYING 1 - WEATHER CONDITIONS



Weather / Track : Cloudy / Dry

Results can be found at [www.tsl-timing.com](http://www.tsl-timing.com)

Snetterton 300  
Circuit Length = 2.9689 miles  
Start: 10:00 Flag 10:25 End: 10:27

Printed - 10:31 Saturday, 14 June 2014



POS	NO	CL	PIC	NAME	ENTRY	FIRST		SECOND		GAP	DIFF
						TIME	LAPS	TIME	LAPS		
1	28		1	Bradley RAY	EE125 - FAB-Racing	2:03.728	5	2:01.299	11		
2	66	M3	1	Joe IRVING	KTM - Redline KTM	2:02.247	11	2:01.319	12	0.020	0.020
3	42	M3	2	James HOBSON	Honda - Two 4 Motorsport	2:02.355	12	2:03.612	10	1.056	1.036
4	12		2	Edward RENDELL	Honda - Banks Racing		1	2:03.157	10	1.858	0.802
5	34	M3	3	Jordan WEAIVING	KTM - Jordan Racing / Burkert	2:04.207	12	2:03.364	12	2.065	0.207
6	86	M3	4	Charlie NESBITT	Repli-Cast - Repli-Cast UK	2:04.099	11	2:03.528	12	2.229	0.164
7	61	M3	5	Ernst DUBBINK	Honda - Ernst Dubbink Racing	2:04.417	11	2:03.561	12	2.262	0.033
8	36	M3	6	Jayson URIBE	Honda - FPW Racing / RSR	2:04.548	11	2:03.564	12	2.265	0.003
9	17		3	James FLITCROFT	Nykos - Kinpac Racing	2:03.643	11	2:04.154	10	2.344	0.079
10	69	M3	7	Tom BOOTH-AMOS	Honda - Ellomoto / Banks Racing	2:07.681	2	2:03.917	10	2.618	0.274
11	6		4	Taz TAYLOR	Luyten Honda - FPW Racing / Hookless Holidays	2:05.992	11	2:04.251	11	2.952	0.334
12	35		5	Elliot LODGE	Honda - SP125 / Spike Racing	2:06.070	11	2:04.375	8	3.076	0.124
13	164		6	Anthony ALONSO	Honda - SP125 / BARF Racing	2:05.549	11	2:04.605	12	3.306	0.230
14	72		7	Alex PERSSON	Honda - PWR / Nordgren Racing	2:06.004	11	2:05.512	11	4.213	0.907
15	65		8	Josh OWENS	Honda - RCD Motorsport	2:06.291	12	2:05.595	11	4.296	0.083
16	64		9	Asher DURHAM	Honda - SP125Racing.com	2:06.957	12	2:05.706	10	4.407	0.111
17	25	M3	8	Mike BROUWERS	Honda - Joma / Brouwers Racing Team	2:06.807	12	2:05.732	12	4.433	0.026
18	11		10	Joseph THOMAS	Honda - Moto UK Racing	2:12.321	6	2:06.605	10	5.306	0.873
19	19		11	Kai JOHNSON	Nykos - Kinpac Racing	2:08.705	11	2:06.931	12	5.632	0.326
20	79	M3	9	Chris TAYLOR	Honda - Ducati Coventry	2:08.785	8	2:07.071	11	5.772	0.140
21	142	M3	10	Brian SLOOTEN	Honda - Bakker Frames Holland	2:07.115	11	2:07.138	8	5.816	0.044
22	88		12	Wesley JONKER	Honda - Racing Family	2:08.129	11	2:07.357	12	6.058	0.242
23	43		13	Arnie SHELTON	Honda - e3 Motorsport with Shelton Racing	2:07.583	9	2:07.387	9	6.088	0.030
24	127		14	Georgina POLDEN	Honda - RS Racing	2:07.390	11	2:07.896	11	6.091	0.003
25	124		15	Tasia RODINK	Honda - Promemo Racing	2:10.157	10	2:07.838	11	6.539	0.448
26	74	M3	11	Joe THOMPSON	Repli-Cast - Repli-Cast UK	2:10.043	12	2:08.722	11	7.423	0.884
27	84		16	Daniel HERMANSSON	TSR Luyten - FPW Racing	2:09.072	12	2:09.331	6	7.773	0.350
28	41		17	Milo WARD	Luyten Honda - FPW Racing	2:23.677	3	2:09.410	4	8.111	0.338
29	90		18	Greg GREENWOOD	Luyten Honda - FPW Racing	2:10.811	12	2:10.088	12	8.789	0.678
30	2		19	Ian RAYBON	KTM - Century 21 / Cresswell Racing	2:11.613	10	2:10.335	10	9.036	0.247
31	13	M3	12	Sam BURMAN	Honda - WNT / Burman Racing	2:10.376	12	2:10.622	12	9.077	0.041
32	44		20	Jake BAYFORD	Honda - Intek Adhesives by SGR Racing	2:10.940	11	2:13.003	9	9.641	0.564
33	47		21	Jake ARCHER	Honda - Jake Archer Racing	2:12.643	12		1	11.344	1.703
34	4		22	Louis VALLELEY	KTM - Century 21 / Cresswell Racing	2:14.414	11	2:12.763	12	11.464	0.120

QUALIFYING LAPTIME (110.0% of 2:01.299) = 2:13.428

35	7	23	Jamie ASHBY	Honda - JPA Racing / SP125	2:14.075	11	2:13.959	11	12.660	1.196
36	3	24	Alex PLATT	Honda - Century 21 / Cresswell Racing	2:26.902	4	2:20.024	4	18.725	6.065

Weather / Track : Cloudy / Dry

These results are provisional until the conclusion of any judicial and technical matters.

Snetterton 300

Circuit Length = 2.9689 miles

Start: 15:20 Flag 15:45 End: 15:47

Race Director :	Stewards :	Timekeeper :
-----------------	------------	--------------

Results can be found at [www.britishsuperbike.com](http://www.britishsuperbike.com)

Printed - 15:48 Saturday, 14 June 2014



## QUALIFYING 2 - CLASSIFICATION



POS	NO	CL	PIC NAME	ENTRY	TIME	ON	LAPS	GAP	DIFF	MPH
1	28		1 Bradley RAY	EE125 - FAB-Racing	2:01.299	6	11			88.11
2	66	M3	1 Joe IRVING	KTM - Redline KTM	2:01.319	9	12	0.020	0.020	88.09
3	12		2 Edward RENDELL	Honda - Banks Racing	2:03.157	10	10	1.858	1.838	86.78
4	34	M3	2 Jordan WEAVING	KTM - Jordan Racing / Burkert	2:03.364	7	12	2.065	0.207	86.63
5	86	M3	3 Charlie NESBITT	Repli-Cast - Repli-Cast UK	2:03.528	10	12	2.229	0.164	86.52
6	61	M3	4 Ernst DUBBINK	Honda - Ernst Dubbink Racing	2:03.561	12	12	2.262	0.033	86.50
7	36	M3	5 Jayson URIBE	Honda - FPW Racing / RSR	2:03.564	9	12	2.265	0.003	86.49
8	42	M3	6 James HOBSON	Honda - Two 4 Motorsport	2:03.612	9	10	2.313	0.048	86.46
9	69	M3	7 Tom BOOTH-AMOS	Honda - Ellomoto / Banks Racing	2:03.917	8	10	2.618	0.305	86.25
10	17		3 James FLITCROFT	Nykos - Kinpac Racing	2:04.154	9	10	2.855	0.237	86.08
11	6		4 Taz TAYLOR	Luyten Honda - FPW Racing / Hookless Holidays	2:04.251	8	11	2.952	0.097	86.02
12	35		5 Elliot LODGE	Honda - SP125 / Spike Racing	2:04.375	6	8	3.076	0.124	85.93
13	164		6 Anthony ALONSO	Honda - SP125 / BARF Racing	2:04.605	12	12	3.306	0.230	85.77
14	72		7 Alex PERSSON	Honda - PWR / Nordgren Racing	2:05.512	11	11	4.213	0.907	85.15
15	65		8 Josh OWENS	Honda - RCD Motorsport	2:05.595	10	11	4.296	0.083	85.09
16	64		9 Asher DURHAM	Honda - SP125Racing.com	2:05.706	10	10	4.407	0.111	85.02
17	25	M3	8 Mike BROUWERS	Honda - Joma / Brouwers Racing Team	2:05.732	11	12	4.433	0.026	85.00
18	11		10 Joseph THOMAS	Honda - Moto UK Racing	2:06.605	10	10	5.306	0.873	84.42
19	19		11 Kai JOHNSON	Nykos - Kinpac Racing	2:06.931	11	12	5.632	0.326	84.20
20	79	M3	9 Chris TAYLOR	Honda - Ducati Coventry	2:07.071	11	11	5.772	0.140	84.11
21	142	M3	10 Brian SLOOTEN	Honda - Bakker Frames Holland	2:07.138	8	8	5.839	0.067	84.06
22	88		12 Wesley JONKER	Honda - Racing Family	2:07.357	12	12	6.058	0.219	83.92
23	43		13 Arnie SHELTON	Honda - e3 Motorsport with Shelton Racing	2:07.387	9	9	6.088	0.030	83.90
24	124		14 Tasia RODINK	Honda - Promemo Racing	2:07.838	11	11	6.539	0.451	83.60
25	127		15 Georgina POLDEN	Honda - RS Racing	2:07.896	10	11	6.597	0.058	83.56
26	74	M3	11 Joe THOMPSON	Repli-Cast - Repli-Cast UK	2:08.722	10	11	7.423	0.826	83.03
27	84		16 Daniel HERMANSSON	TSR Luyten - FPW Racing	2:09.331	5	6	8.032	0.609	82.64
28	41		17 Milo WARD	Luyten Honda - FPW Racing	2:09.410	4	4	8.111	0.079	82.59
29	90		18 Greg GREENWOOD	Luyten Honda - FPW Racing	2:10.088	12	12	8.789	0.678	82.16
30	2		19 Ian RAYBON	KTM - Century 21 / Cresswell Racing	2:10.335	9	10	9.036	0.247	82.00
31	13	M3	12 Sam BURMAN	Honda - WNT / Burman Racing	2:10.622	11	12	9.323	0.287	81.82
32	4		20 Louis VALLELEY	KTM - Century 21 / Cresswell Racing	2:12.763	7	12	11.464	2.141	80.50
33	44		21 Jake BAYFORD	Honda - Intek Adhesives by SGR Racing	2:13.003	4	9	11.704	0.240	80.35

QUALIFYING LAPTIME (110.0% of 2:01.299) = 2:13.428

34	7	22	Jamie ASHBY	Honda - JPA Racing / SP125	2:13.959	11	11	12.660	0.956	79.78
35	3	23	Alex PLATT	Honda - Century 21 / Cresswell Racing	2:20.024	4	4	18.725	6.065	76.33
36	47	24	Jake ARCHER	Honda - Jake Archer Racing			1			

Weather / Track : Cloudy / Dry

These results are provisional until the conclusion of any judicial and technical matters.

Snetterton 300

Circuit Length = 2.9689 miles

Start: 15:20 Flag 15:45 End: 15:47

Race Director :	Stewards :	Timekeeper :
-----------------	------------	--------------

Results can be found at [www.britishsuperbike.com](http://www.britishsuperbike.com)

Printed - 15:50 Saturday, 14 June 2014



MCRCB BULLETIN TK135

2014 MCE British Superbike Championship - Round 3

2014 Motul British Motostar Championship

QUALIFYING 2 - SECTOR ANALYSIS

SECTOR 1 = FL to I1, SECTOR 2 = I1 to I2, SECTOR 3 = I2 to FL, DIFF = Difference To Personal Best Lap

P1		28		Bradley RAY		EE125 - FAB-Racing				
LAP	SECTOR 1		SECTOR 2		SECTOR 3		LAP TIME	MPH	DIFF	TIME OF DAY
1 -	42.881	98.8	46.550	116.9	43.972	107.5	2:13.403	80.11	12.104	15:24:40.700
2 -	43.116	97.5	47.648	103.7	42.766	118.3	2:13.530	80.04	12.231	15:26:54.230
3 -	38.935	<b>113.1</b>	43.752	128.0	41.363	122.4	2:04.050	86.15	2.751	15:28:58.280
4 -	38.798	111.6	43.818	124.2	40.787	121.3	2:03.403	86.61	2.104	15:31:01.683
5 -	38.305	112.2	43.277	127.3	40.095	121.5	2:01.677 (2)	87.83	0.378	15:33:03.360
6 -	38.513	112.5	<b>42.997</b>	<b>128.3</b>	<b>39.789</b>	<b>122.9</b>	<b>2:01.299 (1)</b>	<b>88.11</b>		<b>15:35:04.659</b>
7 -	38.376	112.4	43.792	127.0	40.237	119.6	2:02.405	87.31	1.106	15:37:07.064
8 -	<b>38.185</b>	111.4	43.005	126.8	40.615	121.1	2:01.805 (3)	87.74	0.506	15:39:08.869
9 -	38.544	112.7	43.345	125.9	43.569	119.8	2:05.458	85.19	4.159	15:41:14.327
10 -	38.397	112.0	43.797	127.8	40.306	122.0	2:02.500	87.24	1.201	15:43:16.827
11 -	40.148	110.0	43.755	127.8	40.347	115.1	2:04.250	86.02	2.951	15:45:21.077

P2		66 M3		Joe IRVING		KTM - Redline KTM				
LAP	SECTOR 1		SECTOR 2		SECTOR 3		LAP TIME	MPH	DIFF	TIME OF DAY
1 -	OUTLAP	113.1	44.231	127.8	42.421	122.9	2:12.336	80.76	11.017	15:22:16.756
2 -	39.385	113.9	44.052	128.5	41.902	122.0	2:05.339	85.27	4.020	15:24:22.095
3 -	38.541	114.1	43.638	129.3	41.020	123.8	2:03.199	86.75	1.880	15:26:25.294
4 -	38.612	114.3	43.424	128.3	40.607	124.0	2:02.643	87.14	1.324	15:28:27.937
5 -	38.510	114.3	43.078	128.8	40.417	124.0	2:02.005	87.60	0.686	15:30:29.942
6 -	41.295	101.3	45.683	118.7	44.702	122.9	2:11.680	81.16	10.361	15:32:41.622
7 -	39.791	112.5	44.906	125.6	IN PIT		3:49.053 P	46.66	1:47.734	15:36:30.675
8 -	OUTLAP	112.0	43.940	128.3	40.902	124.2	2:07.782	83.64	6.463	15:38:38.457
9 -	38.347	<b>115.5</b>	42.986	129.5	<b>39.986</b>	123.3	<b>2:01.319 (1)</b>	<b>88.09</b>		<b>15:40:39.776</b>
10 -	38.192	114.9	43.052	<b>129.8</b>	40.466	120.4	2:01.710 (3)	87.81	0.391	15:42:41.486
11 -	38.314	113.9	43.157	127.8	40.272	123.5	2:01.743	87.79	0.424	15:44:43.229
12 -	<b>38.118</b>	114.1	<b>42.869</b>	128.5	40.349	<b>124.5</b>	2:01.336 (2)	88.08	0.017	15:46:44.565

P3		12		Edward RENDELL		Honda - Banks Racing				
LAP	SECTOR 1		SECTOR 2		SECTOR 3		LAP TIME	MPH	DIFF	TIME OF DAY
1 -	39.952	107.0	45.557	119.1	41.730	116.5	2:07.239	84.00	4.082	15:27:13.990
2 -	40.166	107.3	44.892	119.4	41.261	115.1	2:06.319	84.61	3.162	15:29:20.309
3 -	39.333	108.4	44.138	121.5	41.895	117.9	2:05.366	85.25	2.209	15:31:25.675
4 -	38.886	108.5	44.320	121.3	40.867	116.5	2:04.073	86.14	0.916	15:33:29.748
5 -	39.274	108.4	44.111	121.1	41.259	<b>118.5</b>	2:04.644	85.74	1.487	15:35:34.392
6 -	38.807	109.1	44.003	119.1	40.616	116.1	2:03.426 (3)	86.59	0.269	15:37:37.818
7 -	38.708	109.1	44.156	<b>122.0</b>	41.078	115.7	2:03.942	86.23	0.785	15:39:41.760
8 -	39.061	<b>109.2</b>	44.914	121.1	41.208	116.3	2:05.183	85.37	2.026	15:41:46.943
9 -	<b>38.654</b>	108.0	43.983	121.3	40.543	115.9	2:03.180 (2)	86.76	0.023	15:43:50.123
10 -	38.873	<b>109.2</b>	<b>43.818</b>	120.4	<b>40.466</b>	116.5	<b>2:03.157 (1)</b>	<b>86.78</b>		<b>15:45:53.280</b>

P4		34 M3		Jordan WEAVING		KTM - Jordan Racing / Burkert				
LAP	SECTOR 1		SECTOR 2		SECTOR 3		LAP TIME	MPH	DIFF	TIME OF DAY
1 -	OUTLAP	99.5	47.158	125.2	45.279	120.9	2:20.540	76.05	17.176	15:22:32.032
2 -	41.531	108.9	45.203	124.5	41.982	120.9	2:08.716	83.03	5.352	15:24:40.748
3 -	39.462	107.0	45.112	125.2	41.824	120.2	2:06.398	84.55	3.034	15:26:47.146
4 -	39.784	109.1	44.686	125.9	41.483	119.8	2:05.953	84.85	2.589	15:28:53.099
5 -	39.564	109.6	44.190	123.8	41.102	120.6	2:04.856	85.60	1.492	15:30:57.955
6 -	39.142	110.0	43.996	123.8	40.826	121.1	2:03.964	86.21	0.600	15:33:01.919
7 -	39.176	110.0	43.846	<b>126.1</b>	<b>40.342</b>	<b>122.0</b>	<b>2:03.364 (1)</b>	<b>86.63</b>		<b>15:35:05.283</b>
8 -	39.118	<b>110.7</b>	44.007	124.7	40.909	120.4	2:04.034	86.17	0.670	15:37:09.317
9 -	38.888	109.2	45.472	121.1	42.143	120.0	2:06.503	84.48	3.139	15:39:15.820
10 -	<b>38.827</b>	110.0	44.067	124.9	40.895	120.2	2:03.789 (3)	86.34	0.425	15:41:19.609
11 -	39.585	108.4	44.168	125.2	40.956	119.6	2:04.709	85.70	1.345	15:43:24.318
12 -	39.196	109.4	<b>43.639</b>	124.0	40.644	121.1	2:03.479 (2)	86.55	0.115	15:45:27.797

P5		86 M3		Charlie NESBITT		Repli-Cast - Repli-Cast UK				
LAP	SECTOR 1		SECTOR 2		SECTOR 3		LAP TIME	MPH	DIFF	TIME OF DAY
1 -	OUTLAP	108.5	46.360	124.0	44.222	119.8	2:17.080	77.96	13.552	15:22:25.585

Snetterton 300  
 Circuit Length = 2.9689 miles  
 Start: 15:20 Flag 15:45 End: 15:47

Weather / Track : Cloudy / Dry

# MCRCB BULLETIN TK135

## 2014 MCE British Superbike Championship - Round 3

### 2014 Motul British Motostar Championship

#### QUALIFYING 2 - SECTOR ANALYSIS

SECTOR 1 = FL to I1, SECTOR 2 = I1 to I2, SECTOR 3 = I2 to FL, DIFF = Difference To Personal Best Lap

2 -	40.071	<b>113.5</b>	44.939	126.1	40.997	119.6	2:06.007	84.82	2.479	15:24:31.592
3 -	39.693	104.5	45.180	124.2	41.362	119.4	2:06.235	84.66	2.707	15:26:37.827
4 -	39.125	111.6	44.575	125.6	41.290	119.8	2:04.990	85.51	1.462	15:28:42.817
5 -	39.539	112.5	44.533	125.9	41.301	120.2	2:05.373	85.25	1.845	15:30:48.190
6 -	39.209	112.9	44.358	124.9	40.871	119.6	2:04.438 (3)	85.89	0.910	15:32:52.628
7 -	39.513	111.2	44.436	125.9	40.993	119.4	2:04.942	85.54	1.414	15:34:57.570
8 -	39.276	111.4	44.347	126.3	41.789	119.1	2:05.412	85.22	1.884	15:37:02.982
9 -	39.480	112.4	44.289	124.2	42.389	122.2	2:06.158	84.71	2.630	15:39:09.140
<b>10 -</b>	<b>38.859</b>	<b>112.9</b>	<b>43.669</b>	<b>127.5</b>	41.000	120.6	<b>2:03.528 (1)</b>	<b>86.52</b>		<b>15:41:12.668</b>
11 -	<b>38.800</b>	111.2	44.233	127.0	41.017	116.1	2:04.050 (2)	86.15	0.522	15:43:16.718
12 -	40.122	109.4	44.415	125.4	<b>40.450</b>	<b>122.4</b>	2:04.987	85.51	1.459	15:45:21.705

P6		61 M3		Ernst DUBBINK		Honda - Ernst Dubbink Racing					
LAP	SECTOR 1	SECTOR 2	SECTOR 3	LAP TIME	MPH	DIFF	TIME OF DAY				
1 -	OUTLAP	86.2	53.597	104.6	45.370	120.4	2:28.804	71.82	25.243	15:22:43.546	
2 -	41.650	112.7	45.357	<b>124.9</b>	42.152	<b>123.1</b>	2:09.159	82.75	5.598	15:24:52.705	
3 -	39.402	112.9	44.255	124.0	43.549	122.9	2:07.206	84.02	3.645	15:26:59.911	
4 -	39.698	110.9	44.040	124.0	IN PIT		2:45.887	<b>P</b>	64.42	42.326	15:29:45.798
5 -	OUTLAP	114.1	44.489	124.2	41.930	122.4	2:09.633	82.44	6.072	15:31:55.431	
6 -	39.123	114.3	43.931	<b>124.9</b>	41.474	122.9	2:04.528	85.82	0.967	15:33:59.959	
7 -	38.896	<b>115.1</b>	43.702	<b>124.9</b>	41.684	121.3	2:04.282 (2)	85.99	0.721	15:36:04.241	
8 -	<b>38.894</b>	<b>115.1</b>	44.042	123.5	41.462	122.6	2:04.398	85.91	0.837	15:38:08.639	
9 -	40.547	110.0	45.040	123.8	42.480	121.5	2:08.067	83.45	4.506	15:40:16.706	
10 -	39.107	113.9	43.705	123.8	41.474	120.0	2:04.286 (3)	85.99	0.725	15:42:20.992	
11 -	38.942	113.5	44.302	124.5	41.562	121.3	2:04.806	85.63	1.245	15:44:25.798	
<b>12 -</b>	39.043	113.9	<b>43.501</b>	124.2	<b>41.017</b>	121.3	<b>2:03.561 (1)</b>	<b>86.50</b>		<b>15:46:29.359</b>	

P7		36 M3		Jayson URIBE		Honda - FPW Racing / RSR				
LAP	SECTOR 1	SECTOR 2	SECTOR 3	LAP TIME	MPH	DIFF	TIME OF DAY			
1 -	OUTLAP	104.3	48.034	124.7	43.419	120.2	2:22.069	75.23	18.505	15:22:28.055
2 -	40.535	109.1	44.966	125.4	42.703	118.9	2:08.204	83.36	4.640	15:24:36.259
3 -	39.238	108.5	46.240	124.7	41.794	117.5	2:07.272	83.97	3.708	15:26:43.531
4 -	39.359	108.9	44.382	123.8	41.592	119.4	2:05.333	85.27	1.769	15:28:48.864
5 -	39.068	109.2	44.075	124.0	41.471	<b>121.5</b>	2:04.614	85.76	1.050	15:30:53.478
6 -	39.014	109.6	44.144	120.4	41.007	120.0	2:04.165 (3)	86.07	0.601	15:32:57.643
7 -	38.916	108.9	44.046	123.3	40.850	119.6	2:03.812 (2)	86.32	0.248	15:35:01.455
8 -	39.003	109.6	44.486	123.5	<b>40.821</b>	118.7	2:04.310	85.97	0.746	15:37:05.765
<b>9 -</b>	<b>38.796</b>	109.6	<b>43.759</b>	123.1	41.009	121.3	<b>2:03.564 (1)</b>	<b>86.49</b>		<b>15:39:09.329</b>
10 -	38.849	<b>112.9</b>	44.816	124.7	52.440	118.3	2:16.105	78.52	12.541	15:41:25.434
11 -	39.863	107.8	44.295	<b>125.9</b>	41.193	118.7	2:05.351	85.26	1.787	15:43:30.785
12 -	40.012	106.8	44.652	122.9	41.077	119.1	2:05.741	85.00	2.177	15:45:36.526

P8		42 M3		James HOBSON		Honda - Two 4 Motorsport					
LAP	SECTOR 1	SECTOR 2	SECTOR 3	LAP TIME	MPH	DIFF	TIME OF DAY				
1 -	40.634	110.5	44.501	127.8	41.554	123.3	2:06.689	84.36	3.077	15:24:22.736	
2 -	39.258	110.0	44.211	128.5	<b>40.993</b>	123.1	2:04.462	85.87	0.850	15:26:27.198	
3 -	39.135	110.5	44.339	128.0	41.383	122.4	2:04.857	85.60	1.245	15:28:32.055	
4 -	39.281	109.4	43.801	129.0	41.048	124.0	2:04.130 (2)	86.10	0.518	15:30:36.185	
5 -	39.013	109.6	44.063	127.8	41.151	123.3	2:04.227 (3)	86.03	0.615	15:32:40.412	
6 -	<b>38.730</b>	110.9	43.886	128.5	IN PIT		4:46.607	<b>P</b>	37.29	2:42.995	15:37:27.019
7 -	OUTLAP	106.1	45.686	126.1	41.669	<b>124.2</b>	2:14.975	79.18	11.363	15:39:41.994	
8 -	39.218	110.5	44.378	129.5	41.410	112.4	2:05.006	85.50	1.394	15:41:47.000	
<b>9 -</b>	38.858	<b>112.4</b>	<b>43.681</b>	<b>130.8</b>	41.073	122.6	<b>2:03.612 (1)</b>	<b>86.46</b>		<b>15:43:50.612</b>	
10 -	39.153	110.9	43.836	127.8	41.239	122.4	2:04.228	86.03	0.616	15:45:54.840	

P9		69 M3		Tom BOOTH-AMOS		Honda - Ellomoto / Banks Racing				
LAP	SECTOR 1	SECTOR 2	SECTOR 3	LAP TIME	MPH	DIFF	TIME OF DAY			
1 -	OUTLAP	104.2	45.836	125.4	42.946	118.7	2:14.834	79.26	10.917	15:24:09.762
2 -	39.696	110.1	49.712	122.9	42.657	118.3	2:12.065	80.93	8.148	15:26:21.827
3 -	39.814	110.7	44.689	125.2	41.815	<b>121.3</b>	2:06.318	84.61	2.401	15:28:28.145
4 -	<b>38.772</b>	112.5	<b>43.761</b>	125.9	41.613	117.5	2:04.146 (3)	86.09	0.229	15:30:32.291

Weather / Track : Cloudy / Dry

Snetterton 300

Circuit Length = 2.9689 miles

Start: 15:20 Flag 15:45 End: 15:47

**MCRCB BULLETIN TK135**

**2014 MCE British Superbike Championship - Round 3**

**2014 Motul British Motostar Championship**

**QUALIFYING 2 - SECTOR ANALYSIS**

SECTOR 1 = FL to I1, SECTOR 2 = I1 to I2, SECTOR 3 = I2 to FL, DIFF = Difference To Personal Best Lap

5 -	40.640	107.0	44.708	122.6	IN PIT		4:20.628	P	41.00	2:16.711	15:34:52.919
6 -	OUTLAP	108.2	45.138	125.6	41.929	117.9	2:09.991		82.22	6.074	15:37:02.910
7 -	39.614	<b>112.9</b>	44.347	<b>126.1</b>	41.692	118.7	2:05.653		85.06	1.736	15:39:08.563
8 -	39.213	108.9	43.826	125.6	40.878	118.7	<b>2:03.917</b>	(1)	<b>86.25</b>		<b>15:41:12.480</b>
9 -	39.093	109.2	44.965	125.6	40.924	118.5	2:04.982		85.51	1.065	15:43:17.462
10 -	39.083	108.4	44.156	125.6	<b>40.805</b>	120.0	2:04.044	(2)	86.16	0.127	15:45:21.506

**P10 17 James FLITCROFT** Nykos - Kinpac Racing

LAP	SECTOR 1	SECTOR 2	SECTOR 3	LAP TIME	MPH	DIFF	TIME OF DAY				
1 -	OUTLAP	104.8	46.660	124.5	43.822	<b>121.7</b>	2:17.533	77.71	13.379	15:22:25.596	
2 -	39.490	109.6	44.726	125.4	41.760	120.2	2:05.976	84.84	1.822	15:24:31.572	
3 -	39.651	101.5	45.790	124.9	41.576	119.1	2:07.017	84.14	2.863	15:26:38.589	
4 -	39.258	111.1	44.787	124.9	41.193	118.7	2:05.238	(3)	85.34	1.084	15:28:43.827
5 -	39.507	110.7	44.840	125.6	41.549	119.8	2:05.896		84.89	1.742	15:30:49.723
6 -	39.361	<b>111.2</b>	44.788	124.0	IN PIT		7:48.599	P	22.80	5:44.445	15:38:38.322
7 -	OUTLAP	111.1	45.034	125.4	41.257	118.5	2:10.823		81.69	6.669	15:40:49.145
8 -	<b>39.139</b>	111.1	45.125	<b>126.1</b>	41.600	117.9	2:05.864		84.91	1.710	15:42:55.009
9 -	39.229	110.9	<b>44.193</b>	124.9	<b>40.732</b>	118.7	<b>2:04.154</b>	(1)	<b>86.08</b>		<b>15:44:59.163</b>
10 -	39.349	110.3	44.202	124.9	40.895	118.5	2:04.446	(2)	85.88	0.292	15:47:03.609

**P11 6 Taz TAYLOR** Luyten Honda - FPW Racing / Hookless Holidays

LAP	SECTOR 1	SECTOR 2	SECTOR 3	LAP TIME	MPH	DIFF	TIME OF DAY				
1 -	OUTLAP	102.9	47.953	<b>127.8</b>	43.599	<b>121.5</b>	2:22.099	75.21	17.848	15:22:28.561	
2 -	40.622	100.1	45.545	127.0	IN PIT		4:05.448	P	43.54	2:01.197	15:26:34.009
3 -	OUTLAP	110.9	44.684	125.9	43.208	118.1	2:14.797		79.29	10.546	15:28:48.806
4 -	39.434	<b>112.7</b>	44.010	127.0	42.159	120.9	2:05.603		85.09	1.352	15:30:54.409
5 -	39.086	112.0	<b>43.809</b>	126.1	41.932	120.6	2:04.827		85.62	0.576	15:32:59.236
6 -	39.130	111.6	44.099	127.0	41.543	120.2	2:04.772		85.66	0.521	15:35:04.008
7 -	39.079	108.2	44.613	125.6	<b>41.167</b>	120.6	2:04.859		85.60	0.608	15:37:08.867
8 -	<b>38.693</b>	112.2	44.023	124.5	41.535	119.8	<b>2:04.251</b>	(1)	<b>86.02</b>		<b>15:39:13.118</b>
9 -	39.272	110.7	43.887	125.9	41.590	119.1	2:04.749	(3)	85.67	0.498	15:41:17.867
10 -	39.251	110.5	44.074	126.6	41.686	118.7	2:05.011		85.49	0.760	15:43:22.878
11 -	38.969	111.1	43.991	125.4	41.551	119.4	2:04.511	(2)	85.84	0.260	15:45:27.389

**P12 35 Elliot LODGE** Honda - SP125 / Spike Racing

LAP	SECTOR 1	SECTOR 2	SECTOR 3	LAP TIME	MPH	DIFF	TIME OF DAY				
1 -	40.753	105.3	45.855	119.4	42.723	115.3	2:09.331	82.64	4.956	15:24:31.430	
2 -	40.135	104.0	45.835	121.5	41.886	116.7	2:07.856	83.59	3.481	15:26:39.286	
3 -	40.285	107.8	45.269	120.4	42.131	115.7	2:07.685	83.70	3.310	15:28:46.971	
4 -	39.979	108.5	44.794	120.6	41.694	116.7	2:06.467	84.51	2.092	15:30:53.438	
5 -	39.373	<b>110.7</b>	44.311	121.7	41.343	116.5	2:05.027	(2)	85.48	0.652	15:32:58.465
6 -	39.065	109.6	<b>44.189</b>	<b>124.0</b>	<b>41.121</b>	<b>119.4</b>	<b>2:04.375</b>	(1)	<b>85.93</b>		<b>15:35:02.840</b>
7 -	39.577	109.1	44.595	121.7	41.325	115.7	2:05.497		85.16	1.122	15:37:08.337
8 -	<b>39.010</b>	109.1	44.582	122.0	41.574	117.7	2:05.166	(3)	85.39	0.791	15:39:13.503

**P13 164 Anthony ALONSO** Honda - SP125 / BARF Racing

LAP	SECTOR 1	SECTOR 2	SECTOR 3	LAP TIME	MPH	DIFF	TIME OF DAY				
1 -	OUTLAP	100.7	48.457	116.3	44.313	116.5	2:23.441	74.51	18.836	15:22:28.155	
2 -	40.427	107.7	45.325	<b>125.9</b>	42.743	116.3	2:08.495	83.17	3.890	15:24:36.650	
3 -	39.361	109.4	45.820	121.7	42.158	115.7	2:07.339	83.93	2.734	15:26:43.989	
4 -	39.460	107.8	44.235	123.3	41.652	116.1	2:05.347	85.26	0.742	15:28:49.336	
5 -	39.208	<b>110.1</b>	44.182	124.2	42.176	<b>117.3</b>	2:05.566	85.11	0.961	15:30:54.902	
6 -	<b>39.044</b>	109.4	<b>44.156</b>	122.2	41.493	116.7	2:04.693	(2)	85.71	0.088	15:32:59.595
7 -	39.366	107.8	44.422	121.5	41.348	115.5	2:05.136	(3)	85.41	0.531	15:35:04.731
8 -	40.059	109.8	44.221	122.9	42.108	116.3	2:06.388	84.56	1.783	15:37:11.119	
9 -	39.200	108.5	44.726	118.9	41.401	115.3	2:05.327	85.28	0.722	15:39:16.446	
10 -	39.296	107.2	44.594	123.1	41.870	115.1	2:05.760	84.98	1.155	15:41:22.206	
11 -	39.274	105.3	44.554	120.2	41.566	115.9	2:05.394	85.23	0.789	15:43:27.600	
12 -	39.179	107.8	44.162	120.0	<b>41.264</b>	114.7	<b>2:04.605</b>	(1)	<b>85.77</b>		<b>15:45:32.205</b>

Weather / Track : Cloudy / Dry



# MCRCB BULLETIN TK135

## 2014 MCE British Superbike Championship - Round 3

## 2014 Motul British Motostar Championship

### QUALIFYING 2 - SECTOR ANALYSIS

SECTOR 1 = FL to I1, SECTOR 2 = I1 to I2, SECTOR 3 = I2 to FL, DIFF = Difference To Personal Best Lap

<b>P14</b>		<b>72</b>		<b>Alex PERSSON</b>		Honda - PWR / Nordgren Racing					
LAP		SECTOR 1		SECTOR 2		SECTOR 3		LAP TIME	MPH	DIFF	TIME OF DAY
1 -	OUTLAP	93.8		48.257	120.6	IN PIT		2:47.976	P 63.62	42.464	15:22:56.502
2 -	OUTLAP	106.8		45.735	121.3	42.238	<b>117.7</b>	2:12.224	80.83	6.712	15:25:08.726
3 -	39.958	109.4		44.690	121.1	42.408	<b>117.7</b>	2:07.056	84.12	1.544	15:27:15.782
4 -	40.195	110.0		44.972	120.9	41.964	<b>117.7</b>	2:07.131	84.07	1.619	15:29:22.913
5 -	39.719	<b>110.3</b>		44.815	120.6	42.381	117.1	2:06.915	84.21	1.403	15:31:29.828
6 -	40.211	106.5		46.098	119.6	IN PIT		3:27.300	P 51.55	1:21.788	15:34:57.128
7 -	OUTLAP	108.0		45.227	122.0	41.947	117.5	2:19.451	76.64	13.939	15:37:16.579
8 -	39.543	109.8		45.279	122.6	41.678	117.5	2:06.500	(3) 84.49	0.988	15:39:23.079
9 -	40.895	108.4		45.576	123.5	41.901	117.1	2:08.372	83.25	2.860	15:41:31.451
10 -	<b>39.304</b>	108.5		45.266	<b>124.0</b>	41.772	117.5	2:06.342	(2) 84.59	0.830	15:43:37.793
11 -	39.475	110.0		<b>44.421</b>	121.3	<b>41.616</b>	117.3	<b>2:05.512</b>	(1) <b>85.15</b>		<b>15:45:43.305</b>

<b>P15</b>		<b>65</b>		<b>Josh OWENS</b>		Honda - RCD Motorsport					
LAP		SECTOR 1		SECTOR 2		SECTOR 3		LAP TIME	MPH	DIFF	TIME OF DAY
1 -	OUTLAP	107.8		47.049	<b>126.8</b>	45.466	<b>119.8</b>	2:17.969	77.46	12.374	15:22:32.151
2 -	41.313	107.2		45.765	124.2	42.612	119.4	2:09.690	82.41	4.095	15:24:41.841
3 -	40.317	107.5		45.103	124.2	43.123	117.7	2:08.543	83.14	2.948	15:26:50.384
4 -	40.068	108.0		44.928	124.7	42.920	119.1	2:07.916	83.55	2.321	15:28:58.300
5 -	39.782	108.7		<b>44.432</b>	124.5	42.888	119.1	2:07.102	84.09	1.507	15:31:05.402
6 -	39.928	108.4		45.309	123.3	IN PIT		3:33.336	P 50.09	1:27.741	15:34:38.738
7 -	OUTLAP	108.5		45.784	123.3	42.111	116.3	2:14.637	79.38	9.042	15:36:53.375
8 -	40.166	107.5		45.129	123.3	42.005	116.1	2:07.300	83.95	1.705	15:39:00.675
9 -	39.879	108.0		44.698	123.3	41.467	116.5	2:06.044	(3) 84.79	0.449	15:41:06.719
10 -	39.830	109.1		44.433	124.7	<b>41.332</b>	116.5	<b>2:05.595</b>	(1) <b>85.09</b>		<b>15:43:12.314</b>
11 -	<b>39.659</b>	<b>109.6</b>		44.466	124.2	41.876	117.1	2:06.001	(2) 84.82	0.406	15:45:18.315

<b>P16</b>		<b>64</b>		<b>Asher DURHAM</b>		Honda - SP125Racing.com					
LAP		SECTOR 1		SECTOR 2		SECTOR 3		LAP TIME	MPH	DIFF	TIME OF DAY
1 -	39.803	108.2		44.907	123.3	42.559	116.7	2:07.269	83.98	1.563	15:24:24.486
2 -	40.275	108.5		45.673	120.4	IN PIT		4:10.205	P 42.71	2:04.499	15:28:34.691
3 -	OUTLAP	107.3		45.698	120.0	41.841	116.7	2:14.376	79.53	8.670	15:30:49.067
4 -	40.467	<b>109.1</b>		44.718	123.3	42.190	116.1	2:07.375	83.91	1.669	15:32:56.442
5 -	40.089	108.9		44.770	<b>124.2</b>	<b>41.443</b>	116.5	2:06.302	84.62	0.596	15:35:02.744
6 -	39.883	106.8		45.912	124.0	41.799	<b>117.7</b>	2:07.594	83.76	1.888	15:37:10.338
7 -	39.552	108.9		45.522	123.3	41.551	<b>117.7</b>	2:06.625	84.40	0.919	15:39:16.963
8 -	<b>39.469</b>	108.0		<b>44.572</b>	122.6	42.112	117.3	2:06.153	(3) 84.72	0.447	15:41:23.116
9 -	39.671	108.0		44.694	122.2	41.692	116.5	2:06.057	(2) 84.78	0.351	15:43:29.173
10 -	39.605	108.7		44.583	120.6	41.518	117.3	<b>2:05.706</b>	(1) <b>85.02</b>		<b>15:45:34.879</b>

<b>P17</b>		<b>25 M3</b>		<b>Mike BROUWERS</b>		Honda - Joma / Brouwers Racing Team					
LAP		SECTOR 1		SECTOR 2		SECTOR 3		LAP TIME	MPH	DIFF	TIME OF DAY
1 -	OUTLAP	100.0		48.175	123.8	43.700	118.3	2:19.829	76.43	14.097	15:22:29.139
2 -	40.547	108.9		45.313	<b>124.7</b>	43.320	<b>118.9</b>	2:09.180	82.73	3.448	15:24:38.319
3 -	39.752	<b>109.6</b>		45.229	120.9	42.041	117.5	2:07.022	84.14	1.290	15:26:45.341
4 -	40.585	107.7		45.760	119.8	41.644	118.5	2:07.989	83.50	2.257	15:28:53.330
5 -	39.949	108.4		45.020	120.0	41.651	116.5	2:06.620	84.41	0.888	15:30:59.950
6 -	39.973	107.7		50.632	119.4	42.037	115.7	2:12.642	80.57	6.910	15:33:12.592
7 -	39.798	108.2		44.785	120.9	41.426	117.1	2:06.009	(2) 84.81	0.277	15:35:18.601
8 -	40.369	108.9		44.936	120.0	41.788	117.1	2:07.093	84.09	1.361	15:37:25.694
9 -	39.807	108.2		44.688	120.0	41.659	115.3	2:06.154	84.72	0.422	15:39:31.848
10 -	<b>39.604</b>	108.0		46.437	113.1	42.121	115.5	2:08.162	83.39	2.430	15:41:40.010
11 -	39.862	106.8		<b>44.632</b>	121.3	<b>41.238</b>	115.3	<b>2:05.732</b>	(1) <b>85.00</b>		<b>15:43:45.742</b>
12 -	39.947	107.5		44.936	119.4	41.256	116.5	2:06.139	(3) 84.73	0.407	15:45:51.881

<b>P18</b>		<b>11</b>		<b>Joseph THOMAS</b>		Honda - Moto UK Racing					
LAP		SECTOR 1		SECTOR 2		SECTOR 3		LAP TIME	MPH	DIFF	TIME OF DAY
1 -	OUTLAP	108.4		45.430	122.0	42.907	<b>118.1</b>	2:12.694	80.54	6.089	15:23:08.485
2 -	40.381	108.0		44.989	122.2	42.576	117.9	2:07.946	83.53	1.341	15:25:16.431

Snetterton 300  
Circuit Length = 2.9689 miles  
Start: 15:20 Flag 15:45 End: 15:47

Weather / Track : Cloudy / Dry

## MCRCB BULLETIN TK135

## 2014 MCE British Superbike Championship - Round 3

## 2014 Motul British Motostar Championship

## QUALIFYING 2 - SECTOR ANALYSIS

SECTOR 1 = FL to I1, SECTOR 2 = I1 to I2, SECTOR 3 = I2 to FL, DIFF = Difference To Personal Best Lap

3 -	40.113	107.7	45.289	121.1	42.362	117.9	2:07.764	83.65	1.159	15:27:24.195
4 -	<b>39.636</b>	<b>109.4</b>	45.106	122.2	41.922	117.1	2:06.664 (2)	84.38	0.059	15:29:30.859
5 -	39.864	108.5	<b>44.848</b>	121.1	42.232	117.5	2:06.944 (3)	84.19	0.339	15:31:37.803
6 -	39.920	107.7	45.044	121.3	42.125	117.3	2:07.089	84.09	0.484	15:33:44.892
7 -	39.971	98.5	46.136	122.4	IN PIT		3:07.405 P	57.03	1:00.800	15:36:52.297
8 -	OUTLAP	107.3	45.829	118.3	IN PIT		2:27.214 P	72.60	20.609	15:39:19.511
9 -	OUTLAP	108.0	44.970	121.3	42.440	116.5	2:11.338	81.37	4.733	15:41:30.849
10 -	39.897	107.0	44.945	<b>122.6</b>	<b>41.763</b>	115.9	<b>2:06.605 (1)</b>	<b>84.42</b>		<b>15:43:37.454</b>

P19	19	Kai JOHNSON		Nykos - Kinpac Racing							
LAP	SECTOR 1	SECTOR 2	SECTOR 3	LAP TIME	MPH	DIFF	TIME OF DAY				
1 -	OUTLAP	87.7	48.587	118.5	46.173	116.7	2:23.953	74.24	17.022	15:22:32.074	
2 -	41.690	104.5	45.927	120.6	42.723	116.5	2:10.340	82.00	3.409	15:24:42.414	
3 -	40.199	106.8	45.085	120.6	42.835	<b>118.9</b>	2:08.119	83.42	1.188	15:26:50.533	
4 -	40.508	106.3	45.259	<b>121.3</b>	42.758	115.9	2:08.525	83.15	1.594	15:28:59.058	
5 -	40.355	<b>109.8</b>	45.699	119.4	42.382	114.5	2:08.436	83.21	1.505	15:31:07.494	
6 -	40.418	104.5	<b>45.013</b>	120.6	42.342	115.7	2:07.773	83.64	0.842	15:33:15.267	
7 -	40.467	106.1	45.098	120.2	41.923	115.3	2:07.488 (2)	83.83	0.557	15:35:22.755	
8 -	40.472	106.8	45.295	119.4	42.168	114.7	2:07.935	83.54	1.004	15:37:30.690	
9 -	40.358	107.2	45.120	116.5	42.035	114.3	2:07.513 (3)	83.81	0.582	15:39:38.203	
10 -	41.713	105.0	46.076	117.9	41.769	115.9	2:09.558	82.49	2.627	15:41:47.761	
11 -	<b>40.099</b>	104.2	45.097	<b>121.3</b>	<b>41.735</b>	113.9	<b>2:06.931 (1)</b>	<b>84.20</b>		<b>15:43:54.692</b>	
12 -	40.711	106.0	45.328	119.8	42.499	113.9	2:08.538	83.15	1.607	15:46:03.230	

P20	79 M3	Chris TAYLOR		Honda - Ducati Coventry							
LAP	SECTOR 1	SECTOR 2	SECTOR 3	LAP TIME	MPH	DIFF	TIME OF DAY				
1 -	OUTLAP	75.8	53.713	103.5	48.997	106.8	2:41.340	66.24	34.269	15:22:52.647	
2 -	44.954	90.4	49.124	119.1	44.695	117.9	2:18.773	77.01	11.702	15:25:11.420	
3 -	41.302	105.8	46.333	120.0	43.336	117.3	2:10.971	81.60	3.900	15:27:22.391	
4 -	41.187	106.6	46.045	123.1	43.094	118.1	2:10.326	82.01	3.255	15:29:32.717	
5 -	40.631	107.0	46.350	120.2	43.187	117.1	2:10.168	82.10	3.097	15:31:42.885	
6 -	40.722	106.8	45.637	121.1	42.699	118.1	2:09.058 (3)	82.81	1.987	15:33:51.943	
7 -	40.376	<b>108.4</b>	48.579	112.7	44.602	118.5	2:13.557	80.02	6.486	15:36:05.500	
8 -	40.561	107.7	48.908	83.4	IN PIT		2:58.268 P	59.95	51.197	15:39:03.768	
9 -	OUTLAP	108.0	46.003	122.6	42.653	114.3	2:15.272	79.01	8.201	15:41:19.040	
10 -	40.515	108.0	45.245	<b>123.3</b>	42.462	118.1	2:08.222 (2)	83.35	1.151	15:43:27.262	
11 -	<b>39.994</b>	107.5	<b>45.025</b>	121.5	<b>42.052</b>	<b>119.1</b>	<b>2:07.071 (1)</b>	<b>84.11</b>		<b>15:45:34.333</b>	

P21	142 M3	Brian SLOOTEN		Honda - Bakker Frames Holland							
LAP	SECTOR 1	SECTOR 2	SECTOR 3	LAP TIME	MPH	DIFF	TIME OF DAY				
1 -	OUTLAP	104.2	47.176	122.0	45.890	119.6	2:22.976	74.75	15.838	15:22:26.657	
2 -	40.839	107.8	45.630	124.9	43.755	119.1	2:10.224	82.07	3.086	15:24:36.881	
3 -	41.098	109.1	45.454	118.9	43.188	119.6	2:09.740	82.38	2.602	15:26:46.621	
4 -	40.484	<b>110.3</b>	45.403	<b>127.5</b>	42.461	119.8	2:08.348	83.27	1.210	15:28:54.969	
5 -	40.349	<b>110.3</b>	44.779	124.9	42.737	<b>120.9</b>	2:07.865 (3)	83.58	0.727	15:31:02.834	
6 -	40.155	110.1	45.226	124.5	42.556	120.2	2:07.937	83.54	0.799	15:33:10.771	
7 -	40.866	109.1	<b>44.665</b>	125.4	<b>41.935</b>	120.0	2:07.466 (2)	83.85	0.328	15:35:18.237	
8 -	40.173	109.6	44.768	124.9	42.197	119.1	<b>2:07.138 (1)</b>	<b>84.06</b>		<b>15:37:25.375</b>	

P22	88	Wesley JONKER		Honda - Racing Family							
LAP	SECTOR 1	SECTOR 2	SECTOR 3	LAP TIME	MPH	DIFF	TIME OF DAY				
1 -	OUTLAP	100.4	47.959	121.1	44.972	<b>118.7</b>	2:23.206	74.63	15.849	15:22:26.830	
2 -	41.977	104.0	46.113	122.4	44.417	118.5	2:12.507	80.66	5.150	15:24:39.337	
3 -	40.249	106.0	45.653	121.7	43.138	117.3	2:09.040	82.82	1.683	15:26:48.377	
4 -	40.772	107.3	45.776	122.4	43.286	117.1	2:09.834	82.32	2.477	15:28:58.211	
5 -	41.167	108.0	45.866	122.2	43.030	118.1	2:10.063	82.17	2.706	15:31:08.274	
6 -	41.045	107.0	45.700	122.0	43.407	117.5	2:10.152	82.11	2.795	15:33:18.426	
7 -	40.560	106.3	45.657	121.3	43.096	116.7	2:09.313	82.65	1.956	15:35:27.739	
8 -	40.394	108.4	45.349	120.9	42.999	117.1	2:08.742 (3)	83.01	1.385	15:37:36.481	
9 -	41.551	108.0	45.150	122.0	43.180	117.3	2:09.881	82.29	2.524	15:39:46.362	
10 -	40.365	107.8	45.659	122.4	42.836	116.7	2:08.860	82.94	1.503	15:41:55.222	

Weather / Track : Cloudy / Dry

Snetterton 300

Circuit Length = 2.9689 miles

Start: 15:20 Flag 15:45 End: 15:47

# MCRCB BULLETIN TK135

## 2014 MCE British Superbike Championship - Round 3

## 2014 Motul British Motostar Championship

### QUALIFYING 2 - SECTOR ANALYSIS

SECTOR 1 = FL to I1, SECTOR 2 = I1 to I2, SECTOR 3 = I2 to FL, DIFF = Difference To Personal Best Lap

11 -	40.652	104.5	45.448	<b>122.9</b>	42.443	116.7	2:08.543 (2)	83.14	1.186	15:44:03.765
12 -	<b>40.185</b>	<b>108.5</b>	<b>45.021</b>	121.7	<b>42.151</b>	117.7	<b>2:07.357 (1)</b>	<b>83.92</b>		<b>15:46:11.122</b>

P23 43		Arnie SHELTON			Honda - e3 Motorsport with Shelton Racing					
LAP	SECTOR 1	SECTOR 2	SECTOR 3	LAP TIME	MPH	DIFF	TIME OF DAY			
1 -	OUTLAP	106.8	49.017	121.5	44.348	117.1	2:25.236	73.59	17.849	15:23:39.937
2 -	41.374	107.7	47.323	121.7	42.958	116.7	2:11.655	81.18	4.268	15:25:51.592
3 -	40.847	108.0	46.182	122.4	42.773	116.7	2:09.802	82.34	2.415	15:28:01.394
4 -	40.911	<b>109.2</b>	46.288	122.4	42.023	117.3	2:09.222	82.71	1.835	15:30:10.616
5 -	40.531	108.9	45.446	122.2	41.916	116.9	2:07.893 (3)	83.57	0.506	15:32:18.509
6 -	45.349	82.7	52.406	83.6	IN PIT		6:31.578 P	27.29	4:24.191	15:38:50.087
7 -	OUTLAP	98.3	48.556	120.0	42.287	116.7	2:17.911	77.49	10.524	15:41:07.998
8 -	40.462	109.1	<b>45.346</b>	124.2	41.904	116.7	2:07.712 (2)	83.68	0.325	15:43:15.710
9 -	<b>40.242</b>	109.1	45.387	<b>126.1</b>	<b>41.758</b>	<b>117.7</b>	<b>2:07.387 (1)</b>	<b>83.90</b>		<b>15:45:23.097</b>

P24 124		Tasia RODINK			Honda - Promemo Racing					
LAP	SECTOR 1	SECTOR 2	SECTOR 3	LAP TIME	MPH	DIFF	TIME OF DAY			
1 -	OUTLAP	92.6	48.677	121.3	46.008	118.5	2:25.604	73.40	17.766	15:22:30.914
2 -	42.446	108.2	47.728	<b>124.5</b>	43.665	118.3	2:13.839	79.85	6.001	15:24:44.753
3 -	41.233	108.0	45.822	122.2	43.188	118.7	2:10.243	82.06	2.405	15:26:54.996
4 -	40.812	<b>110.0</b>	45.676	123.8	42.747	119.1	2:09.235	82.70	1.397	15:29:04.231
5 -	40.560	109.2	45.449	122.9	43.399	118.1	2:09.408	82.59	1.570	15:31:13.639
6 -	<b>40.506</b>	108.9	45.282	122.9	42.657	118.7	2:08.445 (2)	83.21	0.607	15:33:22.084
7 -	40.810	108.2	46.613	119.1	44.822	117.7	2:12.245	80.82	4.407	15:35:34.329
8 -	40.931	108.7	45.407	121.5	IN PIT		3:30.671 P	50.73	1:22.833	15:39:05.000
9 -	OUTLAP	107.8	46.160	122.9	43.006	<b>120.9</b>	2:18.168	77.35	10.330	15:41:23.168
10 -	41.062	108.5	45.431	124.2	42.554	117.5	2:09.047 (3)	82.82	1.209	15:43:32.215
11 -	40.534	109.4	<b>45.128</b>	123.3	<b>42.176</b>	118.1	<b>2:07.838 (1)</b>	<b>83.60</b>		<b>15:45:40.053</b>

P25 127		Georgina POLDEN			Honda - RS Racing					
LAP	SECTOR 1	SECTOR 2	SECTOR 3	LAP TIME	MPH	DIFF	TIME OF DAY			
1 -	OUTLAP	94.7	48.902	124.0	45.308	<b>123.8</b>	2:25.801	73.30	17.905	15:22:31.065
2 -	42.581	97.1	46.672	<b>129.0</b>	42.719	123.1	2:11.972	80.98	4.076	15:24:43.037
3 -	40.418	108.7	46.201	126.6	42.893	122.2	2:09.512	82.52	1.616	15:26:52.549
4 -	40.482	106.3	46.046	125.6	43.483	120.9	2:10.011	82.20	2.115	15:29:02.560
5 -	40.604	<b>111.8</b>	45.950	126.1	42.702	122.6	2:09.256	82.68	1.360	15:31:11.816
6 -	40.273	109.1	45.395	126.3	<b>42.267</b>	123.3	2:07.935 (2)	83.54	0.039	15:33:19.751
7 -	41.406	94.6	48.008	114.9	IN PIT		3:44.827 P	47.53	1:36.931	15:37:04.578
8 -	OUTLAP	101.5	46.674	119.4	42.766	122.2	2:19.859	76.42	11.963	15:39:24.437
9 -	40.407	108.0	45.975	127.8	42.734	121.3	2:09.116	82.77	1.220	15:41:33.553
10 -	<b>39.983</b>	107.8	<b>45.267</b>	126.8	42.646	121.7	<b>2:07.896 (1)</b>	<b>83.56</b>		<b>15:43:41.449</b>
11 -	40.355	107.7	45.652	126.3	42.285	120.9	2:08.292 (3)	83.31	0.396	15:45:49.741

P26 74 M3		Joe THOMPSON			Repli-Cast - Repli-Cast UK					
LAP	SECTOR 1	SECTOR 2	SECTOR 3	LAP TIME	MPH	DIFF	TIME OF DAY			
1 -	OUTLAP	87.3	49.830	114.3	45.889	117.5	2:27.258	72.58	18.536	15:22:39.233
2 -	42.380	103.5	47.221	120.2	43.979	117.1	2:13.580	80.01	4.858	15:24:52.813
3 -	41.099	104.6	46.681	119.6	43.578	117.1	2:11.358	81.36	2.636	15:27:04.171
4 -	40.954	102.6	46.257	116.9	43.798	<b>118.3</b>	2:11.009	81.58	2.287	15:29:15.180
5 -	41.309	100.0	47.028	118.9	IN PIT		3:29.390 P	51.04	1:20.668	15:32:44.570
6 -	OUTLAP	98.1	46.507	121.3	43.141	116.1	2:16.991	78.02	8.269	15:35:01.561
7 -	40.761	106.0	46.295	116.1	43.843	117.3	2:10.899	81.65	2.177	15:37:12.460
8 -	40.637	105.5	46.079	119.6	42.884	116.3	2:09.600 (2)	82.46	0.878	15:39:22.060
9 -	41.334	<b>106.8</b>	46.381	<b>123.5</b>	42.793	116.3	2:10.508	81.89	1.786	15:41:32.568
10 -	<b>40.351</b>	105.8	<b>45.688</b>	121.5	<b>42.683</b>	115.7	<b>2:08.722 (1)</b>	<b>83.03</b>		<b>15:43:41.290</b>
11 -	40.952	106.5	45.856	121.3	42.981	115.7	2:09.789 (3)	82.34	1.067	15:45:51.079

P27 84		Daniel HERMANSSON			TSR Luyten - FPW Racing					
LAP	SECTOR 1	SECTOR 2	SECTOR 3	LAP TIME	MPH	DIFF	TIME OF DAY			
1 -	OUTLAP	105.1	47.557	122.0	44.211	118.7	2:19.711	76.50	10.380	15:22:23.498

Weather / Track : Cloudy / Dry

Snetterton 300  
Circuit Length = 2.9689 miles  
Start: 15:20 Flag 15:45 End: 15:47

**MCRCB BULLETIN TK135**

**2014 MCE British Superbike Championship - Round 3**

**2014 Motul British Motostar Championship**

**QUALIFYING 2 - SECTOR ANALYSIS**

SECTOR 1 = FL to I1, SECTOR 2 = I1 to I2, SECTOR 3 = I2 to FL, DIFF = Difference To Personal Best Lap

2 -	41.573	108.2	45.959	124.5	43.263	118.9	2:10.795	81.71	1.464	15:24:34.293
3 -	41.064	108.5	46.419	119.1	43.197	118.7	2:10.680 (3)	81.78	1.349	15:26:44.973
4 -	41.567	<b>109.4</b>	45.897	<b>124.7</b>	43.463	118.9	2:10.927	81.63	1.596	15:28:55.900
5 -	<b>40.625</b>	108.7	<b>45.665</b>	123.1	<b>43.041</b>	<b>119.1</b>	<b>2:09.331 (1)</b>	<b>82.64</b>		<b>15:31:05.231</b>
6 -	41.017	<b>109.4</b>	45.794	122.4	43.519	118.3	2:10.330 (2)	82.00	0.999	15:33:15.561

<b>P28 41</b>		<b>Milo WARD</b>		Luyten Honda - FPW Racing							
LAP	SECTOR 1	SECTOR 2	SECTOR 3	LAP TIME	MPH	DIFF	TIME OF DAY				
1 -	OUTLAP	90.6	48.617	116.7	46.957	111.1	2:31.903	70.36	22.493	15:22:38.808	
2 -	43.725	97.3	48.538	122.4	43.599	113.3	2:15.862 (3)	78.66	6.452	15:24:54.670	
3 -	41.235	105.6	45.949	120.2	43.000	113.5	2:10.184 (2)	82.09	0.774	15:27:04.854	
4 -	41.033	104.2	<b>45.458</b>	<b>123.5</b>	<b>42.919</b>	<b>116.7</b>	<b>2:09.410 (1)</b>	<b>82.59</b>		<b>15:29:14.264</b>	

<b>P29 90</b>		<b>Greg GREENWOOD</b>		Luyten Honda - FPW Racing							
LAP	SECTOR 1	SECTOR 2	SECTOR 3	LAP TIME	MPH	DIFF	TIME OF DAY				
1 -	OUTLAP	103.7	47.938	120.4	45.140	117.5	2:21.627	75.46	11.539	15:22:25.499	
2 -	42.071	104.8	47.175	122.9	45.865	116.5	2:15.111	79.10	5.023	15:24:40.610	
3 -	42.054	105.8	47.513	121.1	44.205	<b>118.3</b>	2:13.772	79.89	3.684	15:26:54.382	
4 -	41.298	105.6	47.025	121.5	44.135	115.7	2:12.458	80.69	2.370	15:29:06.840	
5 -	41.699	106.0	47.013	120.0	46.413	115.7	2:15.125	79.09	5.037	15:31:21.965	
6 -	41.893	105.5	46.871	121.1	47.066	116.1	2:15.830	78.68	5.742	15:33:37.795	
7 -	41.464	106.0	46.526	121.5	43.478	116.3	2:11.468	81.29	1.380	15:35:49.263	
8 -	41.054	<b>108.2</b>	46.475	122.9	44.402	116.9	2:11.931	81.01	1.843	15:38:01.194	
9 -	41.044	108.0	46.276	122.0	43.955	117.1	2:11.275 (3)	81.41	1.187	15:40:12.469	
10 -	41.171	107.8	46.016	<b>123.1</b>	44.253	115.9	2:11.440	81.31	1.352	15:42:23.909	
11 -	<b>40.707</b>	107.5	46.418	122.0	<b>43.393</b>	115.9	2:10.518 (2)	81.88	0.430	15:44:34.427	
12 -	40.775	108.0	<b>45.488</b>	122.9	43.825	115.5	<b>2:10.088 (1)</b>	<b>82.16</b>		<b>15:46:44.515</b>	

<b>P30 2</b>		<b>Ian RAYBON</b>		KTM - Century 21 / Cresswell Racing							
LAP	SECTOR 1	SECTOR 2	SECTOR 3	LAP TIME	MPH	DIFF	TIME OF DAY				
1 -	OUTLAP	93.7	48.238	116.3	45.785	110.9	2:21.984	75.27	11.649	15:22:25.139	
2 -	41.298	96.6	47.273	<b>118.1</b>	44.683	113.3	2:13.254	80.20	2.919	15:24:38.393	
3 -	<b>40.955</b>	98.6	47.090	116.5	44.133	112.5	2:12.178	80.86	1.843	15:26:50.571	
4 -	41.775	94.1	47.518	115.3	43.707	112.4	2:13.000	80.36	2.665	15:29:03.571	
5 -	41.191	98.1	<b>46.146</b>	116.7	43.527	<b>114.1</b>	2:10.864 (2)	81.67	0.529	15:31:14.435	
6 -	42.122	94.6	50.180	108.9	IN PIT		6:15.418 P	28.46	4:05.083	15:37:29.853	
7 -	OUTLAP	97.3	47.452	107.8	44.677	111.4	2:23.259	74.60	12.924	15:39:53.112	
8 -	41.243	<b>100.3</b>	46.631	116.7	43.419	111.2	2:11.293 (3)	81.40	0.958	15:42:04.405	
9 -	41.009	<b>100.3</b>	46.379	117.1	<b>42.947</b>	112.2	<b>2:10.335 (1)</b>	<b>82.00</b>		<b>15:44:14.740</b>	
10 -	41.257	<b>100.3</b>	48.819	109.8	44.638	110.0	2:14.714	79.33	4.379	15:46:29.454	

<b>P31 13 M3</b>		<b>Sam BURMAN</b>		Honda - WNT / Burman Racing							
LAP	SECTOR 1	SECTOR 2	SECTOR 3	LAP TIME	MPH	DIFF	TIME OF DAY				
1 -	OUTLAP	106.3	48.102	122.4	46.132	121.7	2:24.557	73.93	13.935	15:22:33.225	
2 -	41.825	108.0	46.946	<b>126.6</b>	44.645	<b>122.0</b>	2:13.416	80.11	2.794	15:24:46.641	
3 -	41.564	105.6	47.486	125.6	44.436	119.1	2:13.486	80.06	2.864	15:27:00.127	
4 -	41.152	107.8	46.546	124.9	44.220	119.1	2:11.918	81.02	1.296	15:29:12.045	
5 -	41.368	109.2	46.255	124.7	45.935	118.3	2:13.558	80.02	2.936	15:31:25.603	
6 -	<b>40.992</b>	110.0	45.958	125.4	44.234	119.4	2:11.184 (3)	81.47	0.562	15:33:36.787	
7 -	41.250	109.8	45.942	125.4	44.285	118.9	2:11.477	81.29	0.855	15:35:48.264	
8 -	41.758	<b>110.1</b>	46.473	123.5	44.067	119.8	2:12.298	80.78	1.676	15:38:00.562	
9 -	41.181	109.1	46.102	124.9	44.067	118.7	2:11.350	81.37	0.728	15:40:11.912	
10 -	41.422	109.2	46.090	125.4	43.684	119.1	2:11.196	81.46	0.574	15:42:23.108	
11 -	41.035	109.4	45.969	124.9	<b>43.618</b>	118.3	<b>2:10.622 (1)</b>	<b>81.82</b>		<b>15:44:33.730</b>	
12 -	41.029	109.1	<b>45.742</b>	125.2	44.194	118.9	2:10.965 (2)	81.61	0.343	15:46:44.695	

<b>P32 4</b>		<b>Louis VALLELEY</b>		KTM - Century 21 / Cresswell Racing							
LAP	SECTOR 1	SECTOR 2	SECTOR 3	LAP TIME	MPH	DIFF	TIME OF DAY				
1 -	OUTLAP	86.5	49.041	117.9	45.847	115.7	2:25.835	73.28	13.072	15:22:30.616	
2 -	43.172	94.3	47.579	<b>120.0</b>	44.357	<b>115.9</b>	2:15.108	79.10	2.345	15:24:45.724	

Snetterton 300  
Circuit Length = 2.9689 miles  
Start: 15:20 Flag 15:45 End: 15:47

Weather / Track : Cloudy / Dry

# MCRCB BULLETIN TK135

## 2014 MCE British Superbike Championship - Round 3

### 2014 Motul British Motostar Championship

#### QUALIFYING 2 - SECTOR ANALYSIS

SECTOR 1 = FL to I1, SECTOR 2 = I1 to I2, SECTOR 3 = I2 to FL, DIFF = Difference To Personal Best Lap

3 -	42.115	101.9	48.032	118.3	45.335	113.9	2:15.482	78.88	2.719	15:27:01.206
4 -	42.078	101.5	47.142	117.9	44.320	115.7	2:13.540	80.03	0.777	15:29:14.746
5 -	<b>41.491</b>	103.8	47.303	117.9	44.701	113.7	2:13.495	80.06	0.732	15:31:28.241
6 -	41.923	101.6	47.007	118.7	44.151	114.3	2:13.081 (3)	80.31	0.318	15:33:41.322
7 -	41.967	104.5	<b>46.658</b>	118.9	44.138	114.9	<b>2:12.763 (1)</b>	<b>80.50</b>		<b>15:35:54.085</b>
8 -	41.731	<b>105.1</b>	47.018	115.3	44.148	113.7	2:12.897 (2)	80.42	0.134	15:38:06.982
9 -	42.477	103.5	47.578	115.7	44.933	112.4	2:14.988	79.17	2.225	15:40:21.970
10 -	42.283	104.0	47.092	117.9	44.270	111.8	2:13.645	79.97	0.882	15:42:35.615
11 -	44.528	85.5	48.064	115.9	45.250	112.4	2:17.842	77.53	5.079	15:44:53.457
12 -	42.453	102.4	47.503	116.9	<b>43.770</b>	114.1	2:13.726	79.92	0.963	15:47:07.183

P33 44		Jake BAYFORD					Honda - Intek Adhesives by SGR Racing			
LAP	SECTOR 1	SECTOR 2		SECTOR 3		LAP TIME	MPH	DIFF	TIME OF DAY	
1 -	OUTLAP	87.7	50.194	<b>120.0</b>	46.143	<b>116.7</b>	2:26.842	72.78	13.839	15:22:32.252
2 -	42.447	103.8	47.270	118.9	44.275	115.1	2:13.992	79.76	0.989	15:24:46.244
3 -	41.697	102.4	47.852	115.5	45.365	113.7	2:14.914	79.22	1.911	15:27:01.158
4 -	41.757	105.0	47.169	117.1	44.077	111.8	<b>2:13.003 (1)</b>	<b>80.35</b>		<b>15:29:14.161</b>
5 -	42.177	<b>106.6</b>	46.793	116.3	44.369	111.4	2:13.339 (3)	80.15	0.336	15:31:27.500
6 -	<b>41.533</b>	103.5	47.631	115.3	44.178	112.0	2:13.342	80.15	0.339	15:33:40.842
7 -	41.897	105.6	47.088	117.7	<b>44.067</b>	112.7	2:13.052 (2)	80.33	0.049	15:35:53.894
8 -	43.057	104.8			IN PIT		6:04.390 P	29.33	3:51.387	15:41:58.284
9 -	OUTLAP	76.5	53.633	117.1	44.743	112.4	2:38.277	67.52	25.274	15:44:36.561

P34 7		Jamie ASHBY					Honda - JPA Racing / SP125			
LAP	SECTOR 1	SECTOR 2		SECTOR 3		LAP TIME	MPH	DIFF	TIME OF DAY	
1 -	OUTLAP	92.9	50.916	118.5	47.538	115.7	2:32.387	70.13	18.428	15:22:38.304
2 -	43.948	100.6	48.709	119.6	46.220	116.9	2:18.877	76.96	4.918	15:24:57.181
3 -	42.780	103.5	48.330	119.8	45.766	<b>117.3</b>	2:16.876	78.08	2.917	15:27:14.057
4 -	42.382	106.3	47.904	120.9	45.506	115.9	2:15.792	78.70	1.833	15:29:29.849
5 -	42.529	101.3	48.108	120.0	45.447	116.1	2:16.084	78.54	2.125	15:31:45.933
6 -	42.317	103.4	48.017	121.1	45.221	116.3	2:15.555	78.84	1.596	15:34:01.488
7 -	42.302	<b>107.7</b>	47.329	<b>122.2</b>	44.950	115.3	2:14.581	79.41	0.622	15:36:16.069
8 -	42.079	105.3	47.387	120.0	45.109	116.1	2:14.575	79.42	0.616	15:38:30.644
9 -	42.263	105.1	<b>47.307</b>	121.3	44.869	114.7	2:14.439 (3)	79.50	0.480	15:40:45.083
10 -	<b>41.886</b>	106.1	47.394	121.7	44.686	114.9	2:13.966 (2)	79.78	0.007	15:42:59.049
11 -	42.028	105.5	47.310	120.0	<b>44.621</b>	115.5	<b>2:13.959 (1)</b>	<b>79.78</b>		<b>15:45:13.008</b>

P35 3		Alex PLATT					Honda - Century 21 / Cresswell Racing			
LAP	SECTOR 1	SECTOR 2		SECTOR 3		LAP TIME	MPH	DIFF	TIME OF DAY	
1 -	OUTLAP	93.3	51.645	110.9	IN PIT		17:47.458 P	10.01	15:27.434	15:37:55.505
2 -	OUTLAP	84.4	54.186	99.8	49.137	108.2	2:38.039	67.62	18.015	15:40:33.544
3 -	45.324	<b>99.4</b>	51.003	109.8	47.048	110.9	2:23.375 (2)	74.54	3.351	15:42:56.919
4 -	<b>44.215</b>	98.9	<b>49.333</b>	<b>114.3</b>	<b>46.476</b>	<b>112.0</b>	<b>2:20.024 (1)</b>	<b>76.33</b>		<b>15:45:16.943</b>

P36 47		Jake ARCHER					Honda - Jake Archer Racing			
LAP	SECTOR 1	SECTOR 2		SECTOR 3		LAP TIME	MPH	DIFF	TIME OF DAY	
1 -	<b>OUTLAP</b>	<b>105.0</b>	<b>49.814</b>	<b>124.2</b>	<b>46.068</b>	<b>117.7</b>	2:24.899	73.76		15:22:31.737

Weather / Track : Cloudy / Dry

Snetterton 300  
Circuit Length = 2.9689 miles  
Start: 15:20 Flag 15:45 End: 15:47

**MCRCB BULLETIN TK136****2014 MCE British Superbike Championship - Round 3****2014 Motul British Motostar Championship****QUALIFYING 2 - BEST SPEEDS**

POS	SECTOR 1			SECTOR 2			FINISH LINE		
	NO	NAME	MPH	NO	NAME	MPH	NO	NAME	MPH
1	66	Joe IRVING	115.5	42	James HOBSON	130.8	66	Joe IRVING	124.5
2	61	Ernst DUBBINK	115.1	66	Joe IRVING	129.8	42	James HOBSON	124.2
3	86	Charlie NESBITT	113.5	127	Georgina POLDEN	129.0	127	Georgina POLDEN	123.8
4	28	Bradley RAY	113.1	28	Bradley RAY	128.3	61	Ernst DUBBINK	123.1
5	36	Jayson URIBE	112.9	6	Taz TAYLOR	127.8	28	Bradley RAY	122.9
6	69	Tom BOOTH-AMOS	112.9	86	Charlie NESBITT	127.5	86	Charlie NESBITT	122.4
7	6	Taz TAYLOR	112.7	142	Brian SLOOTEN	127.5	13	Sam BURMAN	122.0
8	42	James HOBSON	112.4	65	Josh OWENS	126.8	34	Jordan WEAVING	122.0
9	127	Georgina POLDEN	111.8	13	Sam BURMAN	126.6	17	James FLITCROFT	121.7
10	17	James FLITCROFT	111.2	17	James FLITCROFT	126.1	6	Taz TAYLOR	121.5
11	34	Jordan WEAVING	110.7	34	Jordan WEAVING	126.1	36	Jayson URIBE	121.5
12	35	Elliot LODGE	110.7	43	Arnie SHELTON	126.1	69	Tom BOOTH-AMOS	121.3
13	72	Alex PERSSON	110.3	69	Tom BOOTH-AMOS	126.1	124	Tasia RODINK	120.9
14	142	Brian SLOOTEN	110.3	36	Jayson URIBE	125.9	142	Brian SLOOTEN	120.9
15	13	Sam BURMAN	110.1	164	Anthony ALONSO	125.9	65	Josh OWENS	119.8
16	164	Anthony ALONSO	110.1	61	Ernst DUBBINK	124.9	35	Elliot LODGE	119.4
17	124	Tasia RODINK	110.0	25	Mike BROUWERS	124.7	79	Chris TAYLOR	119.1
18	19	Kai JOHNSON	109.8	84	Daniel HERMANSSON	124.7	84	Daniel HERMANSSON	119.1
19	25	Mike BROUWERS	109.6	124	Tasia RODINK	124.5	19	Kai JOHNSON	118.9
20	65	Josh OWENS	109.6	47	Jake ARCHER	124.2	25	Mike BROUWERS	118.9
21	11	Joseph THOMAS	109.4	64	Asher DURHAM	124.2	88	Wesley JONKER	118.7
22	84	Daniel HERMANSSON	109.4	35	Elliot LODGE	124.0	12	Edward RENDELL	118.5
23	12	Edward RENDELL	109.2	72	Alex PERSSON	124.0	74	Joe THOMPSON	118.3
24	43	Arnie SHELTON	109.2	41	Milo WARD	123.5	90	Greg GREENWOOD	118.3
25	64	Asher DURHAM	109.1	74	Joe THOMPSON	123.5	11	Joseph THOMAS	118.1
26	88	Wesley JONKER	108.5	79	Chris TAYLOR	123.3	43	Arnie SHELTON	117.7
27	79	Chris TAYLOR	108.4	90	Greg GREENWOOD	123.1	47	Jake ARCHER	117.7
28	90	Greg GREENWOOD	108.2	88	Wesley JONKER	122.9	64	Asher DURHAM	117.7
29	41	Milo WARD	107.8	11	Joseph THOMAS	122.6	72	Alex PERSSON	117.7
30	7	Jamie ASHBY	107.7	7	Jamie ASHBY	122.2	7	Jamie ASHBY	117.3
31	74	Joe THOMPSON	106.8	12	Edward RENDELL	122.0	164	Anthony ALONSO	117.3
32	44	Jake BAYFORD	106.6	19	Kai JOHNSON	121.3	41	Milo WARD	116.7
33	4	Louis VALLELEY	105.1	4	Louis VALLELEY	120.0	44	Jake BAYFORD	116.7
34	47	Jake ARCHER	105.0	44	Jake BAYFORD	120.0	4	Louis VALLELEY	115.9
35	2	Ian RAYBON	100.3	2	Ian RAYBON	118.1	2	Ian RAYBON	114.1
36	3	Alex PLATT	99.4	3	Alex PLATT	114.3	3	Alex PLATT	112.0

Weather / Track : Cloudy / Dry

Snetterton 300

Circuit Length = 2.9689 miles

Start: 15:20 Flag 15:45 End: 15:47

Results can be found at [www.tsl-timing.com](http://www.tsl-timing.com)

Printed - 15:52 Saturday, 14 June 2014

# MCRCB BULLETIN TK137

## 2014 MCE British Superbike Championship - Round 3

### 2014 Motul British Motostar Championship

#### QUALIFYING 2 - BEST SECTORS

SECTOR 1			SECTOR 2			SECTOR 3			IDEAL / BEST COMPARISON						
POS	NO	NAME	TIME	NO	NAME	TIME	NO	NAME	TIME	POS	NO	NAME	IDEAL	BEST	DIFF
1	66	IRVING	38.118	66	IRVING	42.869	28	RAY	39.789				<b>PERFECT LAP</b>	<b>2:00.776</b>	
2	28	RAY	38.185	28	RAY	42.997	66	IRVING	39.986	1	28	RAY	2:00.971	2:01.299	0.328
3	12	RENDELL	38.654	61	DUBBINK	43.501	34	WEAVING	40.342	2	66	IRVING	2:00.973	2:01.319	0.346
4	6	TAYLOR	38.693	34	WEAVING	43.639	86	NESBITT	40.450	3	34	WEAVING	2:02.808	2:03.364	0.556
5	42	HOBSON	38.730	86	NESBITT	43.669	12	RENDELL	40.466	4	86	NESBITT	2:02.919	2:03.528	0.609
6	69	BOOTH-AMOS	38.772	42	HOBSON	43.681	17	FLITCROFT	40.732	5	12	RENDELL	2:02.938	2:03.157	0.219
7	36	URIBE	38.796	36	URIBE	43.759	69	BOOTH-AMOS	40.805	6	69	BOOTH-AMOS	2:03.338	2:03.917	0.579
8	86	NESBITT	38.800	69	BOOTH-AMOS	43.761	36	URIBE	40.821	7	36	URIBE	2:03.376	2:03.564	0.188
9	34	WEAVING	38.827	6	TAYLOR	43.809	42	HOBSON	40.993	8	42	HOBSON	2:03.404	2:03.612	0.208
10	61	DUBBINK	38.894	12	RENDELL	43.818	61	DUBBINK	41.017	9	61	DUBBINK	2:03.412	2:03.561	0.149
11	35	LODGE	39.010	164	ALONSO	44.156	35	LODGE	41.121	10	6	TAYLOR	2:03.669	2:04.251	0.582
12	164	ALONSO	39.044	35	LODGE	44.189	6	TAYLOR	41.167	11	17	FLITCROFT	2:04.064	2:04.154	0.090
13	17	FLITCROFT	39.139	17	FLITCROFT	44.193	25	BROUWERS	41.238	12	35	LODGE	2:04.320	2:04.375	0.055
14	72	PERSSON	39.304	72	PERSSON	44.421	164	ALONSO	41.264	13	164	ALONSO	2:04.464	2:04.605	0.141
15	64	DURHAM	39.469	65	OWENS	44.432	65	OWENS	41.332	14	72	PERSSON	2:05.341	2:05.512	0.171
16	25	BROUWERS	39.604	64	DURHAM	44.572	64	DURHAM	41.443	15	65	OWENS	2:05.423	2:05.595	0.172
17	11	THOMAS	39.636	25	BROUWERS	44.632	72	PERSSON	41.616	16	25	BROUWERS	2:05.474	2:05.732	0.258
18	65	OWENS	39.659	142	SLOOTEN	44.665	19	JOHNSON	41.735	17	64	DURHAM	2:05.484	2:05.706	0.222
19	127	POLDEN	39.983	11	THOMAS	44.848	43	SHELTON	41.758	18	11	THOMAS	2:06.247	2:06.605	0.358
20	79	TAYLOR	39.994	19	JOHNSON	45.013	11	THOMAS	41.763	19	142	SLOOTEN	2:06.744	2:07.138	0.394
21	19	JOHNSON	40.099	88	JONKER	45.021	142	SLOOTEN	41.935	20	19	JOHNSON	2:06.847	2:06.931	0.084
22	41	WARD	40.126	79	TAYLOR	45.025	79	TAYLOR	42.052	21	79	TAYLOR	2:07.071	2:07.071	0.000
23	142	SLOOTEN	40.144	124	RODINK	45.128	88	JONKER	42.151	22	43	SHELTON	2:07.346	2:07.387	0.041
24	88	JONKER	40.185	127	POLDEN	45.267	124	RODINK	42.176	23	88	JONKER	2:07.357	2:07.357	0.000
25	43	SHELTON	40.242	43	SHELTON	45.346	127	POLDEN	42.267	24	127	POLDEN	2:07.517	2:07.896	0.379
26	74	THOMPSON	40.351	41	WARD	45.458	74	THOMPSON	42.683	25	124	RODINK	2:07.810	2:07.838	0.028
27	124	RODINK	40.506	90	GREENWOOD	45.488	41	WARD	42.919	26	41	WARD	2:08.503	2:09.410	0.907
28	84	HERMANSSON	40.625	84	HERMANSSON	45.665	2	RAYBON	42.947	27	74	THOMPSON	2:08.722	2:08.722	0.000
29	90	GREENWOOD	40.707	74	THOMPSON	45.688	84	HERMANSSON	43.041	28	84	HERMANSSON	2:09.331	2:09.331	0.000
30	2	RAYBON	40.955	13	BURMAN	45.742	90	GREENWOOD	43.393	29	90	GREENWOOD	2:09.588	2:10.088	0.500
31	13	BURMAN	40.992	2	RAYBON	46.146	13	BURMAN	43.618	30	2	RAYBON	2:10.048	2:10.335	0.287
32	4	VALLELEY	41.491	4	VALLELEY	46.658	4	VALLELEY	43.770	31	13	BURMAN	2:10.352	2:10.622	0.270
33	44	BAYFORD	41.533	44	BAYFORD	46.691	44	BAYFORD	44.067	32	4	VALLELEY	2:11.919	2:12.763	0.844
34	7	ASHBY	41.886	7	ASHBY	47.307	7	ASHBY	44.621	33	44	BAYFORD	2:12.291	2:13.003	0.712
35	3	PLATT	44.215	3	PLATT	49.333	47	ARCHER	46.068	34	7	ASHBY	2:13.814	2:13.959	0.145
36				47	ARCHER	49.814	3	PLATT	46.476	35	3	PLATT	2:20.024	2:20.024	0.000
										36	47	ARCHER			

Weather / Track : Cloudy / Dry

Snetterton 300

Circuit Length = 2.9689 miles

Start: 15:20 Flag 15:45 End: 15:47

Results can be found at [www.tsl-timing.com](http://www.tsl-timing.com)

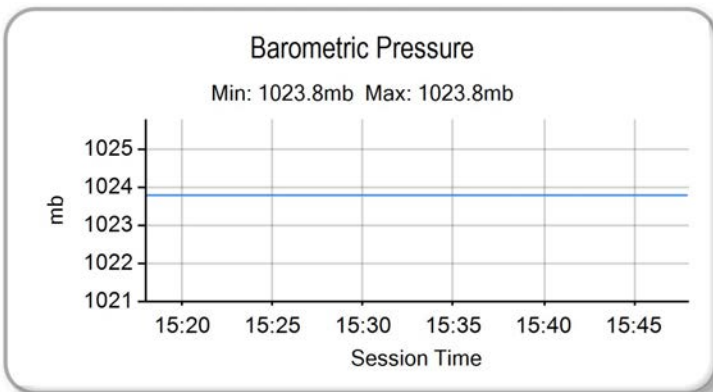
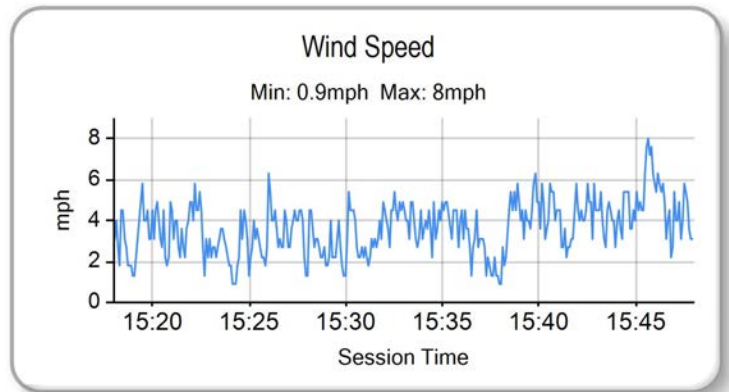
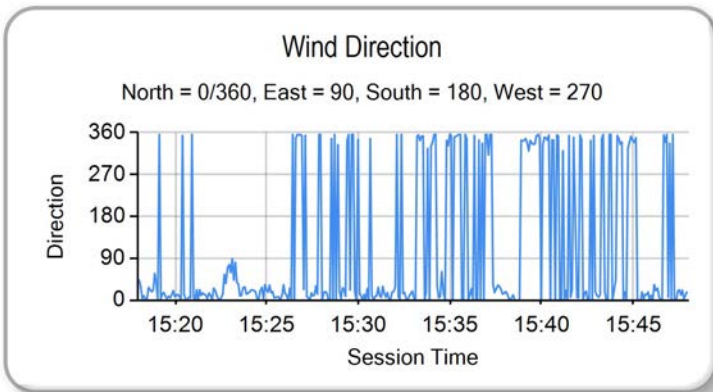
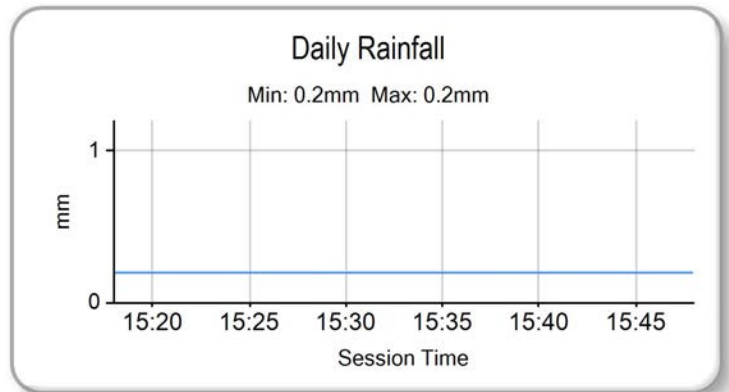
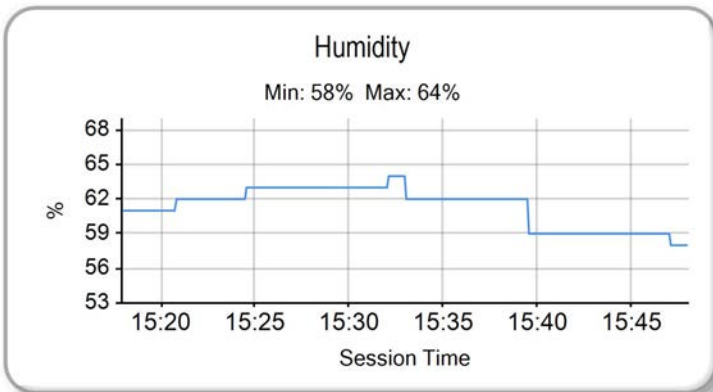
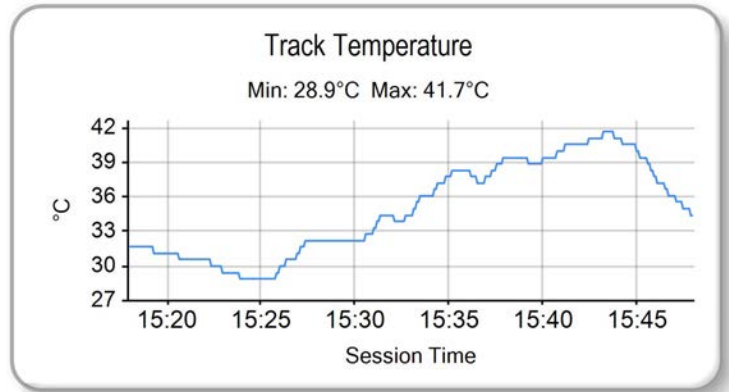
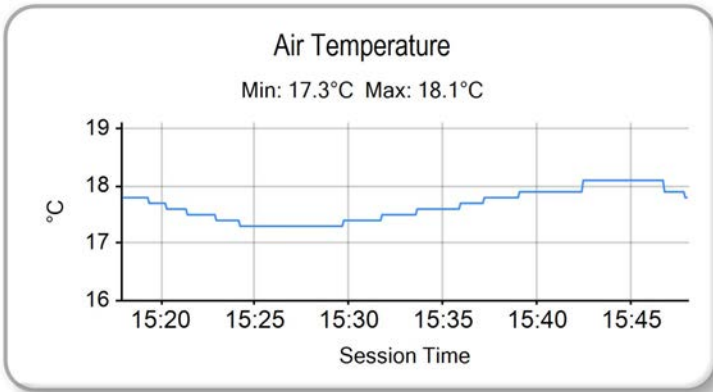
Printed - 15:52 Saturday, 14 June 2014

# MCRCB BULLETIN TK138

## 2014 MCE British Superbike Championship - Round 3

### 2014 Motul British Motostar Championship

#### QUALIFYING 2 - WEATHER CONDITIONS



Weather / Track : Cloudy / Dry

Results can be found at [www.tsl-timing.com](http://www.tsl-timing.com)

Snetterton 300  
Circuit Length = 2.9689 miles  
Start: 15:20 Flag 15:45 End: 15:47

Printed - 15:53 Saturday, 14 June 2014





ROW 12	36	2:20.024	<b>3</b> Alex PLATT	35	2:13.959	<b>7</b> Jamie ASHBY	34	2:12.763	<b>4</b> Louis VALLELEY	
ROW 11		2:12.643	33	<b>47</b> Jake ARCHER	32	2:10.940	<b>44</b> Jake BAYFORD	31	2:10.376	<b>13</b> Sam BURMAN
ROW 10	30	2:10.335	<b>2</b> Ian RAYBON	29	2:10.088	<b>90</b> Greg GREENWOOD	28	2:09.410	<b>41</b> Milo WARD	
ROW 9		2:09.072	27	<b>84</b> Daniel HERMANSSON	26	2:08.722	<b>74</b> Joe THOMPSON	25	2:07.838	<b>124</b> Tasia RODINK
ROW 8	24	2:07.390	<b>127</b> Georgina POLDEN	23	2:07.387	<b>43</b> Arnie SHELTON	22	2:07.357	<b>88</b> Wesley JONKER	
ROW 7		2:07.115	21	<b>142</b> Brian SLOOTEN	20	2:07.071	<b>79</b> Chris TAYLOR	19	2:06.931	<b>19</b> Kai JOHNSON
ROW 6	18	2:06.605	<b>11</b> Joseph THOMAS	17	2:05.732	<b>25</b> Mike BROUWERS	16	2:05.706	<b>64</b> Asher DURHAM	
ROW 5		2:05.595	15	<b>65</b> Josh OWENS	14	2:05.512	<b>72</b> Alex PERSSON	13	2:04.605	<b>164</b> Anthony ALONSO
ROW 4	12	2:04.375	<b>35</b> Elliot LODGE	11	2:04.251	<b>6</b> Taz TAYLOR	10	2:03.917	<b>69</b> Tom BOOTH-AMOS	
ROW 3		2:03.643	9	<b>17</b> James FLITCROFT	8	2:03.564	<b>36</b> Jayson URIBE	7	2:03.561	<b>61</b> Ernst DUBBINK
ROW 2	6	2:03.528	<b>86</b> Charlie NESBITT	5	2:03.364	<b>34</b> Jordan WEAVING	4	2:03.157	<b>12</b> Edward RENDELL	
ROW 1		2:02.355	3	<b>42</b> James HOBSON	2	2:01.319	<b>66</b> Joe IRVING	1	2:01.299	<b>28</b> Bradley RAY
									<b>Pole</b>	

Snetterton 300  
Circuit Length = 2.9689 miles

These results are provisional until the conclusion of any judicial and technical matters.

Race Director :	Stewards :	Timekeeper :
-----------------	------------	--------------

Results can be found at [www.britishsuperbike.com](http://www.britishsuperbike.com)

Printed - 15:51 Saturday, 14 June 2014





POS	NO	CL	PIC NAME	ENTRY	TIME	ON	LAPS	GAP	DIFF	MPH
1	28		1 Bradley RAY	EE125 - FAB-Racing	2:03.441	4	4			86.58
2	17		2 James FLITCROFT	Nykos - Kinpac Racing	2:04.512	3	3	1.071	1.071	85.83
3	164		3 Anthony ALONSO	Honda - SP125 / BARF Racing	2:04.744	4	4	1.303	0.232	85.68
4	66	M3	1 Joe IRVING	KTM - Redline KTM	2:04.843	3	3	1.402	0.099	85.61
5	61	M3	2 Ernst DUBBINK	Honda - Ernst Dubbink Racing	2:05.225	2	4	1.784	0.382	85.35
6	25	M3	3 Mike BROUWERS	Honda - Joma / Brouwers Racing Team	2:05.440	4	4	1.999	0.215	85.20
7	36	M3	4 Jayson URIBE	Honda - FPW Racing / RSR	2:05.605	2	4	2.164	0.165	85.09
8	86	M3	5 Charlie NESBITT	Repli-Cast - Repli-Cast UK	2:06.017	1	3	2.576	0.412	84.81
9	69	M3	6 Tom BOOTH-AMOS	Honda - Ellomoto / Banks Racing	2:06.087	4	4	2.646	0.070	84.76
10	12		4 Edward RENDELL	Honda - Banks Racing	2:06.235	4	4	2.794	0.148	84.66
11	64		5 Asher DURHAM	Honda - SP125Racing.com	2:07.444	3	3	4.003	1.209	83.86
12	79	M3	7 Chris TAYLOR	Honda - Ducati Coventry	2:07.451	4	4	4.010	0.007	83.86
13	34	M3	8 Jordan WEAVING	KTM - Jordan Racing / Burkert	2:07.674	4	4	4.233	0.223	83.71
14	72		6 Alex PERSSON	Honda - PWR / Nordgren Racing	2:08.272	4	4	4.831	0.598	83.32
15	11		7 Joseph THOMAS	Honda - Moto UK Racing	2:08.533	1	3	5.092	0.261	83.15
16	65		8 Josh OWENS	Honda - RCD Motorsport	2:08.645	4	4	5.204	0.112	83.08
17	35		9 Elliot LODGE	Honda - SP125 / Spike Racing	2:08.877	4	4	5.436	0.232	82.93
18	127		10 Georgina POLDEN	Honda - RS Racing	2:10.410	4	4	6.969	1.533	81.95
19	90		11 Greg GREENWOOD	Luyten Honda - FPW Racing	2:10.573	4	4	7.132	0.163	81.85
20	142	M3	9 Brian SLOOTEN	Honda - Bakker Frames Holland	2:10.708	2	4	7.267	0.135	81.77
21	124		12 Tasia RODINK	Honda - Promemo Racing	2:10.732	4	4	7.291	0.024	81.75
22	74	M3	10 Joe THOMPSON	Repli-Cast - Repli-Cast UK	2:10.823	4	4	7.382	0.091	81.69
23	2		13 Ian RAYBON	KTM - Century 21 / Cresswell Racing	2:10.896	4	4	7.455	0.073	81.65
24	19		14 Kai JOHNSON	Nykos - Kinpac Racing	2:10.914	2	4	7.473	0.018	81.64
25	88		15 Wesley JONKER	Honda - Racing Family	2:12.335	4	4	8.894	1.421	80.76
26	13	M3	11 Sam BURMAN	Honda - WNT / Burman Racing	2:12.804	2	4	9.363	0.469	80.48
27	84		16 Daniel HERMANSSON	TSR Luyten - FPW Racing	2:13.820	2	4	10.379	1.016	79.86
28	44		17 Jake BAYFORD	Honda - Intek Adhesives by SGR Racing	2:14.292	4	4	10.851	0.472	79.58
29	47		18 Jake ARCHER	Honda - Jake Archer Racing	2:14.444	3	3	11.003	0.152	79.49
30	7		19 Jamie ASHBY	Honda - JPA Racing / SP125	2:16.078	4	4	12.637	1.634	78.54
31	4		20 Louis VALLELEY	KTM - Century 21 / Cresswell Racing			3			
32	3		21 Alex PLATT	Honda - Century 21 / Cresswell Racing			1			
33	43		22 Arnie SHELTON	Honda - e3 Motorsport with Shelton Racing			1			
34	41		23 Milo WARD	Luyten Honda - FPW Racing			0			
35	42	M3	12 James HOBSON	Honda - Two 4 Motorsport			0			

Weather / Track : Cloudy / Dry

These results are provisional until the conclusion of any judicial and technical matters.

Snetterton 300

Circuit Length = 2.9689 miles

Start: 09:52 Flag 10:00 End: 10:02

Race Director :

Stewards :

Timekeeper :

Results can be found at [www.britishsuperbike.com](http://www.britishsuperbike.com)

Printed - 10:03 Sunday, 15 June 2014



# MCRCB BULLETIN TK207

## 2014 MCE British Superbike Championship - Round 3

### 2014 Motul British Motostar Championship

#### WARM-UP - SECTOR ANALYSIS

SECTOR 1 = FL to I1, SECTOR 2 = I1 to I2, SECTOR 3 = I2 to FL, DIFF = Difference To Personal Best Lap

P1		28		Bradley RAY		EE125 - FAB-Racing				
LAP	SECTOR 1	SECTOR 2		SECTOR 3		LAP TIME	MPH	DIFF	TIME OF DAY	
1 -	OUTLAP	86.1	49.133	107.2	44.187	106.5	2:28.972	71.74	25.531	09:54:32.599
2 -	42.185	96.2	46.018	124.5	41.515	<b>125.2</b>	2:09.718 (3)	82.39	6.277	09:56:42.317
3 -	40.240	110.3	44.068	<b>128.5</b>	40.888	123.3	2:05.196 (2)	85.37	1.755	09:58:47.513
4 -	<b>38.972</b>	<b>111.8</b>	<b>43.647</b>	128.0	<b>40.822</b>	122.2	<b>2:03.441 (1)</b>	<b>86.58</b>		<b>10:00:50.954</b>

P2		17		James FLITCROFT		Nykos - Kinpac Racing				
LAP	SECTOR 1	SECTOR 2		SECTOR 3		LAP TIME	MPH	DIFF	TIME OF DAY	
1 -	<b>39.154</b>	110.7	44.682	125.4	<b>41.000</b>	118.9	2:04.836 (2)	85.61	0.324	09:56:24.496
2 -	39.263	111.4	44.316	125.2	41.662	118.7	2:05.241 (3)	85.34	0.729	09:58:29.737
3 -	39.197	<b>112.0</b>	<b>44.292</b>	125.6	41.023	118.9	<b>2:04.512 (1)</b>	<b>85.83</b>		<b>10:00:34.249</b>

P3		164		Anthony ALONSO		Honda - SP125 / BARF Racing				
LAP	SECTOR 1	SECTOR 2		SECTOR 3		LAP TIME	MPH	DIFF	TIME OF DAY	
1 -	OUTLAP	105.5	46.316	124.7	43.306	<b>116.3</b>	2:17.966	77.46	13.222	09:54:24.272
2 -	39.506	<b>109.1</b>	44.483	123.3	41.373	<b>116.3</b>	2:05.362 (2)	85.25	0.618	09:56:29.634
3 -	<b>38.914</b>	108.4	45.585	<b>125.6</b>	42.742	115.5	2:07.241 (3)	83.99	2.497	09:58:36.875
4 -	39.442	108.5	<b>44.234</b>	120.6	<b>41.068</b>	115.7	<b>2:04.744 (1)</b>	<b>85.68</b>		<b>10:00:41.619</b>

P4		66 M3		Joe IRVING		KTM - Redline KTM				
LAP	SECTOR 1	SECTOR 2		SECTOR 3		LAP TIME	MPH	DIFF	TIME OF DAY	
1 -	<b>38.942</b>	<b>115.5</b>	<b>43.608</b>	128.8	IN PIT		2:32.174 P	70.23	27.331	09:56:50.618
2 -	OUTLAP	114.1	43.950	129.8	43.018	123.5	2:09.699	82.40	4.856	09:59:00.317
3 -	39.981	114.5	44.028	128.3	<b>40.834</b>	<b>127.5</b>	<b>2:04.843 (1)</b>	<b>85.61</b>		<b>10:01:05.160</b>

P5		61 M3		Ernst DUBBINK		Honda - Ernst Dubbink Racing				
LAP	SECTOR 1	SECTOR 2		SECTOR 3		LAP TIME	MPH	DIFF	TIME OF DAY	
1 -	OUTLAP	108.7	46.205	127.3	43.077	122.2	2:16.968	78.03	11.743	09:54:23.078
2 -	39.643	<b>113.7</b>	<b>44.190</b>	<b>128.0</b>	<b>41.392</b>	123.3	<b>2:05.225 (1)</b>	<b>85.35</b>		<b>09:56:28.303</b>
3 -	40.389	103.8	47.658	101.2	42.559	123.3	2:10.606 (3)	81.83	5.381	09:58:38.909
4 -	<b>38.795</b>	110.9	44.618	127.3	42.032	<b>124.2</b>	2:05.445 (2)	85.20	0.220	10:00:44.354

P6		25 M3		Mike BROUWERS		Honda - Joma / Brouwers Racing Team				
LAP	SECTOR 1	SECTOR 2		SECTOR 3		LAP TIME	MPH	DIFF	TIME OF DAY	
1 -	OUTLAP	104.2	46.837	<b>124.5</b>	43.452	<b>119.4</b>	2:18.946	76.92	13.506	09:54:25.414
2 -	40.862	<b>110.1</b>	45.305	121.1	41.582	117.5	2:07.749 (3)	83.66	2.309	09:56:33.163
3 -	39.898	107.5	44.827	120.6	42.044	117.7	2:06.769 (2)	84.31	1.329	09:58:39.932
4 -	<b>39.301</b>	<b>110.1</b>	<b>44.624</b>	122.4	<b>41.515</b>	<b>119.4</b>	<b>2:05.440 (1)</b>	<b>85.20</b>		<b>10:00:45.372</b>

P7		36 M3		Jayson URIBE		Honda - FPW Racing / RSR				
LAP	SECTOR 1	SECTOR 2		SECTOR 3		LAP TIME	MPH	DIFF	TIME OF DAY	
1 -	OUTLAP	102.7	46.675	<b>126.8</b>	43.309	121.5	2:18.419	77.21	12.814	09:54:24.008
2 -	39.438	<b>110.1</b>	<b>44.395</b>	125.2	41.772	<b>122.4</b>	<b>2:05.605 (1)</b>	<b>85.09</b>		<b>09:56:29.613</b>
3 -	<b>39.318</b>	107.7	45.438	126.3	42.588	111.8	2:07.344 (3)	83.93	1.739	09:58:36.957
4 -	40.235	106.5	44.879	126.1	<b>40.849</b>	121.1	2:05.963 (2)	84.85	0.358	10:00:42.920

P8		86 M3		Charlie NESBITT		Repli-Cast - Repli-Cast UK				
LAP	SECTOR 1	SECTOR 2		SECTOR 3		LAP TIME	MPH	DIFF	TIME OF DAY	
1 -	<b>39.509</b>	<b>110.1</b>	<b>44.606</b>	126.8	<b>41.902</b>	119.6	<b>2:06.017 (1)</b>	<b>84.81</b>		<b>09:56:25.985</b>
2 -	39.824	107.8	44.983	125.9	IN PIT		3:06.912 P	57.18	1:00.895	09:59:32.897
3 -	OUTLAP	91.6	47.625	125.4	43.590	117.5	2:19.450	76.64	13.433	10:01:52.347

P9		69 M3		Tom BOOTH-AMOS		Honda - Ellomoto / Banks Racing				
LAP	SECTOR 1	SECTOR 2		SECTOR 3		LAP TIME	MPH	DIFF	TIME OF DAY	
1 -	OUTLAP	91.0	48.091	<b>127.8</b>	43.795	122.6	2:19.887	76.40	13.800	09:54:35.322

Weather / Track : Cloudy / Dry

Snetterton 300  
Circuit Length = 2.9689 miles  
Start: 09:52 Flag 10:00 End: 10:02

# MCRCB BULLETIN TK207

## 2014 MCE British Superbike Championship - Round 3

### 2014 Motul British Motostar Championship

#### WARM-UP - SECTOR ANALYSIS

SECTOR 1 = FL to I1, SECTOR 2 = I1 to I2, SECTOR 3 = I2 to FL, DIFF = Difference To Personal Best Lap

2 -	39.899	100.7	45.463	126.3	<b>41.462</b>	<b>123.8</b>	2:06.824	(3)	84.27	0.737	09:56:42.146
3 -	40.068	107.7	<b>44.468</b>	125.4	41.821	120.6	2:06.357	(2)	84.58	0.270	09:58:48.503
4 -	<b>39.648</b>	<b>108.0</b>	44.738	126.1	41.701	120.9	<b>2:06.087</b>	(1)	<b>84.76</b>		<b>10:00:54.590</b>

P10	12	Edward RENDELL					Honda - Banks Racing				
LAP	SECTOR 1	SECTOR 2	SECTOR 3	LAP TIME	MPH	DIFF	TIME OF DAY				
1 -	OUTLAP	106.3	46.091	121.7	42.461	116.5	2:13.237		80.21	7.002	09:54:40.448
2 -	<b>39.780</b>	108.5	45.078	122.6	41.514	116.5	2:06.372	(3)	84.57	0.137	09:56:46.820
3 -	39.807	107.5	44.676	<b>123.1</b>	41.771	<b>117.1</b>	2:06.254	(2)	84.65	0.019	09:58:53.074
4 -	40.394	<b>110.1</b>	<b>44.448</b>	120.6	<b>41.393</b>	116.5	<b>2:06.235</b>	(1)	<b>84.66</b>		<b>10:00:59.309</b>

P11	64	Asher DURHAM					Honda - SP125Racing.com				
LAP	SECTOR 1	SECTOR 2	SECTOR 3	LAP TIME	MPH	DIFF	TIME OF DAY				
1 -	40.411	105.5	45.256	123.1	42.571	116.9	2:08.238	(2)	83.34	0.794	09:56:27.752
2 -	40.314	107.2	45.933	<b>123.5</b>	42.854	<b>118.7</b>	2:09.101	(3)	82.78	1.657	09:58:36.853
3 -	<b>40.208</b>	<b>107.8</b>	<b>45.161</b>	121.7	<b>42.075</b>	116.7	<b>2:07.444</b>	(1)	<b>83.86</b>		<b>10:00:44.297</b>

P12	79	M3	Chris TAYLOR					Honda - Ducati Coventry				
LAP	SECTOR 1	SECTOR 2	SECTOR 3	LAP TIME	MPH	DIFF	TIME OF DAY					
1 -	OUTLAP	98.8	47.270	124.0	44.550	115.7	2:19.897		76.39	12.446	09:55:06.634	
2 -	40.741	106.5	45.693	124.5	42.828	120.2	2:09.262	(3)	82.68	1.811	09:57:15.896	
3 -	40.149	<b>106.8</b>	45.303	<b>124.9</b>	<b>42.250</b>	120.4	2:07.702	(2)	83.69	0.251	09:59:23.598	
4 -	<b>39.994</b>	106.0	<b>45.168</b>	124.5	42.289	<b>121.3</b>	<b>2:07.451</b>	(1)	<b>83.86</b>		<b>10:01:31.049</b>	

P13	34	M3	Jordan WEAVING					KTM - Jordan Racing / Burkert				
LAP	SECTOR 1	SECTOR 2	SECTOR 3	LAP TIME	MPH	DIFF	TIME OF DAY					
1 -	OUTLAP	101.3	47.141	124.5	43.350	120.9	2:17.685		77.62	10.011	09:54:29.402	
2 -	<b>40.371</b>	<b>110.9</b>	45.696	124.2	42.089	<b>122.9</b>	2:08.156	(2)	83.39	0.482	09:56:37.558	
3 -	40.766	106.3	45.613	124.2	43.413	118.7	2:09.792	(3)	82.34	2.118	09:58:47.350	
4 -	41.005	108.9	<b>44.907</b>	<b>125.9</b>	<b>41.762</b>	116.9	<b>2:07.674</b>	(1)	<b>83.71</b>		<b>10:00:55.024</b>	

P14	72	Alex PERSSON					Honda - PWR / Nordgren Racing				
LAP	SECTOR 1	SECTOR 2	SECTOR 3	LAP TIME	MPH	DIFF	TIME OF DAY				
1 -	OUTLAP	104.5	46.851	<b>126.1</b>	43.793	<b>119.4</b>	2:19.832		76.43	11.560	09:54:25.605
2 -	40.884	104.2	45.991	121.5	42.606	117.5	2:09.481	(3)	82.54	1.209	09:56:35.086
3 -	<b>40.447</b>	107.5	<b>45.423</b>	121.7	42.499	117.5	2:08.369	(2)	83.26	0.097	09:58:43.455
4 -	40.633	<b>108.0</b>	45.636	121.1	<b>42.003</b>	117.5	<b>2:08.272</b>	(1)	<b>83.32</b>		<b>10:00:51.727</b>

P15	11	Joseph THOMAS					Honda - Moto UK Racing				
LAP	SECTOR 1	SECTOR 2	SECTOR 3	LAP TIME	MPH	DIFF	TIME OF DAY				
1 -	40.440	<b>105.8</b>	45.617	120.4	<b>42.476</b>	114.3	<b>2:08.533</b>	(1)	<b>83.15</b>		<b>09:56:27.513</b>
2 -	<b>40.420</b>	104.8	45.843	120.0	42.689	115.3	2:08.952	(3)	82.88	0.419	09:58:36.465
3 -	40.620	103.8	<b>45.506</b>	<b>124.7</b>	42.477	<b>117.3</b>	2:08.603	(2)	83.10	0.070	10:00:45.068

P16	65	Josh OWENS					Honda - RCD Motorsport				
LAP	SECTOR 1	SECTOR 2	SECTOR 3	LAP TIME	MPH	DIFF	TIME OF DAY				
1 -	OUTLAP	95.1	47.558	124.5	43.852	118.7	2:17.714		77.61	9.069	09:54:37.767
2 -	40.217	103.7	46.203	124.0	43.030	117.7	2:09.450	(3)	82.56	0.805	09:56:47.217
3 -	<b>39.884</b>	<b>108.7</b>	<b>45.335</b>	<b>125.2</b>	43.831	117.7	2:09.050	(2)	82.82	0.405	09:58:56.267
4 -	40.282	104.8	45.805	121.7	<b>42.558</b>	<b>119.6</b>	<b>2:08.645</b>	(1)	<b>83.08</b>		<b>10:01:04.912</b>

P17	35	Elliot LODGE					Honda - SP125 / Spike Racing				
LAP	SECTOR 1	SECTOR 2	SECTOR 3	LAP TIME	MPH	DIFF	TIME OF DAY				
1 -	OUTLAP	83.9	49.653	119.8	44.367	115.3	2:25.461		73.47	16.584	09:54:34.180
2 -	40.775	104.2	46.344	119.6	<b>43.320</b>	116.1	2:10.439	(2)	81.93	1.562	09:56:44.619
3 -	40.330	102.2	46.394	121.5	44.293	116.1	2:11.017	(3)	81.57	2.140	09:58:55.636
4 -	<b>40.072</b>	<b>108.9</b>	<b>45.180</b>	<b>122.2</b>	43.625	<b>119.8</b>	<b>2:08.877</b>	(1)	<b>82.93</b>		<b>10:01:04.513</b>

Weather / Track : Cloudy / Dry

Snetterton 300  
Circuit Length = 2.9689 miles  
Start: 09:52 Flag 10:00 End: 10:02

# MCRCB BULLETIN TK207

## 2014 MCE British Superbike Championship - Round 3

### 2014 Motul British Motostar Championship

#### WARM-UP - SECTOR ANALYSIS

SECTOR 1 = FL to I1, SECTOR 2 = I1 to I2, SECTOR 3 = I2 to FL, DIFF = Difference To Personal Best Lap

P18 127		Georgina POLDEN					Honda - RS Racing			
LAP	SECTOR 1	SECTOR 2		SECTOR 3		LAP TIME	MPH	DIFF	TIME OF DAY	
1 -	OUTLAP	80.0	49.555	106.8	46.154	123.1	2:30.091	71.21	19.681	09:54:35.133
2 -	41.536	<b>110.5</b>	46.942	<b>126.6</b>	44.480	<b>123.3</b>	2:12.958 (3)	80.38	2.548	09:56:48.091
3 -	40.793	108.7	48.045	<b>126.6</b>	<b>43.457</b>	122.0	2:12.295 (2)	80.78	1.885	09:59:00.386
4 -	<b>40.699</b>	96.6	<b>45.616</b>	121.3	44.095	<b>123.3</b>	<b>2:10.410 (1)</b>	<b>81.95</b>		<b>10:01:10.796</b>

P19 90		Greg GREENWOOD					Luyten Honda - FPW Racing			
LAP	SECTOR 1	SECTOR 2		SECTOR 3		LAP TIME	MPH	DIFF	TIME OF DAY	
1 -	OUTLAP	90.5	50.151	123.3	44.713	<b>119.1</b>	2:22.891	74.79	12.318	09:54:37.531
2 -	41.218	103.7	47.247	121.7	43.743	118.5	2:12.208 (3)	80.84	1.635	09:56:49.739
3 -	41.436	<b>105.6</b>	46.578	<b>123.5</b>	43.473	118.9	2:11.487 (2)	81.28	0.914	09:59:01.226
4 -	<b>40.936</b>	104.8	<b>46.341</b>	123.1	<b>43.296</b>	<b>119.1</b>	<b>2:10.573 (1)</b>	<b>81.85</b>		<b>10:01:11.799</b>

P20 142 M3		Brian SLOOTEN					Honda - Bakker Frames Holland			
LAP	SECTOR 1	SECTOR 2		SECTOR 3		LAP TIME	MPH	DIFF	TIME OF DAY	
1 -	OUTLAP	94.9	48.627	119.4	44.425	119.1	2:24.037	74.20	13.329	09:54:29.957
2 -	<b>41.012</b>	106.1	46.088	124.2	43.608	120.6	<b>2:10.708 (1)</b>	<b>81.77</b>		<b>09:56:40.665</b>
3 -	41.776	<b>108.0</b>	<b>45.910</b>	<b>124.5</b>	<b>43.531</b>	<b>121.1</b>	2:11.217 (2)	81.45	0.509	09:58:51.882
4 -	41.747	100.7	46.056	<b>124.5</b>	43.651	119.1	2:11.454 (3)	81.30	0.746	10:01:03.336

P21 124		Tasia RODINK					Honda - Promemo Racing			
LAP	SECTOR 1	SECTOR 2		SECTOR 3		LAP TIME	MPH	DIFF	TIME OF DAY	
1 -	OUTLAP	96.6	47.511	123.8	44.052	120.2	2:23.156	74.66	12.424	09:54:30.588
2 -	41.304	107.5	46.084	125.6	44.018	119.8	2:11.406 (2)	81.33	0.674	09:56:41.994
3 -	41.862	108.4	46.759	123.5	<b>42.981</b>	119.8	2:11.602 (3)	81.21	0.870	09:58:53.596
4 -	<b>40.947</b>	<b>110.3</b>	<b>45.373</b>	<b>126.6</b>	44.412	<b>121.7</b>	<b>2:10.732 (1)</b>	<b>81.75</b>		<b>10:01:04.328</b>

P22 74 M3		Joe THOMPSON					Repli-Cast - Repli-Cast UK			
LAP	SECTOR 1	SECTOR 2		SECTOR 3		LAP TIME	MPH	DIFF	TIME OF DAY	
1 -	OUTLAP	82.0	49.739	123.3	44.649	<b>120.4</b>	2:26.826	72.79	16.003	09:54:34.281
2 -	<b>40.999</b>	94.2	46.378	123.8	43.680	117.5	2:11.057 (2)	81.55	0.234	09:56:45.338
3 -	41.342	97.9	<b>45.760</b>	<b>124.7</b>	43.989	119.4	2:11.091 (3)	81.53	0.268	09:58:56.429
4 -	41.175	<b>100.3</b>	46.698	119.4	<b>42.950</b>	118.3	<b>2:10.823 (1)</b>	<b>81.69</b>		<b>10:01:07.252</b>

P23 2		Ian RAYBON					KTM - Century 21 / Cresswell Racing			
LAP	SECTOR 1	SECTOR 2		SECTOR 3		LAP TIME	MPH	DIFF	TIME OF DAY	
1 -	OUTLAP	87.3	49.068	117.9	45.260	115.5	2:22.874	74.80	11.978	09:54:36.597
2 -	40.944	98.5	46.845	<b>118.3</b>	<b>43.738</b>	114.3	2:11.527 (2)	81.26	0.631	09:56:48.124
3 -	<b>40.810</b>	99.7	47.025	116.1	43.909	113.7	2:11.744 (3)	81.12	0.848	09:58:59.868
4 -	40.963	<b>104.5</b>	<b>45.891</b>	<b>118.3</b>	44.042	<b>116.1</b>	<b>2:10.896 (1)</b>	<b>81.65</b>		<b>10:01:10.764</b>

P24 19		Kai JOHNSON					Nykos - Kinpac Racing			
LAP	SECTOR 1	SECTOR 2		SECTOR 3		LAP TIME	MPH	DIFF	TIME OF DAY	
1 -	OUTLAP	90.0	48.601	116.5	44.993	116.3	2:23.389	74.53	12.475	09:54:30.029
2 -	<b>41.451</b>	98.6	<b>45.850</b>	<b>122.9</b>	43.613	<b>117.7</b>	<b>2:10.914 (1)</b>	<b>81.64</b>		<b>09:56:40.943</b>
3 -	41.574	<b>106.8</b>	46.099	121.3	<b>43.308</b>	116.9	2:10.981 (2)	81.60	0.067	09:58:51.924
4 -	41.905	102.1	46.220	120.6	43.726	115.7	2:11.851 (3)	81.06	0.937	10:01:03.775

P25 88		Wesley JONKER					Honda - Racing Family			
LAP	SECTOR 1	SECTOR 2		SECTOR 3		LAP TIME	MPH	DIFF	TIME OF DAY	
1 -	OUTLAP	86.0	50.922	101.5	48.269	110.3	2:33.940	69.43	21.605	09:54:38.083
2 -	44.452	94.3	48.906	113.3	46.550	112.4	2:19.908 (3)	76.39	7.573	09:56:57.991
3 -	41.915	<b>104.0</b>	47.364	117.9	<b>44.022</b>	<b>114.5</b>	2:13.301 (2)	80.18	0.966	09:59:11.292
4 -	<b>41.291</b>	103.8	<b>46.478</b>	<b>118.1</b>	44.566	<b>114.5</b>	<b>2:12.335 (1)</b>	<b>80.76</b>		<b>10:01:23.627</b>

Weather / Track : Cloudy / Dry

Snetterton 300  
Circuit Length = 2.9689 miles  
Start: 09:52 Flag 10:00 End: 10:02

# MCRCB BULLETIN TK207

## 2014 MCE British Superbike Championship - Round 3

### 2014 Motul British Motostar Championship

#### WARM-UP - SECTOR ANALYSIS

SECTOR 1 = FL to I1, SECTOR 2 = I1 to I2, SECTOR 3 = I2 to FL, DIFF = Difference To Personal Best Lap

P26		13	M3	Sam BURMAN			Honda - WNT / Burman Racing				
LAP	SECTOR 1		SECTOR 2		SECTOR 3		LAP TIME	MPH	DIFF	TIME OF DAY	
1 -	OUTLAP	108.2	47.702	126.8	45.947	<b>121.7</b>	2:22.488	75.01	9.684	09:54:24.705	
2 -		<b>41.416</b>	109.4	46.747	<b>127.3</b>	44.641	121.3	<b>2:12.804 (1)</b>	<b>80.48</b>	<b>09:56:37.509</b>	
3 -		41.998	108.5	46.638	124.5	45.178	119.8	2:13.814 (3)	79.87	1.010 09:58:51.323	
4 -		41.957	<b>110.0</b>	<b>46.345</b>	125.2	<b>44.620</b>	121.5	2:12.922 (2)	80.40	0.118 10:01:04.245	

P27		84	Daniel HERMANSSON			TSR Luyten - FPW Racing				
LAP	SECTOR 1		SECTOR 2		SECTOR 3		LAP TIME	MPH	DIFF	TIME OF DAY
1 -	OUTLAP	102.4	48.276	<b>119.8</b>	46.036	<b>114.1</b>	2:22.367	75.07	8.547	09:54:27.200
2 -		41.713	103.7	<b>47.259</b>	<b>119.8</b>	44.848	113.1	<b>2:13.820 (1)</b>	<b>79.86</b>	<b>09:56:41.020</b>
3 -		42.744	<b>106.1</b>	47.317	117.1	<b>44.618</b>	112.7	2:14.679 (2)	79.35	0.859 09:58:55.699
4 -		<b>41.614</b>	<b>106.1</b>	47.484	83.0	1:04.752	112.2	2:33.850 (3)	69.47	20.030 10:01:29.549

P28		44	Jake BAYFORD			Honda - Intek Adhesives by SGR Racing				
LAP	SECTOR 1		SECTOR 2		SECTOR 3		LAP TIME	MPH	DIFF	TIME OF DAY
1 -	OUTLAP	94.9	48.179	<b>122.0</b>	45.397	<b>114.9</b>	2:22.470	75.01	8.178	09:54:27.573
2 -		42.364	97.3	47.396	119.1	44.772	114.3	2:14.532 (3)	79.44	0.240 09:56:42.105
3 -		<b>42.190</b>	99.5	<b>47.281</b>	120.4	44.829	114.1	2:14.300 (2)	79.58	0.008 09:58:56.405
4 -		42.283	<b>101.5</b>	47.746	116.5	<b>44.263</b>	114.3	<b>2:14.292 (1)</b>	<b>79.58</b>	<b>10:01:10.697</b>

P29		47	Jake ARCHER			Honda - Jake Archer Racing				
LAP	SECTOR 1		SECTOR 2		SECTOR 3		LAP TIME	MPH	DIFF	TIME OF DAY
1 -		42.830	<b>101.3</b>	47.709	<b>122.6</b>	44.535	116.7	2:15.074 (3)	79.12	0.630 09:56:40.260
2 -		42.898	<b>101.3</b>	<b>47.572</b>	119.8	<b>44.205</b>	117.7	2:14.675 (2)	79.36	0.231 09:58:54.935
3 -		<b>42.301</b>	97.6	47.713	89.1	44.430	115.3	<b>2:14.444 (1)</b>	<b>79.49</b>	<b>10:01:09.379</b>

P30		7	Jamie ASHBY			Honda - JPA Racing / SP125				
LAP	SECTOR 1		SECTOR 2		SECTOR 3		LAP TIME	MPH	DIFF	TIME OF DAY
1 -	OUTLAP	87.4	51.341	119.8	47.319	116.5	2:32.070	70.28	15.992	09:54:40.137
2 -		43.424	101.2	49.130	118.7	46.478	116.3	2:19.032 (3)	76.87	2.954 09:56:59.169
3 -		43.076	100.9	48.380	<b>120.9</b>	45.728	116.3	2:17.184 (2)	77.91	1.106 09:59:16.353
4 -		<b>42.557</b>	<b>105.3</b>	<b>47.810</b>	120.2	<b>45.711</b>	<b>116.9</b>	<b>2:16.078 (1)</b>	<b>78.54</b>	<b>10:01:32.431</b>

P31		4	Louis VALLELEY			KTM - Century 21 / Cresswell Racing				
LAP	SECTOR 1		SECTOR 2		SECTOR 3		LAP TIME	MPH	DIFF	TIME OF DAY
1 -	OUTLAP	93.9	49.007	<b>121.1</b>	<b>44.820</b>	<b>115.3</b>	2:25.089	73.66		09:54:53.618
2 -		<b>42.122</b>	<b>103.5</b>	<b>47.542</b>	118.9	IN PIT		3:04.574 P	57.90	09:57:58.192
3 -	OUTLAP	99.7	49.134	120.2	44.963	115.1	2:22.008	75.26		10:00:20.200

P32		3	Alex PLATT			Honda - Century 21 / Cresswell Racing				
LAP	SECTOR 1		SECTOR 2		SECTOR 3		LAP TIME	MPH	DIFF	TIME OF DAY
1 -	OUTLAP	<b>81.4</b>	<b>51.541</b>	<b>115.7</b>	<b>46.622</b>	<b>115.3</b>	2:31.620	70.49		09:54:40.625

P33		43	Arnie SHELTON			Honda - e3 Motorsport with Shelton Racing				
LAP	SECTOR 1		SECTOR 2		SECTOR 3		LAP TIME	MPH	DIFF	TIME OF DAY
1 -	OUTLAP	<b>107.2</b>	47.507	<b>122.9</b>	<b>42.967</b>	<b>117.1</b>	2:31.812	70.40		09:56:18.751

Weather / Track : Cloudy / Dry

Snetterton 300  
Circuit Length = 2.9689 miles  
Start: 09:52 Flag 10:00 End: 10:02

**MCRCB BULLETIN TK208****2014 MCE British Superbike Championship - Round 3****2014 Motul British Motostar Championship****WARM-UP - BEST SPEEDS**

POS	SECTOR 1			SECTOR 2			FINISH LINE		
	NO	NAME	MPH	NO	NAME	MPH	NO	NAME	MPH
1	66	Joe IRVING	115.5	66	Joe IRVING	130.8	66	Joe IRVING	127.5
2	61	Ernst DUBBINK	113.7	28	Bradley RAY	128.5	28	Bradley RAY	125.2
3	17	James FLITCROFT	112.0	61	Ernst DUBBINK	128.0	61	Ernst DUBBINK	124.2
4	28	Bradley RAY	111.8	69	Tom BOOTH-AMOS	127.8	69	Tom BOOTH-AMOS	123.8
5	34	Jordan WEAVING	110.9	86	Charlie NESBITT	127.5	127	Georgina POLDEN	123.3
6	127	Georgina POLDEN	110.5	13	Sam BURMAN	127.3	34	Jordan WEAVING	122.9
7	124	Tasia RODINK	110.3	36	Jayson URIBE	126.8	36	Jayson URIBE	122.4
8	12	Edward RENDELL	110.1	124	Tasia RODINK	126.6	13	Sam BURMAN	121.7
9	25	Mike BROUWERS	110.1	127	Georgina POLDEN	126.6	86	Charlie NESBITT	121.7
10	36	Jayson URIBE	110.1	72	Alex PERSSON	126.1	124	Tasia RODINK	121.7
11	86	Charlie NESBITT	110.1	17	James FLITCROFT	125.9	17	James FLITCROFT	121.5
12	13	Sam BURMAN	110.0	34	Jordan WEAVING	125.9	79	Chris TAYLOR	121.3
13	164	Anthony ALONSO	109.1	164	Anthony ALONSO	125.6	142	Brian SLOOTEN	121.1
14	35	Elliot LODGE	108.9	65	Josh OWENS	125.2	74	Joe THOMPSON	120.4
15	65	Josh OWENS	108.7	79	Chris TAYLOR	124.9	35	Elliot LODGE	119.8
16	69	Tom BOOTH-AMOS	108.0	11	Joseph THOMAS	124.7	65	Josh OWENS	119.6
17	72	Alex PERSSON	108.0	74	Joe THOMPSON	124.7	25	Mike BROUWERS	119.4
18	142	Brian SLOOTEN	108.0	25	Mike BROUWERS	124.5	72	Alex PERSSON	119.4
19	64	Asher DURHAM	107.8	142	Brian SLOOTEN	124.5	90	Greg GREENWOOD	119.1
20	43	Arnie SHELTON	107.2	64	Asher DURHAM	123.5	64	Asher DURHAM	118.7
21	19	Kai JOHNSON	106.8	90	Greg GREENWOOD	123.5	47	Jake ARCHER	118.1
22	79	Chris TAYLOR	106.8	12	Edward RENDELL	123.1	19	Kai JOHNSON	117.7
23	84	Daniel HERMANSSON	106.1	19	Kai JOHNSON	122.9	11	Joseph THOMAS	117.3
24	11	Joseph THOMAS	105.8	43	Arnie SHELTON	122.9	12	Edward RENDELL	117.1
25	90	Greg GREENWOOD	105.6	47	Jake ARCHER	122.6	43	Arnie SHELTON	117.1
26	7	Jamie ASHBY	105.3	35	Elliot LODGE	122.2	7	Jamie ASHBY	116.9
27	2	Ian RAYBON	104.5	44	Jake BAYFORD	122.0	164	Anthony ALONSO	116.3
28	88	Wesley JONKER	104.0	4	Louis VALLELEY	121.1	2	Ian RAYBON	116.1
29	4	Louis VALLELEY	103.5	7	Jamie ASHBY	120.9	3	Alex PLATT	115.3
30	44	Jake BAYFORD	101.5	84	Daniel HERMANSSON	119.8	4	Louis VALLELEY	115.3
31	47	Jake ARCHER	101.3	2	Ian RAYBON	118.3	44	Jake BAYFORD	114.9
32	74	Joe THOMPSON	100.3	88	Wesley JONKER	118.1	88	Wesley JONKER	114.5
33	3	Alex PLATT	81.4	3	Alex PLATT	115.7	84	Daniel HERMANSSON	114.1
34	41	Milo WARD	54.2						
35									

Weather / Track : Cloudy / Dry

Snetterton 300

Circuit Length = 2.9689 miles

Start: 09:52 Flag 10:00 End: 10:02

Results can be found at [www.tsl-timing.com](http://www.tsl-timing.com)

Printed - 10:05 Sunday, 15 June 2014

# MCRCB BULLETIN TK209

## 2014 MCE British Superbike Championship - Round 3

### 2014 Motul British Motostar Championship

#### WARM-UP - BEST SECTORS

SECTOR 1			SECTOR 2			SECTOR 3			IDEAL / BEST COMPARISON						
POS	NO	NAME	TIME	NO	NAME	TIME	NO	NAME	TIME	POS	NO	NAME	IDEAL	BEST	DIFF
1	61	DUBBINK	38.795	66	IRVING	43.608	28	RAY	40.822						
2	164	ALONSO	38.914	28	RAY	43.647	66	IRVING	40.834	1	66	IRVING	2:03.384	2:04.843	1.459
3	66	IRVING	38.942	61	DUBBINK	44.190	36	URIBE	40.849	2	28	RAY	2:03.441	2:03.441	0.000
4	28	RAY	38.972	164	ALONSO	44.234	17	FLITCROFT	41.000	3	164	ALONSO	2:04.216	2:04.744	0.528
5	17	FLITCROFT	39.154	17	FLITCROFT	44.292	164	ALONSO	41.068	4	61	DUBBINK	2:04.377	2:05.225	0.848
6	25	BROUWERS	39.301	36	URIBE	44.395	61	DUBBINK	41.392	5	17	FLITCROFT	2:04.446	2:05.512	0.066
7	36	URIBE	39.318	12	RENDELL	44.448	12	RENDELL	41.393	6	36	URIBE	2:04.562	2:05.605	1.043
8	86	NESBITT	39.509	69	BOOTH-AMOS	44.468	69	BOOTH-AMOS	41.462	7	25	BROUWERS	2:05.440	2:05.440	0.000
9	69	BOOTH-AMOS	39.648	86	NESBITT	44.606	25	BROUWERS	41.515	8	69	BOOTH-AMOS	2:05.578	2:06.087	0.509
10	12	RENDELL	39.780	25	BROUWERS	44.624	34	WEAVING	41.762	9	12	RENDELL	2:05.621	2:06.235	0.614
11	65	OWENS	39.884	34	WEAVING	44.907	86	NESBITT	41.902	10	86	NESBITT	2:06.017	2:06.017	0.000
12	79	TAYLOR	39.994	64	DURHAM	45.161	72	PERSSON	42.003	11	34	WEAVING	2:07.040	2:07.674	0.634
13	35	LODGE	40.072	79	TAYLOR	45.168	64	DURHAM	42.075	12	79	TAYLOR	2:07.412	2:07.451	0.039
14	64	DURHAM	40.208	35	LODGE	45.180	79	TAYLOR	42.250	13	64	DURHAM	2:07.444	2:07.444	0.000
15	34	WEAVING	40.371	65	OWENS	45.335	11	THOMAS	42.476	14	65	OWENS	2:07.777	2:08.645	0.868
16	11	THOMAS	40.420	124	RODINK	45.373	65	OWENS	42.558	15	72	PERSSON	2:07.873	2:08.272	0.399
17	72	PERSSON	40.447	72	PERSSON	45.423	74	THOMPSON	42.950	16	11	THOMAS	2:08.402	2:08.533	0.131
18	127	POLDEN	40.699	11	THOMAS	45.506	43	SHELTON	42.967	17	35	LODGE	2:08.572	2:08.877	0.305
19	2	RAYBON	40.810	127	POLDEN	45.616	124	RODINK	42.981	18	124	RODINK	2:09.301	2:10.732	1.431
20	90	GREENWOOD	40.936	74	THOMPSON	45.760	90	GREENWOOD	43.296	19	74	THOMPSON	2:09.709	2:10.823	1.114
21	124	RODINK	40.947	19	JOHNSON	45.850	19	JOHNSON	43.308	20	127	POLDEN	2:09.772	2:10.410	0.638
22	74	THOMPSON	40.999	2	RAYBON	45.891	35	LODGE	43.320	21	43	SHELTON	2:10.046		
23	142	SLOOTEN	41.012	142	SLOOTEN	45.910	127	POLDEN	43.457	22	2	RAYBON	2:10.439	2:10.896	0.457
24	43	SHELTON	41.159	43	SHELTON	45.920	142	SLOOTEN	43.531	23	142	SLOOTEN	2:10.453	2:10.708	0.255
25	88	JONKER	41.291	90	GREENWOOD	46.341	2	RAYBON	43.738	24	90	GREENWOOD	2:10.573	2:10.573	0.000
26	13	BURMAN	41.416	13	BURMAN	46.345	88	JONKER	44.022	25	19	JOHNSON	2:10.609	2:10.914	0.305
27	19	JOHNSON	41.451	88	JONKER	46.478	47	ARCHER	44.205	26	88	JONKER	2:11.791	2:12.335	0.544
28	84	HERMANSSON	41.614	84	HERMANSSON	47.259	44	BAYFORD	44.263	27	13	BURMAN	2:12.381	2:12.804	0.423
29	4	VALLELEY	42.122	44	BAYFORD	47.281	84	HERMANSSON	44.618	28	84	HERMANSSON	2:13.491	2:13.820	0.329
30	44	BAYFORD	42.190	4	VALLELEY	47.542	13	BURMAN	44.620	29	44	BAYFORD	2:13.734	2:14.292	0.558
31	47	ARCHER	42.301	47	ARCHER	47.572	4	VALLELEY	44.820	30	47	ARCHER	2:14.078	2:14.444	0.366
32	7	ASHBY	42.557	7	ASHBY	47.810	7	ASHBY	45.711	31	4	VALLELEY	2:14.484		
33	3	PLATT	50.382	3	PLATT	51.541	3	PLATT	46.622	32	7	ASHBY	2:16.078	2:16.078	0.000
34										33	3	PLATT	2:28.545		
35															

Weather / Track : Cloudy / Dry

Results can be found at [www.tsl-timing.com](http://www.tsl-timing.com)

Snetterton 300

Circuit Length = 2.9689 miles

Start: 09:52 Flag 10:00 End: 10:02

Printed - 10:05 Sunday, 15 June 2014

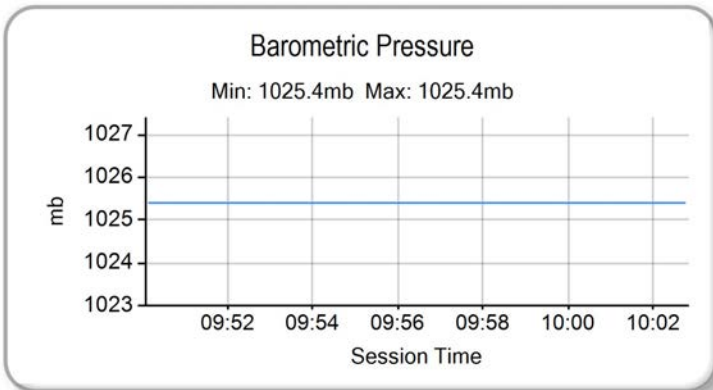
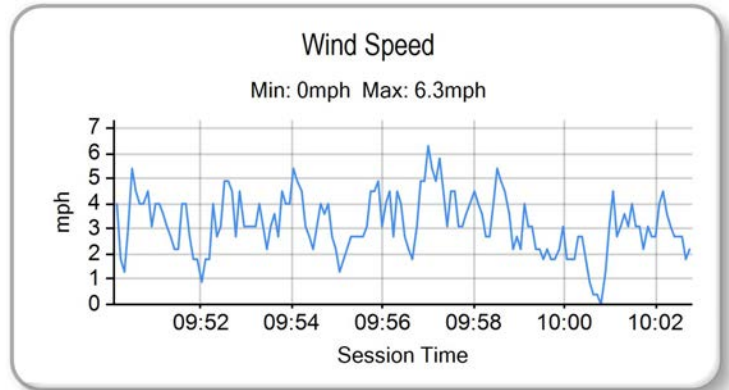
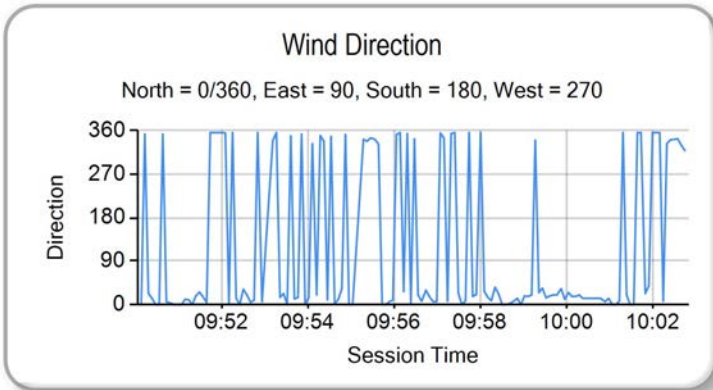
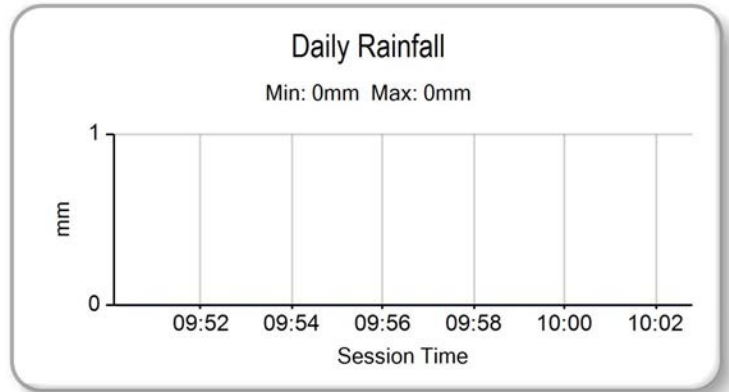
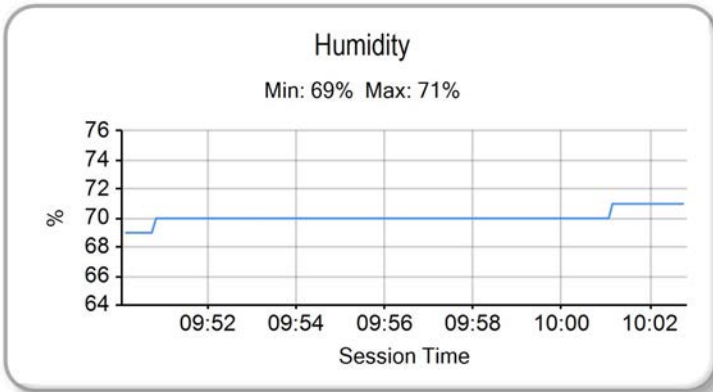
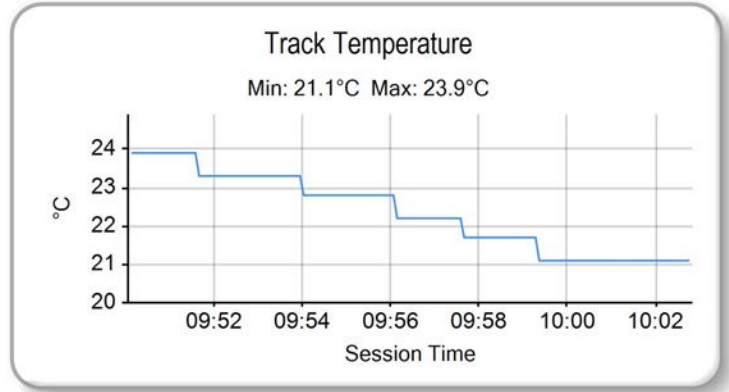
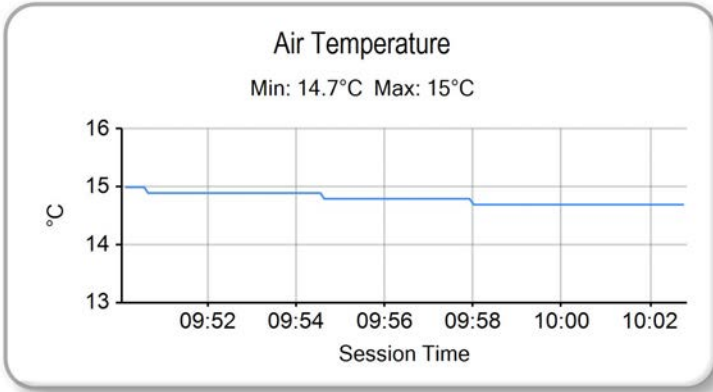


# MCRCB BULLETIN TK210

## 2014 MCE British Superbike Championship - Round 3

## 2014 Motul British Motostar Championship

### WARM-UP - WEATHER CONDITIONS



Weather / Track : Cloudy / Dry

Results can be found at [www.tsl-timing.com](http://www.tsl-timing.com)

Snetterton 300  
Circuit Length = 2.9689 miles  
Start: 09:52 Flag 10:00 End: 10:02

Printed - 10:05 Sunday, 15 June 2014



ROW 12	36	2:20.024	<b>3</b> Alex PLATT	35	2:13.959	<b>7</b> Jamie ASHBY	34	2:12.763	<b>4</b> Louis VALLELEY	
ROW 11		2:12.643	33	<b>47</b> Jake ARCHER	32	2:10.940	<b>44</b> Jake BAYFORD	31	2:10.376	<b>13</b> Sam BURMAN
ROW 10	30	2:10.335	<b>2</b> Ian RAYBON	29	2:10.088	<b>90</b> Greg GREENWOOD	28	2:09.410	<b>41</b> Milo WARD	
ROW 9		2:09.072	27	<b>84</b> Daniel HERMANSSON	26	2:08.722	<b>74</b> Joe THOMPSON	25	2:07.838	<b>124</b> Tasia RODINK
ROW 8	24	2:07.390	<b>127</b> Georgina POLDEN	23	2:07.387	<b>43</b> Arnie SHELTON	22	2:07.357	<b>88</b> Wesley JONKER	
ROW 7		2:07.115	21	<b>142</b> Brian SLOOTEN	20	2:07.071	<b>79</b> Chris TAYLOR	19	2:06.931	<b>19</b> Kai JOHNSON
ROW 6	18	2:06.605	<b>11</b> Joseph THOMAS	17	2:05.732	<b>25</b> Mike BROUWERS	16	2:05.706	<b>64</b> Asher DURHAM	
ROW 5		2:05.595	15	<b>65</b> Josh OWENS	14	2:05.512	<b>72</b> Alex PERSSON	13	2:04.605	<b>164</b> Anthony ALONSO
ROW 4	12	2:04.375	<b>35</b> Elliot LODGE	11	2:04.251	<b>6</b> Taz TAYLOR	10	2:03.917	<b>69</b> Tom BOOTH-AMOS	
ROW 3		2:03.643	9	<b>17</b> James FLITCROFT	8	2:03.564	<b>36</b> Jayson URIBE	7	2:03.561	<b>61</b> Ernst DUBBINK
ROW 2	6	2:03.528	<b>86</b> Charlie NESBITT	5	2:03.364	<b>34</b> Jordan WEAIVING	4	2:03.157	<b>12</b> Edward RENDELL	
ROW 1		2:02.355	3	<b>42</b> James HOBSON	2	2:01.319	<b>66</b> Joe IRVING	1	2:01.299	<b>28</b> Bradley RAY
									<b>Pole</b>	

Snetterton 300  
Circuit Length = 2.9689 miles

These results are provisional until the conclusion of any judicial and technical matters.

Race Director :	Stewards :	Timekeeper :
-----------------	------------	--------------

Results can be found at [www.britishsuperbike.com](http://www.britishsuperbike.com)

Printed - 10:08 Sunday, 15 June 2014





POS	NO	CL	PIC NAME	ENTRY	LAPS	TIME	GAP	DIFF	MPH	BEST	ON
1	66	M3	1 Joe IRVING	KTM - Redline KTM	12	24:29.238			87.29	2:01.163	2
2	28		1 Bradley RAY	EE125 - FAB-Racing	12	24:29.338	0.100	0.100	87.28	2:01.334	3
3	34	M3	2 Jordan WEAVING	KTM - Jordan Racing / Burkert	12	24:29.588	0.350	0.250	87.27	2:00.433	12
4	61	M3	3 Ernst DUBBINK	Honda - Ernst Dubbink Racing	12	24:30.609	1.371	1.021	87.21	2:01.485	10
5	12		2 Edward RENDELL	Honda - Banks Racing	12	24:43.043	13.805	12.434	86.48	2:02.142	10
6	36	M3	4 Jayson URIBE	Honda - FPW Racing / RSR	12	24:43.140	13.902	0.097	86.47	2:02.695	6
7	86	M3	5 Charlie NESBITT	Repli-Cast - Repli-Cast UK	12	24:44.609	15.371	1.469	86.39	2:02.301	12
8	42	M3	6 James HOBSON	Honda - Two 4 Motorsport	12	24:50.346	21.108	5.737	86.05	2:02.214	11
9	6		3 Taz TAYLOR	Luyten Honda - FPW Racing / Hookless Holidays	12	24:50.376	21.138	0.030	86.05	2:02.239	11
10	25	M3	7 Mike BROUWERS	Honda - Joma / Brouwers Racing Team	12	24:50.735	21.497	0.359	86.03	2:02.540	11
11	164		4 Anthony ALONSO	Honda - SP125 / BARF Racing	12	24:56.531	27.293	5.796	85.70	2:03.154	12
12	79	M3	8 Chris TAYLOR	Honda - Ducati Coventry	12	25:18.613	49.375	22.082	84.45	2:04.788	6
13	43		5 Arnie SHELTON	Honda - e3 Motorsport with Shelton Racing	12	25:18.680	49.442	0.067	84.45	2:03.821	11
14	64		6 Asher DURHAM	Honda - SP125Racing.com	12	25:19.195	49.957	0.515	84.42	2:05.135	12
15	35		7 Elliot LODGE	Honda - SP125 / Spike Racing	12	25:19.267	50.029	0.072	84.42	2:05.079	12
16	142	M3	9 Brian SLOOTEN	Honda - Bakker Frames Holland	12	25:32.506	1:03.268	13.239	83.69	2:06.057	5
17	124		8 Tasia RODINK	Honda - Promemo Racing	12	25:45.846	1:16.608	13.340	82.96	2:07.422	4
18	74	M3	10 Joe THOMPSON	Repli-Cast - Repli-Cast UK	12	25:51.097	1:21.859	5.251	82.68	2:07.211	4
19	90		9 Greg GREENWOOD	Luyten Honda - FPW Racing	12	26:12.278	1:43.040	21.181	81.57	2:09.306	10
20	4		10 Louis VALLELEY	KTM - Century 21 / Cresswell Racing	12	26:13.238	1:44.000	0.960	81.52	2:09.353	12
21	41		11 Milo WARD	Luyten Honda - FPW Racing	12	26:14.544	1:45.306	1.306	81.45	2:08.018	12
22	13	M3	11 Sam BURMAN	Honda - WNT / Burman Racing	12	26:14.936	1:45.698	0.392	81.43	2:09.259	11
23	84		12 Daniel HERMANSSON	TSR Luyten - FPW Racing	12	26:16.633	1:47.395	1.697	81.34	2:08.610	10
24	2		13 Ian RAYBON	KTM - Century 21 / Cresswell Racing	12	26:23.543	1:54.305	6.910	80.99	2:09.695	4
25	44		14 Jake BAYFORD	Honda - Intek Adhesives by SGR Racing	12	26:29.115	1:59.877	5.572	80.70	2:10.749	8
26	7		15 Jamie ASHBY	Honda - JPA Racing / SP125	11	24:54.818	1 Lap	1 Lap	78.65	2:14.082	8

## NOT CLASSIFIED

DNF	72		Alex PERSSON	Honda - PWR / Nordgren Racing	8	16:39.745	4 Laps	3 Laps	85.52	2:02.970	5
DNF	3		Alex PLATT	Honda - Century 21 / Cresswell Racing	6	13:49.419	6 Laps	2 Laps	77.31	2:15.600	6
DNF	127		Georgina POLDEN	Honda - RS Racing	5	10:44.696	7 Laps	1 Lap	82.89	2:06.340	5
DNF	88		Wesley JONKER	Honda - Racing Family	5	11:06.808	7 Laps	22.112	80.14	2:10.188	3
DNF	47		Jake ARCHER	Honda - Jake Archer Racing	4	9:05.009	8 Laps	1 Lap	78.44	2:13.406	4
DNF	17		James FLITCROFT	Nykos - Kinpac Racing	3	6:29.911	9 Laps	1 Lap	82.23	2:06.262	3
DNF	69	M3	Tom BOOTH-AMOS	Honda - Ellomoto / Banks Racing	2	4:14.349	10 Laps	1 Lap	84.04	2:04.047	2
DNF	11		Joseph THOMAS	Honda - Moto UK Racing	1	2:25.776	11 Laps	1 Lap	73.31		
DNF	65		Josh OWENS	Honda - RCD Motorsport	0						
DNF	19		Kai JOHNSON	Nykos - Kinpac Racing	0						

## FASTEST LAP

34	M3	Jordan WEAVING	KTM - Jordan Racing / Burkert	12	2:00.433	88.74 mph	142.82 kph
28		Bradley RAY	EE125 - FAB-Racing	3	2:01.334	88.08 mph	141.76 kph

Weather / Track : Bright / Dry

These results are provisional until the conclusion of any judicial and technical matters.

Snetterton 300

Circuit Length = 2.9689 miles

Start: 14:52 Flag 15:16 End: 15:19

Race Director :	Stewards :	Timekeeper :
-----------------	------------	--------------

Results can be found at [www.britishsuperbike.com](http://www.britishsuperbike.com)

Printed - 15:20 Sunday, 15 June 2014





# MCRCB BULLETIN TK255

## 2014 MCE British Superbike Championship - Round 3

### 2014 Motul British Motostar Championship

#### RACE 11 - LAP CHART

2 1:37.489 2:09.895  
44 1:41.278 2:12.224

LAP 11		
NO	BEHIND	LAP TIME
28		2:02.046
66	0.055	2:01.744
61	1.933	2:01.765
34	2.013	2:01.180
12	12.952	2:03.097
36	13.062	2:03.140
7	1 Lap	2:14.525
86	15.166	2:03.186
6	19.425	2:02.239
42	19.559	2:02.214
25	20.260	2:02.540
164	26.235	2:03.462
79	45.945	2:05.385
43	46.628	2:03.821
64	46.918	2:05.401
35	47.046	2:05.627
142	58.142	2:06.959
124	1:10.798	2:07.906
74	1:15.939	2:08.765
90	1:34.825	2:12.250
4	1:36.743	2:10.889
13	1:38.363	2:09.259
84	1:38.446	2:08.745
41	1:39.384	2:08.993
2	1:45.990	2:10.547
44	1:50.980	2:11.748

LAP 12		
NO	BEHIND	LAP TIME
66		2:02.041
28	0.100	2:02.196
34	0.350	2:00.433
61	1.371	2:01.534
12	13.805	2:02.949
36	13.902	2:02.936
86	15.371	2:02.301
6	21.088	2:03.759
42	21.108	2:03.645
25	21.497	2:03.333
7	1 Lap	2:14.320
164	27.293	2:03.154
79	49.375	2:05.526
43	49.442	2:04.910
64	49.957	2:05.135
35	50.029	2:05.079
142	1:03.268	2:07.222
124	1:16.608	2:07.906
74	1:21.859	2:08.016
90	1:43.040	2:10.311
4	1:44.000	2:09.353
41	1:45.306	2:08.018
13	1:45.698	2:09.431
84	1:47.395	2:11.045
2	1:54.305	2:10.411
44	1:59.877	2:10.993

Weather / Track : Bright / Dry

# MCRCB BULLETIN TK256

## 2014 MCE British Superbike Championship - Round 3

### 2014 Motul British Motostar Championship

#### RACE 11 - POSITION CHART

No	Name	Lap												
		Pos	1	2	3	4	5	6	7	8	9	10	11	12
28	RAY	1	66	66	66	28	28	66	66	66	28	28	28	66
66	IRVING	2	28	28	28	66	66	28	28	28	66	66	66	28
42	HOBSON	3	34	34	61	61	61	61	61	61	61	61	61	34
12	RENDELL	4	61	61	34	34	34	34	34	34	34	34	34	61
34	WEAVING	5	36	36	36	36	36	36	36	36	36	12	12	12
86	NESBITT	6	69	12	12	12	86	86	86	86	12	36	36	36
61	DUBBINK	7	12	86	86	86	12	12	12	12	86	86	86	86
36	URIBE	8	86	69	25	25	25	6	6	6	6	6	6	6
17	FLITCROFT	9	25	25	42	6	6	25	42	42	42	42	42	42
69	BOOTH-AMOS	10	42	42	6	42	42	42	25	25	25	25	25	25
6	TAYLOR	11	6	6	72	72	72	72	72	72	164	164	164	164
35	LODGE	12	72	72	164	164	164	164	164	164	79	79	79	79
164	ALONSO	13	64	164	64	64	35	64	35	79	64	35	43	43
72	PERSSON	14	164	64	35	35	64	35	64	35	35	64	64	64
65	OWENS	15	35	35	79	79	79	79	79	64	43	43	35	35
64	DURHAM	16	79	79	17	43	142	43	43	43	142	142	142	142
25	BROUWERS	17	142	17	142	142	43	142	142	142	124	124	124	124
11	THOMAS	18	127	43	43	127	127	124	124	124	74	74	74	74
19	JOHNSON	19	17	142	127	124	124	74	74	74	90	90	90	90
79	TAYLOR	20	43	127	124	74	74	90	90	90	4	4	4	4
142	SLOOTEN	21	124	124	74	90	90	4	4	4	13	13	13	41
88	JONKER	22	90	74	90	4	4	13	13	13	41	84	84	13
43	SHELTON	23	74	90	4	13	13	41	84	41	84	41	41	84
127	POLDEN	24	4	4	13	88	88	84	41	84	2	2	2	2
124	RODINK	25	13	13	88	41	41	44	2	2	44	44	44	44
74	THOMPSON	26	44	44	41	84	84	2	44	44	7	7	7	
84	HERMANSSON	27	84	88	84	44	2	7	7	7				
41	WARD	28	41	84	44	2	44	3						
90	GREENWOOD	29	47	41	2	47	7							
2	RAYBON	30	88	2	47	7	3							
13	BURMAN	31	2	47	7	3								
44	BAYFORD	32	11	7	3									
47	ARCHER	33	7	3										
4	VALLELEY	34	3											
7	ASHBY	35												
3	PLATT	36												

Weather / Track : Bright / Dry

Snetterton 300  
 Circuit Length = 2.9689 miles  
 Start: 14:52 Flag 15:16 End: 15:19

Results can be found at [www.tsl-timing.com](http://www.tsl-timing.com)

Printed - 15:22 Sunday, 15 June 2014

**MCRCB BULLETIN TK257**

**2014 MCE British Superbike Championship - Round 3**

**2014 Motul British Motostar Championship**

**RACE 11 - SECTOR ANALYSIS**

SECTOR 1 = FL to I1, SECTOR 2 = I1 to I2, SECTOR 3 = I2 to FL, DIFF = Difference To Personal Best Lap

P1		66 M3		Joe IRVING		KTM - Redline KTM				
LAP	SECTOR 1		SECTOR 2		SECTOR 3		LAP TIME	MPH	DIFF	TIME OF DAY
1 -		111.8	43.230	128.8	40.134	124.0	2:07.399	83.89	6.236	14:54:29.302
2 -	38.251	<b>114.5</b>	42.886	129.0	40.026	124.0	<b>2:01.163 (1)</b>	<b>88.21</b>		<b>14:56:30.465</b>
3 -	38.292	114.1	<b>42.838</b>	128.8	40.472	122.9	2:01.602 (3)	87.89	0.439	14:58:32.067
4 -	38.779	110.5	43.961	125.9	40.067	123.5	2:02.807	87.03	1.644	15:00:34.874
5 -	38.687	113.7	42.946	<b>130.5</b>	39.922	121.5	2:01.555 (2)	87.92	0.392	15:02:36.429
6 -	38.679	113.9	43.171	129.0	40.220	123.1	2:02.070	87.55	0.907	15:04:38.499
7 -	38.495	<b>114.5</b>	42.867	128.3	40.424	123.5	2:01.786	87.76	0.623	15:06:40.285
8 -	38.498	113.3	43.261	127.8	40.439	122.6	2:02.198	87.46	1.035	15:08:42.483
9 -	38.366	111.8	43.625	124.5	40.417	<b>124.9</b>	2:02.408	87.31	1.245	15:10:44.891
10 -	38.972	111.8	43.005	126.3	40.488	124.7	2:02.465	87.27	1.302	15:12:47.356
11 -	<b>38.250</b>	112.9	43.460	125.2	40.034	119.8	2:01.744	87.79	0.581	15:14:49.100
12 -	38.883	<b>114.5</b>	43.380	127.0	<b>39.778</b>	124.7	2:02.041	87.57	0.878	15:16:51.141

P2		28		Bradley RAY		EE125 - FAB-Racing				
LAP	SECTOR 1		SECTOR 2		SECTOR 3		LAP TIME	MPH	DIFF	TIME OF DAY
1 -		111.8	43.255	127.3	40.319	120.6	2:07.543	83.79	6.209	14:54:29.446
2 -	38.397	112.4	43.070	128.0	39.969	121.1	2:01.436 (2)	88.01	0.102	14:56:30.882
3 -	<b>38.241</b>	<b>112.7</b>	<b>42.827</b>	126.8	40.266	122.6	<b>2:01.334 (1)</b>	<b>88.08</b>		<b>14:58:32.216</b>
4 -	38.722	108.7	43.769	126.3	40.045	120.6	2:02.536	87.22	1.202	15:00:34.752
5 -	38.610	112.5	42.945	126.8	40.041	120.0	2:01.596 (3)	87.89	0.262	15:02:36.348
6 -	38.583	112.0	43.514	<b>128.3</b>	40.327	122.0	2:02.424	87.30	1.090	15:04:38.772
7 -	38.376	112.0	43.157	126.1	40.368	122.2	2:01.901	87.67	0.567	15:06:40.673
8 -	38.423	109.4	43.543	126.6	39.996	<b>123.1</b>	2:01.962	87.63	0.628	15:08:42.635
9 -	38.508	111.8	43.359	126.6	40.175	120.9	2:02.042	87.57	0.708	15:10:44.677
10 -	39.035	111.6	43.046	126.3	40.241	120.6	2:02.322	87.37	0.988	15:12:46.999
11 -	38.517	112.4	43.449	125.4	40.080	118.9	2:02.046	87.57	0.712	15:14:49.045
12 -	39.196	111.8	43.072	126.6	<b>39.928</b>	119.4	2:02.196	87.46	0.862	15:16:51.241

P3		34 M3		Jordan WEAVING		KTM - Jordan Racing / Burkert				
LAP	SECTOR 1		SECTOR 2		SECTOR 3		LAP TIME	MPH	DIFF	TIME OF DAY
1 -		111.8	43.616	127.3	40.442	121.7	2:08.572	83.12	8.139	14:54:30.475
2 -	38.856	111.6	43.733	127.3	40.818	122.4	2:03.407	86.60	2.974	14:56:33.882
3 -	38.748	110.5	43.700	126.3	40.301	122.9	2:02.749	87.07	2.316	14:58:36.631
4 -	38.490	111.2	43.178	128.0	39.926	123.8	2:01.594	87.89	1.161	15:00:38.225
5 -	38.724	112.2	43.251	127.8	40.497	122.9	2:02.472	87.26	2.039	15:02:40.697
6 -	38.537	111.6	43.285	128.8	40.069	123.1	2:01.891	87.68	1.458	15:04:42.588
7 -	38.429	112.2	43.436	127.5	40.478	122.9	2:02.343	87.36	1.910	15:06:44.931
8 -	38.592	111.8	43.408	125.9	40.161	123.1	2:02.161	87.49	1.728	15:08:47.092
9 -	38.437	110.5	43.147	127.5	40.045	123.3	2:01.629	87.87	1.196	15:10:48.721
10 -	38.296	111.6	42.901	127.0	39.960	123.8	2:01.157 (2)	88.21	0.724	15:12:49.878
11 -	38.207	<b>114.3</b>	42.853	130.3	40.120	<b>124.9</b>	2:01.180 (3)	88.20	0.747	15:14:51.058
12 -	<b>38.012</b>	112.0	<b>42.614</b>	<b>131.0</b>	<b>39.807</b>	123.3	<b>2:00.433 (1)</b>	<b>88.74</b>		<b>15:16:51.491</b>

P4		61 M3		Ernst DUBBINK		Honda - Ernst Dubbink Racing				
LAP	SECTOR 1		SECTOR 2		SECTOR 3		LAP TIME	MPH	DIFF	TIME OF DAY
1 -		113.1	43.681	129.8	40.659	122.6	2:09.068	82.80	7.583	14:54:30.971
2 -	38.827	114.9	43.276	<b>130.3</b>	40.943	<b>123.8</b>	2:03.046	86.86	1.561	14:56:34.017
3 -	38.629	112.2	43.243	127.8	40.122	122.2	2:01.994	87.61	0.509	14:58:36.011
4 -	38.517	113.5	42.964	128.8	40.625	121.1	2:02.106	87.53	0.621	15:00:38.117
5 -	38.472	113.9	43.134	129.0	40.254	122.4	2:01.860	87.70	0.375	15:02:39.977
6 -	38.567	113.7	43.125	129.3	40.189	122.2	2:01.881	87.69	0.396	15:04:41.858
7 -	38.516	113.5	43.317	127.5	40.395	122.0	2:02.228	87.44	0.743	15:06:44.086
8 -	38.702	113.1	42.946	128.0	40.225	122.2	2:01.873	87.69	0.388	15:08:45.959
9 -	38.697	112.7	43.077	127.8	<b>39.995</b>	123.3	2:01.769	87.77	0.284	15:10:47.728
10 -	38.525	112.5	<b>42.899</b>	128.0	40.061	122.6	<b>2:01.485 (1)</b>	<b>87.97</b>		<b>15:12:49.213</b>
11 -	38.658	115.3	42.944	129.3	40.163	121.7	2:01.765 (3)	87.77	0.280	15:14:50.978
12 -	<b>38.316</b>	<b>115.7</b>	43.151	129.5	40.067	122.9	2:01.534 (2)	87.94	0.049	15:16:52.512

Weather / Track : Bright / Dry

Snetterton 300  
Circuit Length = 2.9689 miles  
Start: 14:52 Flag 15:16 End: 15:19

MCRCB BULLETIN TK257

2014 MCE British Superbike Championship - Round 3

2014 Motul British Motostar Championship

RACE 11 - SECTOR ANALYSIS

SECTOR 1 = FL to I1, SECTOR 2 = I1 to I2, SECTOR 3 = I2 to FL, DIFF = Difference To Personal Best Lap

P5		12		Edward RENDELL		Honda - Banks Racing				
LAP	SECTOR 1		SECTOR 2		SECTOR 3		LAP TIME	MPH	DIFF	TIME OF DAY
1 -		110.5	44.143	121.5	41.041	117.5	2:10.392	81.96	8.250	14:54:32.295
2 -	38.677	110.7	44.072	122.2	40.718	117.7	2:03.467	86.56	1.325	14:56:35.762
3 -	38.610	110.9	44.282	120.9	40.472	117.5	2:03.364	86.63	1.222	14:58:39.126
4 -	38.923	107.2	44.039	121.7	40.495	116.3	2:03.457	86.57	1.315	15:00:42.583
5 -	38.698	108.4	43.876	123.5	40.736	117.9	2:03.310	86.67	1.168	15:02:45.893
6 -	38.589	109.6	43.485	<b>124.0</b>	40.336	117.7	2:02.410 (3)	87.31	0.268	15:04:48.303
7 -	38.609	109.8	43.855	120.2	41.004	117.9	2:03.468	86.56	1.326	15:06:51.771
8 -	38.610	109.1	43.742	122.9	40.466	<b>118.9</b>	2:02.818	87.02	0.676	15:08:54.589
9 -	38.531	108.4	43.554	120.6	<b>40.084</b>	117.7	2:02.169 (2)	87.48	0.027	15:10:56.758
10 -	<b>38.291</b>	110.1	<b>43.470</b>	122.4	40.381	115.7	<b>2:02.142 (1)</b>	<b>87.50</b>		<b>15:12:58.900</b>
11 -	38.719	<b>111.1</b>	43.615	121.3	40.763	116.1	2:03.097	86.82	0.955	15:15:01.997
12 -	39.003	108.2	43.656	119.8	40.290	116.5	2:02.949	86.93	0.807	15:17:04.946

P6		36 M3		Jayson URIBE		Honda - FPW Racing / RSR				
LAP	SECTOR 1		SECTOR 2		SECTOR 3		LAP TIME	MPH	DIFF	TIME OF DAY
1 -		111.1	44.106	<b>126.6</b>	40.876	121.1	2:10.107	82.14	7.412	14:54:32.010
2 -	38.771	110.3	43.793	124.5	40.800	121.3	2:03.364	86.63	0.669	14:56:35.374
3 -	38.779	110.0	43.615	123.5	40.539	121.3	2:02.933	86.94	0.238	14:58:38.307
4 -	38.684	109.6	43.558	124.5	40.705	120.0	2:02.947	86.93	0.252	15:00:41.254
5 -	38.600	109.6	43.839	121.7	40.878	120.2	2:03.317	86.67	0.622	15:02:44.571
6 -	38.742	109.2	43.559	124.7	40.394	120.2	<b>2:02.695 (1)</b>	<b>87.11</b>		<b>15:04:47.266</b>
7 -	38.566	110.1	43.742	123.8	40.558	120.9	2:02.866	86.98	0.171	15:06:50.132
8 -	38.944	110.1	43.813	123.1	40.486	121.1	2:03.243	86.72	0.548	15:08:53.375
9 -	38.541	109.2	43.661	122.9	40.559	120.6	2:02.761 (2)	87.06	0.066	15:10:56.136
10 -	38.540	109.8	<b>43.546</b>	122.9	40.745	121.1	2:02.831 (3)	87.01	0.136	15:12:58.967
11 -	<b>38.462</b>	110.5	43.901	119.6	40.777	121.7	2:03.140	86.79	0.445	15:15:02.107
12 -	39.020	<b>111.6</b>	43.638	123.3	<b>40.278</b>	<b>122.2</b>	2:02.936	86.94	0.241	15:17:05.043

P7		86 M3		Charlie NESBITT		Repli-Cast - Repli-Cast UK				
LAP	SECTOR 1		SECTOR 2		SECTOR 3		LAP TIME	MPH	DIFF	TIME OF DAY
1 -		111.8	44.135	126.3	40.847	118.5	2:10.765	81.73	8.464	14:54:32.668
2 -	38.796	<b>114.1</b>	43.845	<b>129.0</b>	40.638	<b>122.0</b>	2:03.279	86.69	0.978	14:56:35.947
3 -	40.027	106.1	43.806	126.1	40.534	120.6	2:04.367	85.93	2.066	14:58:40.314
4 -	38.697	111.2	43.720	125.9	<b>40.246</b>	120.9	2:02.663	87.13	0.362	15:00:42.977
5 -	<b>38.491</b>	112.4	43.511	126.6	40.570	120.4	2:02.572 (3)	87.19	0.271	15:02:45.549
6 -	38.546	111.8	43.538	126.6	40.394	119.6	2:02.478 (2)	87.26	0.177	15:04:48.027
7 -	38.722	111.1	43.928	122.9	40.632	120.0	2:03.282	86.69	0.981	15:06:51.309
8 -	38.621	111.1	43.698	126.1	40.769	119.1	2:03.088	86.83	0.787	15:08:54.397
9 -	38.940	111.6	44.104	124.9	40.711	120.0	2:03.755	86.36	1.454	15:10:58.152
10 -	38.599	111.8	43.859	124.2	40.415	120.0	2:02.873	86.98	0.572	15:13:01.025
11 -	38.584	111.4	43.792	125.2	40.810	120.0	2:03.186	86.76	0.885	15:15:04.211
12 -	38.534	112.0	<b>43.508</b>	126.3	40.259	116.1	<b>2:02.301 (1)</b>	<b>87.39</b>		<b>15:17:06.512</b>

P8		42 M3		James HOBSON		Honda - Two 4 Motorsport				
LAP	SECTOR 1		SECTOR 2		SECTOR 3		LAP TIME	MPH	DIFF	TIME OF DAY
1 -		109.1	44.865	127.8	41.374	124.7	2:12.561	80.62	10.347	14:54:34.464
2 -	39.544	109.4	44.307	128.8	40.921	124.2	2:04.772	85.66	2.558	14:56:39.236
3 -	39.305	109.8	43.868	128.8	40.965	123.3	2:04.138	86.09	1.924	14:58:43.374
4 -	39.316	110.3	43.606	<b>131.3</b>	40.776	124.2	2:03.698	86.40	1.484	15:00:47.072
5 -	38.825	110.0	43.686	130.3	40.423	124.2	2:02.934 (3)	86.94	0.720	15:02:50.006
6 -	38.696	110.0	43.729	130.8	41.036	124.2	2:03.461	86.57	1.247	15:04:53.467
7 -	38.921	110.3	43.577	130.0	40.911	124.9	2:03.409	86.60	1.195	15:06:56.876
8 -	<b>38.581</b>	<b>111.6</b>	43.474	130.5	41.023	125.2	2:03.078	86.83	0.864	15:08:59.954
9 -	38.869	110.5	43.649	129.8	41.631	124.7	2:04.149	86.09	1.935	15:11:04.103
10 -	38.633	111.1	43.137	130.8	40.517	125.2	2:02.287 (2)	87.40	0.073	15:13:06.390
11 -	38.681	110.5	<b>43.126</b>	130.0	<b>40.407</b>	<b>125.4</b>	<b>2:02.214 (1)</b>	<b>87.45</b>		<b>15:15:08.604</b>
12 -	39.025	110.3	44.040	129.0	40.580	123.8	2:03.645	86.44	1.431	15:17:12.249

Weather / Track : Bright / Dry

Snetterton 300  
Circuit Length = 2.9689 miles  
Start: 14:52 Flag 15:16 End: 15:19



# MCRCB BULLETIN TK257

## 2014 MCE British Superbike Championship - Round 3

### 2014 Motul British Motostar Championship

#### RACE 11 - SECTOR ANALYSIS

SECTOR 1 = FL to I1, SECTOR 2 = I1 to I2, SECTOR 3 = I2 to FL, DIFF = Difference To Personal Best Lap

P9		6		Taz TAYLOR		Luyten Honda - FPW Racing / Hookless Holidays				
LAP	SECTOR 1		SECTOR 2		SECTOR 3		LAP TIME	MPH	DIFF	TIME OF DAY
1 -		108.2	44.428	<b>129.5</b>	41.559	120.9	2:13.137	80.27	10.898	14:54:35.040
2 -	39.184	111.8	44.284	127.3	41.101	122.0	2:04.569	85.80	2.330	14:56:39.609
3 -	39.181	110.0	44.109	124.9	40.645	<b>122.9</b>	2:03.935	86.23	1.696	14:58:43.544
4 -	38.778	110.5	43.675	125.9	40.638	120.4	2:03.091	86.83	0.852	15:00:46.635
5 -	38.720	110.7	43.648	125.4	<b>40.515</b>	120.4	2:02.883 (2)	86.97	0.644	15:02:49.518
6 -	38.773	110.1	44.115	127.3	40.879	119.1	2:03.767	86.35	1.528	15:04:53.285
7 -	38.763	110.0	43.592	124.7	40.998	120.4	2:03.353	86.64	1.114	15:06:56.638
8 -	38.554	110.9	43.547	125.6	41.018	120.2	2:03.119	86.81	0.880	15:08:59.757
9 -	38.866	110.7	43.592	124.7	41.071	120.9	2:03.529	86.52	1.290	15:11:03.286
10 -	38.736	110.9	43.430	125.2	40.779	120.4	2:02.945 (3)	86.93	0.706	15:13:06.231
11 -	<b>38.331</b>	<b>112.0</b>	<b>43.296</b>	125.9	40.612	120.6	<b>2:02.239 (1)</b>	<b>87.43</b>		<b>15:15:08.470</b>
12 -	38.906	111.4	43.717	124.0	41.136	120.0	2:03.759	86.36	1.520	15:17:12.229

P10		25 M3		Mike BROUWERS		Honda - Joma / Brouwers Racing Team				
LAP	SECTOR 1		SECTOR 2		SECTOR 3		LAP TIME	MPH	DIFF	TIME OF DAY
1 -		109.6	44.788	121.3	40.929	117.7	2:12.233	80.82	9.693	14:54:34.136
2 -	39.073	109.4	44.058	121.7	40.602	117.5	2:03.733	86.38	1.193	14:56:37.869
3 -	39.048	108.4	43.919	121.1	40.561	118.1	2:03.528	86.52	0.988	14:58:41.397
4 -	39.241	108.5	43.984	121.7	40.543	117.3	2:03.768	86.35	1.228	15:00:45.165
5 -	39.088	108.7	44.077	121.7	40.751	116.9	2:03.916	86.25	1.376	15:02:49.081
6 -	39.312	<b>111.1</b>	43.906	121.5	41.117	115.1	2:04.335	85.96	1.795	15:04:53.416
7 -	39.487	109.2	44.164	120.4	40.571	118.1	2:04.222	86.04	1.682	15:06:57.638
8 -	39.037	109.1	43.540	121.7	40.625	118.1	2:03.202 (3)	86.75	0.662	15:09:00.840
9 -	39.064	109.4	43.590	120.9	40.644	117.7	2:03.298	86.68	0.758	15:11:04.138
10 -	<b>38.814</b>	110.7	43.462	<b>123.1</b>	40.351	<b>119.8</b>	2:02.627 (2)	87.15	0.087	15:13:06.765
11 -	38.942	110.5	<b>43.384</b>	122.6	<b>40.214</b>	118.1	<b>2:02.540 (1)</b>	<b>87.22</b>		<b>15:15:09.305</b>
12 -	38.976	110.3	43.472	122.2	40.885	119.1	2:03.333	86.66	0.793	15:17:12.638

P11		164		Anthony ALONSO		Honda - SP125 / BARF Racing				
LAP	SECTOR 1		SECTOR 2		SECTOR 3		LAP TIME	MPH	DIFF	TIME OF DAY
1 -		110.3	44.697	124.5	42.261	116.1	2:14.017	79.75	10.863	14:54:35.920
2 -	38.941	<b>110.9</b>	44.143	<b>125.2</b>	41.033	<b>118.7</b>	2:04.117	86.11	0.963	14:56:40.037
3 -	39.262	107.8	44.092	123.3	41.093	115.9	2:04.447	85.88	1.293	14:58:44.484
4 -	39.021	107.7	44.171	122.2	40.954	116.1	2:04.146	86.09	0.992	15:00:48.630
5 -	39.253	106.6	44.244	119.8	40.902	115.3	2:04.399	85.91	1.245	15:02:53.029
6 -	39.173	106.6	44.009	120.2	40.855	114.5	2:04.037	86.16	0.883	15:04:57.066
7 -	39.011	106.6	44.126	117.9	40.853	115.7	2:03.990	86.20	0.836	15:07:01.056
8 -	<b>38.858</b>	107.3	43.917	119.8	40.620	115.3	2:03.395 (2)	86.61	0.241	15:09:04.451
9 -	39.165	106.1	44.010	118.5	40.612	115.3	2:03.787	86.34	0.633	15:11:08.238
10 -	38.881	107.2	43.842	117.1	40.857	114.9	2:03.580	86.48	0.426	15:13:11.818
11 -	38.881	108.2	43.944	119.6	40.637	114.1	2:03.462 (3)	86.56	0.308	15:15:15.280
12 -	38.945	106.5	<b>43.807</b>	118.1	<b>40.402</b>	115.1	<b>2:03.154 (1)</b>	<b>86.78</b>		<b>15:17:18.434</b>

P12		79 M3		Chris TAYLOR		Honda - Ducati Coventry				
LAP	SECTOR 1		SECTOR 2		SECTOR 3		LAP TIME	MPH	DIFF	TIME OF DAY
1 -		109.6	45.329	<b>126.8</b>	42.383	120.2	2:16.303	78.41	11.515	14:54:38.206
2 -	39.996	106.6	44.890	124.7	41.595	121.1	2:06.481	84.50	1.693	14:56:44.687
3 -	39.865	105.0	44.782	123.8	42.444	122.4	2:07.091	84.09	2.303	14:58:51.778
4 -	39.575	105.8	44.526	124.9	41.343	119.1	2:05.444	85.20	0.656	15:00:57.222
5 -	39.341	110.1	44.433	124.5	41.413	120.6	2:05.187 (3)	85.37	0.399	15:03:02.409
6 -	<b>39.219</b>	<b>110.3</b>	<b>44.204</b>	125.6	41.365	120.9	<b>2:04.788 (1)</b>	<b>85.64</b>		<b>15:05:07.197</b>
7 -	39.355	108.2	44.401	125.9	<b>41.094</b>	<b>122.6</b>	2:04.850 (2)	85.60	0.062	15:07:12.047
8 -	39.399	110.0	44.341	124.0	41.542	120.9	2:05.282	85.31	0.494	15:09:17.329
9 -	39.885	107.0	44.648	123.8	41.827	120.2	2:06.360	84.58	1.572	15:11:23.689
10 -	39.694	107.2	44.680	124.0	41.542	120.2	2:05.916	84.88	1.128	15:13:29.605
11 -	39.450	<b>110.3</b>	44.424	125.9	41.511	120.0	2:05.385	85.24	0.597	15:15:34.990
12 -	39.573	109.2	44.439	123.8	41.514	120.2	2:05.526	85.14	0.738	15:17:40.516

Weather / Track : Bright / Dry

Snetterton 300  
Circuit Length = 2.9689 miles  
Start: 14:52 Flag 15:16 End: 15:19

**MCRCB BULLETIN TK257**

**2014 MCE British Superbike Championship - Round 3**

**2014 Motul British Motostar Championship**

**RACE 11 - SECTOR ANALYSIS**

SECTOR 1 = FL to I1, SECTOR 2 = I1 to I2, SECTOR 3 = I2 to FL, DIFF = Difference To Personal Best Lap

<b>P13 43</b>		<b>Arnie SHELTON</b>		Honda - e3 Motorsport with Shelton Racing						
LAP	SECTOR 1	SECTOR 2	SECTOR 3	LAP TIME	MPH	DIFF	TIME OF DAY			
1 -		108.0	45.877	125.6	41.762	<b>120.4</b>	2:17.489	77.73	13.668	14:54:39.392
2 -	40.382	108.9	44.737	125.6	42.189	117.9	2:07.308	83.95	3.487	14:56:46.700
3 -	40.875	108.9	44.654	124.7	41.229	117.9	2:06.758	84.31	2.937	14:58:53.458
4 -	40.406	106.8	44.834	124.9	41.289	117.7	2:06.529	84.47	2.708	15:00:59.987
5 -	40.302	110.1	44.547	124.7	41.534	118.5	2:06.383	84.56	2.562	15:03:06.370
6 -	40.318	110.3	44.264	124.7	41.323	117.1	2:05.905	84.89	2.084	15:05:12.275
7 -	39.788	109.1	44.260	122.6	40.977	117.5	2:05.025	85.48	1.204	15:07:17.300
8 -	39.787	110.3	44.338	122.2	40.871	117.3	2:04.996	85.50	1.175	15:09:22.296
9 -	39.686	109.1	44.608	122.2	<b>40.782</b>	117.9	2:05.076	85.45	1.255	15:11:27.372
10 -	39.335	109.8	44.150	123.5	40.995	118.1	2:04.480 (2)	85.86	0.659	15:13:31.852
11 -	<b>38.935</b>	<b>111.4</b>	<b>43.961</b>	125.6	40.925	117.3	<b>2:03.821 (1)</b>	<b>86.31</b>		<b>15:15:35.673</b>
12 -	39.246	111.2	44.176	<b>126.8</b>	41.488	117.9	2:04.910 (3)	85.56	1.089	15:17:40.583

<b>P14 64</b>		<b>Asher DURHAM</b>		Honda - SP125Racing.com						
LAP	SECTOR 1	SECTOR 2	SECTOR 3	LAP TIME	MPH	DIFF	TIME OF DAY			
1 -		102.7	45.085	<b>125.9</b>	41.653	118.9	2:13.866	79.84	8.731	14:54:35.769
2 -	39.509	110.1	44.536	124.0	41.444	118.7	2:05.489 (3)	85.17	0.354	14:56:41.258
3 -	39.589	108.2	44.741	122.0	<b>41.289</b>	116.9	2:05.619	85.08	0.484	14:58:46.877
4 -	39.841	107.7	44.781	122.2	41.622	116.9	2:06.244	84.66	1.109	15:00:53.121
5 -	39.990	107.5	44.492	121.3	41.736	117.7	2:06.218	84.67	1.083	15:02:59.339
6 -	39.511	106.0	44.614	123.3	41.635	116.5	2:05.760	84.98	0.625	15:05:05.099
7 -	40.181	107.2	44.779	118.9	41.788	119.4	2:06.748	84.32	1.613	15:07:11.847
8 -	40.588	108.4	44.570	119.8	41.635	119.1	2:06.793	84.29	1.658	15:09:18.640
9 -	40.175	107.8	44.469	121.3	41.410	117.5	2:06.054	84.78	0.919	15:11:24.694
10 -	39.695	109.6	44.453	120.9	41.720	117.5	2:05.868	84.91	0.733	15:13:30.562
11 -	39.386	<b>110.9</b>	44.350	121.7	41.665	118.3	2:05.401 (2)	85.23	0.266	15:15:35.963
12 -	<b>39.316</b>	107.3	<b>44.312</b>	122.4	41.507	<b>120.0</b>	<b>2:05.135 (1)</b>	<b>85.41</b>		<b>15:17:41.098</b>

<b>P15 35</b>		<b>Elliot LODGE</b>		Honda - SP125 / Spike Racing						
LAP	SECTOR 1	SECTOR 2	SECTOR 3	LAP TIME	MPH	DIFF	TIME OF DAY			
1 -		108.7	44.675	<b>123.3</b>	41.701	118.3	2:14.582	79.41	9.503	14:54:36.485
2 -	39.503	109.1	44.619	121.1	41.452	117.5	2:05.574	85.11	0.495	14:56:42.059
3 -	39.649	107.8	<b>44.379</b>	121.1	<b>41.242</b>	117.3	2:05.270 (2)	85.32	0.191	14:58:47.329
4 -	39.502	108.0	44.911	122.2	41.609	117.5	2:06.022	84.81	0.943	15:00:53.351
5 -	39.616	108.0	44.518	120.9	41.542	115.9	2:05.676	85.04	0.597	15:02:59.027
6 -	39.703	107.8	44.733	120.6	41.910	116.9	2:06.346	84.59	1.267	15:05:05.373
7 -	39.864	107.3	44.694	120.0	41.778	115.7	2:06.336	84.60	1.257	15:07:11.709
8 -	40.524	109.2	44.664	119.4	41.483	115.7	2:06.671	84.37	1.592	15:09:18.380
9 -	40.175	108.2	44.818	119.4	41.522	118.5	2:06.515	84.48	1.436	15:11:24.895
10 -	39.309	108.5	44.647	119.1	41.613	116.1	2:05.569 (3)	85.11	0.490	15:13:30.464
11 -	39.219	110.0	44.482	121.3	41.926	<b>119.1</b>	2:05.627	85.07	0.548	15:15:36.091
12 -	<b>39.014</b>	<b>111.2</b>	44.452	122.2	41.613	117.5	<b>2:05.079 (1)</b>	<b>85.45</b>		<b>15:17:41.170</b>

<b>P16 142 M3</b>		<b>Brian SLOOTEN</b>		Honda - Bakker Frames Holland						
LAP	SECTOR 1	SECTOR 2	SECTOR 3	LAP TIME	MPH	DIFF	TIME OF DAY			
1 -		109.1	45.285	<b>127.5</b>	42.524	120.9	2:16.791	78.13	10.734	14:54:38.694
2 -	40.049	<b>109.8</b>	45.019	124.5	43.058	121.3	2:08.126	83.41	2.069	14:56:46.820
3 -	40.103	108.5	44.782	124.5	41.723	122.0	2:06.608 (3)	84.41	0.551	14:58:53.428
4 -	<b>39.906</b>	106.5	44.811	124.9	41.907	<b>122.4</b>	2:06.624	84.40	0.567	15:01:00.052
5 -	39.961	109.6	<b>44.499</b>	124.7	<b>41.597</b>	119.6	<b>2:06.057 (1)</b>	<b>84.78</b>		<b>15:03:06.109</b>
6 -	40.132	108.9	44.661	125.4	41.940	120.2	2:06.733	84.33	0.676	15:05:12.842
7 -	39.907	109.1	44.887	123.8	41.745	120.2	2:06.539 (2)	84.46	0.482	15:07:19.381
8 -	40.010	106.3	44.999	124.0	41.813	120.0	2:06.822	84.27	0.765	15:09:26.203
9 -	40.334	108.5	44.815	122.9	41.949	118.9	2:07.098	84.09	1.041	15:11:33.301
10 -	40.080	108.9	44.688	124.7	42.159	119.1	2:06.927	84.20	0.870	15:13:40.228
11 -	40.358	107.8	44.645	125.4	41.956	119.8	2:06.959	84.18	0.902	15:15:47.187
12 -	40.230	108.7	44.945	123.8	42.047	120.2	2:07.222	84.01	1.165	15:17:54.409

Weather / Track : Bright / Dry

Snetterton 300  
Circuit Length = 2.9689 miles  
Start: 14:52 Flag 15:16 End: 15:19

**MCRCB BULLETIN TK257**

**2014 MCE British Superbike Championship - Round 3**

**2014 Motul British Motostar Championship**

**RACE 11 - SECTOR ANALYSIS**

SECTOR 1 = FL to I1, SECTOR 2 = I1 to I2, SECTOR 3 = I2 to FL, DIFF = Difference To Personal Best Lap

<b>P17 124</b>		<b>Tasia RODINK</b>		Honda - Promemo Racing						
LAP	SECTOR 1		SECTOR 2		SECTOR 3		LAP TIME	MPH	DIFF	TIME OF DAY
1 -		106.5	45.925	<b>126.1</b>	42.450	<b>119.6</b>	2:18.308	77.27	10.886	14:54:40.211
2 -	40.537	<b>109.8</b>	45.147	123.3	42.057	119.4	2:07.741 (3)	83.66	0.319	14:56:47.952
3 -	40.777	107.7	45.235	122.9	42.079	118.9	2:08.091	83.44	0.669	14:58:56.043
<b>4 -</b>	<b>40.263</b>	107.5	45.306	123.1	<b>41.853</b>	118.1	<b>2:07.422 (1)</b>	<b>83.87</b>		<b>15:01:03.465</b>
5 -	40.416	108.2	<b>44.835</b>	123.1	42.316	118.1	2:07.567 (2)	83.78	0.145	15:03:11.032
6 -	40.600	109.2	45.202	122.9	42.357	117.9	2:08.159	83.39	0.737	15:05:19.191
7 -	40.520	108.9	45.140	122.6	42.264	116.9	2:07.924	83.55	0.502	15:07:27.115
8 -	40.450	108.2	45.204	122.4	42.245	117.5	2:07.899	83.56	0.477	15:09:35.014
9 -	41.152	108.0	45.301	122.2	42.499	118.3	2:08.952	82.88	1.530	15:11:43.966
10 -	40.804	108.5	44.985	122.9	42.182	117.3	2:07.971	83.51	0.549	15:13:51.937
11 -	40.563	108.9	45.278	122.6	42.065	116.9	2:07.906	83.56	0.484	15:15:59.843
12 -	40.505	108.0	45.195	122.0	42.206	117.5	2:07.906	83.56	0.484	15:18:07.749

<b>P18 74 M3</b>		<b>Joe THOMPSON</b>		Repli-Cast - Repli-Cast UK						
LAP	SECTOR 1		SECTOR 2		SECTOR 3		LAP TIME	MPH	DIFF	TIME OF DAY
1 -		99.2	46.683	118.9	43.642	<b>118.5</b>	2:20.463	76.09	13.252	14:54:42.366
2 -	40.442	104.6	45.644	122.4	43.428	116.3	2:09.514	82.52	2.303	14:56:51.880
3 -	41.444	100.7	46.015	121.7	<b>42.009</b>	117.5	2:09.468	82.55	2.257	14:59:01.348
<b>4 -</b>	40.060	107.7	<b>44.999</b>	<b>123.8</b>	42.152	118.1	<b>2:07.211 (1)</b>	<b>84.01</b>		<b>15:01:08.559</b>
5 -	40.250	107.2	45.573	120.4	42.693	117.1	2:08.516	83.16	1.305	15:03:17.075
6 -	40.024	<b>108.4</b>	45.343	121.1	42.549	116.9	2:07.916	83.55	0.705	15:05:24.991
7 -	40.158	107.8	45.145	120.9	42.635	117.3	2:07.938	83.54	0.727	15:07:32.929
8 -	40.786	107.8	45.221	120.0	42.352	117.5	2:08.359	83.26	1.148	15:09:41.288
9 -	40.168	107.7	45.290	119.1	42.191	117.7	2:07.649 (3)	83.73	0.438	15:11:48.937
10 -	<b>39.881</b>	108.0	45.142	120.0	42.259	117.3	2:07.282 (2)	83.97	0.071	15:13:56.219
11 -	40.924	108.2	45.366	119.6	42.475	117.3	2:08.765	83.00	1.554	15:16:04.984
12 -	40.435	<b>108.4</b>	45.208	120.9	42.373	117.7	2:08.016	83.49	0.805	15:18:13.000

<b>P19 90</b>		<b>Greg GREENWOOD</b>		Luyten Honda - FPW Racing						
LAP	SECTOR 1		SECTOR 2		SECTOR 3		LAP TIME	MPH	DIFF	TIME OF DAY
1 -		106.0	46.259	<b>124.5</b>	42.988	<b>116.5</b>	2:19.537	76.59	10.231	14:54:41.440
2 -	40.898	105.8	46.194	119.6	43.380	116.1	2:10.472	81.91	1.166	14:56:51.912
3 -	41.388	102.4	46.152	121.3	43.249	116.3	2:10.789	81.72	1.483	14:59:02.701
4 -	40.919	104.8	45.766	120.9	<b>42.796</b>	115.5	2:09.481 (3)	82.54	0.175	15:01:12.182
5 -	41.420	105.3	45.781	120.2	43.179	115.3	2:10.380	81.97	1.074	15:03:22.562
6 -	41.204	104.2	46.076	120.9	43.697	116.3	2:10.977	81.60	1.671	15:05:33.539
7 -	41.149	105.8	45.842	120.2	42.826	115.3	2:09.817	82.33	0.511	15:07:43.356
8 -	40.823	105.3	45.770	119.8	42.848	115.3	2:09.441 (2)	82.57	0.135	15:09:52.797
9 -	40.983	104.6	45.346	119.1	43.188	115.7	2:09.517	82.52	0.211	15:12:02.314
<b>10 -</b>	<b>40.693</b>	<b>107.2</b>	<b>45.195</b>	120.2	43.418	113.7	<b>2:09.306 (1)</b>	<b>82.65</b>		<b>15:14:11.620</b>
11 -	41.792	104.6	45.868	120.6	44.590	113.1	2:12.250	80.81	2.944	15:16:23.870
12 -	41.730	105.5	45.532	119.8	43.049	115.5	2:10.311	82.01	1.005	15:18:34.181

<b>P20 4</b>		<b>Louis VALLELEY</b>		KTM - Century 21 / Cresswell Racing						
LAP	SECTOR 1		SECTOR 2		SECTOR 3		LAP TIME	MPH	DIFF	TIME OF DAY
1 -		<b>108.0</b>	46.884	<b>121.5</b>	43.968	<b>117.3</b>	2:20.688	75.96	11.335	14:54:42.591
2 -	40.994	105.1	46.053	118.7	43.349	115.7	2:10.396	81.96	1.043	14:56:52.987
3 -	41.112	105.3	46.075	118.1	43.065	115.7	2:10.252	82.05	0.899	14:59:03.239
4 -	41.050	103.8	46.389	118.7	<b>42.560</b>	115.1	2:09.999 (2)	82.21	0.646	15:01:13.238
5 -	41.533	104.3	46.239	117.7	42.684	114.5	2:10.456	81.92	1.103	15:03:23.694
6 -	41.186	105.1	45.935	119.1	43.203	114.5	2:10.324	82.01	0.971	15:05:34.018
7 -	41.103	106.0	46.252	117.5	43.070	114.3	2:10.425	81.94	1.072	15:07:44.443
8 -	41.242	104.8	46.041	117.7	42.874	114.3	2:10.157	82.11	0.804	15:09:54.600
9 -	41.048	104.3	46.103	117.1	43.095	114.7	2:10.246	82.06	0.893	15:12:04.846
10 -	41.281	106.0	45.984	118.7	42.788	113.7	2:10.053 (3)	82.18	0.700	15:14:14.899
11 -	41.661	104.2	46.192	117.9	43.036	114.3	2:10.889	81.65	1.536	15:16:25.788
<b>12 -</b>	<b>40.961</b>	105.6	<b>45.671</b>	118.3	42.721	115.3	<b>2:09.353 (1)</b>	<b>82.62</b>		<b>15:18:35.141</b>

Weather / Track : Bright / Dry

Snetterton 300  
Circuit Length = 2.9689 miles  
Start: 14:52 Flag 15:16 End: 15:19

# MCRCB BULLETIN TK257

## 2014 MCE British Superbike Championship - Round 3

### 2014 Motul British Motostar Championship

#### RACE 11 - SECTOR ANALYSIS

SECTOR 1 = FL to I1, SECTOR 2 = I1 to I2, SECTOR 3 = I2 to FL, DIFF = Difference To Personal Best Lap

P21 41		Milo WARD		Luyten Honda - FPW Racing						
LAP	SECTOR 1		SECTOR 2		SECTOR 3		LAP TIME	MPH	DIFF	TIME OF DAY
1 -		100.7	47.395	120.6	44.301	114.7	2:23.968	74.23	15.950	14:54:45.871
2 -	42.194	103.5	45.724	<b>124.0</b>	43.679	<b>116.3</b>	2:11.597	81.21	3.579	14:56:57.468
3 -	41.753	103.2	45.533	123.8	43.146	114.7	2:10.432	81.94	2.414	14:59:07.900
4 -	41.660	104.0	45.619	121.5	43.327	114.9	2:10.606	81.83	2.588	15:01:18.506
5 -	41.430	105.0	45.336	122.2	43.814	114.7	2:10.580	81.85	2.562	15:03:29.086
6 -	40.757	106.0	45.315	123.3	44.389	114.5	2:10.461	81.92	2.443	15:05:39.547
7 -	41.517	105.6	45.278	122.9	43.607	114.1	2:10.402	81.96	2.384	15:07:49.949
8 -	41.131	104.5	<b>45.202</b>	122.6	44.256	113.5	2:10.589	81.84	2.571	15:10:00.538
9 -	40.691	105.1	45.314	120.0	43.113	114.9	2:09.118 (3)	82.77	1.100	15:12:09.656
10 -	41.279	106.8	45.758	121.7	42.743	114.3	2:09.780	82.35	1.762	15:14:19.436
11 -	40.654	106.0	45.364	121.5	42.975	114.1	2:08.993 (2)	82.85	0.975	15:16:28.429
12 -	<b>39.934</b>	<b>108.4</b>	45.414	121.7	<b>42.670</b>	115.1	<b>2:08.018 (1)</b>	<b>83.48</b>		<b>15:18:36.447</b>

P22 13 M3		Sam BURMAN		Honda - WNT / Burman Racing						
LAP	SECTOR 1		SECTOR 2		SECTOR 3		LAP TIME	MPH	DIFF	TIME OF DAY
1 -		108.0	46.645	<b>127.5</b>	43.754	<b>120.6</b>	2:21.852	75.34	12.593	14:54:43.755
2 -	41.270	108.4	46.244	124.9	43.937	120.4	2:11.451	81.30	2.192	14:56:55.206
3 -	41.506	108.9	46.145	124.9	43.543	120.0	2:11.194	81.46	1.935	14:59:06.400
4 -	41.100	108.0	46.108	125.4	44.204	118.7	2:11.412	81.33	2.153	15:01:17.812
5 -	40.911	110.0	45.790	125.2	43.510	119.4	2:10.211	82.08	0.952	15:03:28.023
6 -	40.943	108.4	45.902	125.4	44.089	119.4	2:10.934	81.62	1.675	15:05:38.957
7 -	40.899	109.6	45.787	124.9	43.116	119.1	2:09.802	82.34	0.543	15:07:48.759
8 -	40.909	109.4	45.757	124.9	43.720	119.6	2:10.386	81.97	1.127	15:09:59.145
9 -	40.883	109.2	45.703	124.0	43.158	120.2	2:09.744	82.37	0.485	15:12:08.889
10 -	40.734	109.4	45.600	125.9	<b>42.926</b>	119.6	2:09.260 (2)	82.68	0.001	15:14:18.149
11 -	<b>40.577</b>	<b>110.5</b>	45.278	126.8	43.404	120.0	<b>2:09.259 (1)</b>	<b>82.68</b>		<b>15:16:27.408</b>
12 -	40.648	109.6	<b>45.186</b>	126.6	43.597	120.0	2:09.431 (3)	82.57	0.172	15:18:36.839

P23 84		Daniel HERMANSSON		TSR Luyten - FPW Racing						
LAP	SECTOR 1		SECTOR 2		SECTOR 3		LAP TIME	MPH	DIFF	TIME OF DAY
1 -		102.4	47.819	118.3	43.690	114.3	2:23.370	74.54	14.760	14:54:45.273
2 -	41.558	104.2	46.456	116.1	43.872	112.0	2:11.886	81.04	3.276	14:56:57.159
3 -	41.352	104.5	46.209	118.3	43.794	113.3	2:11.355	81.36	2.745	14:59:08.514
4 -	41.458	106.0	46.000	118.3	42.929	114.1	2:10.387	81.97	1.777	15:01:18.901
5 -	40.898	106.1	45.560	118.3	43.809	114.7	2:10.267	82.04	1.657	15:03:29.168
6 -	40.867	107.3	46.002	118.5	43.592	113.9	2:10.461	81.92	1.851	15:05:39.629
7 -	41.047	105.1	45.608	118.1	43.318	111.8	2:09.973	82.23	1.363	15:07:49.602
8 -	40.485	107.0	46.056	117.1	44.461	113.7	2:11.002	81.58	2.392	15:10:00.604
9 -	41.051	105.8	45.359	118.3	43.122	<b>115.1</b>	2:09.532 (3)	82.51	0.922	15:12:10.136
10 -	40.606	107.3	<b>45.238</b>	119.4	<b>42.766</b>	114.7	<b>2:08.610 (1)</b>	<b>83.10</b>		<b>15:14:18.746</b>
11 -	<b>40.290</b>	107.7	45.442	<b>119.6</b>	43.013	113.5	2:08.745 (2)	83.01	0.135	15:16:27.491
12 -	40.805	<b>108.0</b>	45.579	117.9	44.661	110.9	2:11.045	81.56	2.435	15:18:38.536

P24 2		Ian RAYBON		KTM - Century 21 / Cresswell Racing						
LAP	SECTOR 1		SECTOR 2		SECTOR 3		LAP TIME	MPH	DIFF	TIME OF DAY
1 -		92.5	47.243	118.1	44.835	114.5	2:25.000	73.71	15.305	14:54:46.903
2 -	41.254	<b>103.2</b>	46.903	116.7	44.157	113.3	2:12.314	80.77	2.619	14:56:59.217
3 -	41.527	98.5	46.902	115.3	43.492	113.7	2:11.921	81.01	2.226	14:59:11.138
4 -	40.885	100.6	<b>45.949</b>	<b>118.7</b>	42.861	<b>116.7</b>	<b>2:09.695 (1)</b>	<b>82.40</b>		<b>15:01:20.833</b>
5 -	41.010	100.3	46.289	116.1	42.950	113.5	2:10.249	82.05	0.554	15:03:31.082
6 -	<b>40.829</b>	100.9	46.490	115.1	44.558	114.1	2:11.877	81.04	2.182	15:05:42.959
7 -	40.896	102.7	46.573	115.1	43.276	113.1	2:10.745	81.74	1.050	15:07:53.704
8 -	41.037	102.7	45.997	115.7	43.062	113.1	2:10.096 (3)	82.15	0.401	15:10:03.800
9 -	41.232	102.1	46.309	113.9	43.252	113.1	2:10.793	81.71	1.098	15:12:14.593
10 -	41.159	101.9	46.311	115.7	<b>42.425</b>	112.4	2:09.895 (2)	82.28	0.200	15:14:24.488
11 -	40.850	101.8	46.405	115.7	43.292	112.9	2:10.547	81.87	0.852	15:16:35.035
12 -	41.353	101.6	46.434	114.9	42.624	112.9	2:10.411	81.95	0.716	15:18:45.446

Weather / Track : Bright / Dry

Snetterton 300  
Circuit Length = 2.9689 miles  
Start: 14:52 Flag 15:16 End: 15:19

**MCRCB BULLETIN TK257**

**2014 MCE British Superbike Championship - Round 3**

**2014 Motul British Motostar Championship**

**RACE 11 - SECTOR ANALYSIS**

SECTOR 1 = FL to I1, SECTOR 2 = I1 to I2, SECTOR 3 = I2 to FL, DIFF = Difference To Personal Best Lap

<b>P25 44</b>		<b>Jake BAYFORD</b>		Honda - Intek Adhesives by SGR Racing						
LAP	SECTOR 1		SECTOR 2		SECTOR 3		LAP TIME	MPH	DIFF	TIME OF DAY
1 -		97.8	47.142	<b>121.5</b>	44.125	<b>116.1</b>	2:22.920	74.78	12.171	14:54:44.823
2 -	41.481	105.5	46.897	118.7	43.449	114.9	2:11.827	81.07	1.078	14:56:56.650
3 -	42.640	96.0	46.891	119.1	43.701	115.5	2:13.232	80.22	2.483	14:59:09.882
4 -	41.423	104.5	46.379	120.2	43.016	115.3	2:10.818 (3)	81.70	0.069	15:01:20.700
5 -	41.315	<b>106.8</b>	<b>46.346</b>	120.6	43.146	115.9	2:10.807 (2)	81.70	0.058	15:03:31.507
6 -	<b>40.895</b>	106.5	46.353	120.0	43.944	114.5	2:11.192	81.46	0.443	15:05:42.699
7 -	41.161	104.6	46.918	119.1	43.207	<b>116.1</b>	2:11.286	81.41	0.537	15:07:53.985
8 -	41.163	104.0	46.458	117.3	43.128	114.1	<b>2:10.749 (1)</b>	<b>81.74</b>		<b>15:10:04.734</b>
9 -	41.186	104.3	46.741	116.5	43.392	114.1	2:11.319	81.39	0.570	15:12:16.053
10 -	41.633	98.8	47.294	117.3	43.297	113.1	2:12.224	80.83	1.475	15:14:28.277
11 -	41.468	104.6	46.638	117.3	43.642	113.5	2:11.748	81.12	0.999	15:16:40.025
12 -	41.536	103.2	46.514	116.9	<b>42.943</b>	113.3	2:10.993	81.59	0.244	15:18:51.018

<b>P26 7</b>		<b>Jamie ASHBY</b>		Honda - JPA Racing / SP125						
LAP	SECTOR 1		SECTOR 2		SECTOR 3		LAP TIME	MPH	DIFF	TIME OF DAY
1 -		96.4	48.859	120.4	45.502	116.9	2:27.172	72.62	13.090	14:54:49.075
2 -	42.890	102.2	47.988	116.7	45.457	116.3	2:16.335	78.39	2.253	14:57:05.410
3 -	42.547	101.2	47.922	120.0	44.983	116.1	2:15.452	78.90	1.370	14:59:20.862
4 -	42.067	105.0	47.445	<b>121.7</b>	<b>44.813</b>	114.9	2:14.325	79.56	0.243	15:01:35.187
5 -	42.099	106.5	47.305	120.4	44.894	115.3	2:14.298 (2)	79.58	0.216	15:03:49.485
6 -	42.058	<b>107.2</b>	47.492	119.8	45.283	115.5	2:14.833	79.26	0.751	15:06:04.318
7 -	42.455	103.7	47.431	119.1	45.048	115.7	2:14.934	79.20	0.852	15:08:19.252
8 -	<b>41.920</b>	106.0	47.348	119.4	44.814	114.5	<b>2:14.082 (1)</b>	<b>79.71</b>		<b>15:10:33.334</b>
9 -	42.060	105.8	47.540	118.1	44.942	<b>117.5</b>	2:14.542	79.44	0.460	15:12:47.876
10 -	42.191	104.0	47.361	119.4	44.973	115.3	2:14.525	79.45	0.443	15:15:02.401
11 -	42.193	103.8	<b>47.263</b>	118.3	44.864	115.7	2:14.320 (3)	79.57	0.238	15:17:16.721

<b>P27 72</b>		<b>Alex PERSSON</b>		Honda - PWR / Nordgren Racing						
LAP	SECTOR 1		SECTOR 2		SECTOR 3		LAP TIME	MPH	DIFF	TIME OF DAY
1 -		106.6	44.973	123.1	41.785	121.1	2:13.271	80.19	10.301	14:54:35.174
2 -	39.436	108.5	44.353	124.5	40.916	119.4	2:04.705	85.70	1.735	14:56:39.879
3 -	39.095	109.2	44.058	124.5	40.643	<b>122.0</b>	2:03.796	86.33	0.826	14:58:43.675
4 -	39.251	109.8	<b>43.687</b>	<b>126.1</b>	40.747	120.6	2:03.685	86.41	0.715	15:00:47.360
5 -	<b>38.688</b>	110.0	43.925	125.6	<b>40.357</b>	120.0	<b>2:02.970 (1)</b>	<b>86.91</b>		<b>15:02:50.330</b>
6 -	38.770	109.6	43.959	125.2	40.742	119.8	2:03.471 (2)	86.56	0.501	15:04:53.801
7 -	39.270	108.2	43.966	122.6	41.085	118.9	2:04.321	85.97	1.351	15:06:58.122
8 -	38.901	<b>110.1</b>	43.700	123.1	40.925	118.5	2:03.526 (3)	86.52	0.556	15:09:01.648

<b>P28 3</b>		<b>Alex PLATT</b>		Honda - Century 21 / Cresswell Racing						
LAP	SECTOR 1		SECTOR 2		SECTOR 3		LAP TIME	MPH	DIFF	TIME OF DAY
1 -		96.2	49.066	<b>115.3</b>	45.391	113.5	2:27.957	72.23	12.357	14:54:49.860
2 -	43.065	99.5	48.290	112.2	45.403	<b>113.9</b>	2:16.758	78.15	1.158	14:57:06.618
3 -	43.607	99.8	48.340	112.4	<b>44.883</b>	112.0	2:16.830	78.11	1.230	14:59:23.448
4 -	43.351	101.9	47.906	114.1	44.990	112.2	2:16.247 (3)	78.44	0.647	15:01:39.695
5 -	<b>42.560</b>	100.3	48.429	113.1	45.038	110.5	2:16.027 (2)	78.57	0.427	15:03:55.722
6 -	42.629	<b>103.4</b>	48.062	113.1	44.909	112.0	<b>2:15.600 (1)</b>	<b>78.82</b>		<b>15:06:11.322</b>

<b>P29 127</b>		<b>Georgina POLDEN</b>		Honda - RS Racing						
LAP	SECTOR 1		SECTOR 2		SECTOR 3		LAP TIME	MPH	DIFF	TIME OF DAY
1 -		108.5	45.066	<b>129.3</b>	42.378	121.3	2:17.091	77.96	10.751	14:54:38.994
2 -	<b>39.821</b>	<b>111.6</b>	45.090	128.0	43.113	122.0	2:08.024	83.48	1.684	14:56:47.018
3 -	40.663	109.2	44.848	127.5	41.299	123.3	2:06.810 (3)	84.28	0.470	14:58:53.828
4 -	40.110	103.7	45.261	127.5	<b>41.060</b>	<b>124.2</b>	2:06.431 (2)	84.53	0.091	15:01:00.259
5 -	40.099	109.4	<b>44.629</b>	128.3	41.612	121.1	<b>2:06.340 (1)</b>	<b>84.59</b>		<b>15:03:06.599</b>

<b>P30 88</b>		<b>Wesley JONKER</b>		Honda - Racing Family						
LAP	SECTOR 1		SECTOR 2		SECTOR 3		LAP TIME	MPH	DIFF	TIME OF DAY

Weather / Track : Bright / Dry

Snetterton 300  
Circuit Length = 2.9689 miles  
Start: 14:52 Flag 15:16 End: 15:19

MCRCB BULLETIN TK257

2014 MCE British Superbike Championship - Round 3

2014 Motul British Motostar Championship

RACE 11 - SECTOR ANALYSIS

SECTOR 1 = FL to I1, SECTOR 2 = I1 to I2, SECTOR 3 = I2 to FL, DIFF = Difference To Personal Best Lap

1 -		101.0	46.735	<b>123.1</b>	44.551	117.9	2:24.512	73.95	14.324	14:54:46.415
2 -	41.439	106.1	45.886	121.3	43.369	<b>118.5</b>	2:10.694 (3)	81.77	0.506	14:56:57.109
3 -	41.306	101.9	46.180	120.2	<b>42.702</b>	117.1	<b>2:10.188 (1)</b>	<b>82.09</b>		<b>14:59:07.297</b>
4 -	40.839	107.2	45.971	121.5	43.843	115.7	2:10.653 (2)	81.80	0.465	15:01:17.950
5 -	41.318	107.5	<b>45.549</b>	122.0	43.894	116.1	2:10.761	81.73	0.573	15:03:28.711

<b>P31</b>	<b>47</b>	<b>Jake ARCHER</b>				Honda - Jake Archer Racing					
LAP	SECTOR 1		SECTOR 2		SECTOR 3		LAP TIME	MPH	DIFF	TIME OF DAY	

1 -		99.4	48.256	116.3	44.387	<b>118.5</b>	2:24.090	74.17	10.684	14:54:45.993
2 -	42.492	101.3	47.388	118.7	43.702	116.9	2:13.582 (2)	80.01	0.176	14:56:59.575
3 -	42.527	101.9	47.485	117.9	43.919	115.1	2:13.931 (3)	79.80	0.525	14:59:13.506
4 -	<b>42.486</b>	<b>104.5</b>	<b>47.219</b>	<b>119.4</b>	<b>43.701</b>	113.7	<b>2:13.406 (1)</b>	<b>80.11</b>		<b>15:01:26.912</b>

<b>P32</b>	<b>17</b>	<b>James FLITCROFT</b>				Nykos - Kinpac Racing					
LAP	SECTOR 1		SECTOR 2		SECTOR 3		LAP TIME	MPH	DIFF	TIME OF DAY	

1 -		<b>112.2</b>	45.007	<b>128.0</b>	42.964	112.9	2:17.304	77.84	11.042	14:54:39.207
2 -	39.786	111.6	44.923	126.3	<b>41.636</b>	<b>119.1</b>	2:06.345 (2)	84.59	0.083	14:56:45.552
3 -	<b>39.370</b>	108.5	<b>44.645</b>	125.6	42.247	113.9	<b>2:06.262 (1)</b>	<b>84.65</b>		<b>14:58:51.814</b>

<b>P33</b>	<b>69 M3</b>	<b>Tom BOOTH-AMOS</b>				Honda - Ellomoto / Banks Racing					
LAP	SECTOR 1		SECTOR 2		SECTOR 3		LAP TIME	MPH	DIFF	TIME OF DAY	

1 -		112.2	<b>44.155</b>	<b>127.5</b>	<b>40.756</b>	<b>120.4</b>	2:10.302	82.02	6.255	14:54:32.205
2 -	<b>38.820</b>	<b>113.9</b>	44.231	126.3	40.996	<b>120.4</b>	<b>2:04.047 (1)</b>	<b>86.16</b>		<b>14:56:36.252</b>

<b>P34</b>	<b>11</b>	<b>Joseph THOMAS</b>				Honda - Moto UK Racing					
LAP	SECTOR 1		SECTOR 2		SECTOR 3		LAP TIME	MPH	DIFF	TIME OF DAY	

1 -		<b>99.2</b>	<b>48.574</b>	<b>109.2</b>	<b>44.894</b>	<b>104.2</b>	2:25.776	73.31		14:54:47.679
-----	--	-------------	---------------	--------------	---------------	--------------	----------	-------	--	--------------

**MCRCB BULLETIN TK258****2014 MCE British Superbike Championship - Round 3****2014 Motul British Motostar Championship****RACE 11 - BEST SPEEDS**

POS	SECTOR 1			SECTOR 2			FINISH LINE		
	NO	NAME	MPH	NO	NAME	MPH	NO	NAME	MPH
1	61	Ernst DUBBINK	115.7	42	James HOBSON	131.3	42	James HOBSON	125.4
2	66	Joe IRVING	114.5	34	Jordan WEAVING	131.0	34	Jordan WEAVING	124.9
3	34	Jordan WEAVING	114.3	66	Joe IRVING	130.5	66	Joe IRVING	124.9
4	86	Charlie NESBITT	114.1	61	Ernst DUBBINK	130.3	127	Georgina POLDEN	124.2
5	69	Tom BOOTH-AMOS	113.9	6	Taz TAYLOR	129.5	61	Ernst DUBBINK	123.8
6	28	Bradley RAY	112.7	127	Georgina POLDEN	129.3	28	Bradley RAY	123.1
7	17	James FLITCROFT	112.2	86	Charlie NESBITT	129.0	6	Taz TAYLOR	122.9
8	6	Taz TAYLOR	112.0	28	Bradley RAY	128.3	79	Chris TAYLOR	122.6
9	36	Jayson URIBE	111.6	17	James FLITCROFT	128.0	142	Brian SLOOTEN	122.4
10	42	James HOBSON	111.6	13	Sam BURMAN	127.5	36	Jayson URIBE	122.2
11	127	Georgina POLDEN	111.6	69	Tom BOOTH-AMOS	127.5	72	Alex PERSSON	122.0
12	43	Arnie SHELTON	111.4	142	Brian SLOOTEN	127.5	86	Charlie NESBITT	122.0
13	35	Elliot LODGE	111.2	43	Arnie SHELTON	126.8	13	Sam BURMAN	120.6
14	12	Edward RENDELL	111.1	79	Chris TAYLOR	126.8	43	Arnie SHELTON	120.4
15	25	Mike BROUWERS	111.1	36	Jayson URIBE	126.6	69	Tom BOOTH-AMOS	120.4
16	64	Asher DURHAM	110.9	72	Alex PERSSON	126.1	64	Asher DURHAM	120.0
17	164	Anthony ALONSO	110.9	124	Tasia RODINK	126.1	25	Mike BROUWERS	119.8
18	13	Sam BURMAN	110.5	64	Asher DURHAM	125.9	124	Tasia RODINK	119.6
19	79	Chris TAYLOR	110.3	164	Anthony ALONSO	125.2	17	James FLITCROFT	119.1
20	72	Alex PERSSON	110.1	90	Greg GREENWOOD	124.5	35	Elliot LODGE	119.1
21	124	Tasia RODINK	109.8	12	Edward RENDELL	124.0	12	Edward RENDELL	118.9
22	142	Brian SLOOTEN	109.8	41	Milo WARD	124.0	164	Anthony ALONSO	118.7
23	41	Milo WARD	108.4	74	Joe THOMPSON	123.8	47	Jake ARCHER	118.5
24	74	Joe THOMPSON	108.4	35	Elliot LODGE	123.3	74	Joe THOMPSON	118.5
25	4	Louis VALLELEY	108.0	25	Mike BROUWERS	123.1	88	Wesley JONKER	118.5
26	84	Daniel HERMANSSON	108.0	88	Wesley JONKER	123.1	7	Jamie ASHBY	117.5
27	88	Wesley JONKER	107.7	7	Jamie ASHBY	121.7	4	Louis VALLELEY	117.3
28	7	Jamie ASHBY	107.2	4	Louis VALLELEY	121.5	2	Ian RAYBON	116.7
29	90	Greg GREENWOOD	107.2	44	Jake BAYFORD	121.5	90	Greg GREENWOOD	116.5
30	44	Jake BAYFORD	106.8	84	Daniel HERMANSSON	119.6	41	Milo WARD	116.3
31	47	Jake ARCHER	104.5	47	Jake ARCHER	119.4	44	Jake BAYFORD	116.1
32	3	Alex PLATT	103.4	2	Ian RAYBON	118.7	84	Daniel HERMANSSON	115.1
33	2	Ian RAYBON	103.2	3	Alex PLATT	115.3	3	Alex PLATT	113.9
34	11	Joseph THOMAS	99.2	11	Joseph THOMAS	109.2	11	Joseph THOMAS	104.2
35									
36									

Weather / Track : Bright / Dry

Snetterton 300

Circuit Length = 2.9689 miles

Start: 14:52 Flag 15:16 End: 15:19

Results can be found at [www.tsl-timing.com](http://www.tsl-timing.com)

Printed - 15:23 Sunday, 15 June 2014

# MCRCB BULLETIN TK259

## 2014 MCE British Superbike Championship - Round 3

### 2014 Motul British Motostar Championship

#### RACE 11 - BEST SECTORS

SECTOR 1			SECTOR 2			SECTOR 3			IDEAL / BEST COMPARISON						
POS	NO	NAME	TIME	NO	NAME	TIME	NO	NAME	TIME	POS	NO	NAME	IDEAL	BEST	DIFF
1	34	WEAVING	38.012	34	WEAVING	42.614	66	IRVING	39.778				<b>PERFECT LAP</b>	<b>2:00.404</b>	
2	28	RAY	38.241	28	RAY	42.827	34	WEAVING	39.807	1	34	WEAVING	2:00.433	2:00.433	0.000
3	66	IRVING	38.250	66	IRVING	42.838	28	RAY	39.928	2	66	IRVING	2:00.866	2:01.163	0.297
4	12	RENDELL	38.291	61	DUBBINK	42.899	61	DUBBINK	39.995	3	28	RAY	2:00.996	2:01.334	0.338
5	61	DUBBINK	38.316	42	HOBSON	43.126	12	RENDELL	40.084	4	61	DUBBINK	2:01.210	2:01.485	0.275
6	6	TAYLOR	38.331	6	TAYLOR	43.296	25	BROUWERS	40.214	5	12	RENDELL	2:01.845	2:02.142	0.297
7	36	URIBE	38.462	25	BROUWERS	43.384	86	NESBITT	40.246	6	42	HOBSON	2:02.114	2:02.214	0.100
8	86	NESBITT	38.491	12	RENDELL	43.470	36	URIBE	40.278	7	6	TAYLOR	2:02.142	2:02.239	0.097
9	42	HOBSON	38.581	86	NESBITT	43.508	72	PERSSON	40.357	8	86	NESBITT	2:02.245	2:02.301	0.056
10	72	PERSSON	38.688	36	URIBE	43.546	164	ALONSO	40.402	9	36	URIBE	2:02.286	2:02.695	0.409
11	25	BROUWERS	38.814	72	PERSSON	43.687	42	HOBSON	40.407	10	25	BROUWERS	2:02.412	2:02.540	0.128
12	69	BOOTH-AMOS	38.820	164	ALONSO	43.807	6	TAYLOR	40.515	11	72	PERSSON	2:02.732	2:02.970	0.238
13	164	ALONSO	38.858	43	SHELTON	43.961	69	BOOTH-AMOS	40.756	12	164	ALONSO	2:03.067	2:03.154	0.087
14	43	SHELTON	38.935	69	BOOTH-AMOS	44.155	43	SHELTON	40.782	13	43	SHELTON	2:03.678	2:03.821	0.143
15	35	LODGE	39.014	79	TAYLOR	44.204	127	POLDEN	41.060	14	69	BOOTH-AMOS	2:03.731	2:04.047	0.316
16	79	TAYLOR	39.219	64	DURHAM	44.312	79	TAYLOR	41.094	15	79	TAYLOR	2:04.517	2:04.788	0.271
17	64	DURHAM	39.316	35	LODGE	44.379	35	LODGE	41.242	16	35	LODGE	2:04.635	2:05.079	0.444
18	17	FLITCROFT	39.370	142	SLOOTEN	44.499	64	DURHAM	41.289	17	64	DURHAM	2:04.917	2:05.135	0.218
19	127	POLDEN	39.821	127	POLDEN	44.629	142	SLOOTEN	41.597	18	127	POLDEN	2:05.510	2:06.340	0.830
20	74	THOMPSON	39.881	17	FLITCROFT	44.645	17	FLITCROFT	41.636	19	17	FLITCROFT	2:05.651	2:06.262	0.611
21	142	SLOOTEN	39.906	124	RODINK	44.835	124	RODINK	41.853	20	142	SLOOTEN	2:06.002	2:06.057	0.055
22	41	WARD	39.934	74	THOMPSON	44.999	74	THOMPSON	42.009	21	74	THOMPSON	2:06.889	2:07.211	0.322
23	124	RODINK	40.263	13	BURMAN	45.186	2	RAYBON	42.425	22	124	RODINK	2:06.951	2:07.422	0.471
24	84	HERMANSSON	40.290	90	GREENWOOD	45.195	4	VALLELEY	42.560	23	41	WARD	2:07.806	2:08.018	0.212
25	13	BURMAN	40.577	41	WARD	45.202	41	WARD	42.670	24	84	HERMANSSON	2:08.294	2:08.610	0.316
26	88	JONKER	40.602	84	HERMANSSON	45.238	88	JONKER	42.702	25	90	GREENWOOD	2:08.684	2:09.306	0.622
27	90	GREENWOOD	40.693	88	JONKER	45.549	84	HERMANSSON	42.766	26	13	BURMAN	2:08.689	2:09.259	0.570
28	2	RAYBON	40.829	4	VALLELEY	45.671	90	GREENWOOD	42.796	27	88	JONKER	2:08.853	2:10.188	1.335
29	44	BAYFORD	40.895	2	RAYBON	45.949	13	BURMAN	42.926	28	4	VALLELEY	2:09.192	2:09.353	0.161
30	4	VALLELEY	40.961	44	BAYFORD	46.346	44	BAYFORD	42.943	29	2	RAYBON	2:09.203	2:09.695	0.492
31	7	ASHBY	41.920	47	ARCHER	47.219	47	ARCHER	43.701	30	44	BAYFORD	2:10.184	2:10.749	0.565
32	47	ARCHER	42.486	7	ASHBY	47.263	7	ASHBY	44.813	31	47	ARCHER	2:13.406	2:13.406	0.000
33	3	PLATT	42.560	3	PLATT	47.586	3	PLATT	44.883	32	7	ASHBY	2:13.996	2:14.082	0.086
34	11	THOMAS	43.055	11	THOMAS	48.574	11	THOMAS	44.894	33	3	PLATT	2:15.029	2:15.600	0.571
35										34	11	THOMAS	2:16.523		
36															

Weather / Track : Bright / Dry

Results can be found at [www.tsl-timing.com](http://www.tsl-timing.com)

Snetterton 300

Circuit Length = 2.9689 miles

Start: 14:52 Flag 15:16 End: 15:19

Printed - 15:23 Sunday, 15 June 2014

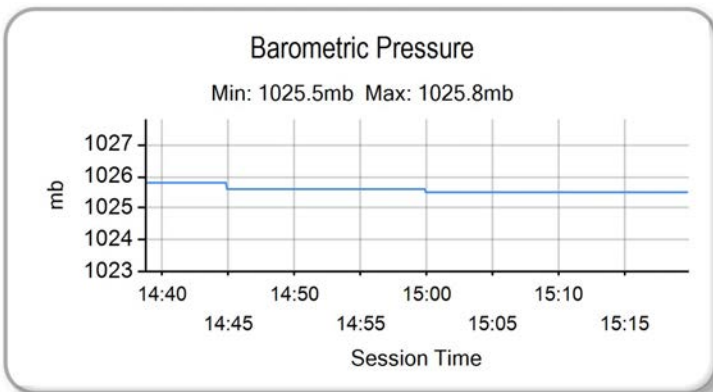
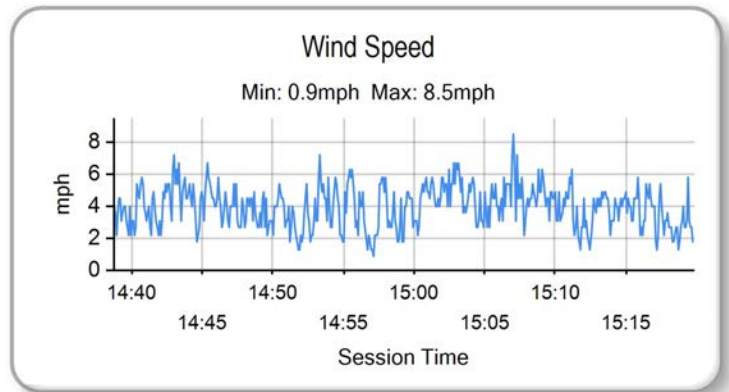
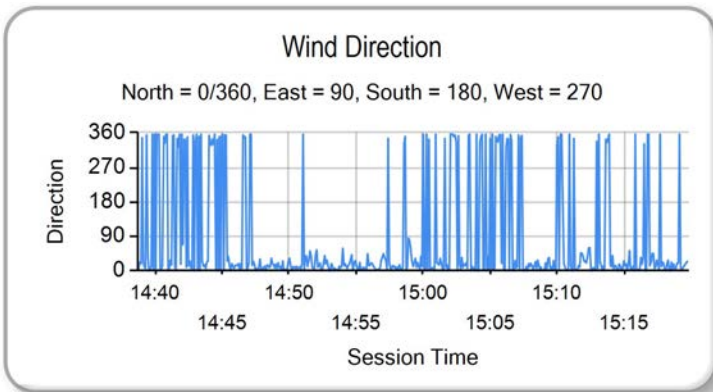
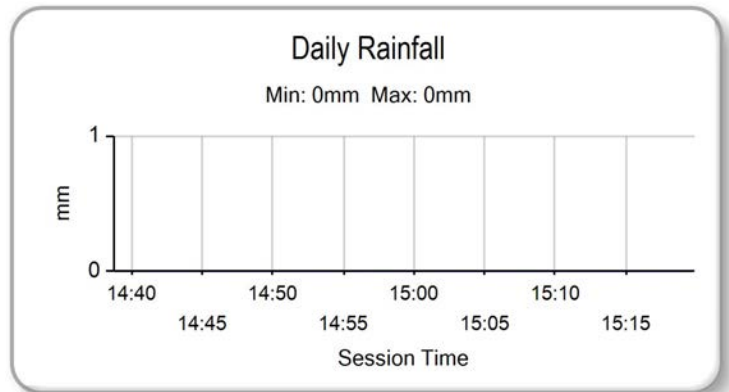
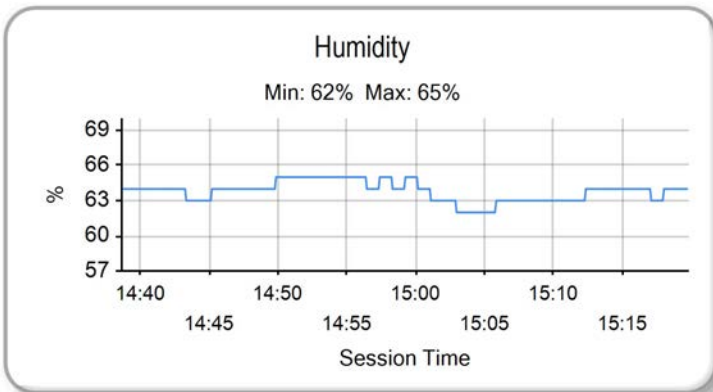
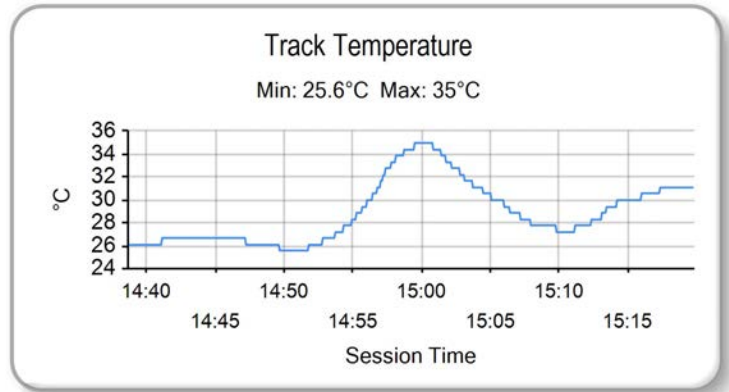
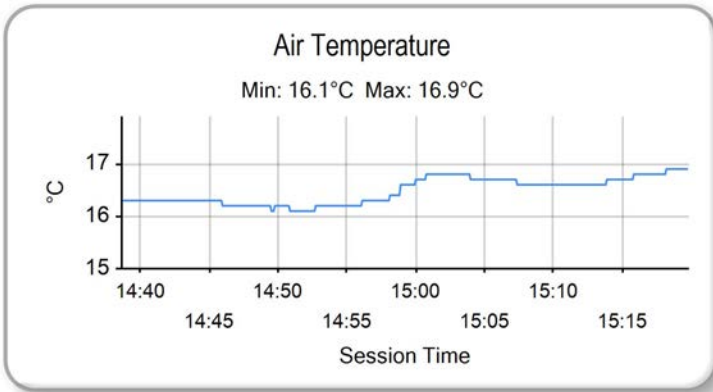


# MCRCB BULLETIN TK260

## 2014 MCE British Superbike Championship - Round 3

### 2014 Motul British Motostar Championship

#### RACE 11 - WEATHER CONDITIONS



Weather / Track : Bright / Dry

Results can be found at [www.tsl-timing.com](http://www.tsl-timing.com)

Snetterton 300  
Circuit Length = 2.9689 miles  
Start: 14:52 Flag 15:16 End: 15:19

Printed - 15:23 Sunday, 15 June 2014

**MCRCB BULLETIN TK261**

**2014 Motul British Motostar Championship**

**MOTO 3 POINTS AFTER ROUND 3**

	TOTAL	GAP	DIFF	21st April Brands Hatch - Indy	5th May Oulton Park	15th June Snetterton	29th June Knockhill	20th July Brands Hatch - GP	3rd August Thruxton	10th August Oulton Park	25th August Cadwell Park	7th September Donington Park	21st September Assen	5th October Silverstone	19th October Brands Hatch - GP
Jordan WEAVING	65			20	25	20									
Joe IRVING	50	15		25		25									
Jayson URIBE	49	16	1	16	20	13									
Chris TAYLOR	34	31	15	10	16	8									
Mike BROUWERS	30	35	4	8	13	9									
James HOBSON	27	38	3	6	11	10									
Charlie NESBITT	22	43	5	11		11									
Sam BURMAN	19	46	3	5	9	5									
Tom BOOTH-AMOS	17	48	2	7	10										
Ernst DUBBINK	16	49	1			16									
Daniel COSTILLA	13	52	3	13											
Georgina POLDEN	9	56	4	9											
Thomas DE VRIES	8	57	1		8										
Brian SLOOTEN	7	58	1			7									
Joe THOMPSON	6	59	1			6									

# MCRCB BULLETIN TK262

## 2014 Motul British Motostar Championship 125GP POINTS AFTER ROUND 3

	TOTAL	GAP	DIFF	21st April Brands Hatch - Indy	5th May Oulton Park	15th June Snetterton	29th June Knockhill	20th July Brands Hatch - GP	3rd August Thruxton	10th August Oulton Park	25th August Cadwell Park	7th September Donington Park	21st September Assen	5th October Silverstone	19th October Brands Hatch - GP
Edward RENDELL	65			20	25	20									
Taz TAYLOR	49	16		13	20	16									
Bradley RAY	41	24	8	16		25									
Ryan SAXELBY	35	30	6	25	10										
Anthony ALONSO	35	30	0	9	13	13									
Arnie SHELTON	29	36	6	7	11	11									
James FLITCROFT	27	38	2	11	16										
Asher DURHAM	20	45	7	4	6	10									
Josh OWENS	17	48	3	8	9										
Elliot LODGE	14	51	3		5	9									
Joseph THOMAS	11	54	3	3	8										
Milo WARD	11	54	0	6		5									
Alex PERSSON	10	55	1	10											
Daniel HERMANSSON	10	55	0	5	1	4									
Kai JOHNSON	9	56	1	2	7										
Louis VALLELEY	9	56	0		3	6									
Tasia RODINK	8	57	1			8									
Greg GREENWOOD	7	58	1			7									
Mark CLAYTON	4	61	3		4										
Jake BAYFORD	3	62	1	1		2									
Ian RAYBON	3	62	0			3									
Jon VINCENT	2	63	1		2										
Jamie ASHBY	1	64	1			1									