



# MOTOSTAR

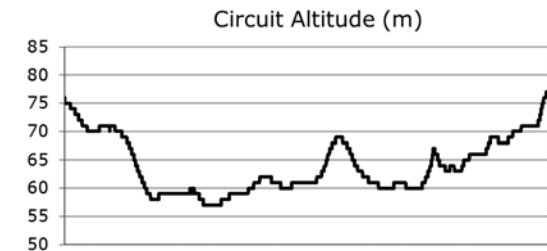
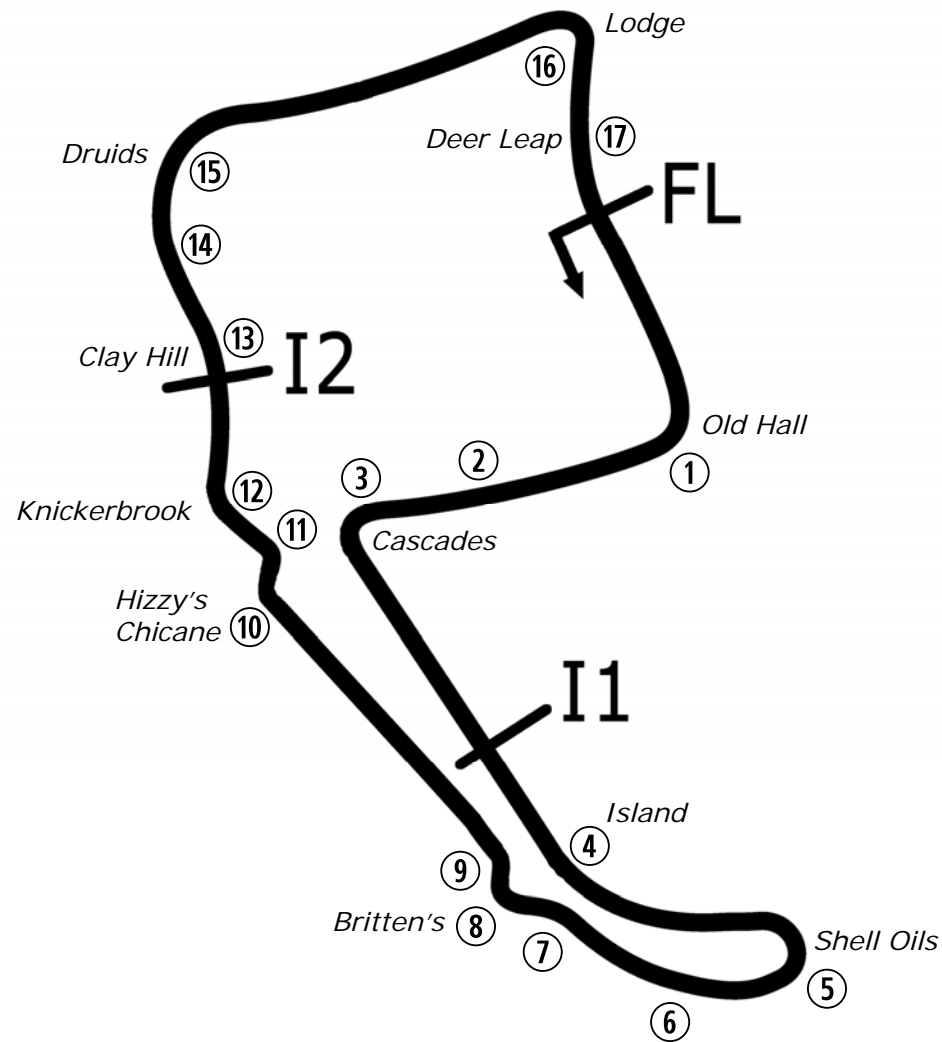
Round 2  
Oulton Park International

3rd – 5th May 2014



Results Provided by Timing Solutions Ltd  
[www.tsl-timing.com](http://www.tsl-timing.com)

# Oulton Park International



Length	2.6920 miles	4332.4 m	
FL		53.17997 N	2.61294 W
I1	1163m	53.17248 N	2.61631 W
I2	3066m	53.17830 N	2.62040 W
Pit Entry	4314m	53.18011 N	2.61306 W
Pit Exit	180m after FL	53.17836 N	2.61232 W
Pit Entry-Pit Exit 199m, 11.9s @60kph, 8.9s @80kph			

Lap Records		Best Sector Information					
		Sector 1	S1 Trap (mph)	Sector 2	S2 Trap (mph)	Sector 3	F/L Trap (mph)
Superbike	1:35.436	23.169	160.2	45.223	140.6	25.988	151.1
Supersport	1:37.806	24.043	147.4	46.673	129.3	26.715	141.6
Superstock 1000	1:38.118	23.935	154.6	47.052	135.2	26.800	148.5
Superstock 600	1:40.798	24.532	142.2	47.961	125.4	27.512	133.6
Motostar	1:45.637	26.073	123.8	49.957	109.6	29.015	117.5
F1 Sidecar							
Triumph TC	1:42.906	25.593	138.0	49.480	123.8	28.501	131.6
Ducati Cup	To Be Est	N/A	N/A	N/A	N/A	N/A	N/A



POS	NO	CL	PIC NAME	ENTRY	TIME	ON	LAPS	GAP	DIFF	MPH
1	12		1 Edward RENDELL	Honda - Banks Racing	1:50.863	7	7			87.41
2	76		2 Ryan SAXELBY	Honda - RS Racing	1:51.990	7	7	1.127	1.127	86.53
3	34	M3	1 Jordan WEAVING	KTM - Jordan Racing / Burkert	1:52.115	8	8	1.252	0.125	86.44
4	66	M3	2 Joe IRVING	KTM - Redline KTM	1:53.049	7	7	2.186	0.934	85.72
5	24	M3	3 Daniel COSTILLA	Repli-Cast - Repli-Cast UK	1:53.346	8	8	2.483	0.297	85.50
6	17		3 James FLITCROFT	Nykos - Kinpac Racing	1:53.685	8	9	2.822	0.339	85.24
7	36	M3	4 Jayson URIBE	Honda - FPW Racing / RSR	1:54.360	6	6	3.497	0.675	84.74
8	164		4 Anthony ALONSO	Honda - SP125 / BARF Racing	1:54.397	7	9	3.534	0.037	84.71
9	86	M3	5 Charlie NESBITT	Repli-Cast - Repli-Cast UK	1:54.470	7	8	3.607	0.073	84.66
10	65		5 Josh OWENS	Honda - RCD Motorsport	1:54.571	5	8	3.708	0.101	84.58
11	69	M3	6 Tom BOOTH-AMOS	BMS Pre M3 - FAB Racing BMS Pre Moto3	1:54.985	5	5	4.122	0.414	84.28
12	42	M3	7 James HOBSON	Honda - Two 4 Motorsport	1:55.848	7	8	4.985	0.863	83.65
13	35		6 Elliot LODGE	Honda - SP125 / Spike Racing	1:56.073	5	5	5.210	0.225	83.49
14	72		7 Alex PERSSON	Honda - PWR / Nordgren Racing	1:56.783	3	8	5.920	0.710	82.98
15	79	M3	8 Chris TAYLOR	Honda - Ducati Coventry	1:57.083	8	8	6.220	0.300	82.77
16	13	M3	9 Sam BURMAN	Honda - WNT / Burman Racing	1:58.142	7	8	7.279	1.059	82.03
17	144		8 Mark CLAYTON	Ha - MC Racing	1:58.269	8	8	7.406	0.127	81.94
18	25	M3	10 Mike BROUWERS	Honda - Joma / Brouwers Racing Team	1:58.439	8	8	7.576	0.170	81.82
19	47		9 Jake ARCHER	Honda - Jake Archer Racing	1:58.844	7	8	7.981	0.405	81.54
20	90		10 Greg GREENWOOD	Luyten Honda - FPW Racing	1:59.638	4	7	8.775	0.794	81.00
21	19		11 Kai JOHNSON	Nykos - Kinpac Racing	1:59.813	8	8	8.950	0.175	80.88
22	64		12 Asher DURHAM	Honda - SP125Racing.com	1:59.829	7	7	8.966	0.016	80.87
23	43		13 Arnie SHELTON	Honda - e3 Motorsport with Shelton Racing	1:59.945	5	5	9.082	0.116	80.79
24	45		14 Mark STRUDWICK	Honda - MTS Racing	2:00.241	5	8	9.378	0.296	80.59
25	84		15 Daniel HERMANSSON	TSR Luyten - FPW Racing	2:00.478	8	8	9.615	0.237	80.44
26	11		16 Joseph THOMAS	Honda - Moto UK Racing	2:00.511	3	4	9.648	0.033	80.41
27	7		17 Jamie ASHBY	Honda - JPA Racing / SP125	2:01.480	7	8	10.617	0.969	79.77

QUALIFYING LAPTIME (110.0% of 1:50.863) = 2:01.949

28	16	M3	11 Thomas DE VRIES	Honda - DAT Racing	2:01.999	7	7	11.136	0.519	79.43
29	6		18 Taz TAYLOR	Luyten Honda - FPW Racing / Hookless Holidays	2:02.344	3	5	11.481	0.345	79.21
30	4		19 Louis VALLELEY	KTM - Century 21 / Cresswell Racing	2:03.691	7	7	12.828	1.347	78.35
31	41		20 Milo WARD	Luyten Honda - FPW Racing			2			
32	3		21 Alex PLATT	Honda - Cresswell Racing			1			
33	44		22 Jake BAYFORD	Honda - Intek Adhesives by SGR Racing						
34	100		23 Stephen CAMPBELL	Honda - Campbell Racing						

Weather / Track : Sunny / Dry

These results are provisional until the conclusion of any judicial and technical matters.

Oulton Park International  
Circuit Length = 2.6920 miles  
Start: 09:00 Flag 09:24 End: 09:27

Race Director :	Stewards :	Timekeeper :
-----------------	------------	--------------

Results can be found at [www.britishsuperbike.com](http://www.britishsuperbike.com)

Printed - 09:30 Saturday, 03 May 2014



# MCRCB BULLETIN TK002

## 2014 MCE British Superbike Championship - Round 2

### 2014 Motul British Motostar Championship

#### FREE PRACTICE 1 - SECTOR ANALYSIS

SECTOR 1 = FL to I1, SECTOR 2 = I1 to I2, SECTOR 3 = I2 to FL, DIFF = Difference To Personal Best Lap

P1	12	Edward RENDELL					Honda - Banks Racing				
LAP		SECTOR 1	SECTOR 2		SECTOR 3		LAP TIME	MPH	DIFF	TIME OF DAY	
1 -	OUTLAP	110.3	54.548	101.5	31.158	106.5	8:41.154	18.59	6:50.291	09:11:07.038	
2 -	28.223	110.7	54.265	101.5	31.622	106.1	1:54.110 (3)	84.92	3.247	09:13:01.148	
3 -	28.664	110.7	53.981	101.6	31.589	106.3	1:54.234	84.83	3.371	09:14:55.382	
4 -	27.920	111.2	54.173	99.2	31.252	105.3	1:53.345 (2)	85.50	2.482	09:16:48.727	
5 -	27.934	<b>111.8</b>	53.212	101.2	IN PIT		1:58.038 P	82.10	7.175	09:18:46.765	
6 -	OUTLAP	110.1	53.127	102.2	30.896	<b>107.3</b>	3:56.116	41.04	2:05.253	09:22:42.881	
7 -	<b>27.630</b>	109.6	<b>52.462</b>	<b>102.6</b>	<b>30.771</b>	105.6	<b>1:50.863 (1)</b>	<b>87.41</b>		<b>09:24:33.744</b>	

P2	76	Ryan SAXELBY					Honda - RS Racing				
LAP		SECTOR 1	SECTOR 2		SECTOR 3		LAP TIME	MPH	DIFF	TIME OF DAY	
1 -	OUTLAP	111.1	55.674	100.1	32.296	107.5	8:44.331	18.48	6:52.341	09:10:57.323	
2 -	28.292	116.3	55.366	<b>107.2</b>	31.586	<b>112.2</b>	1:55.244	84.09	3.254	09:12:52.567	
3 -	28.621	115.7	55.275	105.5	31.168	108.9	1:55.064	84.22	3.074	09:14:47.631	
4 -	28.189	108.4	54.636	106.0	31.169	107.8	1:53.994 (3)	85.01	2.004	09:16:41.625	
5 -	28.136	115.1	54.416	106.1	31.029	107.8	1:53.581 (2)	85.32	1.591	09:18:35.206	
6 -	28.302	114.9	54.014	106.1	31.731	108.7	1:54.047	84.97	2.057	09:20:29.253	
7 -	28.007	114.5	<b>53.093</b>	106.0	<b>30.890</b>	109.6	<b>1:51.990 (1)</b>	<b>86.53</b>		<b>09:22:21.243</b>	

P3	34 M3	Jordan WEAVING					KTM - Jordan Racing / Burkert				
LAP		SECTOR 1	SECTOR 2		SECTOR 3		LAP TIME	MPH	DIFF	TIME OF DAY	
1 -	OUTLAP	103.7	58.616	100.1	32.646	107.2	8:51.913	18.21	6:59.798	09:11:24.906	
2 -	29.460	111.1	56.044	104.3	31.309	107.3	1:56.813	82.96	4.698	09:13:21.719	
3 -	28.369	112.7	54.262	104.0	30.856	108.0	1:53.487 (3)	85.39	1.372	09:15:15.206	
4 -	28.943	110.0	54.477	104.3	31.186	107.8	1:54.606	84.56	2.491	09:17:09.812	
5 -	28.617	109.8	55.286	104.2	31.152	<b>109.2</b>	1:55.055	84.23	2.940	09:19:04.867	
6 -	28.863	112.9	54.776	102.9	31.071	108.4	1:54.710	84.48	2.595	09:20:59.577	
7 -	28.290	<b>114.7</b>	53.965	104.5	<b>30.632</b>	108.9	1:52.887 (2)	85.84	0.772	09:22:52.464	
8 -	<b>27.872</b>	113.1	<b>53.566</b>	<b>105.5</b>	30.677	107.5	<b>1:52.115 (1)</b>	<b>86.44</b>		<b>09:24:44.579</b>	

P4	66 M3	Joe IRVING					KTM - Redline KTM				
LAP		SECTOR 1	SECTOR 2		SECTOR 3		LAP TIME	MPH	DIFF	TIME OF DAY	
1 -	OUTLAP	116.1	55.572	104.5	31.787	111.6	7:59.673	20.20	6:06.624	09:10:56.481	
2 -	28.682	<b>117.1</b>	55.760	107.0	31.563	111.6	1:56.005	83.54	2.956	09:12:52.486	
3 -	28.661	113.9	55.493	<b>107.3</b>	31.013	109.2	1:55.167 (3)	84.14	2.118	09:14:47.653	
4 -	28.436	116.9	57.658	97.2	IN PIT		2:06.847 P	76.40	13.798	09:16:54.500	
5 -	OUTLAP	113.9	54.908	106.0	31.367	111.1	4:46.676	33.80	2:53.627	09:21:41.176	
6 -	28.418	116.9	54.881	<b>107.3</b>	31.489	111.1	1:54.788 (2)	84.42	1.739	09:23:35.964	
7 -	<b>28.105</b>	115.7	<b>53.940</b>	107.0	<b>31.004</b>	<b>112.0</b>	<b>1:53.049 (1)</b>	<b>85.72</b>		<b>09:25:29.013</b>	

P5	24 M3	Daniel COSTILLA					Repli-Cast - Repli-Cast UK				
LAP		SECTOR 1	SECTOR 2		SECTOR 3		LAP TIME	MPH	DIFF	TIME OF DAY	
1 -	OUTLAP	108.4	57.434	99.7	32.109	106.1	9:42.658	16.63	7:49.312	09:11:50.976	
2 -	29.857	111.2	56.786	100.3	33.544	104.3	2:00.187	80.63	6.841	09:13:51.163	
3 -	29.254	110.7	55.779	101.6	31.853	104.6	1:56.886	82.91	3.540	09:15:48.049	
4 -	28.843	111.1	54.898	101.9	31.617	105.6	1:55.358	84.01	2.012	09:17:43.407	
5 -	28.747	111.1	54.894	102.2	31.355	105.8	1:54.996 (2)	84.27	1.650	09:19:38.403	
6 -	28.409	111.2	55.231	<b>103.2</b>	31.481	105.3	1:55.121 (3)	84.18	1.775	09:21:33.524	
7 -	28.385	110.9	55.370	102.6	31.425	106.1	1:55.180	84.14	1.834	09:23:28.704	
8 -	<b>28.135</b>	111.1	<b>54.183</b>	103.0	<b>31.028</b>	<b>106.3</b>	<b>1:53.346 (1)</b>	<b>85.50</b>		<b>09:25:22.050</b>	

P6	17	James FLITCROFT					Nykos - Kinpac Racing				
LAP		SECTOR 1	SECTOR 2		SECTOR 3		LAP TIME	MPH	DIFF	TIME OF DAY	
1 -	OUTLAP	104.5	59.768	101.5	33.606	104.8	8:18.352	19.44	6:24.667	09:10:38.696	
2 -	29.805	108.5	57.538	100.7	33.004	104.8	2:00.347	80.52	6.662	09:12:39.043	
3 -	28.997	110.1	56.164	102.1	32.561	<b>106.0</b>	1:57.722	82.32	4.037	09:14:36.765	
4 -	28.965	110.0	55.094	101.9	32.323	105.1	1:56.382	83.27	2.697	09:16:33.147	
5 -	28.638	110.3	54.906	101.2	32.188	105.0	1:55.732 (3)	83.73	2.047	09:18:28.879	

Weather / Track : Sunny / Dry

Oulton Park International  
Circuit Length = 2.6920 miles  
Start: 09:00 Flag 09:24 End: 09:27

# MCRCB BULLETIN TK002

## 2014 MCE British Superbike Championship - Round 2

### 2014 Motul British Motostar Championship

#### FREE PRACTICE 1 - SECTOR ANALYSIS

SECTOR 1 = FL to I1, SECTOR 2 = I1 to I2, SECTOR 3 = I2 to FL, DIFF = Difference To Personal Best Lap

6 -	29.219	109.2	55.444	100.7	32.147	<b>106.0</b>	1:56.810	82.96	3.125	09:20:25.689
7 -	28.245	110.7	54.712	101.3	31.747	105.6	1:54.704 (2)	84.48	1.019	09:22:20.393
<b>8 -</b>	<b>27.985</b>	<b>110.9</b>	<b>54.203</b>	<b>103.7</b>	<b>31.497</b>	104.5	<b>1:53.685 (1)</b>	<b>85.24</b>		<b>09:24:14.078</b>
9 -	28.677	110.5	56.377	101.9	31.946	105.6	1:57.000	82.83	3.315	09:26:11.078

P7		36 M3		Jayson URIBE		Honda - FPW Racing / RSR				
LAP	SECTOR 1	SECTOR 2	SECTOR 3	LAP TIME	MPH	DIFF	TIME OF DAY			
1 -	OUTLAP	108.2	58.808	102.4	32.983	105.3	9:14.477	17.47	7:20.117	09:11:30.455
2 -	30.237	106.3	57.085	103.2	33.454	105.1	2:00.776	80.24	6.416	09:13:31.231
3 -	30.088	109.4	56.047	101.6	32.671	105.3	1:58.806	81.57	4.446	09:15:30.037
4 -	29.431	109.6	54.868	101.9	31.749	<b>106.5</b>	1:56.048 (2)	83.51	1.688	09:17:26.085
5 -	29.140	<b>110.1</b>	54.890	<b>103.5</b>	32.141	105.0	1:56.171 (3)	83.42	1.811	09:19:22.256
<b>6 -</b>	29.000	109.6	<b>54.300</b>	102.1	<b>31.060</b>	106.0	<b>1:54.360 (1)</b>	<b>84.74</b>		<b>09:21:16.616</b>

P8		164		Anthony ALONSO		Honda - SP125 / BARF Racing				
LAP	SECTOR 1	SECTOR 2	SECTOR 3	LAP TIME	MPH	DIFF	TIME OF DAY			
1 -	OUTLAP	104.3	58.107	99.1	33.544	102.4	8:12.545	19.67	6:18.148	09:10:34.445
2 -	29.882	104.6	56.152	99.2	32.535	101.8	1:58.569	81.73	4.172	09:12:33.014
3 -	29.758	105.5	55.331	98.9	32.223	102.7	1:57.312	82.61	2.915	09:14:30.326
4 -	29.134	106.8	55.120	98.1	31.950	<b>103.0</b>	1:56.204	83.39	1.807	09:16:26.530
5 -	28.776	<b>108.5</b>	56.136	98.3	31.881	101.8	1:56.793	82.97	2.396	09:18:23.323
6 -	28.907	105.8	55.107	98.5	31.540	102.7	1:55.554	83.86	1.157	09:20:18.877
<b>7 -</b>	<b>28.646</b>	107.0	54.216	97.5	<b>31.535</b>	102.2	<b>1:54.397 (1)</b>	<b>84.71</b>		<b>09:22:13.274</b>
8 -	28.712	106.0	<b>54.106</b>	99.1	31.650	<b>103.0</b>	1:54.468 (2)	84.66	0.071	09:24:07.742
9 -	28.650	107.0	54.465	98.9	31.561	102.9	1:54.676 (3)	84.51	0.279	09:26:02.418

P9		86 M3		Charlie NESBITT		Repli-Cast - Repli-Cast UK				
LAP	SECTOR 1	SECTOR 2	SECTOR 3	LAP TIME	MPH	DIFF	TIME OF DAY			
1 -	OUTLAP	110.7	56.716	103.2	<b>31.077</b>	107.0	9:42.633	16.63	7:48.163	09:11:50.581
2 -	29.588	111.8	56.227	102.9	31.994	106.1	1:57.809	82.26	3.339	09:13:48.390
3 -	29.240	112.4	55.459	102.9	31.512	106.8	1:56.211	83.39	1.741	09:15:44.601
4 -	28.645	112.7	55.085	103.4	31.440	<b>107.8</b>	1:55.170 (3)	84.14	0.700	09:17:39.771
5 -	28.627	<b>112.9</b>	56.318	103.7	31.576	106.0	1:56.521	83.17	2.051	09:19:36.292
6 -	28.920	111.2	55.398	103.7	31.553	106.8	1:55.871	83.63	1.401	09:21:32.163
<b>7 -</b>	<b>28.413</b>	<b>112.9</b>	<b>54.740</b>	<b>104.2</b>	31.317	105.8	<b>1:54.470 (1)</b>	<b>84.66</b>		<b>09:23:26.633</b>
8 -	28.624	112.0	55.010	103.0	31.476	105.0	1:55.110 (2)	84.19	0.640	09:25:21.743

P10		65		Josh OWENS		Honda - RCD Motorsport				
LAP	SECTOR 1	SECTOR 2	SECTOR 3	LAP TIME	MPH	DIFF	TIME OF DAY			
1 -	OUTLAP	109.8	1:00.344	98.2	32.842	<b>107.7</b>	8:37.247	18.73	6:42.676	09:10:57.627
2 -	28.871	112.2	57.374	<b>103.5</b>	32.289	105.8	1:58.534	81.75	3.963	09:12:56.161
3 -	29.281	111.1	56.026	102.6	32.564	105.6	1:57.871	82.21	3.300	09:14:54.032
4 -	28.702	111.4	55.415	102.4	31.494	106.8	1:55.611 (3)	83.82	1.040	09:16:49.643
<b>5 -</b>	<b>28.276</b>	<b>112.9</b>	<b>54.815</b>	102.4	31.480	106.8	<b>1:54.571 (1)</b>	<b>84.58</b>		<b>09:18:44.214</b>
6 -	28.319	110.0	55.187	102.4	31.690	106.6	1:55.196 (2)	84.12	0.625	09:20:39.410
7 -	28.885	110.5	59.300	99.8	32.115	105.6	2:00.300	80.55	5.729	09:22:39.710
8 -	28.765	110.7	56.101	102.9	<b>31.474</b>	106.1	1:56.340	83.30	1.769	09:24:36.050

P11		69 M3		Tom BOOTH-AMOS		BMS Pre M3 - FAB Racing BMS Pre Moto3				
LAP	SECTOR 1	SECTOR 2	SECTOR 3	LAP TIME	MPH	DIFF	TIME OF DAY			
1 -	30.808	105.8	56.460	96.5	IN PIT		2:07.221 P	76.17	12.236	09:13:05.611
2 -	OUTLAP	104.8	55.822	96.9	32.273	102.7	3:49.192	42.28	1:54.207	09:16:54.803
3 -	28.936	106.1	55.722	95.0	32.472	101.2	1:57.130 (3)	82.73	2.145	09:18:51.933
4 -	28.996	104.0	54.925	96.6	31.982	100.7	1:55.903 (2)	83.61	0.918	09:20:47.836
<b>5 -</b>	28.655	104.3	54.579	97.1	<b>31.751</b>	101.6	<b>1:54.985 (1)</b>	<b>84.28</b>		<b>09:22:42.821</b>

P12		42 M3		James HOBSON		Honda - Two 4 Motorsport				
LAP	SECTOR 1	SECTOR 2	SECTOR 3	LAP TIME	MPH	DIFF	TIME OF DAY			
1 -	OUTLAP	115.3	57.772	106.3	32.953	112.0	8:47.324	18.37	6:51.476	09:11:00.761

Weather / Track : Sunny / Dry

Oulton Park International  
Circuit Length = 2.6920 miles  
Start: 09:00 Flag 09:24 End: 09:27

# MCRCB BULLETIN TK002

## 2014 MCE British Superbike Championship - Round 2

### 2014 Motul British Motostar Championship

#### FREE PRACTICE 1 - SECTOR ANALYSIS

SECTOR 1 = FL to I1, SECTOR 2 = I1 to I2, SECTOR 3 = I2 to FL, DIFF = Difference To Personal Best Lap

2 -	29.662	117.1	59.382	104.8	33.606	111.6	2:02.650	79.01	6.802	09:13:03.411
3 -	28.966	<b>117.3</b>	56.788	104.5	31.850	<b>112.4</b>	1:57.604 (3)	82.40	1.756	09:15:01.015
4 -	29.792	116.9	57.426	105.6	32.499	<b>112.4</b>	1:59.717	80.95	3.869	09:17:00.732
5 -	29.498	115.3	56.180	104.3	31.932	110.5	1:57.610	82.40	1.762	09:18:58.342
6 -	29.367	112.0	55.576	<b>107.2</b>	<b>31.476</b>	110.5	1:56.419 (2)	83.24	0.571	09:20:54.761
7 -	28.976	113.7	<b>55.309</b>	105.1	31.563	110.5	<b>1:55.848 (1)</b>	<b>83.65</b>		<b>09:22:50.609</b>
8 -	<b>28.767</b>	115.1	1:00.431	106.1	31.665	111.2	2:00.863	80.18	5.015	09:24:51.472

P13 35		Elliot LODGE		Honda - SP125 / Spike Racing							
LAP	SECTOR 1		SECTOR 2		SECTOR 3		LAP TIME	MPH	DIFF	TIME OF DAY	
1 -	29.148	<b>107.5</b>	<b>55.198</b>	98.6	IN PIT		2:02.659 P	79.01	6.586	09:12:30.357	
2 -	OUTLAP	104.0	57.300	98.5	32.193	103.2	5:20.166	30.26	3:24.093	09:17:50.523	
3 -	30.651	89.2	59.891	96.2	IN PIT		2:11.310 P	73.80	15.237	09:20:01.833	
4 -	OUTLAP	107.0	55.769	99.7	<b>31.319</b>	<b>105.0</b>	2:51.411	56.53	55.338	09:22:53.244	
5 -	<b>29.029</b>	<b>107.5</b>	55.404	<b>100.4</b>	31.640	104.6	<b>1:56.073 (1)</b>	<b>83.49</b>		<b>09:24:49.317</b>	

P14 72		Alex PERSSON		Honda - PWR / Nordgren Racing							
LAP	SECTOR 1		SECTOR 2		SECTOR 3		LAP TIME	MPH	DIFF	TIME OF DAY	
1 -	OUTLAP	110.0	59.862	99.2	33.178	107.3	8:46.358	18.41	6:49.575	09:10:54.520	
2 -	30.181	110.5	56.816	<b>105.8</b>	31.822	<b>108.4</b>	1:58.819	81.56	2.036	09:12:53.339	
3 -	<b>28.584</b>	<b>112.7</b>	56.110	105.0	32.089	107.7	<b>1:56.783 (1)</b>	<b>82.98</b>		<b>09:14:50.122</b>	
4 -	28.700	110.3	56.323	104.2	32.145	105.3	1:57.168 (2)	82.71	0.385	09:16:47.290	
5 -	29.169	110.1	<b>55.379</b>	102.9	IN PIT		2:02.543 P	79.08	5.760	09:18:49.833	
6 -	OUTLAP	111.2	56.305	104.0	<b>31.678</b>	107.0	2:31.099	64.13	34.316	09:21:20.932	
7 -	29.144	108.5	56.430	103.7	32.830	107.0	1:58.404	81.84	1.621	09:23:19.336	
8 -	29.006	108.9	55.945	104.0	32.392	106.6	1:57.343 (3)	82.58	0.560	09:25:16.679	

P15 79 M3		Chris TAYLOR		Honda - Ducati Coventry							
LAP	SECTOR 1		SECTOR 2		SECTOR 3		LAP TIME	MPH	DIFF	TIME OF DAY	
1 -	OUTLAP	110.5	59.515	102.1	33.088	<b>109.6</b>	8:29.116	19.03	6:32.033	09:10:59.829	
2 -	30.211	112.7	58.892	102.2	33.310	106.1	2:02.413	79.16	5.330	09:13:02.242	
3 -	29.690	<b>113.1</b>	58.054	99.7	32.561	107.3	2:00.305	80.55	3.222	09:15:02.547	
4 -	29.343	112.0	57.042	<b>105.5</b>	32.647	108.7	1:59.032 (3)	81.41	1.949	09:17:01.579	
5 -	29.029	112.7	<b>56.460</b>	104.5	31.824	108.2	1:57.313 (2)	82.61	0.230	09:18:58.892	
6 -	<b>28.731</b>	110.9	57.335	99.4	IN PIT		2:07.361 P	76.09	10.278	09:21:06.253	
7 -	OUTLAP	110.7	57.566	102.9	32.441	107.0	2:31.631	63.91	34.548	09:23:37.884	
8 -	28.931	110.7	56.597	105.0	<b>31.555</b>	107.2	<b>1:57.083 (1)</b>	<b>82.77</b>		<b>09:25:34.967</b>	

P16 13 M3		Sam BURMAN		Honda - WNT / Burman Racing							
LAP	SECTOR 1		SECTOR 2		SECTOR 3		LAP TIME	MPH	DIFF	TIME OF DAY	
1 -	OUTLAP	110.9	59.424	102.6	35.544	105.1	8:49.777	18.29	6:51.635	09:10:57.782	
2 -	31.550	112.2	58.258	102.7	33.148	107.0	2:02.956	78.81	4.814	09:13:00.738	
3 -	30.257	113.7	56.868	<b>104.2</b>	32.755	108.4	1:59.880	80.84	1.738	09:15:00.618	
4 -	29.826	<b>114.1</b>	57.337	100.9	32.676	108.5	1:59.839	80.86	1.697	09:17:00.457	
5 -	29.987	113.7	56.579	104.0	32.256	<b>109.1</b>	1:58.822 (3)	81.56	0.680	09:18:59.279	
6 -	<b>29.101</b>	113.7	56.921	103.0	32.935	107.8	1:58.957	81.46	0.815	09:20:58.236	
7 -	29.557	113.1	<b>56.197</b>	104.0	32.388	108.5	<b>1:58.142 (1)</b>	<b>82.03</b>		<b>09:22:56.378</b>	
8 -	29.228	112.9	56.993	103.0	<b>32.193</b>	107.0	1:58.414 (2)	81.84	0.272	09:24:54.792	

P17 144		Mark CLAYTON		Ha - MC Racing							
LAP	SECTOR 1		SECTOR 2		SECTOR 3		LAP TIME	MPH	DIFF	TIME OF DAY	
1 -	OUTLAP	101.2	1:02.338	98.8	34.678	105.6	8:58.554	17.99	7:00.285	09:11:30.495	
2 -	30.747	109.4	59.006	101.2	33.580	105.6	2:03.333	78.57	5.064	09:13:33.828	
3 -	30.209	<b>110.7</b>	57.936	102.9	33.590	105.5	2:01.735	79.60	3.466	09:15:35.563	
4 -	29.970	110.1	57.322	103.7	32.882	107.0	2:00.174	80.64	1.905	09:17:35.737	
5 -	29.795	109.4	58.201	97.6	33.300	<b>107.3</b>	2:01.296	79.89	3.027	09:19:37.033	
6 -	29.723	110.5	57.229	103.2	33.037	105.0	1:59.989 (3)	80.76	1.720	09:21:37.022	
7 -	29.793	109.8	<b>56.559</b>	103.4	32.678	106.3	1:59.030 (2)	81.41	0.761	09:23:36.052	
8 -	<b>29.161</b>	109.6	56.821	<b>104.2</b>	<b>32.287</b>	106.5	<b>1:58.269 (1)</b>	<b>81.94</b>		<b>09:25:34.321</b>	

Weather / Track : Sunny / Dry

Oulton Park International  
Circuit Length = 2.6920 miles  
Start: 09:00 Flag 09:24 End: 09:27

**MCRCB BULLETIN TK002**

**2014 MCE British Superbike Championship - Round 2**

**2014 Motul British Motostar Championship**

**FREE PRACTICE 1 - SECTOR ANALYSIS**

SECTOR 1 = FL to I1, SECTOR 2 = I1 to I2, SECTOR 3 = I2 to FL, DIFF = Difference To Personal Best Lap

<b>P18 25 M3 Mike BROUWERS</b>		Honda - Joma / Brouwers Racing Team								
LAP	SECTOR 1	SECTOR 2		SECTOR 3		LAP TIME	MPH	DIFF	TIME OF DAY	
1 -	OUTLAP	103.2	1:04.393	93.7	37.181	98.2	9:04.672	17.79	7:06.233	09:11:38.909
2 -	35.554	89.3	1:03.077	99.7	33.981	<b>103.0</b>	2:12.612	73.08	14.173	09:13:51.521
3 -	30.929	<b>107.7</b>	59.084	98.8	36.009	101.5	2:06.022	76.90	7.583	09:15:57.543
4 -	31.808	106.5	58.832	98.6	33.499	102.7	2:04.139	78.06	5.700	09:18:01.682
5 -	30.050	106.5	58.056	98.8	34.065	99.1	2:02.171 <b>(3)</b>	79.32	3.732	09:20:03.853
6 -	30.079	106.5	58.091	99.2	32.822	102.6	2:00.992 <b>(2)</b>	80.09	2.553	09:22:04.845
7 -	33.003	92.8	1:04.515	87.2	32.928	102.7	2:10.446	74.29	12.007	09:24:15.291
8 -	<b>29.335</b>	107.5	<b>56.891</b>	<b>100.0</b>	<b>32.213</b>	<b>103.0</b>	<b>1:58.439 (1)</b>	<b>81.82</b>		<b>09:26:13.730</b>

<b>P19 47 Jake ARCHER</b>		Honda - Jake Archer Racing								
LAP	SECTOR 1	SECTOR 2		SECTOR 3		LAP TIME	MPH	DIFF	TIME OF DAY	
1 -	OUTLAP	105.1	1:00.499	101.8	33.577	105.6	8:25.101	19.18	6:26.257	09:10:38.464
2 -	30.658	109.4	58.271	101.8	32.988	106.0	2:01.917	79.49	3.073	09:12:40.381
3 -	29.922	110.1	57.678	101.9	32.446	105.8	2:00.046	80.72	1.202	09:14:40.427
4 -	29.685	110.3	57.104	102.1	32.215	106.5	1:59.004 <b>(2)</b>	81.43	0.160	09:16:39.431
5 -	<b>29.516</b>	<b>111.6</b>	57.484	100.7	32.650	103.8	1:59.650	80.99	0.806	09:18:39.081
6 -	29.809	107.7	56.795	101.8	32.692	104.5	1:59.296 <b>(3)</b>	81.23	0.452	09:20:38.377
7 -	29.784	108.5	<b>56.683</b>	101.6	32.377	105.6	<b>1:58.844 (1)</b>	<b>81.54</b>		<b>09:22:37.221</b>
8 -	30.243	106.8	57.268	<b>104.6</b>	<b>32.033</b>	<b>107.2</b>	1:59.544	81.06	0.700	09:24:36.765

<b>P20 90 Greg GREENWOOD</b>		Luyten Honda - FPW Racing								
LAP	SECTOR 1	SECTOR 2		SECTOR 3		LAP TIME	MPH	DIFF	TIME OF DAY	
1 -	OUTLAP	105.1	1:01.456	96.8	34.639	101.8	7:25.624	21.74	5:25.986	09:10:59.566
2 -	29.959	109.8	1:00.111	99.2	34.169	103.4	2:04.239	78.00	4.601	09:13:03.805
3 -	29.099	<b>112.2</b>	57.808	<b>101.6</b>	33.066	<b>106.1</b>	1:59.973 <b>(2)</b>	80.77	0.335	09:15:03.778
4 -	29.471	111.6	<b>57.480</b>	100.3	<b>32.687</b>	105.8	<b>1:59.638 (1)</b>	<b>81.00</b>		<b>09:17:03.416</b>
5 -	<b>28.963</b>	<b>112.2</b>	58.556	100.4	33.030	106.0	2:00.549 <b>(3)</b>	80.39	0.911	09:19:03.965
6 -	29.793	107.3	59.273	100.0	32.805	105.0	2:01.871	79.52	2.233	09:21:05.836
7 -	29.448	108.4	58.657	97.6	32.990	104.5	2:01.095	80.03	1.457	09:23:06.931

<b>P21 19 Kai JOHNSON</b>		Nykos - Kinpac Racing								
LAP	SECTOR 1	SECTOR 2		SECTOR 3		LAP TIME	MPH	DIFF	TIME OF DAY	
1 -	OUTLAP	104.0	1:02.806	96.9	34.124	101.5	8:21.258	19.33	6:21.445	09:10:44.239
2 -	30.729	106.3	1:00.305	98.5	33.470	102.7	2:04.504	77.83	4.691	09:12:48.743
3 -	30.535	98.6	1:01.046	99.4	33.199	102.4	2:04.780	77.66	4.967	09:14:53.523
4 -	29.609	108.2	58.315	98.5	33.245	103.0	2:01.169	79.98	1.356	09:16:54.692
5 -	29.268	<b>109.4</b>	58.028	99.2	33.003	102.2	2:00.299 <b>(3)</b>	80.56	0.486	09:18:54.991
6 -	30.108	105.6	58.026	98.6	32.559	103.5	2:00.693	80.29	0.880	09:20:55.684
7 -	29.516	106.5	<b>57.674</b>	99.2	32.716	103.0	1:59.906 <b>(2)</b>	80.82	0.093	09:22:55.590
8 -	<b>29.019</b>	107.7	58.322	<b>100.1</b>	<b>32.472</b>	<b>104.3</b>	<b>1:59.813 (1)</b>	<b>80.88</b>		<b>09:24:55.403</b>

<b>P22 64 Asher DURHAM</b>		Honda - SP125Racing.com								
LAP	SECTOR 1	SECTOR 2		SECTOR 3		LAP TIME	MPH	DIFF	TIME OF DAY	
1 -	OUTLAP	87.3	1:05.288	92.1	36.375	96.1	9:06.312	17.73	7:06.483	09:11:41.674
2 -	32.803	99.5	1:02.378	93.0	34.469	100.4	2:09.650	74.74	9.821	09:13:51.324
3 -	30.723	106.3	1:03.723	94.7	34.080	100.6	2:08.526 <b>(3)</b>	75.40	8.697	09:15:59.850
4 -	30.595	<b>108.5</b>	1:01.174	83.8	IN PIT		2:16.633 <b>P</b>	70.92	16.804	09:18:16.483
5 -	OUTLAP	103.4	58.494	98.6	32.932	101.2	3:31.902	45.73	1:32.073	09:21:48.385
6 -	29.901	107.2	57.772	98.5	32.924	101.3	2:00.597 <b>(2)</b>	80.36	0.768	09:23:48.982
7 -	<b>29.888</b>	106.6	<b>57.233</b>	<b>98.8</b>	<b>32.708</b>	<b>102.1</b>	<b>1:59.829 (1)</b>	<b>80.87</b>		<b>09:25:48.811</b>

<b>P23 43 Arnie SHELTON</b>		Honda - e3 Motorsport with Shelton Racing								
LAP	SECTOR 1	SECTOR 2		SECTOR 3		LAP TIME	MPH	DIFF	TIME OF DAY	
1 -	OUTLAP	106.5	1:00.497	95.7	34.259	105.1	3:01.269	53.46	1:01.324	09:14:22.656
2 -	32.582	88.0	1:02.823	88.8	IN PIT		2:16.437 <b>P</b>	71.03	16.492	09:16:39.093
3 -	OUTLAP	106.6	59.803	99.4	33.534	104.2	3:50.257	42.08	1:50.312	09:20:29.350
4 -	<b>30.383</b>	<b>107.7</b>	57.928	100.3	33.152	105.1	2:01.463 <b>(2)</b>	79.78	1.518	09:22:30.813

Weather / Track : Sunny / Dry

Oulton Park International  
Circuit Length = 2.6920 miles  
Start: 09:00 Flag 09:24 End: 09:27

**MCRCB BULLETIN TK002**

**2014 MCE British Superbike Championship - Round 2**

**2014 Motul British Motostar Championship**

**FREE PRACTICE 1 - SECTOR ANALYSIS**

SECTOR 1 = FL to I1, SECTOR 2 = I1 to I2, SECTOR 3 = I2 to FL, DIFF = Difference To Personal Best Lap

5 - 30.394 107.0 **56.904** 101.6 **32.647** 105.6 **1:59.945 (1)** **80.79** **09:24:30.758**

<b>P24 45</b>		<b>Mark STRUDWICK</b>		Honda - MTS Racing							
LAP		SECTOR 1	SECTOR 2	SECTOR 3	LAP TIME	MPH	DIFF	TIME OF DAY			
1 -	OUTLAP	104.5	1:03.176	96.2	35.180	98.8	8:32.842	18.89	6:32.601	09:10:56.713	
2 -		31.044	105.0	58.827	97.2	33.966	100.3	2:03.837	78.25	3.596	09:13:00.550
3 -		31.020	<b>106.3</b>	58.316	97.9	33.387	<b>101.8</b>	2:02.723	78.96	2.482	09:15:03.273
4 -		30.182	105.0	57.541	<b>98.5</b>	33.445	100.6	2:01.168 <b>(2)</b>	79.98	0.927	09:17:04.441
5 -		<b>30.166</b>	105.5	<b>57.108</b>	97.9	<b>32.967</b>	100.9	<b>2:00.241 (1)</b>	<b>80.59</b>		<b>09:19:04.682</b>
6 -		30.273	104.8	58.455	97.2	33.307	100.1	2:02.035 <b>(3)</b>	79.41	1.794	09:21:06.717
7 -		30.246	104.3	58.202	96.0	IN PIT		2:09.577 <b>P</b>	74.79	9.336	09:23:16.294
8 -	OUTLAP	104.5	58.364	96.2	33.368	98.2	2:56.253	54.98	56.012		09:26:12.547

<b>P25 84</b>		<b>Daniel HERMANSSON</b>		TSR Luyten - FPW Racing							
LAP		SECTOR 1	SECTOR 2	SECTOR 3	LAP TIME	MPH	DIFF	TIME OF DAY			
1 -	OUTLAP	99.4	1:05.155	96.2	36.092	101.0	8:38.104	18.70	6:37.626	09:10:57.394	
2 -		31.992	104.8	1:02.378	97.3	35.122	102.6	2:09.492	74.84	9.014	09:13:06.886
3 -		31.586	105.5	1:00.930	98.5	34.257	101.6	2:06.773	76.44	6.295	09:15:13.659
4 -		31.014	107.8	59.481	97.9	34.282	102.2	2:04.777	77.66	4.299	09:17:18.436
5 -		30.542	107.8	59.435	99.8	33.880	101.6	2:03.857	78.24	3.379	09:19:22.293
6 -		<b>29.791</b>	<b>109.1</b>	58.447	100.1	33.307	102.4	2:01.545 <b>(2)</b>	79.73	1.067	09:21:23.838
7 -		29.984	107.7	59.330	99.8	33.441	<b>103.8</b>	2:02.755 <b>(3)</b>	78.94	2.277	09:23:26.593
8 -		29.821	108.4	<b>57.692</b>	<b>100.6</b>	<b>32.965</b>	102.9	<b>2:00.478 (1)</b>	<b>80.44</b>		<b>09:25:27.071</b>

<b>P26 11</b>		<b>Joseph THOMAS</b>		Honda - Moto UK Racing							
LAP		SECTOR 1	SECTOR 2	SECTOR 3	LAP TIME	MPH	DIFF	TIME OF DAY			
1 -	OUTLAP	<b>104.5</b>	1:00.423	<b>98.2</b>	33.598	<b>100.9</b>	8:12.604	19.67	6:12.093	09:10:34.835	
2 -		30.137	103.8	57.899	96.9	33.174	99.2	2:01.210 <b>(3)</b>	79.95	0.699	09:12:36.045
3 -		<b>29.691</b>	104.3	57.731	95.1	<b>33.089</b>	97.5	<b>2:00.511 (1)</b>	<b>80.41</b>		<b>09:14:36.556</b>
4 -		29.778	103.8	<b>57.651</b>	94.3	33.516	96.8	2:00.945 <b>(2)</b>	80.12	0.434	09:16:37.501

<b>P27 7</b>		<b>Jamie ASHBY</b>		Honda - JPA Racing / SP125							
LAP		SECTOR 1	SECTOR 2	SECTOR 3	LAP TIME	MPH	DIFF	TIME OF DAY			
1 -	OUTLAP	102.6	1:02.808	99.8	34.831	103.7	8:19.786	19.39	6:18.306	09:10:52.908	
2 -		31.765	107.5	59.110	101.5	33.350	104.8	2:04.225	78.01	2.745	09:12:57.133
3 -		30.818	106.0	58.810	101.2	33.397	104.6	2:03.025	78.77	1.545	09:15:00.158
4 -		30.227	109.1	58.332	<b>102.4</b>	<b>32.922</b>	104.8	2:01.481 <b>(2)</b>	79.77	0.001	09:17:01.639
5 -		<b>30.089</b>	<b>110.0</b>	58.647	101.3	33.203	104.6	2:01.939 <b>(3)</b>	79.47	0.459	09:19:03.578
6 -		30.106	109.1	1:01.385	100.7	33.279	<b>105.6</b>	2:04.770	77.67	3.290	09:21:08.348
7 -		30.172	108.4	<b>58.207</b>	101.2	33.101	104.2	<b>2:01.480 (1)</b>	<b>79.77</b>		<b>09:23:09.828</b>
8 -		30.261	107.8	58.396	101.9	33.319	104.0	2:01.976	79.45	0.496	09:25:11.804

<b>P28 16 M3</b>		<b>Thomas DE VRIES</b>		Honda - DAT Racing							
LAP		SECTOR 1	SECTOR 2	SECTOR 3	LAP TIME	MPH	DIFF	TIME OF DAY			
1 -	OUTLAP	101.5	1:04.051	89.4	35.506	100.7	10:50.250	14.90	8:48.251	09:13:23.286	
2 -		31.761	104.2	1:00.652	94.9	34.513	100.6	2:06.926	76.35	4.927	09:15:30.212
3 -		30.978	106.1	59.063	96.9	34.115	101.5	2:04.156	78.05	2.157	09:17:34.368
4 -		31.267	104.6	59.331	96.9	33.411	<b>102.9</b>	2:04.009	78.14	2.010	09:19:38.377
5 -		30.449	106.6	58.500	<b>98.6</b>	33.767	101.0	2:02.716 <b>(3)</b>	78.97	0.717	09:21:41.093
6 -		<b>30.313</b>	<b>107.5</b>	58.432	97.2	<b>33.408</b>	102.4	2:02.153 <b>(2)</b>	79.33	0.154	09:23:43.246
7 -		30.426	105.6	<b>58.162</b>	96.9	33.411	101.3	<b>2:01.999 (1)</b>	<b>79.43</b>		<b>09:25:45.245</b>

<b>P29 6</b>		<b>Taz TAYLOR</b>		Luyten Honda - FPW Racing / Hookless Holidays							
LAP		SECTOR 1	SECTOR 2	SECTOR 3	LAP TIME	MPH	DIFF	TIME OF DAY			
1 -		34.413	93.7	1:04.461	92.5	37.671	94.2	2:16.545 <b>(3)</b>	70.97	14.201	09:14:06.386
2 -		32.915	104.5	1:00.239	101.2	34.639	101.6	2:07.793 <b>(2)</b>	75.83	5.449	09:16:14.179
3 -		30.598	<b>109.2</b>	<b>57.527</b>	<b>101.8</b>	<b>34.219</b>	<b>104.5</b>	<b>2:02.344 (1)</b>	<b>79.21</b>		<b>09:18:16.523</b>
4 -		<b>30.206</b>	98.1	1:02.226	90.1	IN PIT		2:16.645 <b>P</b>	70.92	14.301	09:20:33.168
5 -	OUTLAP	97.5	1:02.593	88.5	35.173	100.9	5:52.366	27.50	3:50.022		09:26:25.534

Weather / Track : Sunny / Dry

Oulton Park International  
Circuit Length = 2.6920 miles  
Start: 09:00 Flag 09:24 End: 09:27



**MCRCB BULLETIN TK002****2014 MCE British Superbike Championship - Round 2****2014 Motul British Motostar Championship****FREE PRACTICE 1 - SECTOR ANALYSIS**

SECTOR 1 = FL to I1, SECTOR 2 = I1 to I2, SECTOR 3 = I2 to FL, DIFF = Difference To Personal Best Lap

<b>P30</b>		<b>4</b>		<b>Louis VALLELEY</b>		KTM - Century 21 / Cresswell Racing				
LAP		SECTOR 1	SECTOR 2	SECTOR 3		LAP TIME	MPH	DIFF	TIME OF DAY	
1 -	OUTLAP	98.3	1:04.249	96.6	35.079	<b>101.8</b>	7:49.332	20.64	5:45.641	09:10:57.420
2 -		31.758	<b>103.5</b>	59.918	93.0	IN PIT	2:12.238	<b>P</b> 73.28	8.547	09:13:09.658
3 -	OUTLAP	98.9	1:00.611	93.8	35.119	96.9	3:12.812	50.26	1:09.121	09:16:22.470
4 -		31.889	100.7	59.577	95.3	IN PIT	2:12.632	<b>P</b> 73.06	8.941	09:18:35.102
5 -	OUTLAP	98.8	1:00.210	94.9	34.063	98.8	3:22.709	47.80	1:19.018	09:21:57.811
6 -		32.136	100.9	59.066	92.5	<b>33.745</b>	2:04.947	<b>(2)</b> 77.56	1.256	09:24:02.758
7 -		<b>31.140</b>	99.5	<b>58.488</b>	<b>96.8</b>	34.063	95.4	<b>2:03.691 (1)</b>	<b>78.35</b>	<b>09:26:06.449</b>

<b>P31</b>		<b>41</b>		<b>Milo WARD</b>		Luyten Honda - FPW Racing				
LAP		SECTOR 1	SECTOR 2	SECTOR 3		LAP TIME	MPH	DIFF	TIME OF DAY	
1 -	OUTLAP	100.7	1:05.525	88.4	<b>36.385</b>	<b>101.0</b>	7:50.106	20.61		09:11:25.543
2 -		<b>32.769</b>	<b>105.6</b>	<b>58.690</b>	<b>97.2</b>	IN PIT	2:14.354	<b>P</b> 72.13		09:13:39.897

<b>P32</b>		<b>3</b>		<b>Alex PLATT</b>		Honda - Cresswell Racing				
LAP		SECTOR 1	SECTOR 2	SECTOR 3		LAP TIME	MPH	DIFF	TIME OF DAY	
1 -	OUTLAP	102.4	<b>1:05.748</b>	<b>92.8</b>	<b>38.878</b>	<b>88.1</b>	7:30.342	21.51		09:11:06.141

**MCRCB BULLETIN TK004****2014 MCE British Superbike Championship - Round 2****2014 Motul British Motostar Championship****FREE PRACTICE 1 - BEST SPEEDS**

<b>SECTOR 1</b>				<b>SECTOR 2</b>			<b>FINISH LINE</b>		
POS	NO	NAME	MPH	NO	NAME	MPH	NO	NAME	MPH
1	42	James HOBSON	117.3	66	Joe IRVING	107.3	42	James HOBSON	112.4
2	66	Joe IRVING	117.1	42	James HOBSON	107.2	76	Ryan SAXELBY	112.2
3	76	Ryan SAXELBY	116.5	76	Ryan SAXELBY	107.2	66	Joe IRVING	112.0
4	34	Jordan WEAVING	114.7	72	Alex PERSSON	105.8	79	Chris TAYLOR	109.6
5	13	Sam BURMAN	114.1	34	Jordan WEAVING	105.5	34	Jordan WEAVING	109.2
6	79	Chris TAYLOR	113.1	79	Chris TAYLOR	105.5	13	Sam BURMAN	109.1
7	65	Josh OWENS	112.9	47	Jake ARCHER	104.6	72	Alex PERSSON	108.4
8	86	Charlie NESBITT	112.9	13	Sam BURMAN	104.2	86	Charlie NESBITT	107.8
9	72	Alex PERSSON	112.7	86	Charlie NESBITT	104.2	65	Josh OWENS	107.7
10	90	Greg GREENWOOD	112.2	144	Mark CLAYTON	104.2	12	Edward RENDELL	107.3
11	12	Edward RENDELL	111.8	17	James FLITCROFT	103.7	144	Mark CLAYTON	107.3
12	24	Daniel COSTILLA	111.8	36	Jayson URIBE	103.5	47	Jake ARCHER	107.2
13	47	Jake ARCHER	111.6	65	Josh OWENS	103.5	36	Jayson URIBE	106.5
14	17	James FLITCROFT	110.9	24	Daniel COSTILLA	103.2	24	Daniel COSTILLA	106.3
15	144	Mark CLAYTON	110.7	12	Edward RENDELL	102.6	90	Greg GREENWOOD	106.1
16	36	Jayson URIBE	110.1	7	Jamie ASHBY	102.4	17	James FLITCROFT	106.0
17	7	Jamie ASHBY	110.0	6	Taz TAYLOR	101.8	7	Jamie ASHBY	105.6
18	19	Kai JOHNSON	109.4	43	Arnie SHELTON	101.6	43	Arnie SHELTON	105.6
19	6	Taz TAYLOR	109.2	90	Greg GREENWOOD	101.6	35	Elliot LODGE	105.0
20	84	Daniel HERMANSSON	109.1	84	Daniel HERMANSSON	100.6	6	Taz TAYLOR	104.5
21	64	Asher DURHAM	108.5	35	Elliot LODGE	100.4	19	Kai JOHNSON	104.3
22	164	Anthony ALONSO	108.5	19	Kai JOHNSON	100.1	84	Daniel HERMANSSON	103.8
23	25	Mike BROUWERS	107.7	25	Mike BROUWERS	100.0	69	Tom BOOTH-AMOS	103.4
24	43	Arnie SHELTON	107.7	164	Anthony ALONSO	99.5	25	Mike BROUWERS	103.0
25	16	Thomas DE VRIES	107.5	69	Tom BOOTH-AMOS	99.4	164	Anthony ALONSO	103.0
26	35	Elliot LODGE	107.5	64	Asher DURHAM	98.8	16	Thomas DE VRIES	102.9
27	69	Tom BOOTH-AMOS	107.5	16	Thomas DE VRIES	98.6	64	Asher DURHAM	102.1
28	45	Mark STRUDWICK	106.3	45	Mark STRUDWICK	98.5	4	Louis VALLELEY	101.8
29	41	Milo WARD	105.6	11	Joseph THOMAS	98.2	45	Mark STRUDWICK	101.8
30	11	Joseph THOMAS	104.5	41	Milo WARD	97.2	44	Jake BAYFORD	101.6
31	3	Alex PLATT	103.5	4	Louis VALLELEY	96.8	41	Milo WARD	101.0
32	4	Louis VALLELEY	103.5	3	Alex PLATT	92.8	11	Joseph THOMAS	100.9
33	100	Stephen CAMPBELL	95.0	44	Jake BAYFORD	87.0	3	Alex PLATT	88.1
34	44	Jake BAYFORD	83.7						

Weather / Track : Sunny / Dry

Results can be found at [www.tsl-timing.com](http://www.tsl-timing.com)Oulton Park International  
Circuit Length = 2.6920 miles  
Start: 09:00 Flag 09:24 End: 09:27

Printed - 09:32 Saturday, 03 May 2014

# MCRCB BULLETIN TK003

## 2014 MCE British Superbike Championship - Round 2

### 2014 Motul British Motostar Championship

#### FREE PRACTICE 1 - BEST SECTORS

SECTOR 1			SECTOR 2			SECTOR 3			IDEAL / BEST COMPARISON						
POS	NO	NAME	TIME	NO	NAME	TIME	NO	NAME	TIME	POS	NO	NAME	IDEAL	BEST	DIFF
1	76	SAXELBY	27.469	12	RENDELL	52.462	34	WEAVING	30.632				<b>PERFECT LAP</b>	<b>1:50.563</b>	
2	12	RENDELL	27.630	76	SAXELBY	53.093	12	RENDELL	30.771	1	12	RENDELL	1:50.863	1:50.863	0.000
3	34	WEAVING	27.872	34	WEAVING	53.566	76	SAXELBY	30.890	2	76	SAXELBY	1:51.452	1:51.990	0.538
4	17	FLITCROFT	27.985	66	IRVING	53.940	66	IRVING	31.004	3	34	WEAVING	1:52.070	1:52.115	0.045
5	69	BOOTH-AMOS	28.104	69	BOOTH-AMOS	54.072	24	COSTILLA	31.028	4	66	IRVING	1:53.049	1:53.049	0.000
6	66	IRVING	28.105	164	ALONSO	54.106	36	URIBE	31.060	5	24	COSTILLA	1:53.346	1:53.346	0.000
7	24	COSTILLA	28.135	24	COSTILLA	54.183	86	NESBITT	31.077	6	17	FLITCROFT	1:53.685	1:53.685	0.000
8	65	OWENS	28.276	17	FLITCROFT	54.203	35	LODGE	31.319	7	69	BOOTH-AMOS	1:53.927	1:54.985	1.058
9	86	NESBITT	28.413	36	URIBE	54.300	65	OWENS	31.474	8	36	URIBE	1:53.944	1:54.360	0.416
10	36	URIBE	28.584	86	NESBITT	54.740	42	HOBSON	31.476	9	86	NESBITT	1:54.230	1:54.470	0.240
11	72	PERSSON	28.584	65	OWENS	54.815	17	FLITCROFT	31.497	10	164	ALONSO	1:54.287	1:54.397	0.110
12	164	ALONSO	28.646	35	LODGE	55.198	164	ALONSO	31.535	11	65	OWENS	1:54.565	1:54.571	0.006
13	79	TAYLOR	28.731	42	HOBSON	55.309	79	TAYLOR	31.555	12	35	LODGE	1:55.546	1:56.073	0.527
14	42	HOBSON	28.767	72	PERSSON	55.379	72	PERSSON	31.678	13	42	HOBSON	1:55.552	1:55.848	0.296
15	90	GREENWOOD	28.963	13	BURMAN	56.197	69	BOOTH-AMOS	31.751	14	72	PERSSON	1:55.641	1:56.783	1.142
16	19	JOHNSON	29.019	79	TAYLOR	56.460	47	ARCHER	32.033	15	79	TAYLOR	1:56.746	1:57.083	0.337
17	35	LODGE	29.029	144	CLAYTON	56.559	13	BURMAN	32.193	16	13	BURMAN	1:57.491	1:58.142	0.651
18	13	BURMAN	29.101	47	ARCHER	56.683	25	BROUWERS	32.213	17	144	CLAYTON	1:58.007	1:58.269	0.262
19	144	CLAYTON	29.161	25	BROUWERS	56.891	144	CLAYTON	32.287	18	47	ARCHER	1:58.232	1:58.844	0.612
20	25	BROUWERS	29.335	43	SHELTON	56.904	19	JOHNSON	32.472	19	25	BROUWERS	1:58.439	1:58.439	0.000
21	47	ARCHER	29.516	45	STRUDWICK	57.108	43	SHELTON	32.647	20	90	GREENWOOD	1:59.130	1:59.638	0.508
22	11	THOMAS	29.691	64	DURHAM	57.233	90	GREENWOOD	32.687	21	19	JOHNSON	1:59.165	1:59.813	0.648
23	84	HERMANSSON	29.791	90	GREENWOOD	57.480	64	DURHAM	32.708	22	64	DURHAM	1:59.829	1:59.829	0.000
24	64	DURHAM	29.888	6	TAYLOR	57.527	7	ASHBY	32.922	23	43	SHELTON	1:59.934	1:59.945	0.011
25	7	ASHBY	30.089	11	THOMAS	57.651	84	HERMANSSON	32.965	24	45	STRUDWICK	2:00.241	2:00.241	0.000
26	45	STRUDWICK	30.166	19	JOHNSON	57.674	45	STRUDWICK	32.967	25	11	THOMAS	2:00.431	2:00.511	0.080
27	6	TAYLOR	30.206	84	HERMANSSON	57.692	11	THOMAS	33.089	26	84	HERMANSSON	2:00.448	2:00.478	0.030
28	16	DE VRIES	30.313	16	DE VRIES	58.162	16	DE VRIES	33.408	27	7	ASHBY	2:01.218	2:01.480	0.262
29	43	SHELTON	30.383	7	ASHBY	58.207	4	VALLELEY	33.745	28	16	DE VRIES	2:01.883	2:01.999	0.116
30	4	VALLELEY	31.140	4	VALLELEY	58.488	6	TAYLOR	34.219	29	6	TAYLOR	2:01.952	2:02.344	0.392
31	3	PLATT	32.149	41	WARD	58.690	41	WARD	36.385	30	4	VALLELEY	2:03.373	2:03.691	0.318
32	41	WARD	32.769	3	PLATT	1:05.748	44	BAYFORD	37.345	31	41	WARD	2:07.844		
33				44	BAYFORD	1:09.832	3	PLATT	38.878	32	3	PLATT	2:16.775		
34															

Weather / Track : Sunny / Dry

Results can be found at [www.tsl-timing.com](http://www.tsl-timing.com)

Oulton Park International  
 Circuit Length = 2.6920 miles  
 Start: 09:00 Flag 09:24 End: 09:27

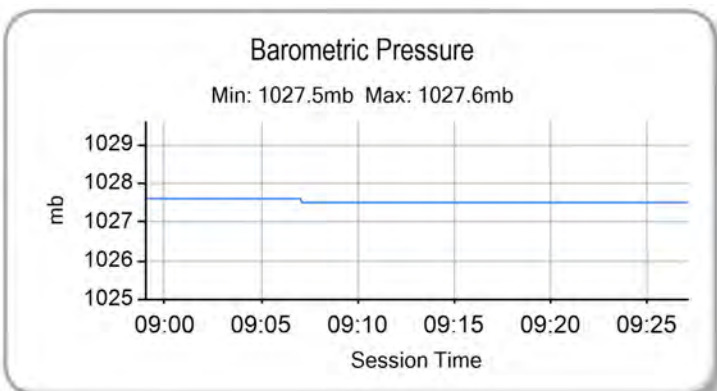
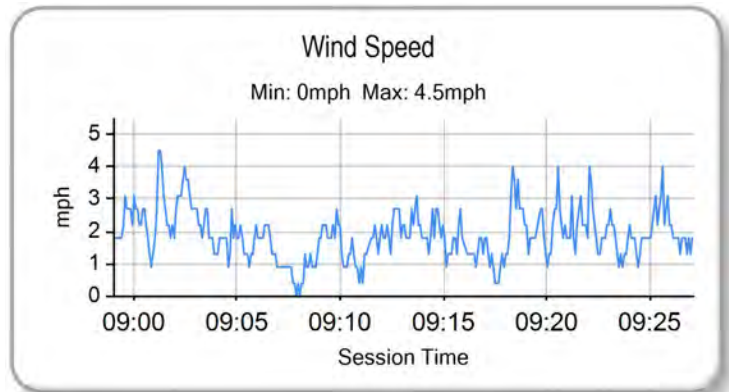
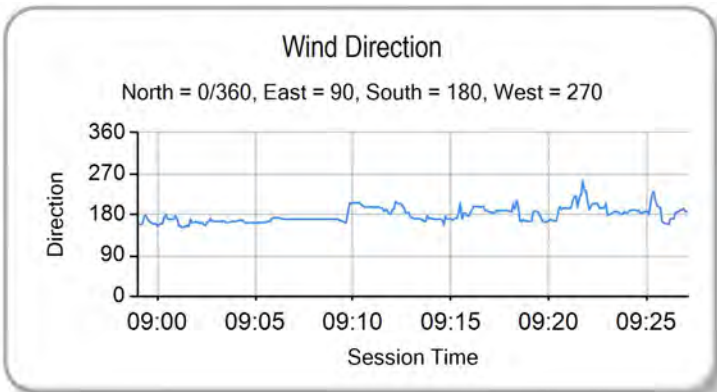
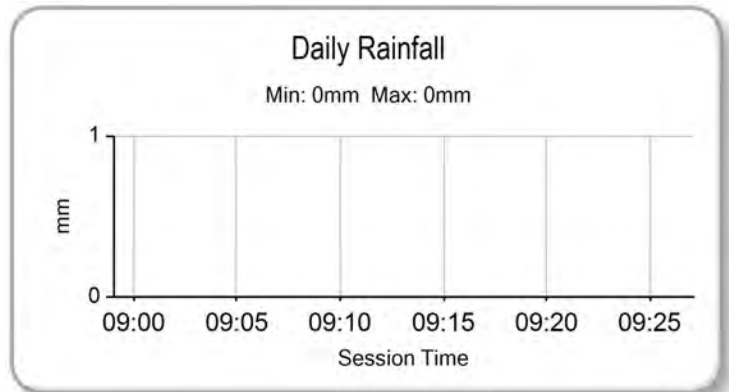
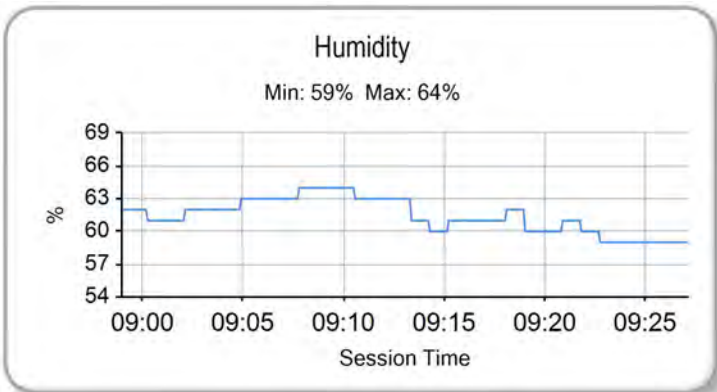
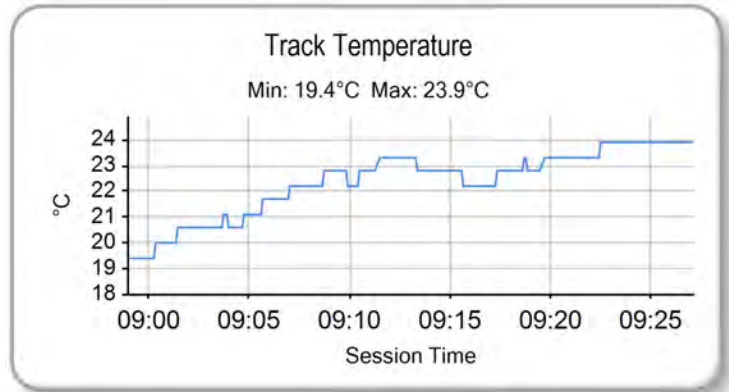
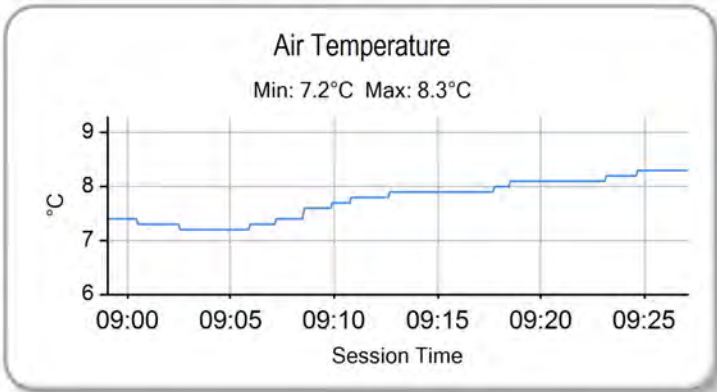
Printed - 09:31 Saturday, 03 May 2014

# MCRCB BULLETIN TK005

## 2014 MCE British Superbike Championship - Round 2

### 2014 Motul British Motostar Championship

#### FREE PRACTICE 1 - WEATHER CONDITIONS



Weather / Track : Sunny / Dry

Results can be found at [www.tsl-timing.com](http://www.tsl-timing.com)

Oulton Park International  
Circuit Length = 2.6920 miles  
Start: 09:00 Flag 09:24 End: 09:27

Printed - 09:32 Saturday, 03 May 2014



POS	NO	CL	PIC NAME	ENTRY	TIME	ON	LAPS	GAP	DIFF	MPH
1	12		1 Edward RENDELL	Honda - Banks Racing	1:47.615	10	10			90.05
2	66	M3	1 Joe IRVING	KTM - Redline KTM	1:47.929	8	9	0.314	0.314	89.79
3	76		2 Ryan SAXELBY	Honda - RS Racing	1:48.888	7	10	1.273	0.959	89.00
4	36	M3	2 Jayson URIBE	Honda - FPW Racing / RSR	1:49.887	7	8	2.272	0.999	88.19
5	34	M3	3 Jordan WEAVING	KTM - Jordan Racing / Burkert	1:49.908	9	11	2.293	0.021	88.17
6	17		3 James FLITCROFT	Nykos - Kinpac Racing	1:50.440	9	11	2.825	0.532	87.75
7	65		4 Josh OWENS	Honda - RCD Motorsport	1:50.771	7	7	3.156	0.331	87.48
8	35		5 Elliot LODGE	Honda - SP125 / Spike Racing	1:50.916	6	10	3.301	0.145	87.37
9	86	M3	4 Charlie NESBITT	Repli-Cast - Repli-Cast UK	1:51.168	7	11	3.553	0.252	87.17
10	42	M3	5 James HOBSON	Honda - Two 4 Motorsport	1:51.873	11	11	4.258	0.705	86.62
11	72		6 Alex PERSSON	Honda - PWR / Nordgren Racing	1:52.187	7	11	4.572	0.314	86.38
12	164		7 Anthony ALONSO	Honda - SP125 / BARF Racing	1:52.284	7	7	4.669	0.097	86.31
13	41		8 Milo WARD	Luyten Honda - FPW Racing	1:52.334	7	9	4.719	0.050	86.27
14	69	M3	6 Tom BOOTH-AMOS	BMS Pre M3 - FAB Racing BMS Pre Moto3	1:52.590	7	9	4.975	0.256	86.07
15	79	M3	7 Chris TAYLOR	Honda - Ducati Coventry	1:53.104	9	10	5.489	0.514	85.68
16	64		9 Asher DURHAM	Honda - SP125Racing.com	1:54.030	10	11	6.415	0.926	84.98
17	43		10 Arnie SHELTON	Honda - e3 Motorsport with Shelton Racing	1:54.126	6	7	6.511	0.096	84.91
18	25	M3	8 Mike BROUWERS	Honda - Joma / Brouwers Racing Team	1:54.166	9	11	6.551	0.040	84.88
19	11		11 Joseph THOMAS	Honda - Moto UK Racing	1:54.217	7	8	6.602	0.051	84.84
20	6		12 Taz TAYLOR	Luyten Honda - FPW Racing / Hookless Holidays	1:54.607	3	3	6.992	0.390	84.56
21	84		13 Daniel HERMANSSON	TSR Luyten - FPW Racing	1:54.654	10	11	7.039	0.047	84.52
22	144		14 Mark CLAYTON	Ha - MC Racing	1:55.214	8	10	7.599	0.560	84.11
23	47		15 Jake ARCHER	Honda - Jake Archer Racing	1:55.359	6	10	7.744	0.145	84.00
24	19		16 Kai JOHNSON	Nykos - Kinpac Racing	1:55.919	6	11	8.304	0.560	83.60
25	13	M3	9 Sam BURMAN	Honda - WNT / Burman Racing	1:56.040	4	10	8.425	0.121	83.51
26	4		17 Louis VALLELEY	KTM - Century 21 / Cresswell Racing	1:56.200	6	6	8.585	0.160	83.40
27	90		18 Greg GREENWOOD	Luyten Honda - FPW Racing	1:56.249	4	9	8.634	0.049	83.36
28	45		19 Mark STRUDWICK	Honda - MTS Racing	1:56.632	4	10	9.017	0.383	83.09

QUALIFYING LAPTIME (110.0% of 1:47.615) = 1:58.376

29	7		20 Jamie ASHBY	Honda - JPA Racing / SP125	1:58.452	10	10	10.837	1.820	81.81
30	16	M3	10 Thomas DE VRIES	Honda - DAT Racing	1:59.047	10	10	11.432	0.595	81.40
31	44		21 Jake BAYFORD	Honda - Intek Adhesives by SGR Racing	1:59.513	6	7	11.898	0.466	81.08
32	3		22 Alex PLATT	Honda - Cresswell Racing	2:01.219	6	6	13.604	1.706	79.94
33	100		23 Stephen CAMPBELL	Honda - Campbell Racing	2:09.580	9	9	21.965	8.361	74.79
34	24	M3	11 Daniel COSTILLA	Repli-Cast - Repli-Cast UK			1			
35	82		24 Jon VINCENT	Honda - Molly / JVR Racing						

Weather / Track : Sunny / Dry

These results are provisional until the conclusion of any judicial and technical matters.

Oulton Park International  
 Circuit Length = 2.6920 miles  
 Start: 13:05 Flag 13:25 End: 13:27

Race Director :	Stewards :	Timekeeper :
-----------------	------------	--------------

Results can be found at [www.britishsuperbike.com](http://www.britishsuperbike.com)

Printed - 13:29 Saturday, 03 May 2014



**MCRCB BULLETIN TK032**

**2014 MCE British Superbike Championship - Round 2**

**2014 Motul British Motostar Championship**

**FREE PRACTICE 2 - SECTOR ANALYSIS**

SECTOR 1 = FL to I1, SECTOR 2 = I1 to I2, SECTOR 3 = I2 to FL, DIFF = Difference To Personal Best Lap

<b>P1</b>		<b>12</b>		<b>Edward RENDELL</b>		Honda - Banks Racing					
LAP		SECTOR 1	SECTOR 2	SECTOR 3	LAP TIME	MPH	DIFF	TIME OF DAY			
1 -	OUTLAP	108.2	55.225	102.2	31.043	106.0		13:07:20.598			
2 -	27.632	110.7	52.444	<b>104.3</b>	31.382	105.6	1:51.458	86.95	3.843	13:09:12.056	
3 -	28.702	<b>114.1</b>	52.823	<b>104.3</b>	30.473	107.3	1:51.998	86.53	4.383	13:11:04.054	
4 -	27.187	113.5	52.288	101.3	30.050	<b>108.0</b>	1:49.525	88.48	1.910	13:12:53.579	
5 -	27.755	113.1	51.827	<b>104.3</b>	30.842	107.3	1:50.424	87.76	2.809	13:14:44.003	
6 -	<b>26.806</b>	113.3	52.206	103.2	29.834	107.5	1:48.846	<b>(3)</b>	89.03	1.231	13:16:32.849
7 -	27.470	111.8	51.965	97.2	30.568	106.5	1:50.003	88.10	2.388	13:18:22.852	
8 -	27.123	112.9	51.275	102.2	29.922	105.8	1:48.320	<b>(2)</b>	89.46	0.705	13:20:11.172
9 -	27.326	108.7	51.531	103.2	30.048	106.6	1:48.905	88.98	1.290	13:22:00.077	
<b>10 -</b>	26.949	111.6	<b>50.912</b>	103.0	<b>29.754</b>	107.3	<b>1:47.615</b>	<b>(1)</b>	<b>90.05</b>		<b>13:23:47.692</b>

<b>P2</b>		<b>66 M3</b>		<b>Joe IRVING</b>		KTM - Redline KTM					
LAP		SECTOR 1	SECTOR 2	SECTOR 3	LAP TIME	MPH	DIFF	TIME OF DAY			
1 -	OUTLAP	108.0	53.623	107.3	30.846	111.2		13:06:57.346			
2 -	27.889	116.7	52.141	106.8	30.136	111.2	1:50.166	87.96	2.237	13:08:47.512	
3 -	27.304	117.3	52.027	106.8	30.013	111.8	1:49.344	88.63	1.415	13:10:36.856	
4 -	27.262	116.1	51.713	106.8	30.077	111.8	1:49.052	88.86	1.123	13:12:25.908	
5 -	29.475	114.1	55.352	101.8	IN PIT		2:02.313	<b>P</b>	79.23	14.384	13:14:28.221
6 -	OUTLAP	<b>119.8</b>	53.464	105.8	30.825	112.2	4:24.814	36.59	2:36.885	13:18:53.035	
7 -	26.923	116.9	<b>51.238</b>	107.2	29.852	<b>112.9</b>	1:48.013	<b>(2)</b>	89.72	0.084	13:20:41.048
<b>8 -</b>	<b>26.780</b>	117.1	51.555	106.8	<b>29.594</b>	<b>112.9</b>	<b>1:47.929</b>	<b>(1)</b>	<b>89.79</b>		<b>13:22:28.977</b>
9 -	26.806	116.5	51.348	<b>108.2</b>	30.021	<b>112.9</b>	1:48.175	<b>(3)</b>	89.58	0.246	13:24:17.152

<b>P3</b>		<b>76</b>		<b>Ryan SAXELBY</b>		Honda - RS Racing					
LAP		SECTOR 1	SECTOR 2	SECTOR 3	LAP TIME	MPH	DIFF	TIME OF DAY			
1 -	OUTLAP	112.7	59.825	106.0	31.668	111.1		13:07:06.320			
2 -	28.619	115.5	54.838	104.0	31.571	101.9	1:55.028	84.25	6.140	13:09:01.348	
3 -	29.460	114.7	56.193	106.8	31.335	111.2	1:56.988	82.84	8.100	13:10:58.336	
4 -	27.682	<b>117.7</b>	55.140	105.3	31.170	110.0	1:53.992	85.01	5.104	13:12:52.328	
5 -	27.442	117.3	52.955	106.3	30.402	110.7	1:50.799	87.46	1.911	13:14:43.127	
6 -	27.146	<b>117.7</b>	54.872	106.3	30.029	112.2	1:52.047	86.49	3.159	13:16:35.174	
<b>7 -</b>	27.179	117.5	<b>51.742</b>	106.1	<b>29.967</b>	112.0	<b>1:48.888</b>	<b>(1)</b>	<b>89.00</b>		<b>13:18:24.062</b>
8 -	27.757	114.3	52.054	107.0	30.021	111.1	1:49.832	88.23	0.944	13:20:13.894	
9 -	<b>26.979</b>	115.7	52.112	<b>107.3</b>	30.326	<b>113.1</b>	1:49.417	<b>(3)</b>	88.57	0.529	13:22:03.311
10 -	27.243	117.1	51.896	106.6	29.985	110.1	1:49.124	<b>(2)</b>	88.81	0.236	13:23:52.435

<b>P4</b>		<b>36 M3</b>		<b>Jayson URIBE</b>		Honda - FPW Racing / RSR					
LAP		SECTOR 1	SECTOR 2	SECTOR 3	LAP TIME	MPH	DIFF	TIME OF DAY			
1 -	OUTLAP	112.9	56.448	106.3	31.670	108.9		13:07:02.680			
2 -	28.952	111.6	1:13.088	105.5	30.869	108.4	2:12.909	72.91	23.022	13:09:15.589	
3 -	28.311	113.7	55.148	<b>106.6</b>	31.230	108.0	1:54.689	84.50	4.802	13:11:10.278	
4 -	27.757	114.1	52.951	105.5	30.311	108.7	1:51.019	<b>(2)</b>	87.29	1.132	13:13:01.297
5 -	27.641	115.5	53.579	105.3	31.602	108.7	1:52.822	85.89	2.935	13:14:54.119	
6 -	28.201	113.7	52.142	106.1	30.962	109.2	1:51.305	<b>(3)</b>	87.06	1.418	13:16:45.424
<b>7 -</b>	27.799	<b>117.1</b>	<b>51.720</b>	104.8	30.368	<b>110.9</b>	<b>1:49.887</b>	<b>(1)</b>	<b>88.19</b>		<b>13:18:35.311</b>
8 -	28.897	113.9	52.227	105.0	<b>30.245</b>	108.9	1:51.369	87.01	1.482	13:20:26.680	

<b>P5</b>		<b>34 M3</b>		<b>Jordan WEAVING</b>		KTM - Jordan Racing / Burkert					
LAP		SECTOR 1	SECTOR 2	SECTOR 3	LAP TIME	MPH	DIFF	TIME OF DAY			
1 -	OUTLAP	104.6	1:01.673	92.1	31.853	108.7		13:07:24.807			
2 -	28.166	113.7	53.601	105.1	30.215	109.4	1:51.982	86.54	2.074	13:09:16.789	
3 -	27.880	114.3	52.846	<b>106.0</b>	31.507	108.5	1:52.233	86.34	2.325	13:11:09.022	
4 -	27.704	115.3	52.837	105.6	30.170	109.8	1:50.711	87.53	0.803	13:12:59.733	
5 -	28.045	111.4	55.884	104.5	30.955	110.7	1:54.884	84.35	4.976	13:14:54.617	
6 -	28.354	112.7	54.286	103.8	31.010	104.3	1:53.650	85.27	3.742	13:16:48.267	
7 -	27.738	114.9	53.398	75.8	33.546	109.2	1:54.682	84.50	4.774	13:18:42.949	
8 -	27.343	114.7	<b>52.226</b>	105.6	30.570	110.1	1:50.139	<b>(2)</b>	87.99	0.231	13:20:33.088
<b>9 -</b>	<b>27.315</b>	113.7	52.480	105.3	<b>30.113</b>	<b>110.9</b>	<b>1:49.908</b>	<b>(1)</b>	<b>88.17</b>		<b>13:22:22.996</b>

Weather / Track : Sunny / Dry

Oulton Park International  
Circuit Length = 2.6920 miles  
Start: 13:05 Flag 13:25 End: 13:27

# MCRCB BULLETIN TK032

## 2014 MCE British Superbike Championship - Round 2

### 2014 Motul British Motostar Championship

#### FREE PRACTICE 2 - SECTOR ANALYSIS

SECTOR 1 = FL to I1, SECTOR 2 = I1 to I2, SECTOR 3 = I2 to FL, DIFF = Difference To Personal Best Lap

10 -	27.453	<b>116.1</b>	52.562	<b>106.0</b>	30.311	110.3	1:50.326 (3)	87.84	0.418	13:24:13.322
11 -	27.735	106.0	1:05.210	72.8	34.482	98.1	2:07.427	76.05	17.519	13:26:20.749

P6		17		James FLITCROFT		Nykos - Kinpac Racing				
LAP	SECTOR 1		SECTOR 2		SECTOR 3		LAP TIME	MPH	DIFF	TIME OF DAY
1 -	OUTLAP	107.8	56.603	103.7	32.277	106.5				13:07:02.824
2 -	28.957	<b>115.3</b>	1:03.008	102.9	31.940	105.5	2:03.905	78.21	13.465	13:09:06.729
3 -	27.833	114.7	54.010	102.7	31.123	108.2	1:52.966	85.78	2.526	13:10:59.695
4 -	28.106	112.2	56.343	89.3	33.551	106.5	1:58.000	82.12	7.560	13:12:57.695
5 -	27.559	113.9	53.065	<b>103.8</b>	31.361	106.8	1:51.985	86.54	1.545	13:14:49.680
6 -	27.485	113.9	53.688	<b>103.8</b>	31.455	106.6	1:52.628	86.04	2.188	13:16:42.308
7 -	31.385	94.6	55.566	103.5	31.983	107.7	1:58.934	81.48	8.494	13:18:41.242
8 -	27.409	113.5	52.875	<b>103.8</b>	30.587	107.8	1:50.871 (3)	87.41	0.431	13:20:32.113
9 -	<b>27.343</b>	112.9	<b>52.489</b>	102.6	30.608	<b>108.9</b>	<b>1:50.440 (1)</b>	<b>87.75</b>		<b>13:22:22.553</b>
10 -	27.701	110.9	52.555	103.7	<b>30.448</b>	108.0	1:50.704 (2)	87.54	0.264	13:24:13.257
11 -	27.756	112.0	58.346	102.2	31.165	96.8	1:57.267	82.64	6.827	13:26:10.524

P7		65		Josh OWENS		Honda - RCD Motorsport				
LAP	SECTOR 1		SECTOR 2		SECTOR 3		LAP TIME	MPH	DIFF	TIME OF DAY
1 -	OUTLAP	111.6	57.764	104.5	31.390	<b>110.3</b>				13:07:06.610
2 -	28.418	113.9	55.274	104.5	31.024	108.5	1:54.716	84.48	3.945	13:09:01.326
3 -	29.101	101.5	57.085	104.3	31.358	107.8	1:57.544	82.44	6.773	13:10:58.870
4 -	28.471	113.5	54.356	104.3	31.178	110.1	1:54.005	85.00	3.234	13:12:52.875
5 -	27.504	114.5	53.584	104.6	30.613	110.0	1:51.701 (3)	86.76	0.930	13:14:44.576
6 -	27.692	111.4	53.299	<b>105.1</b>	<b>30.334</b>	108.9	1:51.325 (2)	87.05	0.554	13:16:35.901
7 -	<b>27.486</b>	<b>115.5</b>	52.873	103.8	30.412	109.2	<b>1:50.771 (1)</b>	<b>87.48</b>		<b>13:18:26.672</b>

P8		35		Elliot LODGE		Honda - SP125 / Spike Racing				
LAP	SECTOR 1		SECTOR 2		SECTOR 3		LAP TIME	MPH	DIFF	TIME OF DAY
1 -	OUTLAP	106.1	56.163	100.7	32.813	103.4				13:07:02.773
2 -	29.059	<b>112.2</b>	56.261	101.9	31.418	104.2	1:56.738	83.01	5.822	13:08:59.511
3 -	28.213	109.1	59.007	98.9	31.081	105.3	1:58.301	81.92	7.385	13:10:57.812
4 -	28.063	110.5	54.385	100.6	31.101	104.5	1:53.549	85.34	2.633	13:12:51.361
5 -	28.078	110.3	53.691	102.6	31.157	106.8	1:52.926	85.81	2.010	13:14:44.287
6 -	<b>27.340</b>	111.6	52.887	100.7	<b>30.689</b>	106.1	<b>1:50.916 (1)</b>	<b>87.37</b>		<b>13:16:35.203</b>
7 -	27.707	111.6	53.224	99.8	30.884	<b>107.0</b>	1:51.815 (2)	86.67	0.899	13:18:27.018
8 -	27.618	111.1	<b>52.778</b>	<b>103.0</b>	31.802	104.2	1:52.198 (3)	86.37	1.282	13:20:19.216
9 -	27.951	108.5	53.321	100.9	IN PIT		2:00.108 P	80.68	9.192	13:22:19.324
10 -	OUTLAP	104.8	55.504	100.7	31.282	103.0	4:16.270	37.81	2:25.354	13:26:35.594

P9		86 M3		Charlie NESBITT		Repli-Cast - Repli-Cast UK				
LAP	SECTOR 1		SECTOR 2		SECTOR 3		LAP TIME	MPH	DIFF	TIME OF DAY
1 -	OUTLAP	110.0	56.456	<b>105.6</b>	31.764	105.8				13:07:02.534
2 -	29.134	112.9	56.109	103.7	30.663	<b>108.2</b>	1:55.906	83.61	4.738	13:08:58.440
3 -	28.165	<b>115.1</b>	54.148	104.6	31.057	<b>108.2</b>	1:53.370	85.48	2.202	13:10:51.810
4 -	27.960	113.5	53.769	103.7	31.285	107.2	1:53.014	85.75	1.846	13:12:44.824
5 -	28.155	112.2	53.504	103.0	30.846	105.3	1:52.505	86.14	1.337	13:14:37.329
6 -	27.857	113.7	53.352	102.7	30.625	107.2	1:51.834	86.65	0.666	13:16:29.163
7 -	<b>27.549</b>	113.7	<b>52.998</b>	102.9	30.621	107.3	<b>1:51.168 (1)</b>	<b>87.17</b>		<b>13:18:20.331</b>
8 -	28.123	113.3	53.153	104.5	<b>30.197</b>	107.7	1:51.473	86.93	0.305	13:20:11.804
9 -	27.740	112.0	53.062	103.4	30.582	<b>108.2</b>	1:51.384 (3)	87.00	0.216	13:22:03.188
10 -	27.569	113.5	53.267	104.2	30.387	107.5	1:51.223 (2)	87.13	0.055	13:23:54.411
11 -	27.754	112.5	53.027	103.5	30.799	105.1	1:51.580	86.85	0.412	13:25:45.991

P10		42 M3		James HOBSON		Honda - Two 4 Motorsport				
LAP	SECTOR 1		SECTOR 2		SECTOR 3		LAP TIME	MPH	DIFF	TIME OF DAY
1 -	OUTLAP	113.1	57.992	108.0	31.640	113.1				13:07:06.155
2 -	29.501	115.7	55.823	107.8	31.546	110.9	1:56.870	82.92	4.997	13:09:03.025
3 -	29.004	115.7	54.890	107.3	31.555	110.9	1:55.449	83.94	3.576	13:10:58.474
4 -	28.700	115.9	54.706	<b>108.4</b>	31.281	<b>113.9</b>	1:54.687	84.50	2.814	13:12:53.161

Weather / Track : Sunny / Dry

Oulton Park International  
Circuit Length = 2.6920 miles  
Start: 13:05 Flag 13:25 End: 13:27

# MCRCB BULLETIN TK032

## 2014 MCE British Superbike Championship - Round 2

### 2014 Motul British Motostar Championship

#### FREE PRACTICE 2 - SECTOR ANALYSIS

SECTOR 1 = FL to I1, SECTOR 2 = I1 to I2, SECTOR 3 = I2 to FL, DIFF = Difference To Personal Best Lap

5 -	28.800	116.1	54.627	101.3	31.375	112.0	1:54.802	84.41	2.929	13:14:47.963
6 -	28.366	115.5	54.312	106.5	31.333	111.6	1:54.011	85.00	2.138	13:16:41.974
7 -	28.591	114.9	53.807	106.0	30.798	112.0	1:53.196	85.61	1.323	13:18:35.170
8 -	28.977	113.7	54.078	107.0	31.429	111.4	1:54.484	84.65	2.611	13:20:29.654
9 -	28.443	113.3	53.609	106.5	<b>30.584</b>	112.4	1:52.636 (3)	86.04	0.763	13:22:22.290
10 -	28.080	115.3	<b>53.317</b>	107.3	30.623	112.2	1:52.020 (2)	86.51	0.147	13:24:14.310
11 -	<b>27.840</b>	<b>116.5</b>	53.429	107.3	30.604	110.3	<b>1:51.873 (1)</b>	<b>86.62</b>		<b>13:26:06.183</b>

P11	72	Alex PERSSON					Honda - PWR / Nordgren Racing				
LAP		SECTOR 1		SECTOR 2		SECTOR 3		LAP TIME	MPH	DIFF	TIME OF DAY
1 -	OUTLAP	110.0	56.150	102.9	32.912	106.0					13:07:02.382
2 -	29.180	112.5	54.574	104.3	31.793	107.2	1:55.547	83.87	3.360		13:08:57.929
3 -	28.532	111.6	53.906	103.8	31.238	108.9	1:53.676	85.25	1.489		13:10:51.605
4 -	28.030	111.8	53.831	104.0	31.153	107.3	1:53.014	85.75	0.827		13:12:44.619
5 -	28.290	111.8	53.402	104.5	31.318	108.0	1:53.010	85.75	0.823		13:14:37.629
6 -	28.357	111.4	54.031	104.2	30.899	<b>109.2</b>	1:53.287	85.54	1.100		13:16:30.916
7 -	<b>27.783</b>	<b>112.7</b>	53.386	100.9	31.018	107.8	<b>1:52.187 (1)</b>	<b>86.38</b>			<b>13:18:23.103</b>
8 -	28.787	107.5	53.214	104.6	<b>30.663</b>	108.9	1:52.664	86.01	0.477		13:20:15.767
9 -	28.315	110.9	53.303	104.2	31.172	<b>109.2</b>	1:52.790	85.92	0.603		13:22:08.557
10 -	28.388	110.5	<b>53.143</b>	<b>104.8</b>	30.845	108.4	1:52.376 (2)	86.23	0.189		13:24:00.933
11 -	27.999	111.8	53.641	104.6	30.950	107.0	1:52.590 (3)	86.07	0.403		13:25:53.523

P12	164	Anthony ALONSO					Honda - SP125 / BARF Racing				
LAP		SECTOR 1		SECTOR 2		SECTOR 3		LAP TIME	MPH	DIFF	TIME OF DAY
1 -	OUTLAP	106.1	56.689	101.2	31.647	<b>104.8</b>					13:07:05.131
2 -	28.555	108.4	54.635	101.8	31.606	103.7	1:54.796	84.42	2.512		13:08:59.927
3 -	28.236	109.8	53.766	99.5	31.302	103.0	1:53.304 (3)	85.53	1.020		13:10:53.231
4 -	28.396	108.4	54.146	98.8	31.239	102.4	1:53.781	85.17	1.497		13:12:47.012
5 -	28.232	108.5	<b>53.517</b>	98.8	31.223	103.0	1:52.972 (2)	85.78	0.688		13:14:39.984
6 -	28.302	108.5	53.906	99.5	31.109	104.6	1:53.317	85.52	1.033		13:16:33.301
7 -	<b>27.947</b>	<b>110.0</b>	53.528	99.2	<b>30.809</b>	104.5	<b>1:52.284 (1)</b>	<b>86.31</b>			<b>13:18:25.585</b>

P13	41	Milo WARD					Luyten Honda - FPW Racing				
LAP		SECTOR 1		SECTOR 2		SECTOR 3		LAP TIME	MPH	DIFF	TIME OF DAY
1 -	OUTLAP	104.2	1:02.929	95.1	33.953	101.6					13:07:49.829
2 -	29.624	108.0	55.643	98.5	32.553	100.4	1:57.820	82.25	5.486		13:09:47.649
3 -	28.620	108.0	54.150	98.8	31.611	102.2	1:54.381	84.72	2.047		13:11:42.030
4 -	33.906	66.4	1:08.495	81.5	IN PIT		2:24.596 P	67.02	32.262		13:14:06.626
5 -	OUTLAP	87.9	1:08.588	94.2	31.779	102.6	2:25.701	66.51	33.367		13:16:32.327
6 -	27.988	<b>110.1</b>	56.226	96.4	31.394	<b>104.0</b>	1:55.608	83.82	3.274		13:18:27.935
7 -	<b>27.705</b>	110.0	53.137	<b>99.4</b>	31.492	102.2	<b>1:52.334 (1)</b>	<b>86.27</b>			<b>13:20:20.269</b>
8 -	28.204	107.7	53.676	98.5	31.374	103.4	1:53.254 (3)	85.57	0.920		13:22:13.523
9 -	27.950	108.4	<b>53.082</b>	<b>99.4</b>	<b>31.348</b>	101.9	1:52.380 (2)	86.23	0.046		13:24:05.903

P14	69 M3	Tom BOOTH-AMOS					BMS Pre M3 - FAB Racing BMS Pre Moto3				
LAP		SECTOR 1		SECTOR 2		SECTOR 3		LAP TIME	MPH	DIFF	TIME OF DAY
1 -	OUTLAP	101.0	56.354	98.2	32.380	100.7					13:07:02.560
2 -	28.999	106.6	54.307	96.9	31.671	100.1	1:54.977	84.28	2.387		13:08:57.537
3 -	28.693	105.3	53.729	96.9	31.680	101.3	1:54.102	84.93	1.512		13:10:51.639
4 -	28.230	<b>108.7</b>	55.605	89.0	IN PIT		2:02.469 P	79.13	9.879		13:12:54.108
5 -	OUTLAP	106.3	54.667	<b>98.3</b>	31.430	<b>103.4</b>	4:05.862	39.41	2:13.272		13:16:59.970
6 -	28.117	<b>108.7</b>	53.932	96.9	31.224	101.6	1:53.273 (3)	85.55	0.683		13:18:53.243
7 -	<b>28.096</b>	105.8	<b>52.913</b>	96.6	31.581	101.3	<b>1:52.590 (1)</b>	<b>86.07</b>			<b>13:20:45.833</b>
8 -	28.585	105.0	1:16.811	94.7	31.483	101.9	2:16.879	70.80	24.289		13:23:02.712
9 -	28.389	105.1	53.195	96.9	<b>31.107</b>	101.2	1:52.691 (2)	85.99	0.101		13:24:55.403

P15	79 M3	Chris TAYLOR					Honda - Ducati Coventry				
LAP		SECTOR 1		SECTOR 2		SECTOR 3		LAP TIME	MPH	DIFF	TIME OF DAY
1 -	OUTLAP	111.2	57.751	<b>105.8</b>	31.642	109.6					13:07:05.370
2 -	28.981	112.9	55.082	105.0	30.985	<b>110.9</b>	1:55.048	84.23	1.944		13:09:00.418

Weather / Track : Sunny / Dry

Oulton Park International  
Circuit Length = 2.6920 miles  
Start: 13:05 Flag 13:25 End: 13:27



MCRCB BULLETIN TK032

2014 MCE British Superbike Championship - Round 2

2014 Motul British Motostar Championship

FREE PRACTICE 2 - SECTOR ANALYSIS

SECTOR 1 = FL to I1, SECTOR 2 = I1 to I2, SECTOR 3 = I2 to FL, DIFF = Difference To Personal Best Lap

3 -	28.476	<b>114.5</b>	54.734	103.8	31.330	108.4	1:54.540	<b>(3)</b>	84.61	1.436	13:10:54.958
4 -	28.236	113.3	54.786	102.7	31.638	107.8	1:54.660		84.52	1.556	13:12:49.618
5 -	28.213	113.1	54.925	99.8	31.600	110.1	1:54.738		84.46	1.634	13:14:44.356
6 -	28.501	113.1	56.182	100.9	IN PIT		2:04.942	<b>P</b>	77.56	11.838	13:16:49.298
7 -	OUTLAP	109.8	56.701	103.4	31.589	108.0	2:46.422		58.23	53.318	13:19:35.720
8 -	28.441	111.6	54.563	102.6	31.813	109.1	1:54.817		84.40	1.713	13:21:30.537
<b>9 -</b>	<b>28.162</b>	113.7	54.166	104.0	<b>30.776</b>	109.1	<b>1:53.104</b>	<b>(1)</b>	<b>85.68</b>		<b>13:23:23.641</b>
10 -	28.372	113.1	<b>53.968</b>	103.8	31.345	107.8	1:53.685	<b>(2)</b>	85.24	0.581	13:25:17.326

<b>P16 64</b>		<b>Asher DURHAM</b>		Honda - SP125Racing.com								
LAP	SECTOR 1	SECTOR 2	SECTOR 3	LAP TIME	MPH	DIFF	TIME OF DAY					
1 -	OUTLAP	106.3	58.518	<b>100.3</b>	32.180	<b>103.5</b>						13:07:07.336
2 -	28.800	<b>110.0</b>	56.080	99.7	32.170	101.3	1:57.050		82.79	3.020	13:09:04.386	
3 -	29.550	108.7	55.172	99.5	31.511	103.4	1:56.233		83.37	2.203	13:11:00.619	
4 -	28.400	108.7	54.567	99.1	31.195	<b>103.5</b>	1:54.162	<b>(2)</b>	84.89	0.132	13:12:54.781	
5 -	<b>28.350</b>	109.2	55.160	98.8	31.754	103.4	1:55.264		84.07	1.234	13:14:50.045	
6 -	28.427	107.5	54.396	99.7	31.755	102.2	1:54.578		84.58	0.548	13:16:44.623	
7 -	28.562	108.9	54.238	98.5	31.674	102.6	1:54.474	<b>(3)</b>	84.65	0.444	13:18:39.097	
8 -	28.604	107.5	54.448	99.8	31.807	101.2	1:54.859		84.37	0.829	13:20:33.956	
9 -	30.910	98.8	55.729	99.8	<b>31.184</b>	102.9	1:57.823		82.25	3.793	13:22:31.779	
<b>10 -</b>	28.474	106.5	<b>54.204</b>	98.9	31.352	102.2	<b>1:54.030</b>	<b>(1)</b>	<b>84.98</b>		<b>13:24:25.809</b>	
11 -	28.565	105.3	58.887	95.4	32.443	97.3	1:59.895		80.83	5.865	13:26:25.704	

<b>P17 43</b>		<b>Arnie SHELTON</b>		Honda - e3 Motorsport with Shelton Racing								
LAP	SECTOR 1	SECTOR 2	SECTOR 3	LAP TIME	MPH	DIFF	TIME OF DAY					
1 -	OUTLAP	104.3	1:00.093	99.8	33.493	106.5						13:08:18.972
2 -	30.046	110.1	57.544	100.7	32.520	105.6	2:00.110		80.68	5.984	13:10:19.082	
3 -	28.946	109.6	56.369	101.8	32.162	106.1	1:57.477		82.49	3.351	13:12:16.559	
4 -	28.998	111.2	55.112	101.2	32.152	107.2	1:56.262		83.35	2.136	13:14:12.821	
5 -	28.904	109.8	54.780	102.1	31.400	107.2	1:55.084	<b>(2)</b>	84.21	0.958	13:16:07.905	
<b>6 -</b>	<b>28.589</b>	112.0	<b>54.358</b>	<b>102.9</b>	<b>31.179</b>	<b>108.9</b>	<b>1:54.126</b>	<b>(1)</b>	<b>84.91</b>		<b>13:18:02.031</b>	
7 -	29.326	<b>112.9</b>	54.468	101.3	31.462	106.0	1:55.256	<b>(3)</b>	84.08	1.130	13:19:57.287	

<b>P18 25 M3</b>		<b>Mike BROUWERS</b>		Honda - Joma / Brouwers Racing Team								
LAP	SECTOR 1	SECTOR 2	SECTOR 3	LAP TIME	MPH	DIFF	TIME OF DAY					
1 -	OUTLAP	103.7	59.134	<b>102.4</b>	32.517	105.1						13:07:10.755
2 -	29.679	108.2	56.250	101.0	32.032	104.0	1:57.961		82.15	3.795	13:09:08.716	
3 -	28.596	109.4	54.836	100.7	31.618	104.6	1:55.050		84.23	0.884	13:11:03.766	
4 -	<b>28.087</b>	110.9	54.599	101.8	31.976	105.0	1:54.662	<b>(3)</b>	84.52	0.496	13:12:58.428	
5 -	28.429	109.4	55.463	100.3	31.868	105.3	1:55.760		83.71	1.594	13:14:54.188	
6 -	28.649	110.1	55.345	100.9	31.640	103.5	1:55.634		83.81	1.468	13:16:49.822	
7 -	28.482	<b>111.4</b>	55.302	100.4	31.490	<b>106.5</b>	1:55.274		84.07	1.108	13:18:45.096	
8 -	29.770	98.5	59.453	92.0	32.568	105.6	2:01.791		79.57	7.625	13:20:46.887	
<b>9 -</b>	28.202	109.8	<b>54.486</b>	100.4	31.478	105.1	<b>1:54.166</b>	<b>(1)</b>	<b>84.88</b>		<b>13:22:41.053</b>	
10 -	28.936	92.4	56.588	100.3	31.573	104.2	1:57.097		82.76	2.931	13:24:38.150	
11 -	28.355	107.8	54.541	101.0	<b>31.475</b>	102.7	1:54.371	<b>(2)</b>	84.73	0.205	13:26:32.521	

<b>P19 11</b>		<b>Joseph THOMAS</b>		Honda - Moto UK Racing								
LAP	SECTOR 1	SECTOR 2	SECTOR 3	LAP TIME	MPH	DIFF	TIME OF DAY					
1 -	OUTLAP	110.3	58.705	95.5	33.245	<b>106.5</b>						13:07:11.076
2 -	29.424	111.6	57.278	101.0	31.799	105.1	1:58.501		81.78	4.284	13:09:09.577	
3 -	29.191	<b>112.2</b>	56.964	96.8	IN PIT		2:06.964	<b>P</b>	76.33	12.747	13:11:16.541	
4 -	OUTLAP	110.0	56.917	100.3	31.734	105.1	2:35.586		62.28	41.369	13:13:52.127	
5 -	28.900	109.6	55.109	<b>101.2</b>	31.415	104.8	1:55.424	<b>(3)</b>	83.96	1.207	13:15:47.551	
6 -	28.418	110.5	55.835	99.7	31.259	105.5	1:55.512		83.89	1.295	13:17:43.063	
<b>7 -</b>	28.374	110.5	54.814	100.6	<b>31.029</b>	105.1	<b>1:54.217</b>	<b>(1)</b>	<b>84.84</b>		<b>13:19:37.280</b>	
8 -	<b>28.285</b>	109.6	<b>54.681</b>	100.9	31.451	104.5	1:54.417	<b>(2)</b>	84.70	0.200	13:21:31.697	

MCRCB BULLETIN TK032

2014 MCE British Superbike Championship - Round 2

2014 Motul British Motostar Championship

FREE PRACTICE 2 - SECTOR ANALYSIS

SECTOR 1 = FL to I1, SECTOR 2 = I1 to I2, SECTOR 3 = I2 to FL, DIFF = Difference To Personal Best Lap

P20		6		Taz TAYLOR		Luyten Honda - FPW Racing / Hookless Holidays					
LAP		SECTOR 1		SECTOR 2		SECTOR 3		LAP TIME	MPH	DIFF	TIME OF DAY
1 -	OUTLAP	107.5		56.958	103.5	32.404	107.5				13:07:12.620
2 -	<b>28.822</b>	113.9		56.890	104.6	31.545	<b>108.9</b>	1:57.257 (2)	82.65	2.650	13:09:09.877
3 -	28.865	<b>114.1</b>		<b>54.535</b>	<b>105.0</b>	<b>31.207</b>	106.6	<b>1:54.607 (1)</b>	<b>84.56</b>		<b>13:11:04.484</b>

P21		84		Daniel HERMANSSON		TSR Luyten - FPW Racing					
LAP		SECTOR 1		SECTOR 2		SECTOR 3		LAP TIME	MPH	DIFF	TIME OF DAY
1 -	OUTLAP	108.7		59.269	100.0	34.367	104.5				13:07:12.004
2 -	29.234	110.5		58.885	99.5	32.667	103.5	2:00.786	80.23	6.132	13:09:12.790
3 -	28.842	<b>112.7</b>		55.051	102.2	33.539	103.8	1:57.432	82.52	2.778	13:11:10.222
4 -	28.613	112.5		55.007	102.1	31.807	105.3	1:55.427 (3)	83.96	0.773	13:13:05.649
5 -	28.619	111.6		55.251	100.4	31.982	<b>105.8</b>	1:55.852	83.65	1.198	13:15:01.501
6 -	28.795	112.4		1:00.376	96.9	32.801	105.1	2:01.972	79.45	7.318	13:17:03.473
7 -	28.733	111.1		55.266	100.9	32.224	103.7	1:56.223	83.38	1.569	13:18:59.696
8 -	29.029	110.9		54.769	100.7	33.187	105.1	1:56.985	82.84	2.331	13:20:56.681
9 -	28.448	110.3		57.052	98.5	32.009	105.0	1:57.509	82.47	2.855	13:22:54.190
10 -	<b>28.264</b>	110.3		<b>54.629</b>	<b>102.6</b>	31.761	104.3	<b>1:54.654 (1)</b>	<b>84.52</b>		<b>13:24:48.844</b>
11 -	28.380	110.3		55.119	101.9	<b>31.587</b>	103.4	1:55.086 (2)	84.20	0.432	13:26:43.930

P22		144		Mark CLAYTON		Ha - MC Racing					
LAP		SECTOR 1		SECTOR 2		SECTOR 3		LAP TIME	MPH	DIFF	TIME OF DAY
1 -	OUTLAP	95.4		1:06.511	92.5	35.994	100.7				13:07:35.654
2 -	31.402	108.9		59.739	102.2	33.385	105.6	2:04.526	77.82	9.312	13:09:40.180
3 -	30.824	106.5		57.336	102.7	32.782	<b>108.0</b>	2:00.942	80.13	5.728	13:11:41.122
4 -	30.574	110.9		56.532	102.4	32.306	107.3	1:59.412	81.15	4.198	13:13:40.534
5 -	29.153	110.9		56.055	102.7	32.065	107.3	1:57.273	82.63	2.059	13:15:37.807
6 -	29.299	110.9		55.568	103.4	31.763	107.3	1:56.630	83.09	1.416	13:17:34.437
7 -	29.089	112.0		55.270	103.7	31.684	107.0	1:56.043 (3)	83.51	0.829	13:19:30.480
8 -	28.836	111.6		<b>54.834</b>	<b>104.3</b>	<b>31.544</b>	107.5	<b>1:55.214 (1)</b>	<b>84.11</b>		<b>13:21:25.694</b>
9 -	<b>28.558</b>	<b>112.7</b>		55.063	<b>104.3</b>	31.959	106.8	1:55.580 (2)	83.84	0.366	13:23:21.274
10 -	28.914	110.7		55.429	100.9	33.096	102.4	1:57.439	82.52	2.225	13:25:18.713

P23		47		Jake ARCHER		Honda - Jake Archer Racing					
LAP		SECTOR 1		SECTOR 2		SECTOR 3		LAP TIME	MPH	DIFF	TIME OF DAY
1 -	OUTLAP	111.2		58.208	<b>104.8</b>	32.324	<b>107.8</b>				13:07:07.901
2 -	28.840	<b>112.5</b>		56.301	102.1	31.807	105.5	1:56.948	82.86	1.589	13:09:04.849
3 -	29.344	110.7		55.563	103.5	31.694	106.8	1:56.601	83.11	1.242	13:11:01.450
4 -	<b>28.512</b>	111.2		55.774	103.0	32.149	102.7	1:56.435	83.23	1.076	13:12:57.885
5 -	28.662	110.9		55.708	101.3	31.681	107.0	1:56.051 (3)	83.50	0.692	13:14:53.936
6 -	28.882	111.1		<b>54.836</b>	103.5	31.641	107.2	<b>1:55.359 (1)</b>	<b>84.00</b>		<b>13:16:49.295</b>
7 -	28.934	<b>112.5</b>		54.939	101.9	31.744	107.7	1:55.617 (2)	83.82	0.258	13:18:44.912
8 -	29.026	108.4		55.026	103.0	IN PIT		2:03.079 P	78.74	7.720	13:20:47.991
9 -	OUTLAP	109.8		55.639	101.8	<b>31.499</b>	<b>107.8</b>	2:36.499	61.92	41.140	13:23:24.490
10 -	29.050	110.1		55.043	103.2	32.028	106.3	1:56.121	83.45	0.762	13:25:20.611

P24		19		Kai JOHNSON		Nykos - Kinpac Racing					
LAP		SECTOR 1		SECTOR 2		SECTOR 3		LAP TIME	MPH	DIFF	TIME OF DAY
1 -	OUTLAP	108.2		1:00.489	101.5	33.063	105.0				13:07:13.807
2 -	28.990	108.4		57.438	100.7	32.639	105.1	1:59.067	81.39	3.148	13:09:12.874
3 -	28.950	<b>110.9</b>		56.723	100.7	32.122	105.6	1:57.795	82.27	1.876	13:11:10.669
4 -	28.423	<b>110.9</b>		55.972	101.0	32.039	104.5	1:56.434	83.23	0.515	13:13:07.103
5 -	28.442	110.1		56.027	100.3	<b>31.805</b>	105.8	1:56.274 (3)	83.34	0.355	13:15:03.377
6 -	28.217	110.0		55.612	101.2	32.090	106.6	<b>1:55.919 (1)</b>	<b>83.60</b>		<b>13:16:59.296</b>
7 -	28.485	110.3		56.360	100.9	32.402	105.5	1:57.247	82.65	1.328	13:18:56.543
8 -	<b>28.198</b>	108.7		<b>55.091</b>	<b>101.6</b>	32.833	<b>107.0</b>	1:56.122 (2)	83.45	0.203	13:20:52.665
9 -	28.677	108.4		56.048	100.4	32.544	104.3	1:57.269	82.64	1.350	13:22:49.934
10 -	28.942	106.8		56.213	100.0	31.865	103.7	1:57.020	82.81	1.101	13:24:46.954
11 -	28.684	107.5		56.287	100.0	32.100	105.5	1:57.071	82.78	1.152	13:26:44.025

Weather / Track : Sunny / Dry

Oulton Park International  
Circuit Length = 2.6920 miles  
Start: 13:05 Flag 13:25 End: 13:27

# MCRCB BULLETIN TK032

## 2014 MCE British Superbike Championship - Round 2

### 2014 Motul British Motostar Championship

#### FREE PRACTICE 2 - SECTOR ANALYSIS

SECTOR 1 = FL to I1, SECTOR 2 = I1 to I2, SECTOR 3 = I2 to FL, DIFF = Difference To Personal Best Lap

P25		13 M3		Sam BURMAN		Honda - WNT / Burman Racing					
LAP		SECTOR 1		SECTOR 2		SECTOR 3	LAP TIME	MPH	DIFF	TIME OF DAY	
1 -	OUTLAP	110.5		56.541	102.6	32.370	108.0			13:07:01.796	
2 -	29.397	112.4		56.690	100.7	32.378	109.4	1:58.465	81.80	2.425	13:09:00.261
3 -	29.079	115.1		55.410	103.5	31.970	108.9	1:56.459 (3)	83.21	0.419	13:10:56.720
4 -	28.837	113.3		55.540	103.7	31.663	110.0	1:56.040 (1)	83.51		13:12:52.760
5 -	28.456	115.3		55.270	101.8	IN PIT		2:02.091 P	79.37	6.051	13:14:54.851
6 -	OUTLAP	110.9		57.061	101.9	32.115	108.9	2:36.148	62.06	40.108	13:17:30.999
7 -	29.159	112.4		55.606	102.4	32.120	108.0	1:56.885	82.91	0.845	13:19:27.884
8 -	28.705	112.0		55.587	101.3	32.343	108.2	1:56.635	83.09	0.595	13:21:24.519
9 -	28.809	112.7		55.605	103.0	32.698	110.0	1:57.112	82.75	1.072	13:23:21.631
10 -	29.018	112.5		55.256	103.2	31.914	108.7	1:56.188 (2)	83.41	0.148	13:25:17.819

P26		4		Louis VALLELEY		KTM - Century 21 / Cresswell Racing					
LAP		SECTOR 1		SECTOR 2		SECTOR 3	LAP TIME	MPH	DIFF	TIME OF DAY	
1 -	OUTLAP	108.4		58.258	102.6	32.485	105.5				13:07:10.573
2 -	29.839	108.0		56.861	102.2	32.102	105.5	1:58.802 (3)	81.57	2.602	13:09:09.375
3 -	29.330	108.5		56.439	101.6	31.912	104.6	1:57.681 (2)	82.35	1.481	13:11:07.056
4 -	29.626	107.7		55.145	101.8	IN PIT		2:04.485 P	77.85	8.285	13:13:11.541
5 -	OUTLAP	107.0		55.449	101.0	32.019	104.5	2:44.814	58.80	48.614	13:15:56.355
6 -	29.072	107.7		55.409	100.0	31.719	104.0	1:56.200 (1)	83.40		13:17:52.555

P27		90		Greg GREENWOOD		Luyten Honda - FPW Racing					
LAP		SECTOR 1		SECTOR 2		SECTOR 3	LAP TIME	MPH	DIFF	TIME OF DAY	
1 -	OUTLAP	104.6		59.321	100.3	33.867	106.3				13:07:11.128
2 -	29.506	105.0		58.925	101.5	32.420	105.0	2:00.851	80.19	4.602	13:09:11.979
3 -	28.616	112.0		55.655	101.9	32.260	105.6	1:56.531 (2)	83.16	0.282	13:11:08.510
4 -	28.807	113.5		55.283	102.2	32.159	105.1	1:56.249 (1)	83.36		13:13:04.759
5 -	28.755	112.0		55.553	101.5	32.240	105.6	1:56.548 (3)	83.15	0.299	13:15:01.307
6 -	28.623	112.5		56.668	101.5	32.222	105.0	1:57.513	82.47	1.264	13:16:58.820
7 -	28.887	112.0		56.213	101.0	34.345	104.6	1:59.445	81.13	3.196	13:18:58.265
8 -	28.851	109.8		55.166	101.3	32.555	105.6	1:56.572	83.13	0.323	13:20:54.837
9 -	29.176	101.0		1:01.941	96.9	32.214	106.6	2:03.331	78.57	7.082	13:22:58.168

P28		45		Mark STRUDWICK		Honda - MTS Racing					
LAP		SECTOR 1		SECTOR 2		SECTOR 3	LAP TIME	MPH	DIFF	TIME OF DAY	
1 -	OUTLAP	106.1		58.230	96.6	32.797	103.4				13:07:05.483
2 -	29.631	108.5		56.880	100.6	32.168	101.9	1:58.679	81.65	2.047	13:09:04.162
3 -	29.732	107.0		56.246	100.6	32.023	102.2	1:58.001 (2)	82.12	1.369	13:11:02.163
4 -	29.150	107.5		55.058	101.0	32.424	103.0	1:56.632 (1)	83.09		13:12:58.795
5 -	29.792	106.8		56.134	99.5	IN PIT		2:04.968 P	77.55	8.336	13:15:03.763
6 -	OUTLAP	104.2		57.962	97.9	32.672	101.8	3:50.532	42.03	1:53.900	13:18:54.295
7 -	29.518	105.6		55.747	98.8	33.015	101.6	1:58.280	81.93	1.648	13:20:52.575
8 -	29.696	106.6		56.425	98.9	32.486	101.5	1:58.607	81.70	1.975	13:22:51.182
9 -	29.457	104.6		56.082	99.2	32.681	100.6	1:58.220 (3)	81.97	1.588	13:24:49.402
10 -	29.938	105.6		56.384	99.5	32.545	98.5	1:58.867	81.53	2.235	13:26:48.269

P29		7		Jamie ASHBY		Honda - JPA Racing / SP125					
LAP		SECTOR 1		SECTOR 2		SECTOR 3	LAP TIME	MPH	DIFF	TIME OF DAY	
1 -	OUTLAP	105.0		1:02.901	93.5	34.729	105.0				13:07:52.758
2 -	31.078	108.2		1:01.551	101.3	33.638	104.0	2:06.267	76.75	7.815	13:09:59.025
3 -	30.334	108.9		58.195	101.0	33.102	104.5	2:01.631	79.67	3.179	13:12:00.656
4 -	29.949	108.4		57.505	101.8	32.856	105.6	2:00.310	80.55	1.858	13:14:00.966
5 -	30.239	108.7		57.676	101.3	33.076	104.6	2:00.991	80.09	2.539	13:16:01.957
6 -	29.631	109.6		57.216	100.4	32.739	105.8	1:59.586	81.04	1.134	13:18:01.543
7 -	29.763	109.6		56.991	101.5	32.221	105.0	1:58.975 (3)	81.45	0.523	13:20:00.518
8 -	29.584	108.4		57.563	100.7	33.052	106.5	2:00.199	80.62	1.747	13:22:00.717
9 -	29.382	108.5		56.731	102.2	32.397	105.6	1:58.510 (2)	81.77	0.058	13:23:59.227
10 -	29.236	108.9		56.790	101.2	32.426	104.6	1:58.452 (1)	81.81		13:25:57.679

Weather / Track : Sunny / Dry

Oulton Park International  
Circuit Length = 2.6920 miles  
Start: 13:05 Flag 13:25 End: 13:27

# MCRCB BULLETIN TK032

## 2014 MCE British Superbike Championship - Round 2

### 2014 Motul British Motostar Championship

#### FREE PRACTICE 2 - SECTOR ANALYSIS

SECTOR 1 = FL to I1, SECTOR 2 = I1 to I2, SECTOR 3 = I2 to FL, DIFF = Difference To Personal Best Lap

P30		16 M3		Thomas DE VRIES		Honda - DAT Racing					
LAP		SECTOR 1		SECTOR 2		SECTOR 3	LAP TIME	MPH	DIFF	TIME OF DAY	
1 -	OUTLAP	106.1		1:00.168	97.6	33.912	102.6			13:07:13.954	
2 -		29.852	108.2	58.289	<b>99.2</b>	33.001	103.2	2:01.142	79.99	2.095	13:09:15.096
3 -		29.915	<b>108.4</b>	56.873	98.1	33.134	103.4	1:59.922	80.81	0.875	13:11:15.018
4 -		30.530	106.1	57.522	97.9	33.245	102.4	2:01.297	79.89	2.250	13:13:16.315
5 -		30.088	107.3	56.814	97.9	32.998	101.9	1:59.900	80.82	0.853	13:15:16.215
6 -		29.922	107.3	56.656	98.3	32.819	103.5	1:59.397 <b>(3)</b>	81.16	0.350	13:17:15.612
7 -		<b>29.689</b>	107.5	56.775	97.9	<b>32.676</b>	103.2	1:59.140 <b>(2)</b>	81.34	0.093	13:19:14.752
8 -		29.888	106.6	57.049	95.5	34.015	102.7	2:00.952	80.12	1.905	13:21:15.704
9 -		29.786	106.8	56.947	98.1	32.913	<b>103.8</b>	1:59.646	80.99	0.599	13:23:15.350
10 -		29.892	105.1	<b>56.224</b>	98.5	32.931	101.5	<b>1:59.047 (1)</b>	<b>81.40</b>		<b>13:25:14.397</b>

P31		44		Jake BAYFORD		Honda - Intek Adhesives by SGR Racing					
LAP		SECTOR 1		SECTOR 2		SECTOR 3	LAP TIME	MPH	DIFF	TIME OF DAY	
1 -	OUTLAP	84.7		1:04.650	91.6	34.719	100.9				13:07:29.842
2 -		31.090	105.8	1:00.659	93.2	34.250	101.2	2:05.999 <b>(3)</b>	76.91	6.486	13:09:35.841
3 -		31.239	105.6	59.543	91.9	33.871	101.2	2:04.653 <b>(2)</b>	77.74	5.140	13:11:40.494
4 -		30.611	106.3	58.566	97.3	IN PIT		2:12.867 <b>P</b>	72.93	13.354	13:13:53.361
5 -	OUTLAP	107.2		58.235	<b>98.1</b>	<b>33.187</b>	<b>103.5</b>	3:05.824	52.15	1:06.311	13:16:59.185
6 -		<b>29.245</b>	<b>110.9</b>	<b>56.930</b>	95.3	33.338	100.6	<b>1:59.513 (1)</b>	<b>81.08</b>		<b>13:18:58.698</b>
7 -		41.036	78.6	1:23.594	63.3	IN PIT		2:58.348 <b>P</b>	54.33	58.835	13:21:57.046

P32		3		Alex PLATT		Honda - Cresswell Racing					
LAP		SECTOR 1		SECTOR 2		SECTOR 3	LAP TIME	MPH	DIFF	TIME OF DAY	
1 -	OUTLAP	54.4		1:15.597	82.6	40.632	84.5				13:07:44.831
2 -		35.938	98.2	1:08.617	83.0	40.361	77.4	2:24.916 <b>(3)</b>	66.87	23.697	13:10:09.747
3 -		34.991	97.5	1:02.206	95.8	36.550	88.3	2:13.747 <b>(2)</b>	72.45	12.528	13:12:23.494
4 -		32.278	101.6	59.245	93.2	IN PIT		2:11.136 <b>P</b>	73.90	9.917	13:14:34.630
5 -	OUTLAP	102.7		57.900	95.7	33.798	96.1	2:36.362	61.97	35.143	13:17:10.992
6 -		30.340	<b>104.3</b>	<b>57.605</b>	<b>96.8</b>	<b>33.274</b>	<b>97.8</b>	<b>2:01.219 (1)</b>	<b>79.94</b>		<b>13:19:12.211</b>

P33		100		Stephen CAMPBELL		Honda - Campbell Racing					
LAP		SECTOR 1		SECTOR 2		SECTOR 3	LAP TIME	MPH	DIFF	TIME OF DAY	
1 -	OUTLAP	76.5		1:12.695	83.1	42.523	96.1				13:07:45.989
2 -		35.933	103.7	1:08.493	90.6	39.405	97.5	2:23.831	67.37	14.251	13:10:09.820
3 -		34.042	106.1	1:04.266	<b>99.7</b>	36.749	98.5	2:15.057	71.75	5.477	13:12:24.877
4 -		32.686	108.4	1:03.063	98.8	36.960	100.9	2:12.709	73.02	3.129	13:14:37.586
5 -		32.271	<b>109.1</b>	1:02.618	99.5	<b>35.674</b>	<b>104.2</b>	2:10.563 <b>(2)</b>	74.22	0.983	13:16:48.149
6 -		33.021	108.2	1:01.840	99.5	36.535	103.8	2:11.396	73.75	1.816	13:18:59.545
7 -		33.103	107.0	<b>1:01.267</b>	96.6	37.575	102.6	2:11.945	73.44	2.365	13:21:11.490
8 -		32.725	104.8	1:02.189	98.3	36.333	103.5	2:11.247 <b>(3)</b>	73.84	1.667	13:23:22.737
9 -		<b>32.166</b>	105.1	1:01.572	97.1	35.842	101.5	<b>2:09.580 (1)</b>	<b>74.79</b>		<b>13:25:32.317</b>

P34		24 M3		Daniel COSTILLA		Repli-Cast - Repli-Cast UK					
LAP		SECTOR 1		SECTOR 2		SECTOR 3	LAP TIME	MPH	DIFF	TIME OF DAY	
1 -	OUTLAP	111.6		<b>57.197</b>	<b>101.8</b>	<b>31.423</b>	<b>106.1</b>				<b>13:07:04.069</b>

**MCRCB BULLETIN TK033****2014 MCE British Superbike Championship - Round 2****2014 Motul British Motostar Championship****FREE PRACTICE 2 - BEST SPEEDS**

POS	SECTOR 1			SECTOR 2			FINISH LINE		
	NO	NAME	MPH	NO	NAME	MPH	NO	NAME	MPH
1	66	Joe IRVING	119.8	42	James HOBSON	108.4	42	James HOBSON	113.9
2	76	Ryan SAXELBY	117.7	66	Joe IRVING	108.2	76	Ryan SAXELBY	113.1
3	36	Jayson URIBE	117.1	76	Ryan SAXELBY	107.3	66	Joe IRVING	112.9
4	24	Daniel COSTILLA	116.5	36	Jayson URIBE	106.6	34	Jordan WEAVING	110.9
5	42	James HOBSON	116.5	34	Jordan WEAVING	106.0	36	Jayson URIBE	110.9
6	34	Jordan WEAVING	116.1	79	Chris TAYLOR	105.8	79	Chris TAYLOR	110.9
7	65	Josh OWENS	115.5	86	Charlie NESBITT	105.6	65	Josh OWENS	110.3
8	13	Sam BURMAN	115.3	65	Josh OWENS	105.1	13	Sam BURMAN	110.0
9	17	James FLITCROFT	115.3	6	Taz TAYLOR	105.0	72	Alex PERSSON	109.2
10	86	Charlie NESBITT	115.1	47	Jake ARCHER	104.8	6	Taz TAYLOR	108.9
11	79	Chris TAYLOR	114.5	72	Alex PERSSON	104.8	17	James FLITCROFT	108.9
12	6	Taz TAYLOR	114.1	12	Edward RENDELL	104.3	43	Arnie SHELTON	108.9
13	12	Edward RENDELL	114.1	144	Mark CLAYTON	104.3	86	Charlie NESBITT	108.2
14	90	Greg GREENWOOD	113.5	17	James FLITCROFT	103.8	12	Edward RENDELL	108.0
15	43	Arnie SHELTON	112.9	13	Sam BURMAN	103.7	144	Mark CLAYTON	108.0
16	72	Alex PERSSON	112.7	35	Elliot LODGE	103.0	47	Jake ARCHER	107.8
17	84	Daniel HERMANSSON	112.7	43	Arnie SHELTON	102.9	19	Kai JOHNSON	107.0
18	144	Mark CLAYTON	112.7	4	Louis VALLELEY	102.6	35	Elliot LODGE	107.0
19	47	Jake ARCHER	112.5	84	Daniel HERMANSSON	102.6	90	Greg GREENWOOD	106.6
20	11	Joseph THOMAS	112.2	25	Mike BROUWERS	102.4	7	Jamie ASHBY	106.5
21	35	Elliot LODGE	112.2	7	Jamie ASHBY	102.2	11	Joseph THOMAS	106.5
22	25	Mike BROUWERS	111.4	90	Greg GREENWOOD	102.2	25	Mike BROUWERS	106.5
23	19	Kai JOHNSON	110.9	164	Anthony ALONSO	102.1	24	Daniel COSTILLA	106.1
24	44	Jake BAYFORD	110.9	24	Daniel COSTILLA	101.8	84	Daniel HERMANSSON	105.8
25	41	Milo WARD	110.1	19	Kai JOHNSON	101.6	4	Louis VALLELEY	105.5
26	64	Asher DURHAM	110.0	11	Joseph THOMAS	101.2	164	Anthony ALONSO	104.8
27	164	Anthony ALONSO	110.0	45	Mark STRUDWICK	101.0	100	Stephen CAMPBELL	104.2
28	7	Jamie ASHBY	109.6	64	Asher DURHAM	100.3	41	Milo WARD	104.0
29	100	Stephen CAMPBELL	109.1	100	Stephen CAMPBELL	99.7	16	Thomas DE VRIES	103.8
30	69	Tom BOOTH-AMOS	108.7	41	Milo WARD	99.4	44	Jake BAYFORD	103.5
31	4	Louis VALLELEY	108.5	16	Thomas DE VRIES	99.2	64	Asher DURHAM	103.5
32	45	Mark STRUDWICK	108.5	69	Tom BOOTH-AMOS	98.3	45	Mark STRUDWICK	103.4
33	16	Thomas DE VRIES	108.4	44	Jake BAYFORD	98.1	69	Tom BOOTH-AMOS	103.4
34	3	Alex PLATT	104.3	3	Alex PLATT	96.8	3	Alex PLATT	97.8
35	82	Jon VINCENT	97.3	82	Jon VINCENT	69.1			

Weather / Track : Sunny / Dry

Oulton Park International  
Circuit Length = 2.6920 miles  
Start: 13:05 Flag 13:25 End: 13:27

Results can be found at [www.tsl-timing.com](http://www.tsl-timing.com)

Printed - 13:30 Saturday, 03 May 2014

# MCRCB BULLETIN TK034

## 2014 MCE British Superbike Championship - Round 2

### 2014 Motul British Motostar Championship

#### FREE PRACTICE 2 - BEST SECTORS

SECTOR 1			SECTOR 2			SECTOR 3			IDEAL / BEST COMPARISON						
POS	NO	NAME	TIME	NO	NAME	TIME	NO	NAME	TIME	POS	NO	NAME	IDEAL	BEST	DIFF
1	66	IRVING	26.780	12	RENDELL	50.912	66	IRVING	29.594				<b>PERFECT LAP</b>	<b>1:47.286</b>	
2	12	RENDELL	26.806	66	IRVING	51.238	12	RENDELL	29.754	1	12	RENDELL	1:47.472	1:47.615	0.143
3	76	SAXELBY	26.979	36	URIBE	51.720	76	SAXELBY	29.967	2	66	IRVING	1:47.612	1:47.929	0.317
4	34	WEAVING	27.315	76	SAXELBY	51.742	34	WEAVING	30.113	3	76	SAXELBY	1:48.688	1:48.888	0.200
5	35	LODGE	27.340	34	WEAVING	52.226	86	NESBITT	30.197	4	36	URIBE	1:49.448	1:49.887	0.439
6	17	FLITCROFT	27.343	17	FLITCROFT	52.489	36	URIBE	30.245	5	34	WEAVING	1:49.654	1:49.908	0.254
7	36	URIBE	27.483	65	OWENS	52.747	65	OWENS	30.334	6	17	FLITCROFT	1:50.280	1:50.440	0.160
8	65	OWENS	27.486	35	LODGE	52.778	17	FLITCROFT	30.448	7	65	OWENS	1:50.567	1:50.771	0.204
9	86	NESBITT	27.549	69	BOOTH-AMOS	52.913	42	HOBSON	30.584	8	86	NESBITT	1:50.744	1:51.168	0.424
10	41	WARD	27.705	86	NESBITT	52.998	72	PERSSON	30.663	9	35	LODGE	1:50.807	1:50.916	0.109
11	72	PERSSON	27.783	41	WARD	53.082	35	LODGE	30.689	10	72	PERSSON	1:51.589	1:52.187	0.598
12	24	COSTILLA	27.820	72	PERSSON	53.143	79	TAYLOR	30.776	11	42	HOBSON	1:51.741	1:51.873	0.132
13	42	HOBSON	27.840	42	HOBSON	53.317	164	ALONSO	30.809	12	69	BOOTH-AMOS	1:52.116	1:52.590	0.474
14	164	ALONSO	27.947	164	ALONSO	53.517	11	THOMAS	31.029	13	41	WARD	1:52.135	1:52.334	0.199
15	25	BROUWERS	28.087	79	TAYLOR	53.968	69	BOOTH-AMOS	31.107	14	164	ALONSO	1:52.273	1:52.284	0.011
16	69	BOOTH-AMOS	28.096	64	DURHAM	54.204	43	SHELTON	31.179	15	79	TAYLOR	1:52.906	1:53.104	0.198
17	79	TAYLOR	28.162	43	SHELTON	54.358	64	DURHAM	31.184	16	64	DURHAM	1:53.738	1:54.030	0.292
18	19	JOHNSON	28.198	25	BROUWERS	54.486	6	TAYLOR	31.207	17	11	THOMAS	1:53.995	1:54.217	0.222
19	84	HERMANSSON	28.264	6	TAYLOR	54.535	41	WARD	31.348	18	25	BROUWERS	1:54.048	1:54.166	0.118
20	11	THOMAS	28.285	84	HERMANSSON	54.629	24	COSTILLA	31.423	19	43	SHELTON	1:54.126	1:54.126	0.000
21	64	DURHAM	28.350	11	THOMAS	54.681	25	BROUWERS	31.475	20	84	HERMANSSON	1:54.480	1:54.654	0.174
22	13	BURMAN	28.456	144	CLAYTON	54.834	47	ARCHER	31.499	21	6	TAYLOR	1:54.564	1:54.607	0.043
23	47	ARCHER	28.512	47	ARCHER	54.836	144	CLAYTON	31.544	22	47	ARCHER	1:54.847	1:55.359	0.512
24	144	CLAYTON	28.558	45	STRUDWICK	55.058	84	HERMANSSON	31.587	23	144	CLAYTON	1:54.936	1:55.214	0.278
25	43	SHELTON	28.589	19	JOHNSON	55.091	13	BURMAN	31.663	24	19	JOHNSON	1:55.094	1:55.919	0.825
26	90	GREENWOOD	28.616	4	VALLELEY	55.145	4	VALLELEY	31.719	25	13	BURMAN	1:55.375	1:56.040	0.665
27	6	TAYLOR	28.822	90	GREENWOOD	55.166	19	JOHNSON	31.805	26	4	VALLELEY	1:55.936	1:56.200	0.264
28	4	VALLELEY	29.072	13	BURMAN	55.256	45	STRUDWICK	32.023	27	90	GREENWOOD	1:55.941	1:56.249	0.308
29	45	STRUDWICK	29.150	16	DE VRIES	56.224	90	GREENWOOD	32.159	28	45	STRUDWICK	1:56.231	1:56.632	0.401
30	7	ASHBY	29.236	7	ASHBY	56.731	7	ASHBY	32.221	29	24	COSTILLA	1:56.440		
31	44	BAYFORD	29.245	44	BAYFORD	56.930	16	DE VRIES	32.676	30	7	ASHBY	1:58.188	1:58.452	0.264
32	16	DE VRIES	29.689	24	COSTILLA	57.197	44	BAYFORD	33.187	31	16	DE VRIES	1:58.589	1:59.047	0.458
33	3	PLATT	30.138	3	PLATT	57.605	3	PLATT	33.274	32	44	BAYFORD	1:59.362	1:59.513	0.151
34	100	CAMPBELL	32.166	100	CAMPBELL	1:01.267	100	CAMPBELL	35.674	33	3	PLATT	2:01.017	2:01.219	0.202
35				82	VINCENT	1:01.870				34	100	CAMPBELL	2:09.107	2:09.580	0.473

Weather / Track : Sunny / Dry

Results can be found at [www.tsl-timing.com](http://www.tsl-timing.com)

Oulton Park International  
Circuit Length = 2.6920 miles  
Start: 13:05 Flag 13:25 End: 13:27

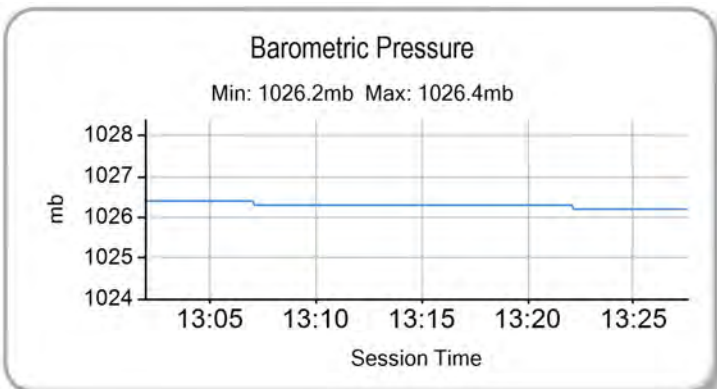
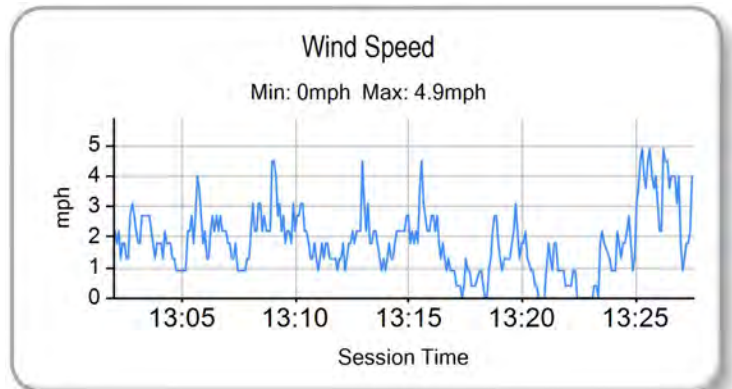
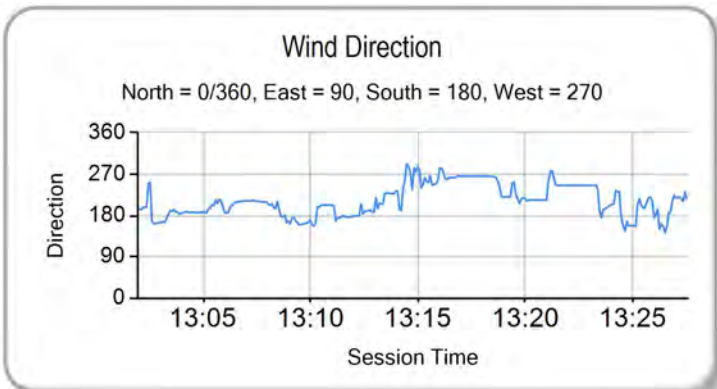
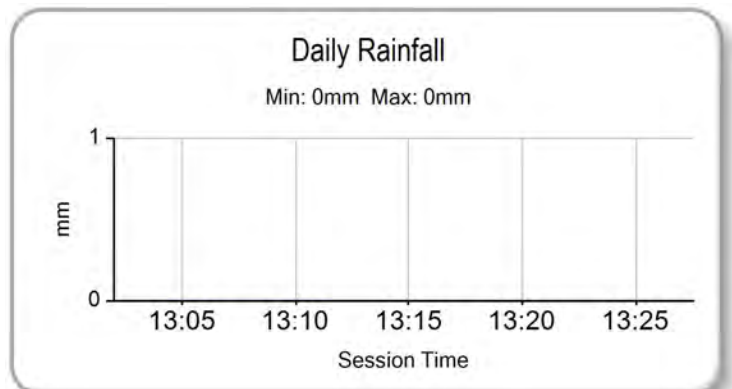
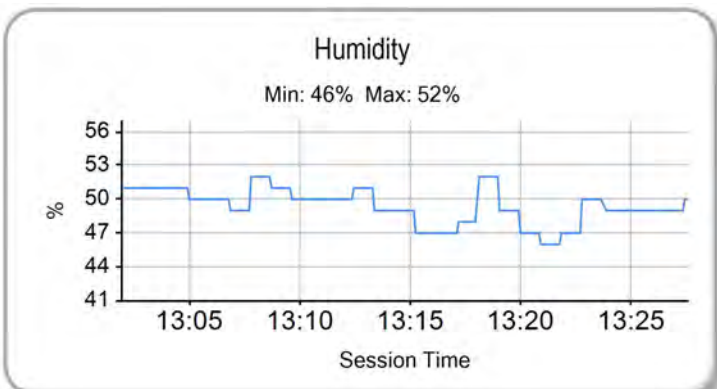
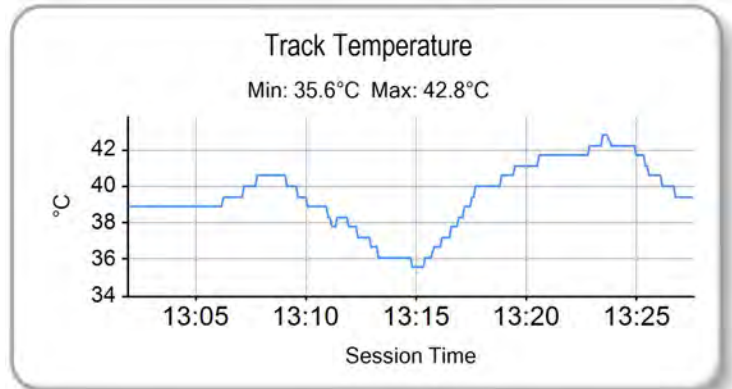
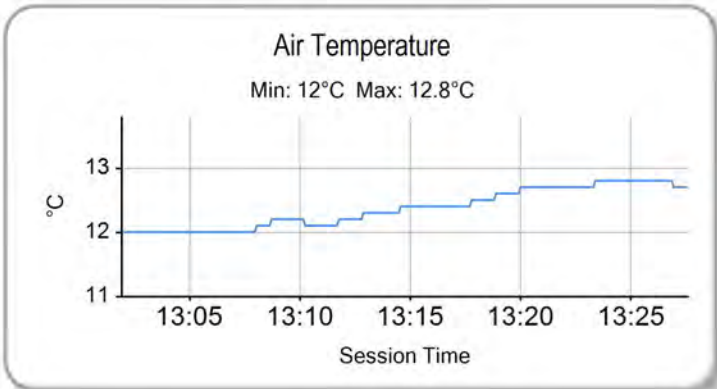
Printed - 13:31 Saturday, 03 May 2014

# MCRCB BULLETIN TK035

## 2014 MCE British Superbike Championship - Round 2

### 2014 Motul British Motostar Championship

#### FREE PRACTICE 2 - WEATHER CONDITIONS



Weather / Track : Sunny / Dry

Results can be found at [www.tsl-timing.com](http://www.tsl-timing.com)

Oulton Park International  
Circuit Length = 2.6920 miles  
Start: 13:05 Flag 13:25 End: 13:27

Printed - 13:31 Saturday, 03 May 2014

## QUALIFYING 1 - CLASSIFICATION



POS	NO	CL	PIC NAME	ENTRY	TIME	ON	LAPS	GAP	DIFF	MPH
1	66	M3	1 Joe IRVING	KTM - Redline KTM	1:46.840	11	11			90.70
2	12		1 Edward RENDELL	Honda - Banks Racing	1:47.113	10	12	0.273	0.273	90.47
3	76		2 Ryan SAXELBY	Honda - RS Racing	1:47.997	13	13	1.157	0.884	89.73
4	34	M3	2 Jordan WEAVING	KTM - Jordan Racing / Burkert	1:48.066	12	13	1.226	0.069	89.67
5	17		3 James FLITCROFT	Nykos - Kinpac Racing	1:48.689	12	13	1.849	0.623	89.16
6	36	M3	3 Jayson URIBE	Honda - FPW Racing / RSR	1:49.030	8	9	2.190	0.341	88.88
7	164		4 Anthony ALONSO	Honda - SP125 / BARF Racing	1:49.619	12	14	2.779	0.589	88.40
8	6		5 Taz TAYLOR	Luyten Honda - FPW Racing / Hookless Holidays	1:49.682	12	14	2.842	0.063	88.35
9	24	M3	4 Daniel COSTILLA	Repli-Cast - Repli-Cast UK	1:50.174	13	14	3.334	0.492	87.96
10	72		6 Alex PERSSON	Honda - PWR / Nordgren Racing	1:50.290	7	13	3.450	0.116	87.87
11	65		7 Josh OWENS	Honda - RCD Motorsport	1:50.590	9	13	3.750	0.300	87.63
12	25	M3	5 Mike BROUWERS	Honda - Joma / Brouwers Racing Team	1:50.748	12	14	3.908	0.158	87.50
13	79	M3	6 Chris TAYLOR	Honda - Ducati Coventry	1:51.094	13	14	4.254	0.346	87.23
14	86	M3	7 Charlie NESBITT	Repli-Cast - Repli-Cast UK	1:51.095	13	14	4.255	0.001	87.23
15	42	M3	8 James HOBSON	Honda - Two 4 Motorsport	1:51.110	10	14	4.270	0.015	87.22
16	43		8 Arnie SHELTON	Honda - e3 Motorsport with Shelton Racing	1:51.274	12	13	4.434	0.164	87.09
17	64		9 Asher DURHAM	Honda - SP125Racing.com	1:51.582	10	11	4.742	0.308	86.85
18	69	M3	9 Tom BOOTH-AMOS	BMS Pre M3 - FAB Racing BMS Pre Moto3	1:51.636	8	8	4.796	0.054	86.81
19	19		10 Kai JOHNSON	Nykos - Kinpac Racing	1:51.727	12	14	4.887	0.091	86.74
20	11		11 Joseph THOMAS	Honda - Moto UK Racing	1:51.835	8	11	4.995	0.108	86.65
21	35		12 Elliot LODGE	Honda - SP125 / Spike Racing	1:51.888	10	10	5.048	0.053	86.61
22	82		13 Jon VINCENT	Honda - Molly / JVR Racing	1:52.284	5	5	5.444	0.396	86.31
23	144		14 Mark CLAYTON	Ha - MC Racing	1:53.410	13	13	6.570	1.126	85.45
24	41		15 Milo WARD	Luyten Honda - FPW Racing	1:53.457	6	7	6.617	0.047	85.41
25	84		16 Daniel HERMANSSON	TSR Luyten - FPW Racing	1:53.716	13	13	6.876	0.259	85.22
26	13	M3	10 Sam BURMAN	Honda - WNT / Burman Racing	1:53.775	12	13	6.935	0.059	85.17
27	4		17 Louis VALLELEY	KTM - Century 21 / Cresswell Racing	1:54.345	13	13	7.505	0.570	84.75
28	90		18 Greg GREENWOOD	Luyten Honda - FPW Racing	1:54.771	8	13	7.931	0.426	84.44
29	47		19 Jake ARCHER	Honda - Jake Archer Racing	1:55.726	10	12	8.886	0.955	83.74
30	16	M3	11 Thomas DE VRIES	Honda - DAT Racing	1:55.950	12	13	9.110	0.224	83.58
31	44		20 Jake BAYFORD	Honda - Intek Adhesives by SGR Racing	1:56.108	10	13	9.268	0.158	83.46
32	45		21 Mark STRUDWICK	Honda - MTS Racing	1:56.696	13	13	9.856	0.588	83.04
33	7		22 Jamie ASHBY	Honda - JPA Racing / SP125	1:57.274	7	13	10.434	0.578	82.63
QUALIFYING LAPTIME (110.0% of 1:46.840) = 1:57.524										
34	100		23 Stephen CAMPBELL	Honda - Campbell Racing	2:05.715	9	10	18.875	8.441	77.08
35	3		24 Alex PLATT	Honda - Cresswell Racing	2:09.209	2	2	22.369	3.494	75.00

Weather / Track : Cloudy / Dry

These results are provisional until the conclusion of any judicial and technical matters.

Oulton Park International  
 Circuit Length = 2.6920 miles  
 Start: 13:30 Flag 13:55 End: 13:57

Race Director :	Stewards :	Timekeeper :
-----------------	------------	--------------

Results can be found at [www.britishsuperbike.com](http://www.britishsuperbike.com)

Printed - 13:58 Sunday, 04 May 2014





# MCRCB BULLETIN TK081

## 2014 MCE British Superbike Championship - Round 2

## 2014 Motul British Motostar Championship

### QUALIFYING 1 - SECTOR ANALYSIS

SECTOR 1 = FL to I1, SECTOR 2 = I1 to I2, SECTOR 3 = I2 to FL, DIFF = Difference To Personal Best Lap

P1		66 M3		Joe IRVING		KTM - Redline KTM				
LAP		SECTOR 1	SECTOR 2	SECTOR 3	LAP TIME	MPH	DIFF	TIME OF DAY		
1 -	OUTLAP	115.7	54.632	105.6	30.631	110.3		13:31:59.122		
2 -	27.653	117.1	52.175	105.6	30.014	112.2	1:49.842	88.22	3.002	13:33:48.964
3 -	27.132	117.7	51.823	107.2	29.994	111.4	1:48.949 (3)	88.95	2.109	13:35:37.913
4 -	27.873	112.9	53.824	103.4	IN PIT		1:59.995 P	80.76	13.155	13:37:37.908
5 -	OUTLAP	117.3	51.447	<b>108.4</b>	<b>29.485</b>	111.4	3:42.351	43.58	1:55.511	13:41:20.259
6 -	26.844	117.7	50.964	108.0	29.573	111.6	1:47.381 (2)	90.25	0.541	13:43:07.640
7 -	27.539	116.7	53.873	102.9	30.201	109.6	1:51.613	86.82	4.773	13:44:59.253
8 -	28.804	106.1	55.038	107.5	29.772	112.0	1:53.614	85.30	6.774	13:46:52.867
9 -	27.028	<b>118.1</b>	52.706	105.3	IN PIT		1:56.497 P	83.18	9.657	13:48:49.364
10 -	OUTLAP	116.5	52.096	106.3	29.946	111.8	6:01.974	26.77	4:15.134	13:54:51.338
11 -	<b>26.718</b>	<b>118.1</b>	<b>50.633</b>	107.5	29.489	<b>112.7</b>	<b>1:46.840</b> (1)	<b>90.70</b>		<b>13:56:38.178</b>

P2		12		Edward RENDELL		Honda - Banks Racing				
LAP		SECTOR 1	SECTOR 2	SECTOR 3	LAP TIME	MPH	DIFF	TIME OF DAY		
1 -	OUTLAP	108.7	53.724	102.2	30.594	107.2		13:32:19.444		
2 -	28.010	112.2	53.306	103.2	30.018	<b>108.0</b>	1:51.334	87.04	4.221	13:34:10.778
3 -	27.070	114.3	51.929	104.2	29.949	<b>108.0</b>	1:48.948	88.95	1.835	13:35:59.726
4 -	27.330	112.5	50.939	104.0	29.883	107.3	1:48.152	89.60	1.039	13:37:47.878
5 -	<b>26.767</b>	<b>116.1</b>	51.667	104.8	29.876	105.5	1:48.310	89.47	1.197	13:39:36.188
6 -	27.219	112.4	50.939	104.2	30.050	105.8	1:48.208	89.56	1.095	13:41:24.396
7 -	27.210	112.2	51.304	102.4	IN PIT		1:52.845 P	85.88	5.732	13:43:17.241
8 -	OUTLAP	112.2	51.280	<b>105.0</b>	30.444	105.3	4:49.957	33.42	3:02.844	13:48:07.198
9 -	27.216	112.5	<b>50.680</b>	104.3	29.683	107.0	1:47.579 (2)	90.08	0.466	13:49:54.777
10 -	26.848	113.5	50.703	104.0	<b>29.562</b>	107.2	<b>1:47.113</b> (1)	<b>90.47</b>		<b>13:51:41.890</b>
11 -	27.095	112.7	51.356	103.7	29.834	106.5	1:48.285	89.49	1.172	13:53:30.175
12 -	27.081	112.7	50.968	104.5	29.833	106.6	1:47.882 (3)	89.83	0.769	13:55:18.057

P3		76		Ryan SAXELBY		Honda - RS Racing				
LAP		SECTOR 1	SECTOR 2	SECTOR 3	LAP TIME	MPH	DIFF	TIME OF DAY		
1 -	OUTLAP	111.8	56.410	107.0	32.414	106.6		13:32:03.182		
2 -	28.403	114.5	54.758	106.1	31.147	109.2	1:54.308	84.78	6.311	13:33:57.490
3 -	28.466	115.5	54.040	<b>108.9</b>	30.780	96.2	1:53.286	85.54	5.289	13:35:50.776
4 -	28.312	117.5	52.480	106.5	30.243	110.0	1:51.035	87.28	3.038	13:37:41.811
5 -	27.345	114.1	51.631	106.6	29.813	110.3	1:48.789	89.08	0.792	13:39:30.600
6 -	27.056	117.3	51.623	106.6	29.930	109.4	1:48.609	89.23	0.612	13:41:19.209
7 -	27.276	114.9	51.768	108.7	29.738	110.9	1:48.782	89.08	0.785	13:43:07.991
8 -	28.414	102.4	51.348	107.2	IN PIT		1:55.922 P	83.60	7.925	13:45:03.913
9 -	OUTLAP	116.5	51.212	106.6	30.180	110.7	3:04.261	52.59	1:16.264	13:48:08.174
10 -	27.037	<b>117.7</b>	51.788	107.3	<b>29.558</b>	<b>112.0</b>	1:48.383 (3)	89.41	0.386	13:49:56.557
11 -	27.282	116.3	<b>51.063</b>	107.0	29.721	110.7	1:48.066 (2)	89.67	0.069	13:51:44.623
12 -	<b>26.976</b>	117.1	51.918	107.3	30.142	109.8	1:49.036	88.88	1.039	13:53:33.659
13 -	27.209	115.7	51.090	106.8	29.698	110.1	<b>1:47.997</b> (1)	<b>89.73</b>		<b>13:55:21.656</b>

P4		34 M3		Jordan WEAVING		KTM - Jordan Racing / Burkert				
LAP		SECTOR 1	SECTOR 2	SECTOR 3	LAP TIME	MPH	DIFF	TIME OF DAY		
1 -	OUTLAP	109.8	55.631	104.5	30.922	109.4		13:32:03.870		
2 -	28.532	<b>117.7</b>	53.676	104.8	30.517	108.9	1:52.725	85.97	4.659	13:33:56.595
3 -	27.323	115.7	52.351	105.1	30.080	108.9	1:49.754	88.30	1.688	13:35:46.349
4 -	27.501	116.7	52.083	105.6	30.083	108.2	1:49.667	88.37	1.601	13:37:36.016
5 -	29.799	96.8	55.564	<b>106.5</b>	30.098	108.7	1:55.461	83.93	7.395	13:39:31.477
6 -	27.372	116.1	52.072	99.8	30.003	109.4	1:49.447	88.54	1.381	13:41:20.924
7 -	27.046	117.3	51.475	106.0	29.628	109.6	1:48.149 (2)	89.61	0.083	13:43:09.073
8 -	27.076	115.5	<b>51.272</b>	105.0	30.724	98.9	1:49.072 (3)	88.85	1.006	13:44:58.145
9 -	31.194	102.9	54.920	105.5	29.737	110.5	1:55.851	83.65	7.785	13:46:53.996
10 -	27.029	116.3	52.539	105.8	29.928	109.1	1:49.496	88.50	1.430	13:48:43.492
11 -	27.138	115.9	53.159	105.8	29.797	108.9	1:50.094	88.02	2.028	13:50:33.586
12 -	27.043	116.3	51.469	106.1	<b>29.554</b>	<b>111.4</b>	<b>1:48.066</b> (1)	<b>89.67</b>		<b>13:52:21.652</b>
13 -	28.462	105.8	53.545	105.1	29.597	110.0	1:51.604	86.83	3.538	13:54:13.256

Weather / Track : Cloudy / Dry

Oulton Park International  
Circuit Length = 2.6920 miles  
Start: 13:30 Flag 13:55 End: 13:57

**MCRCB BULLETIN TK081**

**2014 MCE British Superbike Championship - Round 2**

**2014 Motul British Motostar Championship**

**QUALIFYING 1 - SECTOR ANALYSIS**

SECTOR 1 = FL to I1, SECTOR 2 = I1 to I2, SECTOR 3 = I2 to FL, DIFF = Difference To Personal Best Lap

<b>P5 17</b>		<b>James FLITCROFT</b>		Nykos - Kinpac Racing						
LAP	SECTOR 1	SECTOR 2	SECTOR 3	LAP TIME	MPH	DIFF	TIME OF DAY			
1 -	OUTLAP	103.5	57.566	103.8	31.731	<b>108.0</b>		13:32:05.544		
2 -	28.616	<b>115.1</b>	1:01.954	95.0	IN PIT		2:10.587 P	74.21	21.898	13:34:16.131
3 -	OUTLAP	109.1	53.983	103.4	30.933	106.0	2:32.636	63.49	43.947	13:36:48.767
4 -	27.629	112.0	52.941	103.2	30.617	105.8	1:51.187	87.16	2.498	13:38:39.954
5 -	27.416	112.2	52.282	103.2	30.391	105.5	1:50.089	88.03	1.400	13:40:30.043
6 -	27.250	112.5	52.346	103.8	30.190	106.3	1:49.786 (3)	88.27	1.097	13:42:19.829
7 -	34.464	74.5	1:02.001	103.4	30.342	106.6	2:06.807	76.42	18.118	13:44:26.636
8 -	27.285	112.5	52.218	103.8	30.307	106.8	1:49.810	88.25	1.121	13:46:16.446
9 -	27.427	110.9	52.623	104.3	31.034	106.6	1:51.084	87.24	2.395	13:48:07.530
10 -	27.122	114.5	51.660	<b>104.5</b>	30.140	106.6	1:48.922 (2)	88.97	0.233	13:49:56.452
11 -	28.353	114.9	57.064	89.4	36.295	107.5	2:01.712	79.62	13.023	13:51:58.164
12 -	27.120	113.7	<b>51.659</b>	104.3	<b>29.910</b>	106.6	<b>1:48.689 (1)</b>	<b>89.16</b>		<b>13:53:46.853</b>
13 -	<b>26.910</b>	114.3	56.786	98.9	30.401	101.6	1:54.097 D	84.93	5.408	13:55:40.950

<b>P6 36 M3</b>		<b>Jayson URIBE</b>		Honda - FPW Racing / RSR						
LAP	SECTOR 1	SECTOR 2	SECTOR 3	LAP TIME	MPH	DIFF	TIME OF DAY			
1 -	OUTLAP	111.8	56.096	105.3	31.393	109.1				13:32:03.441
2 -	28.835	<b>117.1</b>	54.369	<b>106.3</b>	30.900	<b>109.2</b>	1:54.104	84.93	5.074	13:33:57.545
3 -	28.253	115.9	54.076	105.3	31.048	77.3	1:53.377	85.47	4.347	13:35:50.922
4 -	OUTLAP	105.5	59.736	103.4	31.037	107.3	11:27.829	14.08	9:38.799	13:47:18.751
5 -	27.935	113.5	52.769	105.0	30.093	107.8	1:50.797	87.46	1.767	13:49:09.548
6 -	27.584	113.9	52.059	105.5	30.045	108.2	1:49.688 (3)	88.35	0.658	13:50:59.236
7 -	27.628	113.5	<b>51.426</b>	105.5	<b>30.031</b>	107.7	1:49.085 (2)	88.84	0.055	13:52:48.321
8 -	27.433	113.9	51.444	105.6	30.153	108.5	<b>1:49.030 (1)</b>	<b>88.88</b>		<b>13:54:37.351</b>
9 -	<b>27.293</b>	114.9	53.598	105.5	31.013	108.9	1:51.904	86.60	2.874	13:56:29.255

<b>P7 164</b>		<b>Anthony ALONSO</b>		Honda - SP125 / BARF Racing						
LAP	SECTOR 1	SECTOR 2	SECTOR 3	LAP TIME	MPH	DIFF	TIME OF DAY			
1 -	OUTLAP	108.9	56.607	104.5	31.569	<b>107.7</b>				13:32:03.078
2 -	28.696	<b>113.7</b>	54.500	103.8	31.103	105.8	1:54.299	84.78	4.680	13:33:57.377
3 -	28.646	111.8	53.604	102.7	30.961	96.5	1:53.211	85.60	3.592	13:35:50.588
4 -	28.182	110.1	52.796	102.6	30.720	106.0	1:51.698	86.76	2.079	13:37:42.286
5 -	27.338	111.6	52.367	104.0	30.314	106.6	1:50.019	88.08	0.400	13:39:32.305
6 -	27.533	112.5	52.139	104.2	30.246	106.3	1:49.918	88.16	0.299	13:41:22.223
7 -	27.364	112.0	52.259	103.5	30.286	106.6	1:49.909 (3)	88.17	0.290	13:43:12.132
8 -	27.396	112.0	52.157	102.6	30.148	106.3	1:49.701 (2)	88.34	0.082	13:45:01.833
9 -	27.465	112.5	52.327	102.7	30.266	105.5	1:50.058	88.05	0.439	13:46:51.891
10 -	27.611	111.4	52.153	102.6	30.256	105.8	1:50.020	88.08	0.401	13:48:41.911
11 -	27.475	111.1	52.267	102.9	30.316	105.3	1:50.058	88.05	0.439	13:50:31.969
12 -	27.493	111.6	<b>52.033</b>	102.1	30.093	106.3	<b>1:49.619 (1)</b>	<b>88.40</b>		<b>13:52:21.588</b>
13 -	27.883	109.8	52.783	103.5	<b>30.081</b>	106.1	1:50.747	87.50	1.128	13:54:12.335
14 -	<b>27.296</b>	111.4	52.229	<b>105.5</b>	30.602	106.6	1:50.127	88.00	0.508	13:56:02.462

<b>P8 6</b>		<b>Taz TAYLOR</b>		Luyten Honda - FPW Racing / Hookless Holidays						
LAP	SECTOR 1	SECTOR 2	SECTOR 3	LAP TIME	MPH	DIFF	TIME OF DAY			
1 -	OUTLAP	112.4	57.714	104.3	31.289	108.9				13:32:05.918
2 -	28.674	114.1	55.495	105.3	30.842	110.3	1:55.011	84.26	5.329	13:34:00.929
3 -	28.495	<b>116.1</b>	53.260	105.0	30.517	<b>110.5</b>	1:52.272	86.31	2.590	13:35:53.201
4 -	28.402	113.7	53.905	104.8	30.731	109.2	1:53.038	85.73	3.356	13:37:46.239
5 -	28.078	114.3	53.184	<b>106.3</b>	30.380	109.6	1:51.642	86.80	1.960	13:39:37.881
6 -	27.849	113.1	52.664	104.5	30.435	107.3	1:50.948	87.34	1.266	13:41:28.829
7 -	27.681	113.5	53.289	102.4	30.618	106.6	1:51.588	86.84	1.906	13:43:20.417
8 -	27.901	111.4	52.894	103.7	30.540	107.0	1:51.335	87.04	1.653	13:45:11.752
9 -	27.439	112.7	52.088	104.8	30.308	107.7	1:49.835 (3)	88.23	0.153	13:47:01.587
10 -	27.496	113.3	52.372	103.5	30.401	107.0	1:50.269	87.88	0.587	13:48:51.856
11 -	27.584	112.0	52.348	104.6	30.259	106.8	1:50.191	87.95	0.509	13:50:42.047
12 -	<b>27.305</b>	113.3	52.141	105.0	30.236	107.2	<b>1:49.682 (1)</b>	<b>88.35</b>		<b>13:52:31.729</b>
13 -	27.543	112.4	<b>52.044</b>	105.1	<b>30.185</b>	107.7	1:49.772 (2)	88.28	0.090	13:54:21.501
14 -	27.439	112.5	52.315	104.6	30.221	107.0	1:49.975	88.12	0.293	13:56:11.476

Weather / Track : Cloudy / Dry

Oulton Park International  
Circuit Length = 2.6920 miles  
Start: 13:30 Flag 13:55 End: 13:57

# MCRCB BULLETIN TK081

## 2014 MCE British Superbike Championship - Round 2

### 2014 Motul British Motostar Championship

#### QUALIFYING 1 - SECTOR ANALYSIS

SECTOR 1 = FL to I1, SECTOR 2 = I1 to I2, SECTOR 3 = I2 to FL, DIFF = Difference To Personal Best Lap

P9		24 M3		Daniel COSTILLA		Repli-Cast - Repli-Cast UK					
LAP	SECTOR 1	SECTOR 2	SECTOR 3	LAP TIME	MPH	DIFF	TIME OF DAY				
1 -	OUTLAP	112.0	56.714	<b>103.7</b>	31.344	107.7		13:32:06.223			
2 -	28.364	113.9	1:02.396	91.4	34.683	106.3	2:05.443	77.25	15.269	13:34:11.666	
3 -	28.134	<b>114.3</b>	1:00.110	97.9	31.418	<b>107.8</b>	1:59.662	80.98	9.488	13:36:11.328	
4 -	28.102	108.9	58.683	99.7	31.316	107.0	1:58.101	82.05	7.927	13:38:09.429	
5 -	28.113	112.4	53.568	103.0	30.519	107.2	1:52.200	86.37	2.026	13:40:01.629	
6 -	28.471	111.1	53.847	103.0	31.322	106.0	1:53.640	85.28	3.466	13:41:55.269	
7 -	28.062	111.1	53.777	102.1	31.068	105.8	1:52.907	85.83	2.733	13:43:48.176	
8 -	27.797	111.2	52.574	102.1	30.656	106.3	1:51.027	<b>(3)</b>	87.28	0.853	13:45:39.203
9 -	28.407	111.2	52.494	103.0	30.676	106.6	1:51.577	86.85	1.403	13:47:30.780	
10 -	28.024	112.4	52.986	102.9	30.699	105.5	1:51.709	86.75	1.535	13:49:22.489	
11 -	27.853	111.8	52.685	102.6	30.808	105.3	1:51.346	87.03	1.172	13:51:13.835	
12 -	27.760	111.8	52.169	103.2	30.634	106.0	1:50.563	<b>(2)</b>	87.65	0.389	13:53:04.398
13 -	<b>27.616</b>	112.4	<b>52.128</b>	102.9	<b>30.430</b>	106.0	<b>1:50.174</b>	<b>(1)</b>	<b>87.96</b>		<b>13:54:54.572</b>
14 -	27.761	111.1	53.565	100.4	31.652	104.2	1:52.978	85.78	2.804	13:56:47.550	

P10		72		Alex PERSSON		Honda - PWR / Nordgren Racing					
LAP	SECTOR 1	SECTOR 2	SECTOR 3	LAP TIME	MPH	DIFF	TIME OF DAY				
1 -	OUTLAP	110.1	56.495	104.6	31.155	108.2		13:32:00.883			
2 -	28.293	110.9	53.965	104.8	30.913	107.7	1:53.171	85.63	2.881	13:33:54.054	
3 -	27.912	112.4	53.121	104.0	30.595	108.0	1:51.628	86.81	1.338	13:35:45.682	
4 -	28.051	111.2	52.766	105.6	30.884	107.3	1:51.701	86.76	1.411	13:37:37.383	
5 -	28.011	110.5	52.813	105.3	30.539	108.0	1:51.363	87.02	1.073	13:39:28.746	
6 -	28.438	110.3	53.016	<b>105.8</b>	<b>30.316</b>	<b>108.9</b>	1:51.770	86.70	1.480	13:41:20.516	
7 -	<b>27.244</b>	<b>113.1</b>	<b>52.482</b>	105.5	30.564	108.5	<b>1:50.290</b>	<b>(1)</b>	<b>87.87</b>		<b>13:43:10.806</b>
8 -	27.867	111.1	57.777	100.7	31.164	107.3	1:56.808	<b>D</b>	82.96	6.518	13:45:07.614
9 -	27.952	110.5	52.563	104.8	30.607	107.8	1:51.122	<b>(3)</b>	87.21	0.832	13:46:58.736
10 -	28.246	109.4	53.715	104.0	IN PIT		2:05.077	<b>P</b>	77.48	14.787	13:49:03.813
11 -	OUTLAP	111.1	54.614	102.7	30.845	107.3	2:49.220	57.27	58.930	13:51:53.033	
12 -	28.288	109.1	53.185	105.1	30.792	106.5	1:52.265	86.32	1.975	13:53:45.298	
13 -	27.939	111.6	52.579	104.8	30.331	107.7	1:50.849	<b>(2)</b>	87.42	0.559	13:55:36.147

P11		65		Josh OWENS		Honda - RCD Motorsport					
LAP	SECTOR 1	SECTOR 2	SECTOR 3	LAP TIME	MPH	DIFF	TIME OF DAY				
1 -	OUTLAP	111.8	57.220	104.8	31.614	<b>110.0</b>		13:32:03.847			
2 -	29.107	<b>115.7</b>	55.606	103.2	30.945	108.0	1:55.658	83.79	5.068	13:33:59.505	
3 -	28.571	111.2	53.958	103.5	31.052	108.5	1:53.581	85.32	2.991	13:35:53.086	
4 -	28.413	111.2	53.962	103.5	30.660	106.5	1:53.035	85.73	2.445	13:37:46.121	
5 -	28.167	112.4	53.106	<b>105.3</b>	<b>30.365</b>	107.5	1:51.638	86.81	1.048	13:39:37.759	
6 -	28.031	112.5	53.454	104.8	30.500	107.2	1:51.985	86.54	1.395	13:41:29.744	
7 -	27.736	113.1	52.932	103.7	30.511	107.7	1:51.179	87.16	0.589	13:43:20.923	
8 -	27.810	112.0	53.009	103.7	30.558	107.8	1:51.377	87.01	0.787	13:45:12.300	
9 -	<b>27.606</b>	111.8	52.572	104.8	30.412	106.3	<b>1:50.590</b>	<b>(1)</b>	<b>87.63</b>		<b>13:47:02.890</b>
10 -	27.744	112.7	<b>52.429</b>	104.5	30.586	107.7	1:50.759	<b>(2)</b>	87.49	0.169	13:48:53.649
11 -	28.003	111.8	52.573	104.0	30.508	107.3	1:51.084	87.24	0.494	13:50:44.733	
12 -	27.929	113.3	52.961	103.8	30.808	106.5	1:51.698	86.76	1.108	13:52:36.431	
13 -	28.065	111.2	52.472	104.5	30.420	108.0	1:50.957	<b>(3)</b>	87.34	0.367	13:54:27.388

P12		25 M3		Mike BROUWERS		Honda - Joma / Brouwers Racing Team					
LAP	SECTOR 1	SECTOR 2	SECTOR 3	LAP TIME	MPH	DIFF	TIME OF DAY				
1 -	OUTLAP	110.1	59.025	102.2	32.264	105.8		13:32:09.208			
2 -	28.765	111.1	55.361	102.7	31.826	104.8	1:55.952	83.58	5.204	13:34:05.160	
3 -	28.068	111.2	54.349	103.5	31.150	<b>106.5</b>	1:53.567	85.33	2.819	13:35:58.727	
4 -	28.589	110.9	54.507	102.7	31.027	106.3	1:54.123	84.91	3.375	13:37:52.850	
5 -	27.901	110.9	53.642	<b>104.0</b>	31.323	106.0	1:52.866	85.86	2.118	13:39:45.716	
6 -	28.504	111.8	53.878	102.4	30.974	105.0	1:53.356	85.49	2.608	13:41:39.072	
7 -	28.322	108.9	53.276	101.8	30.571	105.3	1:52.169	86.39	1.421	13:43:31.241	
8 -	27.769	110.7	53.363	103.8	30.973	105.5	1:52.105	86.44	1.357	13:45:23.346	
9 -	27.691	111.1	53.274	102.7	30.618	105.8	1:51.583	<b>(3)</b>	86.85	0.835	13:47:14.929

Weather / Track : Cloudy / Dry

Oulton Park International  
Circuit Length = 2.6920 miles  
Start: 13:30 Flag 13:55 End: 13:57

**MCRCB BULLETIN TK081**

**2014 MCE British Superbike Championship - Round 2**

**2014 Motul British Motostar Championship**

**QUALIFYING 1 - SECTOR ANALYSIS**

SECTOR 1 = FL to I1, SECTOR 2 = I1 to I2, SECTOR 3 = I2 to FL, DIFF = Difference To Personal Best Lap

10 -	27.663	<b>112.0</b>	55.412	99.2	32.479	104.8	1:55.554	83.86	4.806	13:49:10.483
11 -	28.586	110.5	52.955	102.7	31.208	105.3	1:52.749	85.95	2.001	13:51:03.232
<b>12 -</b>	<b>27.747</b>	111.8	<b>52.612</b>	103.0	<b>30.389</b>	105.8	<b>1:50.748 (1)</b>	<b>87.50</b>		<b>13:52:53.980</b>
13 -	27.887	111.1	53.247	102.2	30.613	105.6	1:51.747	86.72	0.999	13:54:45.727
14 -	<b>27.605</b>	111.2	52.925	101.5	30.525	105.1	1:51.055 (2)	87.26	0.307	13:56:36.782

<b>P13 79 M3</b>		<b>Chris TAYLOR</b>		Honda - Ducati Coventry						
LAP	SECTOR 1	SECTOR 2	SECTOR 3	LAP TIME	MPH	DIFF	TIME OF DAY			
1 -	OUTLAP	109.6	59.882	103.0	32.126	107.8				13:32:08.155
2 -	28.826	113.5	55.770	105.1	31.474	108.5	1:56.070	83.49	4.976	13:34:04.225
3 -	28.283	113.9	54.807	105.0	30.933	<b>109.2</b>	1:54.023	84.99	2.929	13:35:58.248
4 -	28.868	113.5	54.335	105.0	30.894	108.5	1:54.097	84.93	3.003	13:37:52.345
5 -	27.866	<b>115.1</b>	53.803	101.9	31.118	108.5	1:52.787	85.92	1.693	13:39:45.132
6 -	27.818	114.5	53.773	104.5	30.592	107.0	1:52.183	86.38	1.089	13:41:37.315
7 -	28.020	110.7	53.840	104.5	30.746	107.3	1:52.606	86.06	1.512	13:43:29.921
8 -	27.859	113.1	54.385	104.8	30.699	107.7	1:52.943	85.80	1.849	13:45:22.864
9 -	<b>27.676</b>	113.3	53.417	<b>105.5</b>	30.401	107.8	1:51.494	86.92	0.400	13:47:14.358
10 -	27.909	113.5	54.906	104.0	30.982	104.6	1:53.797	85.16	2.703	13:49:08.155
11 -	28.498	112.5	53.710	105.3	31.211	107.8	1:53.419	85.44	2.325	13:51:01.574
12 -	27.898	111.8	53.232	105.1	<b>30.294</b>	108.2	1:51.424 (2)	86.97	0.330	13:52:52.998
<b>13 -</b>	<b>27.940</b>	112.4	<b>52.807</b>	105.3	30.347	107.8	<b>1:51.094 (1)</b>	<b>87.23</b>		<b>13:54:44.092</b>
14 -	27.758	112.9	53.333	<b>105.5</b>	30.394	107.8	1:51.485 (3)	86.92	0.391	13:56:35.577

<b>P14 86 M3</b>		<b>Charlie NESBITT</b>		Repli-Cast - Repli-Cast UK						
LAP	SECTOR 1	SECTOR 2	SECTOR 3	LAP TIME	MPH	DIFF	TIME OF DAY			
1 -	OUTLAP	110.7	57.884	104.0	31.217	107.2				13:32:05.394
2 -	28.622	114.1	55.442	<b>105.6</b>	31.176	108.4	1:55.240	84.09	4.145	13:34:00.634
3 -	28.448	<b>114.7</b>	53.700	<b>105.6</b>	30.695	<b>109.1</b>	1:52.843	85.88	1.748	13:35:53.477
4 -	28.230	112.4	53.920	103.4	30.943	108.5	1:53.093	85.69	1.998	13:37:46.570
5 -	27.904	113.9	56.072	99.7	31.073	106.6	1:55.049	84.23	3.954	13:39:41.619
6 -	28.127	113.9	53.477	103.5	30.676	106.3	1:52.280	86.31	1.185	13:41:33.899
7 -	27.886	113.9	53.557	103.5	30.984	105.8	1:52.427	86.20	1.332	13:43:26.326
8 -	28.163	112.9	53.562	104.0	30.691	106.0	1:52.416	86.20	1.321	13:45:18.742
9 -	27.961	112.9	<b>52.891</b>	103.8	30.542	107.0	1:51.394 (2)	87.00	0.299	13:47:10.136
10 -	27.822	112.7	53.218	104.3	30.675	106.1	1:51.715	86.75	0.620	13:49:01.851
11 -	28.015	113.7	53.149	103.8	30.603	106.1	1:51.767	86.70	0.672	13:50:53.618
12 -	28.034	113.1	52.928	103.8	30.460	107.0	1:51.422 (3)	86.97	0.327	13:52:45.040
<b>13 -</b>	<b>27.723</b>	113.5	52.914	103.0	<b>30.458</b>	106.3	<b>1:51.095 (1)</b>	<b>87.23</b>		<b>13:54:36.135</b>
14 -	27.808	112.9	54.148	100.1	30.917	107.5	1:52.873	85.86	1.778	13:56:29.008

<b>P15 42 M3</b>		<b>James HOBSON</b>		Honda - Two 4 Motorsport						
LAP	SECTOR 1	SECTOR 2	SECTOR 3	LAP TIME	MPH	DIFF	TIME OF DAY			
1 -	OUTLAP	113.3	56.467	106.1	32.117	111.4				13:32:02.762
2 -	28.668	115.1	54.438	106.8	31.425	108.9	1:54.531	84.61	3.421	13:33:57.293
3 -	28.435	115.9	53.651	106.8	31.054	110.7	1:53.140	85.65	2.030	13:35:50.433
4 -	28.574	116.7	53.569	106.8	30.625	111.2	1:52.768	85.94	1.658	13:37:43.201
5 -	28.171	115.1	54.352	106.8	30.754	<b>112.0</b>	1:53.277	85.55	2.167	13:39:36.478
6 -	27.930	116.1	52.967	106.1	30.702	110.3	1:51.599	86.84	0.489	13:41:28.077
7 -	28.121	115.1	59.871	106.5	30.784	111.2	1:58.776 D	81.59	7.666	13:43:26.853
8 -	28.438	114.7	53.593	106.6	30.582	111.6	1:52.613	86.05	1.503	13:45:19.466
9 -	28.203	114.7	<b>52.892</b>	<b>107.7</b>	30.381	110.9	1:51.476	86.93	0.366	13:47:10.942
<b>10 -</b>	<b>27.844</b>	116.9	52.907	106.6	30.359	<b>112.0</b>	<b>1:51.110 (1)</b>	<b>87.22</b>		<b>13:49:02.052</b>
11 -	28.332	116.9	54.071	105.0	30.617	111.2	1:53.020	85.74	1.910	13:50:55.072
12 -	27.876	116.7	52.981	106.5	30.333	110.9	1:51.190 (3)	87.15	0.080	13:52:46.262
13 -	27.949	114.9	52.918	105.8	<b>30.276</b>	111.6	1:51.143 (2)	87.19	0.033	13:54:37.405
14 -	<b>27.708</b>	<b>117.5</b>	54.002	105.8	30.635	110.5	1:52.345	86.26	1.235	13:56:29.750

<b>P16 43</b>		<b>Arnie SHELTON</b>		Honda - e3 Motorsport with Shelton Racing						
LAP	SECTOR 1	SECTOR 2	SECTOR 3	LAP TIME	MPH	DIFF	TIME OF DAY			
1 -	OUTLAP	111.8	59.526	101.9	32.356	<b>108.7</b>				13:32:10.944
2 -	29.112	110.7	56.220	101.9	32.130	106.6	1:57.462	82.50	6.188	13:34:08.406

Weather / Track : Cloudy / Dry

Oulton Park International  
Circuit Length = 2.6920 miles  
Start: 13:30 Flag 13:55 End: 13:57

# MCRCB BULLETIN TK081

## 2014 MCE British Superbike Championship - Round 2

### 2014 Motul British Motostar Championship

#### QUALIFYING 1 - SECTOR ANALYSIS

SECTOR 1 = FL to I1, SECTOR 2 = I1 to I2, SECTOR 3 = I2 to FL, DIFF = Difference To Personal Best Lap

3 -	28.807	<b>112.9</b>	55.193	<b>105.1</b>	31.390	108.5	1:55.390	83.98	4.116	13:36:03.796
4 -	29.428	111.6	53.676	103.5	30.909	106.8	1:54.013	85.00	2.739	13:37:57.809
5 -	28.336	111.1	53.324	103.4	30.631	107.0	1:52.291	86.30	1.017	13:39:50.100
6 -	28.231	112.7	53.064	104.3	30.688	107.3	1:51.983	86.54	0.709	13:41:42.083
7 -	28.046	112.4	52.963	104.8	31.316	107.3	1:52.325	86.27	1.051	13:43:34.408
8 -	30.077	103.2	57.739	95.7	32.484	103.8	2:00.300	80.55	9.026	13:45:34.708
9 -	28.155	110.9	53.032	104.0	<b>30.537</b>	106.6	1:51.724 <b>(3)</b>	86.74	0.450	13:47:26.432
10 -	28.038	111.4	52.972	104.6	30.575	106.5	1:51.585 <b>(2)</b>	86.85	0.311	13:49:18.017
11 -	31.382	70.4	56.060	105.0	31.503	105.5	1:58.945	81.47	7.671	13:51:16.962
<b>12 -</b>	<b>27.833</b>	112.0	<b>52.552</b>	104.8	30.889	106.0	<b>1:51.274 (1)</b>	<b>87.09</b>		<b>13:53:08.236</b>
13 -	30.078	106.1	54.455	100.9	IN PIT		2:02.094 <b>P</b>	79.37	10.820	13:55:10.330

<b>P17 64</b>		<b>Asher DURHAM</b>		Honda - SP125Racing.com						
LAP	SECTOR 1	SECTOR 2	SECTOR 3	LAP TIME	MPH	DIFF	TIME OF DAY			
1 -	OUTLAP	106.0	57.649	100.3	32.095	102.7				13:32:03.531
2 -	28.995	111.8	56.373	100.1	32.130	101.3	1:57.498	82.48	5.916	13:34:01.029
3 -	28.707	<b>112.2</b>	54.979	<b>101.5</b>	31.697	<b>103.8</b>	1:55.383	83.99	3.801	13:35:56.412
4 -	28.857	110.7	53.799	100.4	31.247	102.6	1:53.903	85.08	2.321	13:37:50.315
5 -	28.560	107.5	54.156	100.3	30.975	102.4	1:53.691	85.24	2.109	13:39:44.006
6 -	28.580	107.5	54.812	100.0	IN PIT		2:02.823 <b>P</b>	78.90	11.241	13:41:46.829
7 -	OUTLAP	111.8	55.349	101.0	31.061	102.4	6:59.569	23.09	5:07.987	13:48:46.398
8 -	28.605	109.1	53.120	100.9	31.043	103.4	1:52.768 <b>(3)</b>	85.94	1.186	13:50:39.166
9 -	28.412	108.9	53.228	100.0	31.365	<b>103.8</b>	1:53.005	85.75	1.423	13:52:32.171
<b>10 -</b>	<b>27.864</b>	109.8	<b>52.994</b>	100.6	<b>30.724</b>	102.7	<b>1:51.582 (1)</b>	<b>86.85</b>		<b>13:54:23.753</b>
11 -	28.315	108.5	53.107	100.4	31.149	103.2	1:52.571 <b>(2)</b>	86.09	0.989	13:56:16.324

<b>P18 69 M3</b>		<b>Tom BOOTH-AMOS</b>		BMS Pre M3 - FAB Racing BMS Pre Moto3						
LAP	SECTOR 1	SECTOR 2	SECTOR 3	LAP TIME	MPH	DIFF	TIME OF DAY			
1 -	OUTLAP	96.9	1:01.246	96.6	32.833	100.7				13:32:15.534
2 -	29.215	105.1	53.912	<b>97.6</b>	31.994	<b>101.6</b>	1:55.121	84.18	3.485	13:34:10.655
3 -	30.319	89.8	58.267	93.4	31.674	100.3	2:00.260	80.58	8.624	13:36:10.915
4 -	28.191	<b>106.1</b>	53.766	96.6	31.084	99.8	1:53.041 <b>(3)</b>	85.73	1.405	13:38:03.956
5 -	28.155	104.0	<b>52.882</b>	96.6	30.922	99.7	1:51.959 <b>(2)</b>	86.56	0.323	13:39:55.915
6 -	28.025	104.5	53.736	87.7	IN PIT		2:00.171 <b>P</b>	80.64	8.535	13:41:56.086
7 -	OUTLAP	80.7	55.026	95.8	31.069	100.0	3:24.410	47.41	1:32.774	13:45:20.496
<b>8 -</b>	27.894	105.1	52.963	97.5	<b>30.779</b>	99.7	<b>1:51.636 (1)</b>	<b>86.81</b>		<b>13:47:12.132</b>

<b>P19 19</b>		<b>Kai JOHNSON</b>		Nykos - Kinpac Racing						
LAP	SECTOR 1	SECTOR 2	SECTOR 3	LAP TIME	MPH	DIFF	TIME OF DAY			
1 -	OUTLAP	108.4	59.880	101.2	32.404	<b>105.8</b>				13:32:11.217
2 -	29.708	104.2	55.750	101.5	32.341	105.3	1:57.799	82.26	6.072	13:34:09.016
3 -	28.535	110.7	55.423	101.6	32.086	104.0	1:56.044	83.51	4.317	13:36:05.060
4 -	28.575	110.0	54.769	101.0	31.732	103.7	1:55.076	84.21	3.349	13:38:00.136
5 -	28.176	108.9	54.005	102.1	31.014	104.2	1:53.195	85.61	1.468	13:39:53.331
6 -	28.445	108.2	54.730	100.7	31.524	103.5	1:54.699	84.49	2.972	13:41:48.030
7 -	28.087	107.8	54.126	100.1	31.350	102.4	1:53.563	85.33	1.836	13:43:41.593
8 -	28.329	107.3	54.531	100.6	31.802	104.0	1:54.662	84.52	2.935	13:45:36.255
9 -	27.862	109.2	54.152	101.5	32.074	97.6	1:54.088	84.94	2.361	13:47:30.343
10 -	28.001	108.9	53.962	101.8	31.159	103.8	1:53.122	85.67	1.395	13:49:23.465
11 -	27.799	110.0	<b>53.200</b>	101.5	32.903	105.0	1:53.902	85.08	2.175	13:51:17.367
<b>12 -</b>	<b>27.514</b>	<b>113.1</b>	53.261	<b>102.2</b>	<b>30.952</b>	103.4	<b>1:51.727 (1)</b>	<b>86.74</b>		<b>13:53:09.094</b>
13 -	27.944	108.9	53.508	101.2	31.242	104.6	1:52.694 <b>(3)</b>	85.99	0.967	13:55:01.788
14 -	27.848	108.2	53.335	100.7	31.058	104.2	1:52.241 <b>(2)</b>	86.34	0.514	13:56:54.029

<b>P20 11</b>		<b>Joseph THOMAS</b>		Honda - Moto UK Racing						
LAP	SECTOR 1	SECTOR 2	SECTOR 3	LAP TIME	MPH	DIFF	TIME OF DAY			
1 -	OUTLAP	109.6	56.890	102.7	31.093	<b>107.0</b>				13:32:04.334
2 -	29.096	98.1	57.877	99.8	IN PIT		2:06.123 <b>P</b>	76.84	14.288	13:34:10.457
3 -	OUTLAP	108.9	55.797	100.7	31.427	104.6	4:54.046	32.95	3:02.211	13:39:04.503
4 -	28.262	109.2	54.226	101.8	31.008	103.7	1:53.496	85.38	1.661	13:40:57.999
5 -	28.101	109.8	53.830	101.2	30.910	104.3	1:52.841	85.88	1.006	13:42:50.840

Weather / Track : Cloudy / Dry

Oulton Park International  
Circuit Length = 2.6920 miles  
Start: 13:30 Flag 13:55 End: 13:57

MCRCB BULLETIN TK081

2014 MCE British Superbike Championship - Round 2

2014 Motul British Motostar Championship

QUALIFYING 1 - SECTOR ANALYSIS

SECTOR 1 = FL to I1, SECTOR 2 = I1 to I2, SECTOR 3 = I2 to FL, DIFF = Difference To Personal Best Lap

6 -	28.024	<b>110.0</b>	53.661	101.9	30.731	104.0	1:52.416	(2)	86.20	0.581	13:44:43.256
7 -	28.022	109.2	54.018	102.1	30.889	104.5	1:52.929		85.81	1.094	13:46:36.185
<b>8 -</b>	27.924	<b>110.0</b>	<b>53.296</b>	101.8	<b>30.615</b>	103.7	<b>1:51.835</b>	(1)	<b>86.65</b>		<b>13:48:28.020</b>
9 -	28.753	104.3	55.328	101.2	IN PIT		2:01.421	P	79.81	9.586	13:50:29.441
10 -	OUTLAP	108.9	55.165	<b>102.9</b>	31.393	104.3	3:04.725		52.46	1:12.890	13:53:34.166
11 -	<b>27.723</b>	109.8	54.033	100.4	30.787	103.4	1:52.543	(3)	86.11	0.708	13:55:26.709

**P21 35 Elliot LODGE** Honda - SP125 / Spike Racing

LAP	SECTOR 1	SECTOR 2	SECTOR 3	LAP TIME	MPH	DIFF	TIME OF DAY
1 -	OUTLAP	108.0	57.357	100.7	31.879	<b>105.3</b>	13:32:03.773
2 -	29.176	111.1	56.275	101.0	31.647	104.8	1:57.098 82.76 5.210 13:34:00.871
3 -	28.543	109.8	54.171	101.5	31.005	104.2	1:53.719 85.22 1.831 13:35:54.590
4 -	28.401	109.6	53.034	101.8	30.811	<b>105.3</b>	1:52.246 (3) 86.33 0.358 13:37:46.836
5 -	<b>27.989</b>	<b>111.2</b>	54.290	99.5	IN PIT		2:01.370 P 79.84 9.482 13:39:48.206
6 -	OUTLAP	105.6	54.803	100.4	31.378	103.4	4:10.039 38.75 2:18.151 13:43:58.245
7 -	28.571	107.3	53.404	100.9	IN PIT		2:00.490 P 80.43 8.602 13:45:58.735
8 -	OUTLAP	106.1	54.250	101.0	30.958	104.0	5:28.013 29.54 3:36.125 13:51:26.748
9 -	28.282	108.2	<b>52.992</b>	<b>101.9</b>	30.780	104.0	1:52.054 (2) 86.48 0.166 13:53:18.802
<b>10 -</b>	28.181	109.1	53.024	<b>101.9</b>	<b>30.683</b>	104.3	<b>1:51.888</b> (1) <b>86.61</b> <b>13:55:10.690</b>

**P22 82 Jon VINCENT** Honda - Molly / JVR Racing

LAP	SECTOR 1	SECTOR 2	SECTOR 3	LAP TIME	MPH	DIFF	TIME OF DAY
1 -	OUTLAP	101.2	59.524	98.5	32.947	103.4	13:32:19.110
2 -	29.932	108.5	56.122	101.0	32.203	105.0	1:58.257 81.95 5.973 13:34:17.367
3 -	28.513	111.8	54.693	101.2	31.124	<b>106.5</b>	1:54.330 (3) 84.76 2.046 13:36:11.697
4 -	28.129	<b>112.2</b>	54.573	100.3	<b>30.767</b>	103.7	1:53.469 (2) 85.40 1.185 13:38:05.166
5 -	27.999	110.1	<b>53.461</b>	<b>102.4</b>	30.824	103.2	<b>1:52.284</b> (1) <b>86.31</b> <b>13:39:57.450</b>

**P23 144 Mark CLAYTON** Ha - MC Racing

LAP	SECTOR 1	SECTOR 2	SECTOR 3	LAP TIME	MPH	DIFF	TIME OF DAY
1 -	OUTLAP	113.1	58.902	104.8	32.602	107.0	13:32:10.185
2 -	29.309	112.9	56.456	103.2	31.984	107.2	1:57.749 82.30 4.339 13:34:07.934
3 -	29.115	112.5	55.263	104.5	31.981	107.3	1:56.359 83.28 2.949 13:36:04.293
4 -	29.053	113.1	54.647	104.0	31.496	107.3	1:55.196 84.12 1.786 13:37:59.489
5 -	28.475	112.7	53.977	105.3	<b>31.043</b>	107.0	1:53.495 (2) 85.38 0.085 13:39:52.984
6 -	29.364	112.9	54.603	103.8	31.553	104.3	1:55.520 83.89 2.110 13:41:48.504
7 -	29.012	109.4	56.497	100.6	IN PIT		2:05.910 P 76.97 12.500 13:43:54.414
8 -	OUTLAP	111.2	56.677	105.1	31.515	107.5	2:30.357 64.45 36.947 13:46:24.771
9 -	28.516	113.7	54.339	<b>105.8</b>	31.227	107.7	1:54.082 84.95 0.672 13:48:18.853
10 -	28.346	113.5	54.315	105.1	31.336	107.0	1:53.997 (3) 85.01 0.587 13:50:12.850
11 -	<b>28.188</b>	<b>115.3</b>	56.209	99.8	31.771	<b>108.4</b>	1:56.168 83.42 2.758 13:52:09.018
12 -	28.444	112.2	54.317	105.6	32.063	107.0	1:54.824 84.40 1.414 13:54:03.842
<b>13 -</b>	28.442	112.9	<b>53.779</b>	105.0	31.189	107.8	<b>1:53.410</b> (1) <b>85.45</b> <b>13:55:57.252</b>

**P24 41 Milo WARD** Luyten Honda - FPW Racing

LAP	SECTOR 1	SECTOR 2	SECTOR 3	LAP TIME	MPH	DIFF	TIME OF DAY
1 -	OUTLAP	76.2	1:11.618	69.3	IN PIT		13:32:47.327
2 -	OUTLAP	89.0	1:07.813	81.2	37.103	93.9	12:51.262 P 12.56 10:57.805 13:45:38.589
3 -	30.285	104.5	56.517	98.1	32.731	100.4	1:59.533 81.07 6.076 13:47:38.122
4 -	28.988	107.8	55.115	97.9	32.018	101.0	1:56.121 83.45 2.664 13:49:34.243
5 -	28.597	104.0	54.523	<b>99.5</b>	<b>31.414</b>	<b>101.6</b>	1:54.534 (3) 84.61 1.077 13:51:28.777
6 -	28.283	<b>108.5</b>	53.609	99.4	31.565	101.5	<b>1:53.457</b> (1) <b>85.41</b> <b>13:53:22.234</b>
7 -	<b>28.220</b>	105.5	<b>53.603</b>	<b>99.5</b>	32.132	100.0	1:53.955 (2) 85.04 0.498 13:55:16.189

**P25 84 Daniel HERMANSSON** TSR Luyten - FPW Racing

LAP	SECTOR 1	SECTOR 2	SECTOR 3	LAP TIME	MPH	DIFF	TIME OF DAY
1 -	OUTLAP	109.8	59.933	101.2	32.130	104.8	13:32:08.801
2 -	28.691	111.6	1:04.362	98.2	31.649	105.6	2:04.702 D 77.71 10.986 13:34:13.503
3 -	28.731	110.0	54.836	<b>102.7</b>	31.607	<b>107.2</b>	1:55.174 84.14 1.458 13:36:08.677
4 -	29.229	111.4	56.766	101.8	31.317	104.6	1:57.312 82.61 3.596 13:38:05.989

Oulton Park International  
 Circuit Length = 2.6920 miles  
 Start: 13:30 Flag 13:55 End: 13:57

Weather / Track : Cloudy / Dry

# MCRCB BULLETIN TK081

## 2014 MCE British Superbike Championship - Round 2

## 2014 Motul British Motostar Championship

### QUALIFYING 1 - SECTOR ANALYSIS

SECTOR 1 = FL to I1, SECTOR 2 = I1 to I2, SECTOR 3 = I2 to FL, DIFF = Difference To Personal Best Lap

5 -	28.627	109.6	55.107	101.6	31.437	104.2	1:55.171	84.14	1.455	13:40:01.160
6 -	28.892	110.7	55.609	101.8	32.650	102.9	1:57.151	82.72	3.435	13:41:58.311
7 -	28.856	110.1	54.707	101.2	31.633	104.2	1:55.196	84.12	1.480	13:43:53.507
8 -	28.963	109.8	54.450	101.5	31.634	103.2	1:55.047	84.23	1.331	13:45:48.554
9 -	28.939	108.2	56.505	101.6	32.160	104.5	1:57.604	82.40	3.888	13:47:46.158
10 -	28.621	110.1	56.991	97.6	33.127	99.8	1:58.739	81.61	5.023	13:49:44.897
11 -	28.678	110.3	54.418	101.9	31.307	105.3	1:54.403 (2)	84.71	0.687	13:51:39.300
12 -	28.476	111.1	54.857	101.2	31.701	106.3	1:55.034 (3)	84.24	1.318	13:53:34.334
13 -	<b>28.219</b>	<b>112.2</b>	<b>54.229</b>	102.4	<b>31.268</b>	105.0	<b>1:53.716 (1)</b>	<b>85.22</b>		<b>13:55:28.050</b>

P26		13 M3	Sam BURMAN		Honda - WNT / Burman Racing						
LAP	SECTOR 1		SECTOR 2		SECTOR 3		LAP TIME	MPH	DIFF	TIME OF DAY	
1 -	OUTLAP	109.4	57.473	103.0	32.209	107.8				13:32:02.700	
2 -	29.492	<b>114.9</b>	56.265	102.6	31.774	<b>109.2</b>	1:57.531	82.45	3.756	13:34:00.231	
3 -	28.974	112.7	55.260	104.8	31.533	108.9	1:55.767	83.71	1.992	13:35:55.998	
4 -	29.092	112.4	54.723	105.0	31.340	108.5	1:55.155	84.15	1.380	13:37:51.153	
5 -	28.714	112.7	54.086	104.5	31.621	107.5	1:54.421	84.69	0.646	13:39:45.574	
6 -	<b>28.387</b>	114.7	54.129	102.7	31.776	108.2	1:54.292	84.79	0.517	13:41:39.866	
7 -	28.510	113.7	54.335	103.4	31.413	107.8	1:54.258 (3)	84.81	0.483	13:43:34.124	
8 -	28.605	112.7	57.097	101.5	IN PIT		2:03.673 P	78.36	9.898	13:45:37.797	
9 -	OUTLAP	111.2	55.592	104.0	31.674	107.3	3:06.424	51.98	1:12.649	13:48:44.221	
10 -	28.660	112.7	54.531	102.6	31.495	106.8	1:54.686	84.50	0.911	13:50:38.907	
11 -	29.029	113.7	54.255	<b>105.6</b>	<b>31.176</b>	108.2	1:54.460	84.66	0.685	13:52:33.367	
12 -	28.541	112.7	<b>53.933</b>	104.0	31.301	108.2	<b>1:53.775 (1)</b>	<b>85.17</b>		<b>13:54:27.142</b>	
13 -	28.621	114.1	54.122	104.3	31.451	107.2	1:54.194 (2)	84.86	0.419	13:56:21.336	

P27		4	Louis VALLELEY		KTM - Century 21 / Cresswell Racing						
LAP	SECTOR 1		SECTOR 2		SECTOR 3		LAP TIME	MPH	DIFF	TIME OF DAY	
1 -	OUTLAP	102.7	1:01.275	100.9	32.991	103.8				13:32:15.343	
2 -	30.281	<b>109.6</b>	57.506	<b>103.2</b>	32.546	104.0	2:00.333	80.53	5.988	13:34:15.676	
3 -	29.274	108.0	56.341	95.8	IN PIT		2:04.696 P	77.71	10.351	13:36:20.372	
4 -	OUTLAP	107.3	55.015	100.7	32.663	101.0	2:28.702	65.17	34.357	13:38:49.074	
5 -	28.908	107.8	55.050	100.4	31.935	103.2	1:55.893	83.62	1.548	13:40:44.967	
6 -	29.106	107.5	57.944	91.0	32.462	103.5	1:59.512	81.09	5.167	13:42:44.479	
7 -	28.582	108.4	54.489	100.0	31.884	103.4	1:54.955	84.30	0.610	13:44:39.434	
8 -	28.824	108.0	54.495	101.5	31.751	102.9	1:55.070	84.22	0.725	13:46:34.504	
9 -	28.736	108.4	55.141	101.9	31.696	<b>104.2</b>	1:55.573	83.85	1.228	13:48:30.077	
10 -	<b>28.388</b>	109.1	54.762	101.9	<b>31.693</b>	103.0	1:54.843 (3)	84.38	0.498	13:50:24.920	
11 -	28.759	108.4	59.205	92.9	32.735	102.7	2:00.699	80.29	6.354	13:52:25.619	
12 -	28.738	108.0	54.095	101.8	31.828	103.8	1:54.661 (2)	84.52	0.316	13:54:20.280	
13 -	28.785	105.6	<b>53.853</b>	101.6	31.707	102.9	<b>1:54.345 (1)</b>	<b>84.75</b>		<b>13:56:14.625</b>	

P28		90	Greg GREENWOOD		Luyten Honda - FPW Racing						
LAP	SECTOR 1		SECTOR 2		SECTOR 3		LAP TIME	MPH	DIFF	TIME OF DAY	
1 -	OUTLAP	109.6	1:01.729	100.0	32.661	104.0				13:32:12.597	
2 -	28.769	111.6	57.082	102.1	32.260	105.5	1:58.111	82.05	3.340	13:34:10.708	
3 -	28.577	<b>112.9</b>	56.757	99.4	32.462	<b>106.3</b>	1:57.796	82.27	3.025	13:36:08.504	
4 -	29.160	109.8	57.820	101.2	31.843	106.1	1:58.823	81.56	4.052	13:38:07.327	
5 -	29.035	111.6	55.419	101.3	31.570	105.3	1:56.024	83.52	1.253	13:40:03.351	
6 -	28.687	111.2	55.753	100.7	31.746	105.6	1:56.186	83.41	1.415	13:41:59.537	
7 -	28.454	111.8	55.113	99.8	31.823	104.6	1:55.390	83.98	0.619	13:43:54.927	
8 -	28.517	112.2	<b>54.736</b>	101.6	31.518	105.8	<b>1:54.771 (1)</b>	<b>84.44</b>		<b>13:45:49.698</b>	
9 -	<b>28.390</b>	111.4	55.265	102.1	31.986	104.6	1:55.641	83.80	0.870	13:47:45.339	
10 -	28.946	109.2	56.821	99.2	31.739	104.6	1:57.506	82.47	2.735	13:49:42.845	
11 -	28.512	111.1	55.006	101.8	31.583	104.3	1:55.101 (2)	84.19	0.330	13:51:37.946	
12 -	29.950	80.7	57.422	<b>102.4</b>	<b>31.348</b>	105.5	1:58.720	81.63	3.949	13:53:36.666	
13 -	28.905	109.6	54.774	101.5	31.710	104.8	1:55.389 (3)	83.98	0.618	13:55:32.055	

P29		47	Jake ARCHER		Honda - Jake Archer Racing						
LAP	SECTOR 1		SECTOR 2		SECTOR 3		LAP TIME	MPH	DIFF	TIME OF DAY	
1 -	OUTLAP	111.2	58.870	102.9	33.335	104.2				13:32:07.073	

Weather / Track : Cloudy / Dry

Oulton Park International  
Circuit Length = 2.6920 miles  
Start: 13:30 Flag 13:55 End: 13:57

MCRCB BULLETIN TK081

2014 MCE British Superbike Championship - Round 2

2014 Motul British Motostar Championship

QUALIFYING 1 - SECTOR ANALYSIS

SECTOR 1 = FL to I1, SECTOR 2 = I1 to I2, SECTOR 3 = I2 to FL, DIFF = Difference To Personal Best Lap

2 -	29.569	109.1	57.287	<b>103.4</b>	32.142	105.5	1:58.998	81.44	3.272	13:34:06.071
3 -	29.463	109.1	55.832	101.9	32.215	105.6	1:57.510	82.47	1.784	13:36:03.581
4 -	29.805	<b>112.2</b>	55.889	102.6	31.783	105.1	1:57.477	82.49	1.751	13:38:01.058
5 -	29.290	108.9	56.159	102.2	IN PIT		2:03.927	<b>P</b> 78.20	8.201	13:40:04.985
6 -	OUTLAP	107.5	56.896	101.2	32.311	103.8	4:47.490	33.71	2:51.764	13:44:52.475
7 -	29.489	108.2	55.396	101.6	32.488	103.5	1:57.373	82.56	1.647	13:46:49.848
8 -	29.745	109.2	<b>54.861</b>	102.9	31.770	104.0	1:56.376	83.27	0.650	13:48:46.224
9 -	29.191	111.1	55.079	101.6	31.901	105.6	1:56.171	83.42	0.445	13:50:42.395
<b>10 -</b>	<b>29.213</b>	109.8	54.926	103.0	<b>31.587</b>	105.3	<b>1:55.726 (1)</b>	<b>83.74</b>		<b>13:52:38.121</b>
11 -	<b>28.958</b>	110.7	55.100	103.0	31.729	104.8	1:55.787 <b>(2)</b>	83.69	0.061	13:54:33.908
12 -	29.048	109.4	55.093	101.5	31.653	<b>107.2</b>	1:55.794 <b>(3)</b>	83.69	0.068	13:56:29.702

**P30 16 M3 Thomas DE VRIES** Honda - DAT Racing

LAP	SECTOR 1	SECTOR 2	SECTOR 3	LAP TIME	MPH	DIFF	TIME OF DAY			
1 -	OUTLAP	100.4	1:00.801	97.3	33.004	103.4	13:32:16.229			
2 -	30.400	107.8	57.136	100.0	32.639	103.0	2:00.175	80.64	4.225	13:34:16.404
3 -	29.519	108.0	1:01.817	98.9	32.478	101.9	2:03.814	78.27	7.864	13:36:20.218
4 -	29.637	106.5	56.075	98.3	32.287	<b>104.6</b>	1:57.999	82.13	2.049	13:38:18.217
5 -	29.562	108.7	55.997	99.4	32.308	101.8	1:57.867	82.22	1.917	13:40:16.084
6 -	29.547	106.8	55.972	98.6	32.805	101.9	1:58.324	81.90	2.374	13:42:14.408
7 -	29.529	105.6	55.527	97.1	32.459	101.3	1:57.515	82.46	1.565	13:44:11.923
8 -	29.391	105.3	55.390	98.3	32.450	99.2	1:57.231	82.66	1.281	13:46:09.154
9 -	29.387	106.6	1:03.639	98.1	32.233	101.3	2:05.259	77.37	9.309	13:48:14.413
10 -	29.449	105.8	55.486	99.1	32.131	101.2	1:57.066	82.78	1.116	13:50:11.479
11 -	29.337	107.7	55.379	98.6	32.082	100.7	1:56.798 <b>(3)</b>	82.97	0.848	13:52:08.277
<b>12 -</b>	<b>29.100</b>	107.5	<b>54.806</b>	<b>100.4</b>	32.044	104.2	<b>1:55.950 (1)</b>	<b>83.58</b>		<b>13:54:04.227</b>
13 -	29.395	<b>108.9</b>	55.413	98.9	<b>31.944</b>	100.9	1:56.752 <b>(2)</b>	83.00	0.802	13:56:00.979

**P31 44 Jake BAYFORD** Honda - Intek Adhesives by SGR Racing

LAP	SECTOR 1	SECTOR 2	SECTOR 3	LAP TIME	MPH	DIFF	TIME OF DAY			
1 -	OUTLAP	106.5	1:01.108	99.2	34.199	100.7	13:32:14.838			
2 -	30.461	106.6	57.768	100.3	33.209	103.7	2:01.438	79.80	5.330	13:34:16.276
3 -	29.161	<b>109.2</b>	56.549	<b>101.8</b>	<b>31.825</b>	<b>103.8</b>	1:57.535	82.45	1.427	13:36:13.811
4 -	29.381	108.9	56.698	100.9	32.326	103.7	1:58.405	81.84	2.297	13:38:12.216
5 -	29.098	107.5	57.075	100.3	32.521	102.2	1:58.694	81.64	2.586	13:40:10.910
6 -	30.729	78.2	1:01.963	101.0	31.892	<b>103.8</b>	2:04.584	77.78	8.476	13:42:15.494
7 -	29.111	105.6	55.772	100.7	32.193	99.5	1:57.076 <b>(3)</b>	82.77	0.968	13:44:12.570
8 -	29.051	107.7	56.187	100.0	32.357	102.9	1:57.595	82.41	1.487	13:46:10.165
9 -	28.831	107.8	56.361	99.1	32.229	102.1	1:57.421	82.53	1.313	13:48:07.586
<b>10 -</b>	<b>28.691</b>	108.2	<b>55.454</b>	99.7	31.963	101.6	<b>1:56.108 (1)</b>	<b>83.46</b>		<b>13:50:03.694</b>
11 -	28.938	106.3	55.848	99.1	31.901	101.5	1:56.687 <b>(2)</b>	83.05	0.579	13:52:00.381
12 -	29.317	105.5	56.118	97.3	32.326	100.1	1:57.761	82.29	1.653	13:53:58.142
13 -	30.015	86.0	1:01.956	99.4	31.838	100.9	2:03.809	78.27	7.701	13:56:01.951

**P32 45 Mark STRUDWICK** Honda - MTS Racing

LAP	SECTOR 1	SECTOR 2	SECTOR 3	LAP TIME	MPH	DIFF	TIME OF DAY			
1 -	OUTLAP	105.1	59.930	98.5	33.374	100.1	13:32:10.891			
2 -	30.114	107.0	56.619	<b>100.6</b>	32.125	<b>101.2</b>	1:58.858	81.53	2.162	13:34:09.749
3 -	29.501	<b>107.2</b>	56.721	97.9	32.376	98.9	1:58.598	81.71	1.902	13:36:08.347
4 -	30.310	105.6	56.472	98.5	<b>31.958</b>	98.1	1:58.740	81.61	2.044	13:38:07.087
5 -	29.330	105.3	55.531	100.1	31.972	99.7	1:56.833 <b>(2)</b>	82.95	0.137	13:40:03.920
6 -	29.208	<b>107.2</b>	55.725	98.2	32.243	98.2	1:57.176	82.70	0.480	13:42:01.096
7 -	29.524	104.2	55.567	96.8	32.571	97.1	1:57.662	82.36	0.966	13:43:58.758
8 -	29.525	105.0	55.512	96.6	32.460	97.8	1:57.497	82.48	0.801	13:45:56.255
9 -	29.849	104.2	55.972	96.8	32.479	98.2	1:58.300	81.92	1.604	13:47:54.555
10 -	29.657	104.8	55.914	96.8	32.267	97.6	1:57.838	82.24	1.142	13:49:52.393
11 -	29.484	106.0	<b>55.363</b>	97.5	32.308	96.5	1:57.155 <b>(3)</b>	82.72	0.459	13:51:49.548
12 -	29.781	105.0	55.686	99.8	32.039	98.6	1:57.506	82.47	0.810	13:53:47.054
<b>13 -</b>	<b>29.195</b>	105.5	55.417	97.2	32.084	97.8	<b>1:56.696 (1)</b>	<b>83.04</b>		<b>13:55:43.750</b>

Weather / Track : Cloudy / Dry

Oulton Park International  
 Circuit Length = 2.6920 miles  
 Start: 13:30 Flag 13:55 End: 13:57



# MCRCB BULLETIN TK081

## 2014 MCE British Superbike Championship - Round 2

### 2014 Motul British Motostar Championship

#### QUALIFYING 1 - SECTOR ANALYSIS

SECTOR 1 = FL to I1, SECTOR 2 = I1 to I2, SECTOR 3 = I2 to FL, DIFF = Difference To Personal Best Lap

<b>P33</b>		<b>7</b>		<b>Jamie ASHBY</b>		Honda - JPA Racing / SP125				
LAP		SECTOR 1	SECTOR 2	SECTOR 3	LAP TIME	MPH	DIFF	TIME OF DAY		
1 -	OUTLAP	107.8	1:03.363	100.7	33.824	105.1		13:32:15.906		
2 -	30.618	109.6	58.242	101.9	32.840	<b>106.1</b>	2:01.700	79.63	4.426	13:34:17.606
3 -	29.965	109.1	58.097	101.3	32.626	104.0	2:00.688	80.30	3.414	13:36:18.294
4 -	30.105	107.8	57.193	101.3	32.433	104.0	1:59.731	80.94	2.457	13:38:18.025
5 -	29.621	108.5	56.811	102.1	32.169	104.5	1:58.601	81.71	1.327	13:40:16.626
6 -	29.749	108.4	57.578	<b>102.6</b>	<b>31.904</b>	105.1	1:59.231	81.28	1.957	13:42:15.857
7 -	29.475	108.9	<b>55.789</b>	102.2	32.010	105.0	<b>1:57.274 (1)</b>	<b>82.63</b>		<b>13:44:13.131</b>
8 -	29.273	110.5	56.254	<b>102.6</b>	31.996	104.6	1:57.523 <b>(2)</b>	82.46	0.249	13:46:10.654
9 -	<b>29.236</b>	<b>111.1</b>	56.461	102.2	31.945	105.3	1:57.642 <b>(3)</b>	82.37	0.368	13:48:08.296
10 -	29.355	110.0	56.493	102.1	32.137	104.2	1:57.985	82.14	0.711	13:50:06.281
11 -	29.705	108.9	56.550	102.1	32.281	103.8	1:58.536	81.75	1.262	13:52:04.817
12 -	29.844	108.4	56.873	101.6	32.501	106.0	1:59.218	81.29	1.944	13:54:04.035
13 -	29.489	109.1	57.464	101.3	32.122	105.3	1:59.075	81.38	1.801	13:56:03.110

<b>P34</b>		<b>100</b>		<b>Stephen CAMPBELL</b>		Honda - Campbell Racing				
LAP		SECTOR 1	SECTOR 2	SECTOR 3	LAP TIME	MPH	DIFF	TIME OF DAY		
1 -	OUTLAP	102.1	1:09.585	97.1	41.412	97.3		13:33:11.733		
2 -	35.666	98.8	1:03.897	99.5	36.124	101.9	2:15.687	71.42	9.972	13:35:27.420
3 -	33.608	106.3	1:01.803	99.8	35.028	103.4	2:10.439	74.29	4.724	13:37:37.859
4 -	31.809	105.5	1:00.761	<b>101.0</b>	35.197	103.4	2:07.767	75.85	2.052	13:39:45.626
5 -	31.596	105.6	1:03.529	77.8	IN PIT		2:20.123 <b>P</b>	69.16	14.408	13:42:05.749
6 -	OUTLAP	104.2	1:05.309	96.2	35.866	97.5	4:41.278	34.45	2:35.563	13:46:47.027
7 -	32.779	<b>107.8</b>	1:01.902	99.5	35.360	98.6	2:10.041	74.52	4.326	13:48:57.068
8 -	31.417	106.3	1:00.527	97.6	34.657	<b>103.5</b>	2:06.601 <b>(2)</b>	76.54	0.886	13:51:03.669
9 -	<b>31.397</b>	107.0	<b>59.532</b>	100.7	34.786	98.9	<b>2:05.715 (1)</b>	<b>77.08</b>		<b>13:53:09.384</b>
10 -	32.689	103.8	59.883	99.5	<b>34.184</b>	102.1	2:06.756 <b>(3)</b>	76.45	1.041	13:55:16.140

<b>P35</b>		<b>3</b>		<b>Alex PLATT</b>		Honda - Cresswell Racing				
LAP		SECTOR 1	SECTOR 2	SECTOR 3	LAP TIME	MPH	DIFF	TIME OF DAY		
1 -	OUTLAP	105.6	<b>1:02.066</b>	<b>93.8</b>	<b>34.515</b>	<b>100.3</b>		13:32:18.401		
2 -	<b>30.915</b>	<b>107.8</b>	1:02.950	92.5	35.344	96.0	<b>2:09.209 (1)</b>	<b>75.00</b>		<b>13:34:27.610</b>

**MCRCB BULLETIN TK082****2014 MCE British Superbike Championship - Round 2****2014 Motul British Motostar Championship****QUALIFYING 1 - BEST SPEEDS**

SECTOR 1				SECTOR 2			FINISH LINE		
POS	NO	NAME	MPH	NO	NAME	MPH	NO	NAME	MPH
1	66	Joe IRVING	118.1	76	Ryan SAXELBY	108.9	66	Joe IRVING	112.7
2	34	Jordan WEAVING	117.7	66	Joe IRVING	108.4	42	James HOBSON	112.0
3	76	Ryan SAXELBY	117.7	42	James HOBSON	107.7	76	Ryan SAXELBY	112.0
4	42	James HOBSON	117.5	34	Jordan WEAVING	106.5	34	Jordan WEAVING	111.4
5	36	Jayson URIBE	117.1	6	Taz TAYLOR	106.3	6	Taz TAYLOR	110.5
6	6	Taz TAYLOR	116.1	36	Jayson URIBE	106.3	65	Josh OWENS	110.0
7	12	Edward RENDELL	116.1	72	Alex PERSSON	105.8	13	Sam BURMAN	109.2
8	65	Josh OWENS	115.7	144	Mark CLAYTON	105.8	36	Jayson URIBE	109.2
9	144	Mark CLAYTON	115.3	13	Sam BURMAN	105.6	79	Chris TAYLOR	109.2
10	17	James FLITCROFT	115.1	86	Charlie NESBITT	105.6	86	Charlie NESBITT	109.1
11	79	Chris TAYLOR	115.1	79	Chris TAYLOR	105.5	72	Alex PERSSON	108.9
12	13	Sam BURMAN	114.9	164	Anthony ALONSO	105.5	43	Arnie SHELTON	108.7
13	86	Charlie NESBITT	114.7	65	Josh OWENS	105.3	144	Mark CLAYTON	108.4
14	24	Daniel COSTILLA	114.3	43	Arnie SHELTON	105.1	12	Edward RENDELL	108.0
15	164	Anthony ALONSO	113.7	12	Edward RENDELL	105.0	17	James FLITCROFT	108.0
16	19	Kai JOHNSON	113.1	17	James FLITCROFT	104.5	24	Daniel COSTILLA	107.8
17	72	Alex PERSSON	113.1	25	Mike BROUWERS	104.0	164	Anthony ALONSO	107.7
18	43	Arnie SHELTON	112.9	24	Daniel COSTILLA	103.7	47	Jake ARCHER	107.2
19	90	Greg GREENWOOD	112.9	47	Jake ARCHER	103.4	84	Daniel HERMANSSON	107.2
20	47	Jake ARCHER	112.2	4	Louis VALLELEY	103.2	11	Joseph THOMAS	107.0
21	64	Asher DURHAM	112.2	11	Joseph THOMAS	102.9	25	Mike BROUWERS	106.5
22	84	Daniel HERMANSSON	112.2	84	Daniel HERMANSSON	102.7	82	Jon VINCENT	106.5
23	82	Jon VINCENT	112.2	7	Jamie ASHBY	102.6	90	Greg GREENWOOD	106.3
24	25	Mike BROUWERS	112.0	90	Greg GREENWOOD	102.4	7	Jamie ASHBY	106.1
25	35	Elliot LODGE	111.2	82	Jon VINCENT	102.4	19	Kai JOHNSON	105.8
26	7	Jamie ASHBY	111.1	19	Kai JOHNSON	102.2	35	Elliot LODGE	105.3
27	11	Joseph THOMAS	110.0	35	Elliot LODGE	101.9	16	Thomas DE VRIES	104.6
28	4	Louis VALLELEY	109.6	44	Jake BAYFORD	101.8	4	Louis VALLELEY	104.2
29	44	Jake BAYFORD	109.2	64	Asher DURHAM	101.5	44	Jake BAYFORD	103.8
30	16	Thomas DE VRIES	108.9	100	Stephen CAMPBELL	101.0	64	Asher DURHAM	103.8
31	41	Milo WARD	108.5	45	Mark STRUDWICK	100.6	100	Stephen CAMPBELL	103.5
32	3	Alex PLATT	107.8	16	Thomas DE VRIES	100.4	41	Milo WARD	101.6
33	100	Stephen CAMPBELL	107.8	41	Milo WARD	99.5	69	Tom BOOTH-AMOS	101.6
34	45	Mark STRUDWICK	107.2	69	Tom BOOTH-AMOS	97.6	45	Mark STRUDWICK	101.2
35	69	Tom BOOTH-AMOS	106.1	3	Alex PLATT	93.8	3	Alex PLATT	100.3

Weather / Track : Cloudy / Dry

Oulton Park International  
Circuit Length = 2.6920 miles  
Start: 13:30 Flag 13:55 End: 13:57Results can be found at [www.tsl-timing.com](http://www.tsl-timing.com)

Printed - 13:59 Sunday, 04 May 2014

# MCRCB BULLETIN TK083

## 2014 MCE British Superbike Championship - Round 2

### 2014 Motul British Motostar Championship

#### QUALIFYING 1 - BEST SECTORS

SECTOR 1			SECTOR 2			SECTOR 3			IDEAL / BEST COMPARISON						
POS	NO	NAME	TIME	NO	NAME	TIME	NO	NAME	TIME	POS	NO	NAME	IDEAL	BEST	DIFF
1	66	IRVING	26.718	66	IRVING	50.633	66	IRVING	29.485				<b>PERFECT LAP</b>	<b>1:46.836</b>	
2	12	RENDELL	26.767	12	RENDELL	50.680	34	WEAVING	29.554	1	66	IRVING	1:46.836	1:46.840	0.004
3	34	WEAVING	26.836	76	SAXELBY	51.063	76	SAXELBY	29.558	2	12	RENDELL	1:47.009	1:47.113	0.104
4	17	FLITCROFT	26.910	34	WEAVING	51.272	12	RENDELL	29.562	3	76	SAXELBY	1:47.597	1:47.997	0.400
5	76	SAXELBY	26.976	36	URIBE	51.426	17	FLITCROFT	29.910	4	34	WEAVING	1:47.662	1:48.066	0.404
6	72	PERSSON	27.244	17	FLITCROFT	51.659	36	URIBE	30.031	5	17	FLITCROFT	1:48.479	1:48.689	0.210
7	36	URIBE	27.293	164	ALONSO	52.033	164	ALONSO	30.081	6	36	URIBE	1:48.750	1:49.030	0.280
8	164	ALONSO	27.296	6	TAYLOR	52.044	6	TAYLOR	30.185	7	164	ALONSO	1:49.410	1:49.619	0.209
9	6	TAYLOR	27.305	24	COSTILLA	52.128	42	HOBSON	30.276	8	6	TAYLOR	1:49.534	1:49.682	0.148
10	19	JOHNSON	27.514	65	OWENS	52.429	79	TAYLOR	30.294	9	72	PERSSON	1:50.042	1:50.290	0.248
11	25	BROUWERS	27.605	72	PERSSON	52.482	72	PERSSON	30.316	10	24	COSTILLA	1:50.174	1:50.174	0.000
12	65	OWENS	27.606	43	SHELTON	52.552	65	OWENS	30.365	11	65	OWENS	1:50.400	1:50.590	0.190
13	24	COSTILLA	27.616	25	BROUWERS	52.612	25	BROUWERS	30.389	12	25	BROUWERS	1:50.606	1:50.748	0.142
14	79	TAYLOR	27.676	79	TAYLOR	52.807	24	COSTILLA	30.430	13	79	TAYLOR	1:50.777	1:51.094	0.317
15	42	HOBSON	27.708	69	BOOTH-AMOS	52.882	86	NESBITT	30.458	14	42	HOBSON	1:50.876	1:51.110	0.234
16	11	THOMAS	27.723	86	NESBITT	52.891	43	SHELTON	30.537	15	43	SHELTON	1:50.922	1:51.274	0.352
17	86	NESBITT	27.723	42	HOBSON	52.892	11	THOMAS	30.615	16	86	NESBITT	1:51.072	1:51.095	0.023
18	43	SHELTON	27.833	35	LODGE	52.992	35	LODGE	30.683	17	69	BOOTH-AMOS	1:51.553	1:51.636	0.083
19	64	DURHAM	27.864	64	DURHAM	52.994	64	DURHAM	30.724	18	64	DURHAM	1:51.582	1:51.582	0.000
20	69	BOOTH-AMOS	27.892	19	JOHNSON	53.200	82	VINCENT	30.767	19	11	THOMAS	1:51.634	1:51.835	0.201
21	82	VINCENT	27.980	11	THOMAS	53.296	69	BOOTH-AMOS	30.779	20	35	LODGE	1:51.664	1:51.888	0.224
22	35	LODGE	27.989	82	VINCENT	53.461	19	JOHNSON	30.952	21	19	JOHNSON	1:51.666	1:51.727	0.061
23	144	CLAYTON	28.188	41	WARD	53.603	144	CLAYTON	31.043	22	82	VINCENT	1:52.208	1:52.284	0.076
24	84	HERMANSSON	28.219	144	CLAYTON	53.779	13	BURMAN	31.176	23	144	CLAYTON	1:53.010	1:53.410	0.400
25	41	WARD	28.220	4	VALLELEY	53.853	84	HERMANSSON	31.268	24	41	WARD	1:53.237	1:53.457	0.220
26	13	BURMAN	28.387	13	BURMAN	53.933	90	GREENWOOD	31.348	25	13	BURMAN	1:53.496	1:53.775	0.279
27	4	VALLELEY	28.388	84	HERMANSSON	54.229	41	WARD	31.414	26	84	HERMANSSON	1:53.716	1:53.716	0.000
28	90	GREENWOOD	28.390	90	GREENWOOD	54.736	47	ARCHER	31.587	27	4	VALLELEY	1:53.934	1:54.345	0.411
29	44	BAYFORD	28.691	16	DE VRIES	54.806	4	VALLELEY	31.693	28	90	GREENWOOD	1:54.474	1:54.771	0.297
30	47	ARCHER	28.958	47	ARCHER	54.861	44	BAYFORD	31.825	29	47	ARCHER	1:55.406	1:55.726	0.320
31	16	DE VRIES	29.100	45	STRUDWICK	55.363	7	ASHBY	31.904	30	16	DE VRIES	1:55.850	1:55.950	0.100
32	45	STRUDWICK	29.195	44	BAYFORD	55.454	16	DE VRIES	31.944	31	44	BAYFORD	1:55.970	1:56.108	0.138
33	7	ASHBY	29.236	7	ASHBY	55.789	45	STRUDWICK	31.958	32	45	STRUDWICK	1:56.516	1:56.696	0.180
34	3	PLATT	30.915	100	CAMPBELL	59.532	100	CAMPBELL	34.184	33	7	ASHBY	1:56.929	1:57.274	0.345
35	100	CAMPBELL	31.397	3	PLATT	1:02.066	3	PLATT	34.515	34	100	CAMPBELL	2:05.113	2:05.715	0.602
										35	3	PLATT	2:07.496	2:09.209	1.713

Weather / Track : Cloudy / Dry

Oulton Park International  
Circuit Length = 2.6920 miles  
Start: 13:30 Flag 13:55 End: 13:57

Results can be found at [www.tsl-timing.com](http://www.tsl-timing.com)

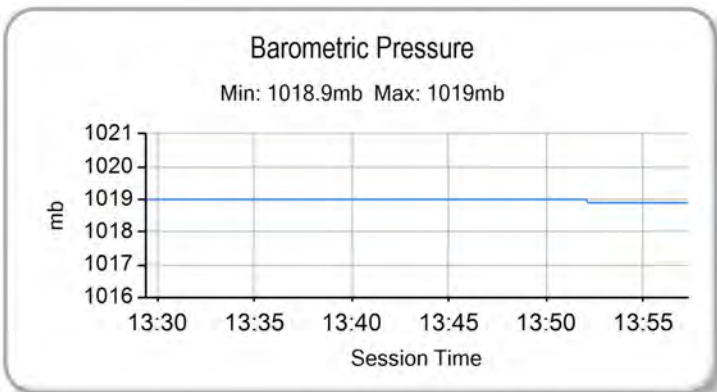
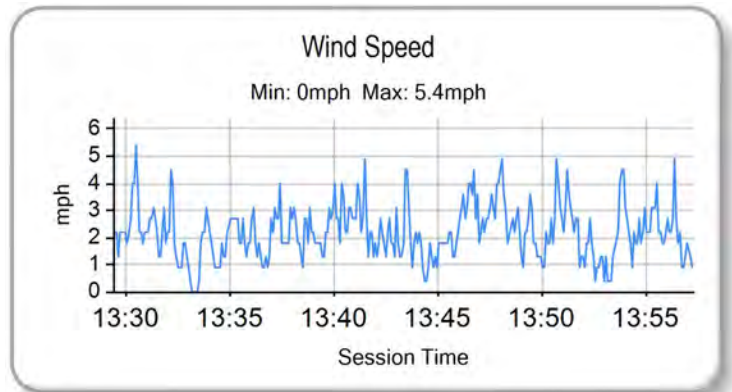
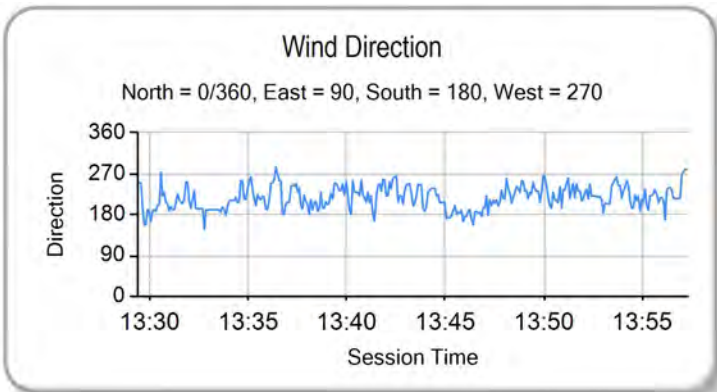
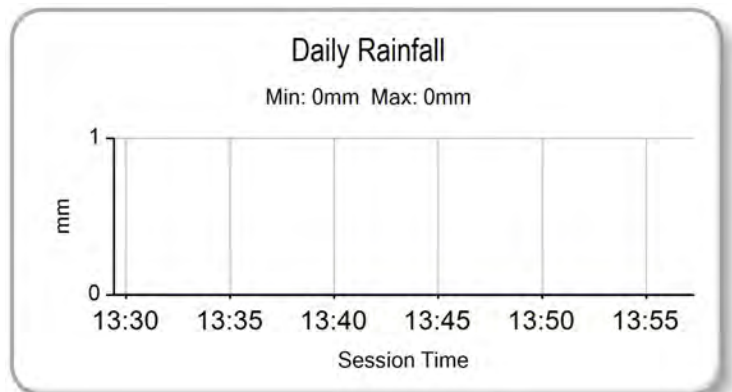
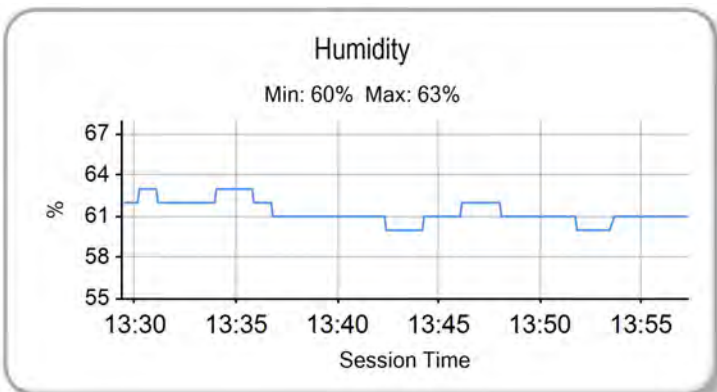
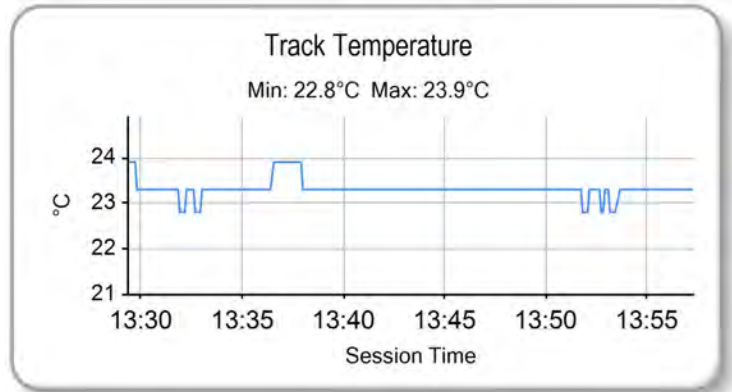
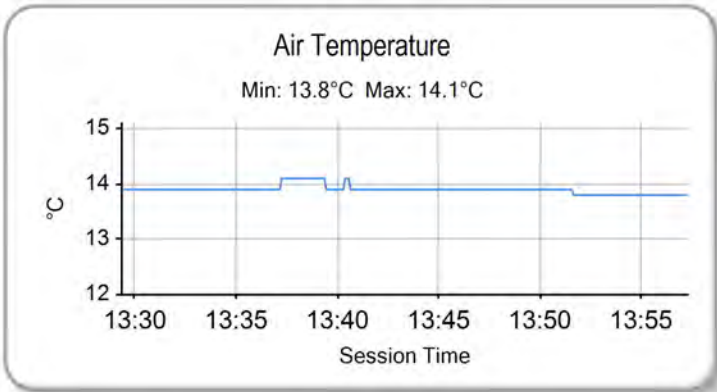
Printed - 13:59 Sunday, 04 May 2014

# MCRCB BULLETIN TK084

## 2014 MCE British Superbike Championship - Round 2

### 2014 Motul British Motostar Championship

#### QUALIFYING 1 - WEATHER CONDITIONS



Weather / Track : Cloudy / Dry

Results can be found at [www.tsl-timing.com](http://www.tsl-timing.com)

Oulton Park International  
Circuit Length = 2.6920 miles  
Start: 13:30 Flag 13:55 End: 13:57

Printed - 13:57 Sunday, 04 May 2014



POS	NO	CL	PIC NAME	ENTRY	FIRST		SECOND		GAP	DIFF
					TIME	LAPS	TIME	LAPS		
1	12		1 Edward RENDELL	Honda - Banks Racing	1:47.113	12	1:46.688	13		
2	34	M3	1 Jordan WEAVING	KTM - Jordan Racing / Burkert	1:48.066	13	1:46.725	14	0.037	0.037
3	66	M3	2 Joe IRVING	KTM - Redline KTM	1:46.840	11	1:47.375	13	0.152	0.115
4	36	M3	3 Jayson URIBE	Honda - FPW Racing / RSR	1:49.030	9	1:47.965	14	1.277	1.125
5	76		2 Ryan SAXELBY	Honda - RS Racing	1:47.997	13	1:48.565	13	1.309	0.032
6	17		3 James FLITCROFT	Nykos - Kinpac Racing	1:48.689	13	1:48.231	14	1.543	0.234
7	24	M3	4 Daniel COSTILLA	Repli-Cast - Repli-Cast UK	1:50.174	14	1:48.486	13	1.798	0.255
8	6		4 Taz TAYLOR	Luyten Honda - FPW Racing / Hookless Holidays	1:49.682	14	1:48.525	14	1.837	0.039
9	164		5 Anthony ALONSO	Honda - SP125 / BARF Racing	1:49.619	14	1:48.636	14	1.948	0.111
10	42	M3	5 James HOBSON	Honda - Two 4 Motorsport	1:51.110	14	1:49.545	13	2.857	0.909
11	86	M3	6 Charlie NESBITT	Repli-Cast - Repli-Cast UK	1:51.095	14	1:49.585	14	2.897	0.040
12	35		6 Elliot LODGE	Honda - SP125 / Spike Racing	1:51.888	10	1:49.957	12	3.269	0.372
13	43		7 Arnie SHELTON	Honda - e3 Motorsport with Shelton Racing	1:51.274	13	1:50.012	14	3.324	0.055
14	11		8 Joseph THOMAS	Honda - Moto UK Racing	1:51.835	11	1:50.015	13	3.327	0.003
15	25	M3	7 Mike BROUWERS	Honda - Joma / Brouwers Racing Team		0	1:50.286	14	3.598	0.271
16	72		9 Alex PERSSON	Honda - PWR / Nordgren Racing	1:50.290	13		1	3.602	0.004
17	65		10 Josh OWENS	Honda - RCD Motorsport	1:50.590	13	1:50.590	14	3.902	0.300
18	79	M3	8 Chris TAYLOR	Honda - Ducati Coventry	1:51.094	14	1:50.721	13	4.033	0.131
19	64		11 Asher DURHAM	Honda - SP125Racing.com	1:51.582	11	1:52.273	11	4.894	0.861
20	69	M3	9 Tom BOOTH-AMOS	BMS Pre M3 - FAB Racing BMS Pre Moto3	1:51.636	8	1:52.624	9	4.948	0.054
21	41		12 Milo WARD	Luyten Honda - FPW Racing	1:53.457	7	1:51.649	10	4.961	0.013
22	19		13 Kai JOHNSON	Nykos - Kinpac Racing	1:51.727	14	1:52.435	12	5.039	0.078
23	144		14 Mark CLAYTON	Ha - MC Racing	1:53.410	13	1:52.002	13	5.314	0.275
24	84		15 Daniel HERMANSSON	TSR Luyten - FPW Racing	1:53.716	13	1:52.246	14	5.558	0.244
25	82		16 Jon VINCENT	Honda - Molly / JVR Racing	1:52.284	5		1	5.596	0.038
26	13	M3	10 Sam BURMAN	Honda - WNT / Burman Racing	1:53.775	13	1:52.704	14	6.016	0.420
27	44		17 Jake BAYFORD	Honda - Intek Adhesives by SGR Racing	1:56.108	13	1:53.878	11	7.190	1.174
28	4		18 Louis VALLELEY	KTM - Century 21 / Cresswell Racing	1:54.345	13	1:54.179	13	7.491	0.301
29	47		19 Jake ARCHER	Honda - Jake Archer Racing	1:55.726	12	1:54.409	12	7.721	0.230
30	16	M3	11 Thomas DE VRIES	Honda - DAT Racing	1:55.950	13	1:54.581	13	7.893	0.172
31	90		20 Greg GREENWOOD	Luyten Honda - FPW Racing	1:54.771	13	1:54.659	13	7.971	0.078
32	45		21 Mark STRUDWICK	Honda - MTS Racing	1:56.696	13	1:55.756	12	9.068	1.097
33	7		22 Jamie ASHBY	Honda - JPA Racing / SP125	1:57.274	13	1:56.279	13	9.591	0.523
34	100		23 Stephen CAMPBELL	Honda - Campbell Racing	2:05.715	10	2:00.834	10	14.146	4.555
35	3		24 Alex PLATT	Honda - Cresswell Racing	2:09.209	2		0	22.521	8.375

\* #25 - Q1 times disallowed - maximum rev limit exceeded at post session technical

Weather / Track : Cloudy / Dry

These results are provisional until the conclusion of any judicial and technical matters.

Oulton Park International  
Circuit Length = 2.6920 miles  
Start: 17:55 Flag 18:20 End: 18:23

Race Director :	Stewards :	Timekeeper :
-----------------	------------	--------------

Results can be found at [www.britishsuperbike.com](http://www.britishsuperbike.com)

Printed - 18:27 Sunday, 04 May 2014



## QUALIFYING 2 - CLASSIFICATION



POS	NO	CL	PIC NAME	ENTRY	TIME	ON	LAPS	GAP	DIFF	MPH
1	12		1 Edward RENDELL	Honda - Banks Racing	1:46.688	11	13			90.83
2	34	M3	1 Jordan WEAVING	KTM - Jordan Racing / Burkert	1:46.725	14	14	0.037	0.037	90.80
3	66	M3	2 Joe IRVING	KTM - Redline KTM	1:47.375	12	13	0.687	0.650	90.25
4	36	M3	3 Jayson URIBE	Honda - FPW Racing / RSR	1:47.965	12	14	1.277	0.590	89.76
5	17		2 James FLITCROFT	Nykos - Kinpac Racing	1:48.231	13	14	1.543	0.266	89.54
6	24	M3	4 Daniel COSTILLA	Repli-Cast - Repli-Cast UK	1:48.486	12	13	1.798	0.255	89.33
7	6		3 Taz TAYLOR	Luyten Honda - FPW Racing / Hookless Holidays	1:48.525	11	14	1.837	0.039	89.30
8	76		4 Ryan SAXELBY	Honda - RS Racing	1:48.565	10	13	1.877	0.040	89.26
9	164		5 Anthony ALONSO	Honda - SP125 / BARF Racing	1:48.636	13	14	1.948	0.071	89.20
10	42	M3	5 James HOBSON	Honda - Two 4 Motorsport	1:49.545	12	13	2.857	0.909	88.46
11	86	M3	6 Charlie NESBITT	Repli-Cast - Repli-Cast UK	1:49.585	14	14	2.897	0.040	88.43
12	35		6 Elliot LODGE	Honda - SP125 / Spike Racing	1:49.957	9	12	3.269	0.372	88.13
13	43		7 Arnie SHELTON	Honda - e3 Motorsport with Shelton Racing	1:50.012	12	14	3.324	0.055	88.09
14	11		8 Joseph THOMAS	Honda - Moto UK Racing	1:50.015	7	13	3.327	0.003	88.09
15	25	M3	7 Mike BROUWERS	Honda - Joma / Brouwers Racing Team	1:50.286	12	14	3.598	0.271	87.87
16	65		9 Josh OWENS	Honda - RCD Motorsport	1:50.590	11	14	3.902	0.304	87.63
17	79	M3	8 Chris TAYLOR	Honda - Ducati Coventry	1:50.721	7	13	4.033	0.131	87.52
18	41		10 Milo WARD	Luyten Honda - FPW Racing	1:51.649	9	10	4.961	0.928	86.80
19	144		11 Mark CLAYTON	Ha - MC Racing	1:52.002	10	13	5.314	0.353	86.52
20	84		12 Daniel HERMANSSON	TSR Luyten - FPW Racing	1:52.246	11	14	5.558	0.244	86.33
21	64		13 Asher DURHAM	Honda - SP125Racing.com	1:52.273	10	11	5.585	0.027	86.31
22	19		14 Kai JOHNSON	Nykos - Kinpac Racing	1:52.435	11	12	5.747	0.162	86.19
23	69	M3	9 Tom BOOTH-AMOS	BMS Pre M3 - FAB Racing BMS Pre Moto3	1:52.624	8	9	5.936	0.189	86.05
24	13	M3	10 Sam BURMAN	Honda - WNT / Burman Racing	1:52.704	9	14	6.016	0.080	85.98
25	44		15 Jake BAYFORD	Honda - Intek Adhesives by SGR Racing	1:53.878	10	11	7.190	1.174	85.10
26	4		16 Louis VALLELEY	KTM - Century 21 / Cresswell Racing	1:54.179	12	13	7.491	0.301	84.87
27	47		17 Jake ARCHER	Honda - Jake Archer Racing	1:54.409	12	12	7.721	0.230	84.70
28	16	M3	11 Thomas DE VRIES	Honda - DAT Racing	1:54.581	11	13	7.893	0.172	84.58
29	90		18 Greg GREENWOOD	Luyten Honda - FPW Racing	1:54.659	12	13	7.971	0.078	84.52
30	45		19 Mark STRUDWICK	Honda - MTS Racing	1:55.756	5	12	9.068	1.097	83.72
31	7		20 Jamie ASHBY	Honda - JPA Racing / SP125	1:56.279	10	13	9.591	0.523	83.34

QUALIFYING LAPTIME (110.0% of 1:46.688) = 1:57.356

32	100		21 Stephen CAMPBELL	Honda - Campbell Racing	2:00.834	9	10	14.146	4.555	80.20
33	72		22 Alex PERSSON	Honda - PWR / Nordgren Racing			1			
34	82		23 Jon VINCENT	Honda - Molly / JVR Racing			1			
35	3		24 Alex PLATT	Honda - Cresswell Racing						

\* #25 - Q1 times disallowed - maximum rev limit exceeded at post session technical

Weather / Track : Cloudy / Dry

These results are provisional until the conclusion of any judicial and technical matters.

Oulton Park International

Circuit Length = 2.6920 miles

Start: 17:55 Flag 18:20 End: 18:23

Race Director :	Stewards :	Timekeeper :
-----------------	------------	--------------

Results can be found at [www.britishsuperbike.com](http://www.britishsuperbike.com)

Printed - 18:25 Sunday, 04 May 2014



# MCRCB BULLETIN TK141

## 2014 MCE British Superbike Championship - Round 2

## 2014 Motul British Motostar Championship

### QUALIFYING 2 - SECTOR ANALYSIS

SECTOR 1 = FL to I1, SECTOR 2 = I1 to I2, SECTOR 3 = I2 to FL, DIFF = Difference To Personal Best Lap

P1		12		Edward RENDELL		Honda - Banks Racing					
LAP		SECTOR 1	SECTOR 2		SECTOR 3		LAP TIME	MPH	DIFF	TIME OF DAY	
1 -	OUTLAP	110.1	53.380	101.2	30.705	106.0				17:57:42.643	
2 -		27.305	113.1	52.432	96.6	30.563	106.6	1:50.300	87.86	3.612	17:59:32.943
3 -		27.604	112.9	51.067	<b>104.8</b>	30.087	107.3	1:48.758	89.10	2.070	18:01:21.701
4 -		26.975	113.7	51.452	103.5	29.961	107.0	1:48.388	89.41	1.700	18:03:10.089
5 -		26.731	114.3	51.528	104.2	29.969	107.7	1:48.228	89.54	1.540	18:04:58.317
6 -		26.941	113.5	51.025	102.6	30.108	107.2	1:48.074	89.67	1.386	18:06:46.391
7 -		26.847	113.3	50.781	103.2	<b>29.555</b>	<b>108.5</b>	1:47.183 (3)	90.41	0.495	18:08:33.574
8 -		26.969	114.1	51.456	102.9	IN PIT		1:53.671 P	85.25	6.983	18:10:27.245
9 -	OUTLAP	<b>114.7</b>	51.530	104.2	29.838	106.6	3:13.577	50.06	1:26.889		18:13:40.822
10 -		26.724	113.1	50.975	100.9	29.964	106.5	1:47.663	90.01	0.975	18:15:28.485
11 -		26.695	113.5	<b>50.349</b>	103.7	29.644	107.0	<b>1:46.688 (1)</b>	<b>90.83</b>		<b>18:17:15.173</b>
12 -		<b>26.568</b>	113.7	50.607	103.7	29.598	107.8	1:46.773 (2)	90.76	0.085	18:19:01.946
13 -		26.890	112.9	50.691	103.4	29.908	107.3	1:47.489	90.16	0.801	18:20:49.435

P2		34 M3		Jordan WEAVING		KTM - Jordan Racing / Burkert					
LAP		SECTOR 1	SECTOR 2		SECTOR 3		LAP TIME	MPH	DIFF	TIME OF DAY	
1 -	OUTLAP	110.3	55.488	103.5	30.859	106.1					17:57:01.763
2 -		28.157	115.7	52.709	105.0	29.888	110.1	1:50.754	87.50	4.029	17:58:52.517
3 -		27.117	117.1	51.743	105.5	29.849	110.3	1:48.709	89.14	1.984	18:00:41.226
4 -		29.122	84.5	1:03.634	95.7	33.770	108.0	2:06.526	76.59	19.801	18:02:47.752
5 -		28.234	106.8	52.949	104.2	29.769	110.5	1:50.952	87.34	4.227	18:04:38.704
6 -		26.908	117.1	51.218	106.1	29.437	112.4	1:47.563	90.09	0.838	18:06:26.267
7 -		26.737	118.1	50.865	<b>107.5</b>	29.647	111.4	1:47.249 (2)	90.36	0.524	18:08:13.516
8 -		27.367	118.1	54.038	94.1	30.752	<b>112.5</b>	1:52.157	86.40	5.432	18:10:05.673
9 -		26.870	117.9	53.955	96.1	30.387	111.6	1:51.212	87.14	4.487	18:11:56.885
10 -		27.383	116.3	53.299	105.8	<b>29.343</b>	110.5	1:50.025	88.08	3.300	18:13:46.910
11 -		26.748	117.5	50.856	107.2	29.955	110.5	1:47.559	90.10	0.834	18:15:34.469
12 -		26.886	<b>118.5</b>	51.159	104.5	29.441	110.5	1:47.486 (3)	90.16	0.761	18:17:21.955
13 -		26.859	117.1	51.298	105.5	29.485	109.6	1:47.642	90.03	0.917	18:19:09.597
14 -		<b>26.683</b>	116.9	<b>50.665</b>	105.1	29.377	110.1	<b>1:46.725 (1)</b>	<b>90.80</b>		<b>18:20:56.322</b>

P3		66 M3		Joe IRVING		KTM - Redline KTM					
LAP		SECTOR 1	SECTOR 2		SECTOR 3		LAP TIME	MPH	DIFF	TIME OF DAY	
1 -	OUTLAP	114.9	54.622	90.6	30.709	112.5					17:57:19.587
2 -		27.141	117.3	51.829	107.0	30.069	113.5	1:49.039	88.87	1.664	17:59:08.626
3 -		26.870	111.2	54.070	105.8	29.680	<b>114.5</b>	1:50.620	87.60	3.245	18:00:59.246
4 -		27.063	<b>120.2</b>	51.480	<b>108.4</b>	29.803	106.6	1:48.346	89.44	0.971	18:02:47.592
5 -		27.215	117.9	<b>50.943</b>	107.3	29.542	112.9	1:47.700 (3)	89.98	0.325	18:04:35.292
6 -		26.663	118.9	52.201	107.2	29.872	108.5	1:48.736	89.12	1.361	18:06:24.028
7 -		26.928	117.1	51.624	106.8	30.436	113.7	1:48.988	88.92	1.613	18:08:13.016
8 -		27.782	116.7	53.890	96.9	30.598	111.4	1:52.270	86.32	4.895	18:10:05.286
9 -		26.942	115.7	54.097	107.3	29.778	112.5	1:50.817	87.45	3.442	18:11:56.103
10 -		27.327	116.9	51.633	105.8	IN PIT		1:55.342 P	84.02	7.967	18:13:51.445
11 -	OUTLAP	117.7	51.120	107.5	29.396	113.1	2:52.384	56.21	1:05.009		18:16:43.829
12 -		<b>26.485</b>	118.9	51.666	107.7	<b>29.224</b>	113.7	<b>1:47.375 (1)</b>	<b>90.25</b>		<b>18:18:31.204</b>
13 -		27.027	118.5	50.980	107.3	29.620	110.5	1:47.627 (2)	90.04	0.252	18:20:18.831

P4		36 M3		Jayson URIBE		Honda - FPW Racing / RSR					
LAP		SECTOR 1	SECTOR 2		SECTOR 3		LAP TIME	MPH	DIFF	TIME OF DAY	
1 -	OUTLAP	112.4	54.595	103.8	30.548	108.4					17:56:58.209
2 -		27.721	114.7	52.871	104.3	30.454	108.4	1:51.046	87.27	3.081	17:58:49.255
3 -		27.820	113.1	52.117	103.5	30.304	107.8	1:50.241	87.91	2.276	18:00:39.496
4 -		27.966	113.9	51.484	103.7	30.108	107.5	1:49.558	88.45	1.593	18:02:29.054
5 -		27.664	114.3	51.559	103.4	30.103	108.0	1:49.326	88.64	1.361	18:04:18.380
6 -		27.588	113.1	51.364	103.4	<b>29.803</b>	108.4	1:48.755	89.11	0.790	18:06:07.135
7 -		27.273	114.9	52.552	103.7	30.388	105.3	1:50.213	87.93	2.248	18:07:57.348
8 -		27.441	114.9	52.699	<b>106.1</b>	30.649	107.0	1:50.789	87.47	2.824	18:09:48.137
9 -		27.440	<b>115.7</b>	51.751	105.8	30.346	<b>109.1</b>	1:49.537	88.47	1.572	18:11:37.674
10 -		27.378	114.5	50.973	104.2	29.844	107.8	1:48.195	89.57	0.230	18:13:25.869

Weather / Track : Cloudy / Dry

Oulton Park International  
Circuit Length = 2.6920 miles  
Start: 17:55 Flag 18:20 End: 18:23



# MCRCB BULLETIN TK141

## 2014 MCE British Superbike Championship - Round 2

### 2014 Motul British Motostar Championship

#### QUALIFYING 2 - SECTOR ANALYSIS

SECTOR 1 = FL to I1, SECTOR 2 = I1 to I2, SECTOR 3 = I2 to FL, DIFF = Difference To Personal Best Lap

11 -	27.125	114.5	50.999	104.0	30.040	107.0	1:48.164	(2)	89.59	0.199	18:15:14.033
<b>12 -</b>	<b>27.103</b>	114.7	<b>50.908</b>	105.1	29.954	107.8	<b>1:47.965</b>	(1)	<b>89.76</b>		<b>18:17:01.998</b>
13 -	27.704	115.3	51.430	104.8	30.499	108.2	1:49.633		88.39	1.668	18:18:51.631
14 -	27.219	114.9	50.975	103.8	29.991	108.5	1:48.185	(3)	89.58	0.220	18:20:39.816

<b>P5</b>		<b>17</b>		<b>James FLITCROFT</b>		Nykos - Kinpac Racing					
LAP	SECTOR 1	SECTOR 2	SECTOR 3	LAP TIME	MPH	DIFF	TIME OF DAY				
1 -	OUTLAP	111.8	54.876	103.5	30.683	107.2					17:56:59.824
2 -	27.526	113.9	52.715	103.2	30.142	108.2	1:50.383		87.79	2.152	17:58:50.207
3 -	27.384	112.4	56.379	100.9	30.534	106.8	1:54.297		84.79	6.066	18:00:44.504
4 -	27.299	113.3	52.402	103.2	29.990	107.8	1:49.691		88.35	1.460	18:02:34.195
5 -	26.955	114.3	52.352	102.2	30.240	109.4	1:49.547		88.46	1.316	18:04:23.742
6 -	33.422	73.5	58.818	96.6	31.178	108.7	2:03.418		78.52	15.187	18:06:27.160
7 -	<b>26.842</b>	115.3	51.694	<b>104.6</b>	29.807	110.0	1:48.343	(2)	89.45	0.112	18:08:15.503
8 -	27.051	<b>117.1</b>	52.377	102.4	31.019	<b>110.3</b>	1:50.447		87.74	2.216	18:10:05.950
9 -	26.954	116.5	52.038	103.0	31.537	109.4	1:50.529		87.68	2.298	18:11:56.479
10 -	27.137	116.1	52.109	104.0	30.015	107.7	1:49.261		88.69	1.030	18:13:45.740
11 -	26.929	113.1	51.687	103.5	30.033	107.2	1:48.649		89.19	0.418	18:15:34.389
12 -	26.901	113.3	52.030	102.7	<b>29.772</b>	107.3	1:48.703		89.15	0.472	18:17:23.092
<b>13 -</b>	26.859	113.9	51.529	103.2	29.843	107.3	<b>1:48.231</b>	(1)	<b>89.54</b>		<b>18:19:11.323</b>
14 -	26.850	114.3	<b>51.384</b>	103.0	30.173	105.8	1:48.407	(3)	89.39	0.176	18:20:59.730

<b>P6</b>		<b>24 M3</b>		<b>Daniel COSTILLA</b>		Repli-Cast - Repli-Cast UK					
LAP	SECTOR 1	SECTOR 2	SECTOR 3	LAP TIME	MPH	DIFF	TIME OF DAY				
1 -	OUTLAP	111.4	54.589	97.3	IN PIT			<b>P</b>			17:57:31.341
2 -	OUTLAP	110.9	53.125	101.5	30.910	105.8	2:31.783		63.84	43.297	18:00:03.124
3 -	27.763	112.4	52.398	102.1	30.553	107.0	1:50.714		87.53	2.228	18:01:53.838
4 -	27.535	<b>113.1</b>	52.650	101.9	30.686	105.5	1:50.871		87.41	2.385	18:03:44.709
5 -	27.665	111.2	51.951	101.9	30.537	105.5	1:50.153	(3)	87.98	1.667	18:05:34.862
6 -	27.626	110.9	55.731	95.4	31.495	105.6	1:54.852		84.38	6.366	18:07:29.714
7 -	27.478	111.8	52.481	101.8	31.953	103.4	1:51.912		86.59	3.426	18:09:21.626
8 -	28.346	107.8	52.760	101.5	30.738	105.6	1:51.844		86.65	3.358	18:11:13.470
9 -	27.452	112.0	52.172	102.4	30.740	105.0	1:50.364		87.81	1.878	18:13:03.834
10 -	27.888	111.6	52.257	101.5	30.617	105.6	1:50.762		87.49	2.276	18:14:54.596
11 -	27.285	112.0	52.014	100.9	30.500	<b>107.2</b>	1:49.799	(2)	88.26	1.313	18:16:44.395
<b>12 -</b>	<b>27.015</b>	<b>113.1</b>	<b>51.436</b>	<b>102.9</b>	<b>30.035</b>	106.5	<b>1:48.486</b>	(1)	<b>89.33</b>		<b>18:18:32.881</b>
13 -	27.476	112.7	52.758	102.6	31.340	103.4	1:51.574		86.85	3.088	18:20:24.455

<b>P7</b>		<b>6</b>		<b>Taz TAYLOR</b>		Luyten Honda - FPW Racing / Hookless Holidays					
LAP	SECTOR 1	SECTOR 2	SECTOR 3	LAP TIME	MPH	DIFF	TIME OF DAY				
1 -	OUTLAP	111.6	54.504	102.4	31.283	106.5					17:56:57.607
2 -	27.904	111.6	53.107	101.3	30.768	108.7	1:51.779		86.70	3.254	17:58:49.386
3 -	27.843	114.5	52.615	102.9	30.406	108.2	1:50.864		87.41	2.339	18:00:40.250
4 -	27.402	114.9	52.054	104.0	30.212	107.8	1:49.668		88.36	1.143	18:02:29.918
5 -	27.143	114.1	51.762	102.6	30.229	108.4	1:49.134		88.80	0.609	18:04:19.052
6 -	27.082	114.5	51.819	103.4	30.052	107.8	1:48.953		88.94	0.428	18:06:08.005
7 -	27.107	114.3	52.346	101.3	30.204	108.0	1:49.657		88.37	1.132	18:07:57.662
8 -	27.182	<b>115.9</b>	52.432	<b>104.3</b>	30.749	107.3	1:50.363		87.81	1.838	18:09:48.025
9 -	27.170	114.3	51.992	103.2	30.436	107.8	1:49.598		88.42	1.073	18:11:37.623
10 -	27.594	114.7	51.573	104.0	<b>30.000</b>	107.8	1:49.167		88.77	0.642	18:13:26.790
<b>11 -</b>	27.103	113.5	<b>51.422</b>	103.5	<b>30.000</b>	108.0	<b>1:48.525</b>	(1)	<b>89.30</b>		<b>18:15:15.315</b>
12 -	<b>26.861</b>	114.7	51.689	103.8	30.075	107.7	1:48.625	(2)	89.21	0.100	18:17:03.940
13 -	27.167	114.1	51.651	104.2	30.111	<b>110.1</b>	1:48.929	(3)	88.96	0.404	18:18:52.869
14 -	27.441	114.3	51.632	103.4	30.098	107.8	1:49.171		88.77	0.646	18:20:42.040

<b>P8</b>		<b>76</b>		<b>Ryan SAXELBY</b>		Honda - RS Racing					
LAP	SECTOR 1	SECTOR 2	SECTOR 3	LAP TIME	MPH	DIFF	TIME OF DAY				
1 -	OUTLAP	111.8	54.400	102.4	36.518	108.7					17:57:02.593
2 -	31.178	79.5	1:03.011	94.5	32.193	<b>112.7</b>	2:06.382		76.68	17.817	17:59:08.975
3 -	27.270	117.9	53.418	94.9	35.886	111.1	1:56.574		83.13	8.009	18:01:05.549
4 -	27.121	118.3	53.373	106.0	31.171	110.9	1:51.665		86.78	3.100	18:02:57.214

Weather / Track : Cloudy / Dry

Oulton Park International  
Circuit Length = 2.6920 miles  
Start: 17:55 Flag 18:20 End: 18:23



**MCRCB BULLETIN TK141**

**2014 MCE British Superbike Championship - Round 2**

**2014 Motul British Motostar Championship**

**QUALIFYING 2 - SECTOR ANALYSIS**

SECTOR 1 = FL to I1, SECTOR 2 = I1 to I2, SECTOR 3 = I2 to FL, DIFF = Difference To Personal Best Lap

LAP	SECTOR 1	SECTOR 2	SECTOR 3	DIFF	IN PIT	LAP TIME	MPH	DIFF	TIME OF DAY	
5 -	28.056	115.5	53.616	<b>107.0</b>	IN PIT	2:01.475	P 79.78	12.910	18:04:58.689	
6 -	OUTLAP	113.3	53.468	104.6	30.690	109.8	3:13.836	49.99	1:25.271	18:08:12.525
7 -	27.686	110.9	54.407	96.5	30.920	112.4	1:53.013	85.75	4.448	18:10:05.538
8 -	27.167	<b>119.8</b>	51.740	103.2	31.622	109.1	1:50.529	87.68	1.964	18:11:56.067
9 -	27.221	114.1	56.317	106.3	29.987	110.7	1:53.525	85.36	4.960	18:13:49.592
<b>10 -</b>	<b>27.382</b>	115.1	<b>51.557</b>	106.3	<b>29.626</b>	111.8	<b>1:48.565 (1)</b>	<b>89.26</b>		<b>18:15:38.157</b>
11 -	<b>27.046</b>	118.1	52.193	106.3	30.079	110.9	1:49.318 <b>(2)</b>	88.65	0.753	18:17:27.475
12 -	27.312	115.7	52.375	105.6	30.162	108.7	1:49.849 <b>(3)</b>	88.22	1.284	18:19:17.324
13 -	28.265	89.7	57.210	102.9	30.374	109.2	1:55.849	83.65	7.284	18:21:13.173

<b>P9 164 Anthony ALONSO</b>		Honda - SP125 / BARF Racing								
LAP	SECTOR 1	SECTOR 2	SECTOR 3	LAP TIME	MPH	DIFF	TIME OF DAY			
1 -	OUTLAP	108.7	57.482	99.1	32.385	106.3			17:57:03.945	
2 -	28.850	111.8	54.751	100.1	31.193	108.0	1:54.794	84.42	6.158	17:58:58.739
3 -	27.501	114.1	57.566	99.2	30.626	108.0	1:55.693	83.76	7.057	18:00:54.432
4 -	27.753	113.9	53.062	101.3	30.903	106.5	1:51.718	86.74	3.082	18:02:46.150
5 -	27.639	112.2	52.341	103.2	30.257	107.2	1:50.237	87.91	1.601	18:04:36.387
6 -	27.403	112.0	52.222	103.0	30.157	107.5	1:49.782	88.27	1.146	18:06:26.169
7 -	27.044	<b>115.3</b>	51.979	103.5	30.111	107.5	1:49.134 <b>(2)</b>	88.80	0.498	18:08:15.303
8 -	27.251	113.3	58.222	97.1	30.375	107.5	1:55.848	83.65	7.212	18:10:11.151
9 -	27.092	114.3	52.365	103.2	30.408	106.3	1:49.865	88.21	1.229	18:12:01.016
10 -	27.258	112.4	52.099	102.7	<b>29.818</b>	107.8	1:49.175 <b>(3)</b>	88.76	0.539	18:13:50.191
11 -	27.472	111.4	52.569	102.9	30.165	<b>108.4</b>	1:50.206	87.93	1.570	18:15:40.397
12 -	27.762	111.2	52.568	102.6	30.072	107.7	1:50.402	87.78	1.766	18:17:30.799
<b>13 -</b>	<b>27.014</b>	113.3	<b>51.691</b>	<b>103.7</b>	29.931	107.2	<b>1:48.636 (1)</b>	<b>89.20</b>		<b>18:19:19.435</b>
14 -	27.652	112.0	52.045	101.8	29.933	107.3	1:49.630	88.40	0.994	18:21:09.065

<b>P10 42 M3 James HOBSON</b>		Honda - Two 4 Motorsport								
LAP	SECTOR 1	SECTOR 2	SECTOR 3	LAP TIME	MPH	DIFF	TIME OF DAY			
1 -	OUTLAP	92.5	1:00.306	104.0	31.747	111.8			17:57:15.188	
2 -	28.931	115.3	54.697	106.8	31.211	111.1	1:54.839	84.39	5.294	17:59:10.027
3 -	28.621	114.9	54.353	104.3	30.936	112.0	1:53.910	85.07	4.365	18:01:03.937
4 -	28.214	116.7	53.776	107.7	31.074	111.4	1:53.064	85.71	3.519	18:02:57.001
5 -	28.205	<b>117.7</b>	53.615	105.5	IN PIT		2:00.951	P 80.12	11.406	18:04:57.952
6 -	OUTLAP	115.9	53.650	106.5	30.446	113.1	3:15.004	49.69	1:25.459	18:08:12.956
7 -	27.853	116.3	54.293	91.1	32.389	113.1	1:54.535	84.61	4.990	18:10:07.491
8 -	27.448	117.5	52.544	107.8	30.170	112.7	1:50.162 <b>(3)</b>	87.97	0.617	18:11:57.653
9 -	27.586	117.3	54.173	106.6	30.246	<b>113.3</b>	1:52.005	86.52	2.460	18:13:49.658
10 -	27.779	<b>117.7</b>	52.576	106.0	30.087	112.0	1:50.442	87.75	0.897	18:15:40.100
11 -	27.789	116.9	53.101	<b>108.2</b>	30.516	112.2	1:51.406	86.99	1.861	18:17:31.506
<b>12 -</b>	<b>27.379</b>	<b>117.7</b>	52.328	107.3	<b>29.838</b>	112.7	<b>1:49.545 (1)</b>	<b>88.46</b>		<b>18:19:21.051</b>
13 -	27.591	<b>117.7</b>	<b>52.182</b>	107.2	29.843	112.7	1:49.616 <b>(2)</b>	88.41	0.071	18:21:10.667

<b>P11 86 M3 Charlie NESBITT</b>		Repli-Cast - Repli-Cast UK								
LAP	SECTOR 1	SECTOR 2	SECTOR 3	LAP TIME	MPH	DIFF	TIME OF DAY			
1 -	OUTLAP	109.2	55.535	103.5	31.116	108.0			17:57:05.704	
2 -	28.009	116.5	53.783	102.9	30.513	107.7	1:52.305	86.29	2.720	17:58:58.009
3 -	27.988	114.3	53.965	102.9	30.375	107.8	1:52.328	86.27	2.743	18:00:50.337
4 -	27.558	114.3	52.996	103.5	30.444	107.8	1:50.998	87.31	1.413	18:02:41.335
5 -	27.573	114.3	53.268	102.4	30.713	106.1	1:51.554	86.87	1.969	18:04:32.889
6 -	27.487	113.5	53.154	102.6	30.550	106.8	1:51.191	87.15	1.606	18:06:24.080
7 -	27.477	115.7	<b>52.122</b>	103.8	30.234	109.1	1:49.833 <b>(3)</b>	88.23	0.248	18:08:13.913
8 -	27.602	114.7	53.635	95.4	31.136	<b>109.6</b>	1:52.373	86.24	2.788	18:10:06.286
9 -	27.124	115.5	52.749	102.6	30.439	108.0	1:50.312	87.85	0.727	18:11:56.598
10 -	27.788	<b>116.9</b>	53.458	103.8	<b>29.862</b>	108.2	1:51.108	87.22	1.523	18:13:47.706
11 -	<b>26.992</b>	115.3	52.299	<b>104.2</b>	30.485	106.8	1:49.776 <b>(2)</b>	88.28	0.191	18:15:37.482
12 -	27.559	114.1	52.525	<b>104.2</b>	30.215	108.4	1:50.299	87.86	0.714	18:17:27.781
13 -	27.300	115.1	52.908	102.4	30.057	107.3	1:50.265	87.89	0.680	18:19:18.046
<b>14 -</b>	27.172	114.1	52.125	102.7	30.288	107.2	<b>1:49.585 (1)</b>	<b>88.43</b>		<b>18:21:07.631</b>

Weather / Track : Cloudy / Dry

Oulton Park International  
 Circuit Length = 2.6920 miles  
 Start: 17:55 Flag 18:20 End: 18:23

# MCRCB BULLETIN TK141

## 2014 MCE British Superbike Championship - Round 2

### 2014 Motul British Motostar Championship

#### QUALIFYING 2 - SECTOR ANALYSIS

SECTOR 1 = FL to I1, SECTOR 2 = I1 to I2, SECTOR 3 = I2 to FL, DIFF = Difference To Personal Best Lap

P12 35		Elliot LODGE		Honda - SP125 / Spike Racing				
LAP	SECTOR 1	SECTOR 2	SECTOR 3	LAP TIME	MPH	DIFF	TIME OF DAY	
1 -	OUTLAP	105.8	56.223	98.9	31.602	103.4		
2 -	29.138	107.8	53.688	98.8	IN PIT		1:59.146 P 81.33 9.189 17:59:00.381	
3 -	OUTLAP	106.6	54.045	101.2	30.383	105.5	5:36.684 28.78 3:46.727 18:04:37.065	
4 -	27.494	110.1	52.746	101.6	30.450	105.5	1:50.690 87.55 0.733 18:06:27.755	
5 -	27.711	108.9	52.664	100.1	30.604	104.3	1:50.979 87.32 1.022 18:08:18.734	
6 -	27.614	108.4	52.842	100.1	31.134	103.7	1:51.590 86.84 1.633 18:10:10.324	
7 -	27.730	109.2	52.317	100.7	30.757	<b>106.3</b>	1:50.804 87.46 0.847 18:12:01.128	
8 -	27.458	111.1	52.442	100.9	30.360	104.3	1:50.260 (2) 87.89 0.303 18:13:51.388	
9 -	27.467	110.3	52.196	101.2	<b>30.294</b>	104.3	<b>1:49.957 (1) 88.13 18:15:41.345</b>	
10 -	27.781	109.8	<b>52.176</b>	<b>101.9</b>	30.558	104.8	1:50.515 (3) 87.69 0.558 18:17:31.860	
11 -	<b>27.280</b>	<b>112.2</b>	57.272	94.6	31.005	103.5	1:55.557 83.86 5.600 18:19:27.417	
12 -	27.739	108.7	52.437	99.7	30.581	103.8	1:50.757 87.50 0.800 18:21:18.174	

P13 43		Arnie SHELTON		Honda - e3 Motorsport with Shelton Racing				
LAP	SECTOR 1	SECTOR 2	SECTOR 3	LAP TIME	MPH	DIFF	TIME OF DAY	
1 -	OUTLAP	106.1	57.524	101.0	32.527	106.5		
2 -	28.829	112.0	54.466	103.2	30.837	<b>109.6</b>	1:54.132 84.91 4.120 17:59:03.424	
3 -	28.535	113.5	54.484	101.3	30.799	108.7	1:53.818 85.14 3.806 18:00:57.242	
4 -	28.085	114.3	53.991	103.0	30.901	108.9	1:52.977 85.78 2.965 18:02:50.219	
5 -	28.208	113.9	53.263	104.5	31.075	108.7	1:52.546 86.10 2.534 18:04:42.765	
6 -	30.663	106.3	56.535	99.1	31.111	107.7	1:58.309 81.91 8.297 18:06:41.074	
7 -	27.965	112.0	52.937	103.7	30.749	107.7	1:51.651 86.79 1.639 18:08:32.725	
8 -	27.866	112.5	53.254	104.8	30.747	107.2	1:51.867 86.63 1.855 18:10:24.592	
9 -	27.795	113.1	52.980	103.5	30.591	107.7	1:51.366 87.02 1.354 18:12:15.958	
10 -	30.402	94.3	1:00.898	75.9	37.200	106.8	2:08.500 75.41 18.488 18:14:24.458	
11 -	28.041	112.0	52.500	103.5	30.407	108.2	1:50.948 87.34 0.936 18:16:15.406	
12 -	<b>27.560</b>	112.5	<b>52.142</b>	104.5	<b>30.310</b>	108.7	<b>1:50.012 (1) 88.09 18:18:05.418</b>	
13 -	27.635	<b>115.1</b>	52.457	<b>105.0</b>	30.612	108.2	1:50.704 (2) 87.54 0.692 18:19:56.122	
14 -	27.764	113.5	52.600	103.8	30.575	107.5	1:50.939 (3) 87.35 0.927 18:21:47.061	

P14 11		Joseph THOMAS		Honda - Moto UK Racing				
LAP	SECTOR 1	SECTOR 2	SECTOR 3	LAP TIME	MPH	DIFF	TIME OF DAY	
1 -	OUTLAP	109.8	55.910	99.8	31.537	104.0		
2 -	28.685	110.9	54.248	101.2	30.635	104.8	1:53.568 85.33 3.553 17:58:54.989	
3 -	27.425	110.7	53.385	100.3	30.667	105.1	1:51.477 86.93 1.462 18:00:46.466	
4 -	27.528	110.1	53.322	100.9	30.521	105.3	1:51.371 87.01 1.356 18:02:37.837	
5 -	27.735	110.7	56.533	100.0	31.113	105.6	1:55.381 83.99 5.366 18:04:33.218	
6 -	27.555	110.9	53.221	101.6	30.585	105.6	1:51.361 87.02 1.346 18:06:24.579	
7 -	27.374	112.2	52.573	<b>102.9</b>	<b>30.068</b>	106.6	<b>1:50.015 (1) 88.09 18:08:14.594</b>	
8 -	27.423	<b>112.5</b>	53.624	99.8	31.880	105.6	1:52.927 85.81 2.912 18:10:07.521	
9 -	27.906	111.8	53.165	100.6	IN PIT		1:58.527 P 81.76 8.512 18:12:06.048	
10 -	OUTLAP	110.9	53.884	102.2	30.182	106.1	3:36.304 44.80 1:46.289 18:15:42.352	
11 -	<b>27.260</b>	112.2	<b>52.429</b>	101.2	30.360	<b>108.2</b>	1:50.049 (2) 88.06 0.034 18:17:32.401	
12 -	27.489	<b>112.5</b>	52.597	100.7	30.258	105.8	1:50.344 (3) 87.82 0.329 18:19:22.745	
13 -	27.908	110.1	52.701	102.2	30.671	105.6	1:51.280 87.08 1.265 18:21:14.025	

P15 25 M3		Mike BROUWERS		Honda - Joma / Brouwers Racing Team				
LAP	SECTOR 1	SECTOR 2	SECTOR 3	LAP TIME	MPH	DIFF	TIME OF DAY	
1 -	OUTLAP	113.1	56.830	101.9	31.704	108.0		
2 -	28.688	112.0	54.294	101.5	31.044	107.5	1:54.026 84.99 3.740 17:58:58.191	
3 -	27.870	111.4	54.303	101.8	30.860	105.8	1:53.033 85.73 2.747 18:00:51.224	
4 -	27.929	111.2	52.875	101.0	30.560	106.5	1:51.364 87.02 1.078 18:02:42.588	
5 -	27.751	111.4	52.786	101.9	30.514	106.3	1:51.051 87.26 0.765 18:04:33.639	
6 -	27.511	111.8	53.532	101.9	30.287	107.0	1:51.330 87.05 1.044 18:06:24.969	
7 -	27.259	113.7	52.681	103.4	30.529	<b>108.7</b>	1:50.469 (2) 87.72 0.183 18:08:15.438	
8 -	27.459	<b>115.1</b>	52.730	<b>103.5</b>	IN PIT		2:01.000 P 80.09 10.714 18:10:16.438	
9 -	OUTLAP	111.6	53.765	101.5	30.417	106.5	2:21.756 68.36 31.470 18:12:38.194	
10 -	<b>27.219</b>	112.2	53.478	100.7	30.490	106.0	1:51.187 87.16 0.901 18:14:29.381	
11 -	27.444	110.5	52.799	100.4	30.294	106.0	1:50.537 (3) 87.67 0.251 18:16:19.918	

Weather / Track : Cloudy / Dry

Oulton Park International  
Circuit Length = 2.6920 miles  
Start: 17:55 Flag 18:20 End: 18:23

# MCRCB BULLETIN TK141

## 2014 MCE British Superbike Championship - Round 2

### 2014 Motul British Motostar Championship

#### QUALIFYING 2 - SECTOR ANALYSIS

SECTOR 1 = FL to I1, SECTOR 2 = I1 to I2, SECTOR 3 = I2 to FL, DIFF = Difference To Personal Best Lap

12 -	27.365	110.9	52.692	101.5	<b>30.229</b>	105.8	<b>1:50.286 (1)</b>	<b>87.87</b>			<b>18:18:10.204</b>
13 -	27.407	110.9	<b>52.571</b>	101.5	31.319	105.3	1:51.297	87.07	1.011		18:20:01.501
14 -	27.589	111.2	52.692	100.7	30.278	105.8	1:50.559	87.65	0.273		18:21:52.060

P16 65		Josh OWENS		Honda - RCD Motorsport								
LAP	SECTOR 1	SECTOR 2	SECTOR 3	LAP TIME	MPH	DIFF	TIME OF DAY					
1 -	OUTLAP	110.1	59.129	87.4	32.637	105.8						17:57:31.960
2 -	29.412	111.1	55.261	101.9	31.883	107.3	1:56.556	83.14	5.966			17:59:28.516
3 -	28.641	112.0	54.399	102.6	30.524	<b>109.1</b>	1:53.564	85.33	2.974			18:01:22.080
4 -	<b>27.424</b>	<b>114.7</b>	53.160	102.6	30.617	108.0	1:51.201	87.15	0.611			18:03:13.281
5 -	27.823	113.3	53.290	102.9	30.787	108.2	1:51.900	86.60	1.310			18:05:05.181
6 -	27.990	113.7	52.939	<b>104.6</b>	30.551	108.9	1:51.480	86.93	0.890			18:06:56.661
7 -	28.627	112.2	53.247	103.2	30.782	105.3	1:52.656	86.02	2.066			18:08:49.317
8 -	27.891	112.9	52.988	103.7	30.732	107.0	1:51.611	86.83	1.021			18:10:40.928
9 -	28.105	109.6	53.182	103.0	30.502	107.2	1:51.789	86.69	1.199			18:12:32.717
10 -	27.727	112.0	52.959	103.4	30.309	107.8	1:50.995	87.31	0.405			18:14:23.712
11 -	27.525	112.4	52.665	102.9	30.400	107.7	<b>1:50.590 (1)</b>	<b>87.63</b>				<b>18:16:14.302</b>
12 -	27.635	112.4	52.791	103.4	30.413	107.8	1:50.839	87.43	0.249			18:18:05.141
13 -	27.825	113.1	<b>52.340</b>	104.0	30.552	107.8	1:50.717	(3) 87.53	0.127			18:19:55.858
14 -	27.728	113.1	52.677	103.0	<b>30.240</b>	108.0	1:50.645	(2) 87.58	0.055			18:21:46.503

P17 79 M3		Chris TAYLOR		Honda - Ducati Coventry								
LAP	SECTOR 1	SECTOR 2	SECTOR 3	LAP TIME	MPH	DIFF	TIME OF DAY					
1 -	OUTLAP	114.1	55.079	103.5	31.160	108.5						17:56:58.309
2 -	27.914	<b>115.5</b>	53.141	104.3	30.428	109.6	1:51.483	86.93	0.762			17:58:49.792
3 -	27.797	112.0	53.398	104.2	30.364	<b>110.3</b>	1:51.559	86.87	0.838			18:00:41.351
4 -	27.840	114.1	53.104	<b>104.5</b>	30.340	108.5	1:51.284	87.08	0.563			18:02:32.635
5 -	<b>27.460</b>	114.7	53.103	103.4	30.383	108.5	1:50.946	(2) 87.35	0.225			18:04:23.581
6 -	27.538	114.1	53.110	103.8	30.463	108.4	1:51.111	87.22	0.390			18:06:14.692
7 -	27.511	114.3	<b>52.935</b>	104.0	30.275	108.4	<b>1:50.721 (1)</b>	<b>87.52</b>				<b>18:08:05.413</b>
8 -	27.659	113.3	53.088	104.0	<b>30.256</b>	108.0	1:51.003	87.30	0.282			18:09:56.416
9 -	27.552	113.7	53.011	<b>104.5</b>	30.385	108.5	1:50.948	(3) 87.34	0.227			18:11:47.364
10 -	27.778	114.1	54.204	101.0	IN PIT		2:01.723	P 79.61	11.002			18:13:49.087
11 -	OUTLAP	113.3	54.317	102.7	31.054	107.8	3:01.407	53.42	1:10.686			18:16:50.494
12 -	27.779	112.7	53.432	103.8	30.764	107.3	1:51.975	86.54	1.254			18:18:42.469
13 -	27.703	114.1	53.213	104.2	30.782	107.8	1:51.698	86.76	0.977			18:20:34.167

P18 41		Milo WARD		Luyten Honda - FPW Racing								
LAP	SECTOR 1	SECTOR 2	SECTOR 3	LAP TIME	MPH	DIFF	TIME OF DAY					
1 -	OUTLAP	108.9	1:00.026	96.4	33.129	102.6						17:57:08.289
2 -	28.269	110.0	55.479	99.1	<b>31.317</b>	<b>104.2</b>	1:55.065	84.22	3.416			17:59:03.354
3 -	28.117	<b>112.9</b>	55.627	98.9	31.698	102.9	1:55.442	83.94	3.793			18:00:58.796
4 -	27.696	111.8	53.038	<b>100.7</b>	53.119	89.1	2:13.853	72.40	22.204			18:03:12.649
5 -	31.259	107.2	55.067	96.6	IN PIT		2:04.986	P 77.53	13.337			18:05:17.635
6 -	OUTLAP	102.2	56.616	98.9	31.981	102.7	7:23.950	21.82	5:32.301			18:12:41.585
7 -	28.046	110.3	53.477	98.6	31.324	103.8	1:52.847	85.88	1.198			18:14:34.432
8 -	27.720	111.1	53.061	99.4	31.592	103.0	1:52.373	(3) 86.24	0.724			18:16:26.805
9 -	<b>27.588</b>	110.7	<b>52.709</b>	98.6	31.352	102.9	<b>1:51.649 (1)</b>	<b>86.80</b>				<b>18:18:18.454</b>
10 -	27.662	110.3	52.851	99.4	31.341	103.2	1:51.854	(2) 86.64	0.205			18:20:10.308

P19 144		Mark CLAYTON		Ha - MC Racing								
LAP	SECTOR 1	SECTOR 2	SECTOR 3	LAP TIME	MPH	DIFF	TIME OF DAY					
1 -	OUTLAP	105.0	56.752	101.8	31.954	107.8						17:57:07.777
2 -	28.500	112.7	55.321	101.8	31.289	108.9	1:55.110	84.19	3.108			17:59:02.887
3 -	28.389	114.1	54.406	103.4	31.242	108.5	1:54.037	84.98	2.035			18:00:56.924
4 -	28.103	114.5	53.701	104.8	30.880	108.5	1:52.684	86.00	0.682			18:02:49.608
5 -	28.520	111.4	55.998	100.1	IN PIT		2:05.642	P 77.13	13.640			18:04:55.250
6 -	OUTLAP	105.8	55.451	104.5	31.575	107.3	2:56.864	54.79	1:04.862			18:07:52.114
7 -	28.150	113.9	54.398	103.7	31.468	106.6	1:54.016	84.99	2.014			18:09:46.130
8 -	28.350	113.7	1:05.175	102.1	31.569	107.5	2:05.094	77.47	13.092			18:11:51.224
9 -	28.107	113.9	1:01.155	100.3	31.507	108.5	2:00.769	80.24	8.767			18:13:51.993

Weather / Track : Cloudy / Dry

Oulton Park International  
Circuit Length = 2.6920 miles  
Start: 17:55 Flag 18:20 End: 18:23

# MCRCB BULLETIN TK141

## 2014 MCE British Superbike Championship - Round 2

### 2014 Motul British Motostar Championship

#### QUALIFYING 2 - SECTOR ANALYSIS

SECTOR 1 = FL to I1, SECTOR 2 = I1 to I2, SECTOR 3 = I2 to FL, DIFF = Difference To Personal Best Lap

10 -	27.801	<b>115.3</b>	<b>53.449</b>	105.3	30.752	108.4	<b>1:52.002 (1)</b>	<b>86.52</b>			<b>18:15:43.995</b>
11 -	27.872	114.9	53.507	104.5	30.821	108.5	1:52.200 (2)	86.37	0.198		18:17:36.195
12 -	27.883	114.3	53.759	103.5	<b>30.671</b>	108.5	1:52.313 (3)	86.28	0.311		18:19:28.508
13 -	<b>27.769</b>	114.5	53.723	<b>105.6</b>	31.029	<b>109.1</b>	1:52.521	86.12	0.519		18:21:21.029

P20 84		Daniel HERMANSSON			TSR Luyten - FPW Racing							
LAP	SECTOR 1	SECTOR 2	SECTOR 3	LAP TIME	MPH	DIFF	TIME OF DAY					
1 -	OUTLAP	112.9	57.843	98.2	32.101	106.3						17:57:04.431
2 -	28.609	<b>113.3</b>	55.272	101.2	31.023	106.6	1:54.904	84.34	2.658			17:58:59.335
3 -	28.119	112.9	54.417	<b>102.4</b>	31.294	105.6	1:53.830	85.13	1.584			18:00:53.165
4 -	28.196	112.4	54.439	102.1	31.216	105.8	1:53.851	85.12	1.605			18:02:47.016
5 -	27.928	112.7	54.184	100.1	30.976	107.2	1:53.088	85.69	0.842			18:04:40.104
6 -	28.058	111.4	54.327	99.4	31.350	106.6	1:53.735	85.20	1.489			18:06:33.839
7 -	28.178	110.3	54.279	102.2	31.241	105.8	1:53.698	85.23	1.452			18:08:27.537
8 -	28.115	112.2	53.717	102.2	31.027	106.1	1:52.859 (3)	85.87	0.613			18:10:20.396
9 -	27.994	111.8	53.559	102.2	<b>30.870</b>	<b>107.3</b>	1:52.423 (2)	86.20	0.177			18:12:12.819
10 -	27.880	112.9	54.088	101.2	31.444	106.8	1:53.412	85.45	1.166			18:14:06.231
11 -	<b>27.854</b>	112.0	<b>53.461</b>	101.2	30.931	106.3	<b>1:52.246 (1)</b>	<b>86.33</b>				<b>18:15:58.477</b>
12 -	28.072	112.4	53.978	101.2	31.017	106.1	1:53.067	85.71	0.821			18:17:51.544
13 -	27.982	112.2	53.662	100.0	31.374	105.1	1:53.018	85.75	0.772			18:19:44.562
14 -	28.324	111.1	53.819	101.0	30.973	105.8	1:53.116	85.67	0.870			18:21:37.678

P21 64		Asher DURHAM			Honda - SP125Racing.com							
LAP	SECTOR 1	SECTOR 2	SECTOR 3	LAP TIME	MPH	DIFF	TIME OF DAY					
1 -	OUTLAP	96.8	59.750	96.2	IN PIT		<b>P</b>					17:57:18.374
2 -	OUTLAP	110.3	55.765	99.7	31.258	103.8	6:31.739	24.73	4:39.466			18:03:50.113
3 -	28.256	109.8	53.810	100.1	31.230	103.7	1:53.296	85.53	1.023			18:05:43.409
4 -	28.261	109.1	54.150	99.4	31.048	103.4	1:53.459	85.41	1.186			18:07:36.868
5 -	28.122	109.4	53.887	98.9	31.292	104.2	1:53.301	85.53	1.028			18:09:30.169
6 -	27.986	110.5	53.232	99.4	31.077	104.0	1:52.295 (2)	86.30	0.022			18:11:22.464
7 -	28.270	108.0	53.470	99.7	31.006	103.8	1:52.746	85.95	0.473			18:13:15.210
8 -	<b>27.925</b>	110.9	53.534	99.5	31.073	103.4	1:52.532	86.12	0.259			18:15:07.742
9 -	28.043	110.7	53.273	101.3	31.358	103.7	1:52.674	86.01	0.401			18:17:00.416
10 -	28.009	110.3	53.287	<b>101.5</b>	30.977	<b>105.1</b>	<b>1:52.273 (1)</b>	<b>86.31</b>				<b>18:18:52.689</b>
11 -	28.775	<b>111.4</b>	<b>52.783</b>	100.9	<b>30.796</b>	104.0	1:52.354 (3)	86.25	0.081			18:20:45.043

P22 19		Kai JOHNSON			Nykos - Kinpac Racing							
LAP	SECTOR 1	SECTOR 2	SECTOR 3	LAP TIME	MPH	DIFF	TIME OF DAY					
1 -	OUTLAP	110.5	58.140	100.1	31.728	105.5						17:57:06.972
2 -	28.121	110.9	55.179	100.3	31.618	105.1	1:54.918	84.33	2.483			17:59:01.890
3 -	27.706	110.3	54.366	98.3	31.157	106.1	1:53.229	85.59	0.794			18:00:55.119
4 -	27.565	<b>111.6</b>	54.377	101.6	31.586	105.3	1:53.528	85.36	1.093			18:02:48.647
5 -	28.217	<b>111.6</b>	53.692	100.6	<b>30.960</b>	106.0	1:52.869	85.86	0.434			18:04:41.516
6 -	27.627	111.2	53.461	<b>102.2</b>	31.466	<b>106.6</b>	1:52.554 (2)	86.10	0.119			18:06:34.070
7 -	27.907	110.3	53.751	100.4	30.988	105.5	1:52.646 (3)	86.03	0.211			18:08:26.716
8 -	28.082	109.4	53.825	99.8	31.165	105.3	1:53.072	85.70	0.637			18:10:19.788
9 -	<b>27.558</b>	109.8	53.775	101.0	31.389	105.0	1:52.722	85.97	0.287			18:12:12.510
10 -	27.860	110.1	53.782	100.3	31.349	104.8	1:52.991	85.77	0.556			18:14:05.501
11 -	27.704	110.1	<b>53.371</b>	99.4	31.360	103.2	<b>1:52.435 (1)</b>	<b>86.19</b>				<b>18:15:57.936</b>
12 -	28.377	109.2	54.426	101.9	31.024	106.1	1:53.827	85.14	1.392			18:17:51.763

P23 69 M3		Tom BOOTH-AMOS			BMS Pre M3 - FAB Racing BMS Pre Moto3							
LAP	SECTOR 1	SECTOR 2	SECTOR 3	LAP TIME	MPH	DIFF	TIME OF DAY					
1 -	OUTLAP	100.7	57.273	91.9	32.421	99.5						17:58:18.617
2 -	28.698	103.7	58.717	91.1	33.034	99.4	2:00.449	80.45	7.825			18:00:19.066
3 -	28.768	104.2	54.209	94.9	31.580	99.4	1:54.557	84.59	1.933			18:02:13.623
4 -	28.616	102.7	54.635	91.5	IN PIT		2:02.511	<b>P</b>	9.887			18:04:16.134
5 -	OUTLAP	104.6	57.909	91.6	33.768	100.1	7:32.391	21.42	5:39.767			18:11:48.525
6 -	28.399	102.9	53.880	93.9	31.216	101.0	1:53.495 (3)	85.38	0.871			18:13:42.020
7 -	28.296	103.8	53.579	95.3	<b>31.144</b>	<b>101.6</b>	1:53.019 (2)	85.74	0.395			18:15:35.039
8 -	<b>27.952</b>	104.8	<b>53.167</b>	95.5	31.505	100.6	<b>1:52.624 (1)</b>	<b>86.05</b>				<b>18:17:27.663</b>

Weather / Track : Cloudy / Dry

Oulton Park International  
Circuit Length = 2.6920 miles  
Start: 17:55 Flag 18:20 End: 18:23

# MCRCB BULLETIN TK141

## 2014 MCE British Superbike Championship - Round 2

### 2014 Motul British Motostar Championship

#### QUALIFYING 2 - SECTOR ANALYSIS

SECTOR 1 = FL to I1, SECTOR 2 = I1 to I2, SECTOR 3 = I2 to FL, DIFF = Difference To Personal Best Lap

9 - 28.177 **106.0** 53.645 **96.4** IN PIT 1:58.449 **P** 81.81 5.825 18:19:26.112

<b>P24 13 M3 Sam BURMAN</b>		Honda - WNT / Burman Racing						
LAP	SECTOR 1	SECTOR 2	SECTOR 3	LAP TIME	MPH	DIFF	TIME OF DAY	
1 -	OUTLAP	113.5	56.298	102.6	31.960	108.2		
2 -	28.890	113.3	55.465	103.4	31.549	108.4	1:55.904 83.61 3.200 17:58:56.844	
3 -	29.035	113.3	55.703	103.2	31.821	107.8	1:56.559 83.14 3.855 18:00:53.403	
4 -	28.618	114.9	54.814	103.7	31.600	108.9	1:55.032 84.24 2.328 18:02:48.435	
5 -	28.660	<b>115.3</b>	54.322	<b>103.8</b>	31.174	<b>109.1</b>	1:54.156 84.89 1.452 18:04:42.591	
6 -	28.381	114.5	54.456	101.9	31.497	107.8	1:54.334 84.76 1.630 18:06:36.925	
7 -	28.611	113.5	54.196	102.9	31.381	108.4	1:54.188 84.87 1.484 18:08:31.113	
8 -	28.473	113.7	54.190	103.0	31.283	108.2	1:53.946 <b>(2)</b> 85.05 1.242 18:10:25.059	
<b>9 -</b>	<b>28.157</b>	115.1	<b>53.512</b>	<b>103.8</b>	<b>31.035</b>	108.2	<b>1:52.704 (1) 85.98 18:12:17.763</b>	
10 -	28.424	113.1	54.760	101.3	31.606	108.0	1:54.790 84.42 2.086 18:14:12.553	
11 -	28.687	113.3	54.252	103.4	31.539	108.4	1:54.478 84.65 1.774 18:16:07.031	
12 -	28.612	113.5	54.217	103.2	31.252	108.5	1:54.081 <b>(3)</b> 84.95 1.377 18:18:01.112	
13 -	28.498	113.9	54.731	102.7	34.143	105.0	1:57.372 82.56 4.668 18:19:58.484	
14 -	28.826	114.5	54.895	102.7	31.573	107.0	1:55.294 84.05 2.590 18:21:53.778	

<b>P25 44 Jake BAYFORD</b>		Honda - Intek Adhesives by SGR Racing						
LAP	SECTOR 1	SECTOR 2	SECTOR 3	LAP TIME	MPH	DIFF	TIME OF DAY	
1 -	OUTLAP	95.8	1:17.451	57.9	IN PIT			
2 -	OUTLAP	106.3	57.972	98.3	32.379	102.4	<b>P</b> 6:09.391 26.23 4:15.513 18:03:55.225	
3 -	29.345	107.8	56.653	98.1	32.327	102.7	1:58.325 81.90 4.447 18:05:53.550	
4 -	29.269	106.6	57.191	96.6	32.576	102.4	1:59.036 81.41 5.158 18:07:52.586	
5 -	28.778	108.4	55.347	98.1	31.759	104.6	1:55.884 83.62 2.006 18:09:48.470	
6 -	28.460	110.5	55.508	99.5	31.987	103.0	1:55.955 83.57 2.077 18:11:44.425	
7 -	28.867	107.7	56.161	96.6	32.115	104.5	1:57.143 82.73 3.265 18:13:41.568	
8 -	28.935	106.3	55.416	98.9	31.592	103.2	1:55.943 83.58 2.065 18:15:37.511	
9 -	28.550	109.6	54.653	<b>100.4</b>	31.547	<b>106.0</b>	1:54.750 <b>(2)</b> 84.45 0.872 18:17:32.261	
<b>10 -</b>	<b>27.875</b>	<b>112.2</b>	<b>54.565</b>	99.5	31.438	102.6	<b>1:53.878 (1) 85.10 18:19:26.139</b>	
11 -	28.568	108.5	54.961	99.8	<b>31.257</b>	104.2	1:54.786 <b>(3)</b> 84.42 0.908 18:21:20.925	

<b>P26 4 Louis VALLELEY</b>		KTM - Century 21 / Cresswell Racing						
LAP	SECTOR 1	SECTOR 2	SECTOR 3	LAP TIME	MPH	DIFF	TIME OF DAY	
1 -	OUTLAP	<b>113.3</b>	58.397	100.7	35.703	94.5		
2 -	29.160	110.0	55.062	101.2	32.083	104.8	1:56.305 83.32 2.126 17:59:06.182	
3 -	28.513	109.4	55.001	99.4	32.424	104.6	1:55.938 83.59 1.759 18:01:02.120	
4 -	28.486	110.5	55.500	100.0	32.110	<b>105.3</b>	1:56.096 83.47 1.917 18:02:58.216	
5 -	28.646	111.6	55.025	<b>101.5</b>	31.817	104.8	1:55.488 83.91 1.309 18:04:53.704	
6 -	28.627	111.4	55.615	100.3	32.101	103.2	1:56.343 83.29 2.164 18:06:50.047	
7 -	28.633	109.2	55.211	98.8	32.060	104.0	1:55.904 83.61 1.725 18:08:45.951	
8 -	28.519	108.5	54.975	99.1	32.213	<b>105.3</b>	1:55.707 83.75 1.528 18:10:41.658	
9 -	28.574	108.7	54.538	100.0	31.814	104.0	1:54.926 <b>(2)</b> 84.32 0.747 18:12:36.584	
10 -	28.473	108.0	54.809	100.3	<b>31.690</b>	104.5	1:54.972 <b>(3)</b> 84.29 0.793 18:14:31.556	
11 -	28.364	108.4	55.225	100.3	31.963	105.1	1:55.552 83.86 1.373 18:16:27.108	
<b>12 -</b>	<b>28.252</b>	109.1	<b>54.072</b>	99.2	31.855	104.2	<b>1:54.179 (1) 84.87 18:18:21.287</b>	
13 -	28.896	107.3	54.414	100.0	31.787	104.0	1:55.097 84.20 0.918 18:20:16.384	

<b>P27 47 Jake ARCHER</b>		Honda - Jake Archer Racing						
LAP	SECTOR 1	SECTOR 2	SECTOR 3	LAP TIME	MPH	DIFF	TIME OF DAY	
1 -	OUTLAP	112.7	1:00.698	100.6	33.180	107.8		
2 -	29.608	112.4	56.629	99.8	33.028	107.7	1:59.265 81.25 4.856 17:59:10.065	
3 -	28.944	<b>113.7</b>	55.430	101.3	32.774	101.9	1:57.148 82.72 2.739 18:01:07.213	
4 -	29.121	110.7	55.377	101.8	32.127	106.1	1:56.625 83.09 2.216 18:03:03.838	
5 -	29.033	110.3	55.311	101.6	31.835	106.3	1:56.179 83.41 1.770 18:05:00.017	
6 -	28.904	109.8	55.244	102.1	32.228	105.3	1:56.376 83.27 1.967 18:06:56.393	
7 -	29.130	111.8	54.977	101.5	IN PIT		2:04.708 <b>P</b> 77.71 10.299 18:09:01.101	
8 -	OUTLAP	83.8	57.697	101.0	31.888	106.1	4:33.355 35.45 2:38.946 18:13:34.456	
9 -	29.132	110.7	54.952	101.0	31.749	106.1	1:55.833 83.66 1.424 18:15:30.289	
10 -	28.569	109.4	54.719	104.2	31.385	106.8	1:54.673 <b>(3)</b> 84.51 0.264 18:17:24.962	

Weather / Track : Cloudy / Dry

Oulton Park International  
Circuit Length = 2.6920 miles  
Start: 17:55 Flag 18:20 End: 18:23

**MCRCB BULLETIN TK141**

**2014 MCE British Superbike Championship - Round 2**

**2014 Motul British Motostar Championship**

**QUALIFYING 2 - SECTOR ANALYSIS**

SECTOR 1 = FL to I1, SECTOR 2 = I1 to I2, SECTOR 3 = I2 to FL, DIFF = Difference To Personal Best Lap

11 -	<b>28.513</b>	111.6	54.605	<b>104.5</b>	31.439	<b>108.0</b>	1:54.557 (2)	84.59	0.148	18:19:19.519
12 -	28.798	111.4	<b>54.417</b>	102.4	<b>31.194</b>	107.2	<b>1:54.409 (1)</b>	<b>84.70</b>		<b>18:21:13.928</b>

<b>P28 16 M3</b>		<b>Thomas DE VRIES</b>		Honda - DAT Racing							
LAP	SECTOR 1	SECTOR 2	SECTOR 3	LAP TIME	MPH	DIFF	TIME OF DAY				
1 -	OUTLAP	107.7	59.759	89.3	34.533	96.6					17:57:10.747
2 -	30.296	105.0	56.377	<b>99.8</b>	32.457	104.3	1:59.130	81.35	4.549		17:59:09.877
3 -	29.092	<b>110.3</b>	56.532	98.8	31.988	<b>105.6</b>	1:57.612	82.40	3.031		18:01:07.489
4 -	29.098	110.1	56.923	96.8	32.775	103.5	1:58.796	81.57	4.215		18:03:06.285
5 -	29.411	106.8	54.841	98.8	32.089	104.6	1:56.341	83.30	1.760		18:05:02.626
6 -	28.709	109.1	54.791	99.5	31.683	104.8	1:55.183	84.13	0.602		18:06:57.809
7 -	<b>28.618</b>	109.8	54.502	99.5	31.899	103.8	1:55.019 (3)	84.25	0.438		18:08:52.828
8 -	29.181	108.0	55.201	98.9	32.231	103.5	1:56.613	83.10	2.032		18:10:49.441
9 -	29.248	110.0	54.766	98.8	32.614	103.7	1:56.628	83.09	2.047		18:12:46.069
10 -	28.786	109.1	54.566	98.1	32.000	103.7	1:55.352	84.01	0.771		18:14:41.421
11 -	28.638	108.7	<b>54.332</b>	99.2	<b>31.611</b>	104.5	<b>1:54.581 (1)</b>	<b>84.58</b>			<b>18:16:36.002</b>
12 -	28.795	108.5	54.364	99.5	31.628	103.7	1:54.787 (2)	84.42	0.206		18:18:30.789
13 -	29.190	103.8	54.732	98.6	32.189	104.2	1:56.111	83.46	1.530		18:20:26.900

<b>P29 90</b>		<b>Greg GREENWOOD</b>		Luyten Honda - FPW Racing							
LAP	SECTOR 1	SECTOR 2	SECTOR 3	LAP TIME	MPH	DIFF	TIME OF DAY				
1 -	OUTLAP	105.0	58.189	100.0	31.982	106.0					17:57:05.417
2 -	28.802	<b>112.4</b>	55.965	100.6	32.259	105.0	1:57.026	82.81	2.367		17:59:02.443
3 -	28.661	111.4	55.858	101.3	31.899	106.1	1:56.418	83.24	1.759		18:00:58.861
4 -	28.614	<b>112.4</b>	55.696	100.1	32.926	103.7	1:57.236	82.66	2.577		18:02:56.097
5 -	29.028	110.3	55.639	101.0	31.982	104.2	1:56.649	83.08	1.990		18:04:52.746
6 -	29.117	108.0	57.973	99.1	38.309	70.0	2:05.399	77.28	10.740		18:06:58.145
7 -	29.492	112.2	54.807	101.5	31.742	105.1	1:56.041	83.51	1.382		18:08:54.186
8 -	28.655	111.6	54.901	<b>101.8</b>	31.859	<b>107.0</b>	1:55.415	83.96	0.756		18:10:49.601
9 -	28.568	111.4	55.093	100.9	<b>31.418</b>	105.0	1:55.079	84.21	0.420		18:12:44.680
10 -	28.465	111.2	54.893	100.6	31.673	105.5	1:55.031 (3)	84.24	0.372		18:14:39.711
11 -	<b>28.312</b>	111.6	<b>54.567</b>	100.4	31.790	104.2	1:54.669 (2)	84.51	0.010		18:16:34.380
12 -	28.363	110.9	54.640	100.9	31.656	104.6	<b>1:54.659 (1)</b>	<b>84.52</b>			<b>18:18:29.039</b>
13 -	28.427	111.1	55.225	100.7	32.040	104.6	1:55.692	83.76	1.033		18:20:24.731

<b>P30 45</b>		<b>Mark STRUDWICK</b>		Honda - MTS Racing							
LAP	SECTOR 1	SECTOR 2	SECTOR 3	LAP TIME	MPH	DIFF	TIME OF DAY				
1 -	OUTLAP	106.1	58.712	96.1	32.598	99.2					17:57:06.793
2 -	29.216	106.3	56.559	97.2	32.267	99.5	1:58.042	82.10	2.286		17:59:04.835
3 -	28.923	107.2	55.795	95.4	<b>31.827</b>	100.0	1:56.545	83.15	0.789		18:01:01.380
4 -	28.965	105.0	55.267	97.3	31.979	<b>101.3</b>	1:56.211	83.39	0.455		18:02:57.591
5 -	28.991	<b>107.8</b>	54.897	96.8	31.868	100.0	<b>1:55.756 (1)</b>	<b>83.72</b>			<b>18:04:53.347</b>
6 -	28.982	105.8	55.942	<b>98.2</b>	IN PIT		2:05.260 P	77.36	9.504		18:06:58.607
7 -	OUTLAP	102.1	56.128	97.9	32.370	99.8	3:54.598	41.31	1:58.842		18:10:53.205
8 -	<b>28.862</b>	106.8	54.978	97.9	32.019	100.3	1:55.859 (3)	83.64	0.103		18:12:49.064
9 -	29.201	105.1	<b>54.708</b>	97.8	31.914	99.5	1:55.823 (2)	83.67	0.067		18:14:44.887
10 -	28.906	106.0	54.898	97.1	32.088	100.3	1:55.892	83.62	0.136		18:16:40.779
11 -	29.142	104.8	55.248	97.9	32.435	98.9	1:56.825	82.95	1.069		18:18:37.604
12 -	29.305	103.7	55.713	96.5	32.679	99.7	1:57.697	82.34	1.941		18:20:35.301

<b>P31 7</b>		<b>Jamie ASHBY</b>		Honda - JPA Racing / SP125							
LAP	SECTOR 1	SECTOR 2	SECTOR 3	LAP TIME	MPH	DIFF	TIME OF DAY				
1 -	OUTLAP	98.1	1:01.798	100.1	33.135	105.6					17:57:16.949
2 -	29.964	110.9	57.743	100.9	33.078	105.1	2:00.785	80.23	4.506		17:59:17.734
3 -	29.971	109.8	57.181	100.9	32.538	105.8	1:59.690	80.97	3.411		18:01:17.424
4 -	29.742	109.6	56.323	<b>102.4</b>	32.240	106.0	1:58.305	81.91	2.026		18:03:15.729
5 -	29.572	109.6	56.582	101.2	32.142	105.6	1:58.296	81.92	2.017		18:05:14.025
6 -	29.494	109.2	56.429	101.2	32.320	105.3	1:58.243	81.96	1.964		18:07:12.268
7 -	29.335	110.0	56.113	101.0	31.954	105.5	1:57.402	82.54	1.123		18:09:09.670
8 -	29.275	110.3	56.042	101.5	31.966	105.1	1:57.283	82.63	1.004		18:11:06.953
9 -	29.175	110.3	<b>55.374</b>	100.7	31.743	105.8	1:56.292 (2)	83.33	0.013		18:13:03.245

Weather / Track : Cloudy / Dry

Oulton Park International  
Circuit Length = 2.6920 miles  
Start: 17:55 Flag 18:20 End: 18:23

**MCRCB BULLETIN TK141**

**2014 MCE British Superbike Championship - Round 2**

**2014 Motul British Motostar Championship**

**QUALIFYING 2 - SECTOR ANALYSIS**

SECTOR 1 = FL to I1, SECTOR 2 = I1 to I2, SECTOR 3 = I2 to FL, DIFF = Difference To Personal Best Lap

10 -	29.150	<b>111.4</b>	55.396	101.6	31.733	105.6	<b>1:56.279 (1)</b>	<b>83.34</b>			<b>18:14:59.524</b>
11 -	29.161	110.9	55.500	101.2	31.690	105.5	1:56.351 (3)	83.29	0.072		18:16:55.875
12 -	<b>28.975</b>	110.0	55.672	101.3	31.742	105.1	1:56.389	83.26	0.110		18:18:52.264
13 -	29.654	<b>111.4</b>	55.798	101.8	<b>31.656</b>	<b>106.1</b>	1:57.108	82.75	0.829		18:20:49.372

<b>P32 100</b>		<b>Stephen CAMPBELL</b>		Honda - Campbell Racing							
LAP		SECTOR 1		SECTOR 2		SECTOR 3		LAP TIME	MPH	DIFF	TIME OF DAY
1 -	OUTLAP	98.2	1:03.857	81.1	35.524	102.6					17:57:35.397
2 -		33.366	106.8	1:01.030	98.1	35.373	102.7	2:09.769	74.68	8.935	17:59:45.166
3 -		31.306	107.0	1:00.043	98.2	34.200	102.9	2:05.549	77.19	4.715	18:01:50.715
4 -		30.591	107.2	59.099	99.2	33.756	102.4	2:03.446 (3)	78.50	2.612	18:03:54.161
5 -		31.031	109.1	59.232	98.9	33.558	102.9	2:03.821	78.26	2.987	18:05:57.982
6 -		30.527	107.5	59.151	<b>100.1</b>	33.342	103.0	2:03.020 (2)	78.77	2.186	18:08:01.002
7 -		32.116	107.7	1:01.302	98.5	IN PIT		2:18.412 P	70.01	17.578	18:10:19.414
8 -	OUTLAP	100.6	59.859	98.9	33.987	<b>103.7</b>		4:41.087	34.47	2:40.253	18:15:00.501
9 -		<b>29.838</b>	<b>109.6</b>	<b>57.964</b>	99.4	<b>33.032</b>	103.0	<b>2:00.834 (1)</b>	<b>80.20</b>		<b>18:17:01.335</b>
10 -		41.930	101.6	1:00.856	98.8	34.035	101.2	2:16.821	70.83	15.987	18:19:18.156

<b>P33 72</b>		<b>Alex PERSSON</b>		Honda - PWR / Nordgren Racing							
LAP		SECTOR 1		SECTOR 2		SECTOR 3		LAP TIME	MPH	DIFF	TIME OF DAY
1 -	OUTLAP	108.4	57.130	101.8	<b>31.484</b>	<b>110.1</b>					<b>17:57:10.954</b>

<b>P34 82</b>		<b>Jon VINCENT</b>		Honda - Molly / JVR Racing							
LAP		SECTOR 1		SECTOR 2		SECTOR 3		LAP TIME	MPH	DIFF	TIME OF DAY
1 -	OUTLAP	101.2	1:00.923	93.4	<b>34.186</b>	<b>89.4</b>					<b>17:57:24.455</b>

**MCRCB BULLETIN TK142****2014 MCE British Superbike Championship - Round 2****2014 Motul British Motostar Championship****QUALIFYING 2 - BEST SPEEDS**

<b>SECTOR 1</b>				<b>SECTOR 2</b>			<b>FINISH LINE</b>		
POS	NO	NAME	MPH	NO	NAME	MPH	NO	NAME	MPH
1	66	Joe IRVING	120.2	66	Joe IRVING	108.4	66	Joe IRVING	114.5
2	76	Ryan SAXELBY	119.8	42	James HOBSON	108.2	42	James HOBSON	113.3
3	34	Jordan WEAVING	118.5	34	Jordan WEAVING	107.5	76	Ryan SAXELBY	112.7
4	42	James HOBSON	117.7	76	Ryan SAXELBY	107.0	34	Jordan WEAVING	112.5
5	17	James FLITCROFT	117.1	36	Jayson URIBE	106.1	17	James FLITCROFT	110.3
6	86	Charlie NESBITT	116.9	144	Mark CLAYTON	105.6	79	Chris TAYLOR	110.3
7	6	Taz TAYLOR	115.9	43	Arnie SHELTON	105.0	6	Taz TAYLOR	110.1
8	36	Jayson URIBE	115.7	12	Edward RENDELL	104.8	72	Alex PERSSON	110.1
9	79	Chris TAYLOR	115.5	17	James FLITCROFT	104.6	43	Arnie SHELTON	109.6
10	13	Sam BURMAN	115.3	65	Josh OWENS	104.6	86	Charlie NESBITT	109.6
11	144	Mark CLAYTON	115.3	47	Jake ARCHER	104.5	13	Sam BURMAN	109.1
12	164	Anthony ALONSO	115.3	79	Chris TAYLOR	104.5	36	Jayson URIBE	109.1
13	25	Mike BROUWERS	115.1	6	Taz TAYLOR	104.3	65	Josh OWENS	109.1
14	43	Arnie SHELTON	115.1	86	Charlie NESBITT	104.2	144	Mark CLAYTON	109.1
15	12	Edward RENDELL	114.7	13	Sam BURMAN	103.8	25	Mike BROUWERS	108.7
16	65	Josh OWENS	114.7	72	Alex PERSSON	103.7	12	Edward RENDELL	108.5
17	47	Jake ARCHER	113.7	164	Anthony ALONSO	103.7	164	Anthony ALONSO	108.4
18	72	Alex PERSSON	113.5	25	Mike BROUWERS	103.5	11	Joseph THOMAS	108.2
19	4	Louis VALLELEY	113.3	11	Joseph THOMAS	102.9	47	Jake ARCHER	108.0
20	84	Daniel HERMANSSON	113.3	24	Daniel COSTILLA	102.9	84	Daniel HERMANSSON	107.3
21	24	Daniel COSTILLA	113.1	7	Jamie ASHBY	102.4	24	Daniel COSTILLA	107.2
22	41	Milo WARD	112.9	84	Daniel HERMANSSON	102.4	90	Greg GREENWOOD	107.0
23	11	Joseph THOMAS	112.5	19	Kai JOHNSON	102.2	19	Kai JOHNSON	106.6
24	90	Greg GREENWOOD	112.4	35	Elliot LODGE	101.9	35	Elliot LODGE	106.3
25	35	Elliot LODGE	112.2	90	Greg GREENWOOD	101.8	7	Jamie ASHBY	106.1
26	44	Jake BAYFORD	112.2	4	Louis VALLELEY	101.5	44	Jake BAYFORD	106.0
27	19	Kai JOHNSON	111.6	64	Asher DURHAM	101.5	16	Thomas DE VRIES	105.6
28	7	Jamie ASHBY	111.4	41	Milo WARD	100.7	4	Louis VALLELEY	105.3
29	64	Asher DURHAM	111.4	44	Jake BAYFORD	100.4	64	Asher DURHAM	105.1
30	16	Thomas DE VRIES	110.3	100	Stephen CAMPBELL	100.1	41	Milo WARD	104.2
31	100	Stephen CAMPBELL	109.6	16	Thomas DE VRIES	99.8	100	Stephen CAMPBELL	103.7
32	45	Mark STRUDWICK	107.8	45	Mark STRUDWICK	98.2	69	Tom BOOTH-AMOS	101.6
33	69	Tom BOOTH-AMOS	106.0	69	Tom BOOTH-AMOS	96.4	45	Mark STRUDWICK	101.3
34	3	Alex PLATT	103.0	82	Jon VINCENT	93.4	82	Jon VINCENT	89.4
35	82	Jon VINCENT	101.2						

Weather / Track : Cloudy / Dry

Oulton Park International  
Circuit Length = 2.6920 miles  
Start: 17:55 Flag 18:20 End: 18:23Results can be found at [www.tsl-timing.com](http://www.tsl-timing.com)

Printed - 18:26 Sunday, 04 May 2014



# MCRCB BULLETIN TK143

## 2014 MCE British Superbike Championship - Round 2

### 2014 Motul British Motostar Championship

#### QUALIFYING 2 - BEST SECTORS

SECTOR 1			SECTOR 2			SECTOR 3			IDEAL / BEST COMPARISON						
POS	NO	NAME	TIME	NO	NAME	TIME	NO	NAME	TIME	POS	NO	NAME	IDEAL	BEST	DIFF
1	66	IRVING	26.485	12	RENDELL	50.349	66	IRVING	29.224				<b>PERFECT LAP</b>	<b>1:46.058</b>	
2	12	RENDELL	26.568	34	WEAVING	50.665	34	WEAVING	29.343	1	12	RENDELL	1:46.472	1:46.688	0.216
3	34	WEAVING	26.683	36	URIBE	50.908	12	RENDELL	29.555	2	66	IRVING	1:46.652	1:47.375	0.723
4	17	FLITCROFT	26.842	66	IRVING	50.943	76	SAXELBY	29.626	3	34	WEAVING	1:46.691	1:46.725	0.034
5	6	TAYLOR	26.861	17	FLITCROFT	51.384	17	FLITCROFT	29.772	4	36	URIBE	1:47.814	1:47.965	0.151
6	86	NESBITT	26.992	6	TAYLOR	51.422	36	URIBE	29.803	5	17	FLITCROFT	1:47.998	1:48.231	0.233
7	164	ALONSO	27.014	24	COSTILLA	51.436	164	ALONSO	29.818	6	76	SAXELBY	1:48.229	1:48.565	0.336
8	24	COSTILLA	27.015	76	SAXELBY	51.557	42	HOBSON	29.838	7	6	TAYLOR	1:48.283	1:48.525	0.242
9	76	SAXELBY	27.046	164	ALONSO	51.691	86	NESBITT	29.862	8	24	COSTILLA	1:48.486	1:48.486	0.000
10	36	URIBE	27.103	86	NESBITT	52.122	6	TAYLOR	30.000	9	164	ALONSO	1:48.523	1:48.636	0.113
11	25	BROUWERS	27.219	43	SHELTON	52.142	24	COSTILLA	30.035	10	86	NESBITT	1:48.976	1:49.585	0.609
12	11	THOMAS	27.260	35	LODGE	52.176	11	THOMAS	30.068	11	42	HOBSON	1:49.399	1:49.545	0.146
13	35	LODGE	27.280	42	HOBSON	52.182	25	BROUWERS	30.229	12	35	LODGE	1:49.750	1:49.957	0.207
14	42	HOBSON	27.379	65	OWENS	52.340	65	OWENS	30.240	13	11	THOMAS	1:49.757	1:50.015	0.258
15	65	OWENS	27.424	11	THOMAS	52.429	79	TAYLOR	30.256	14	65	OWENS	1:50.004	1:50.590	0.586
16	79	TAYLOR	27.460	25	BROUWERS	52.571	35	LODGE	30.294	15	43	SHELTON	1:50.012	1:50.012	0.000
17	19	JOHNSON	27.558	41	WARD	52.709	43	SHELTON	30.310	16	25	BROUWERS	1:50.019	1:50.286	0.267
18	43	SHELTON	27.560	64	DURHAM	52.783	144	CLAYTON	30.671	17	79	TAYLOR	1:50.651	1:50.721	0.070
19	41	WARD	27.588	79	TAYLOR	52.935	64	DURHAM	30.796	18	64	DURHAM	1:51.504	1:52.273	0.769
20	144	CLAYTON	27.769	69	BOOTH-AMOS	53.167	84	HERMANSSON	30.870	19	41	WARD	1:51.614	1:51.649	0.035
21	84	HERMANSSON	27.854	19	JOHNSON	53.371	19	JOHNSON	30.960	20	19	JOHNSON	1:51.889	1:52.435	0.546
22	44	BAYFORD	27.875	144	CLAYTON	53.449	13	BURMAN	31.035	21	144	CLAYTON	1:51.889	1:52.002	0.113
23	64	DURHAM	27.925	84	HERMANSSON	53.461	69	BOOTH-AMOS	31.144	22	84	HERMANSSON	1:52.185	1:52.246	0.061
24	69	BOOTH-AMOS	27.952	13	BURMAN	53.512	47	ARCHER	31.194	23	69	BOOTH-AMOS	1:52.263	1:52.624	0.361
25	13	BURMAN	28.157	72	PERSSON	53.918	44	BAYFORD	31.257	24	13	BURMAN	1:52.704	1:52.704	0.000
26	4	VALLELEY	28.252	4	VALLELEY	54.072	41	WARD	31.317	25	44	BAYFORD	1:53.697	1:53.878	0.181
27	90	GREENWOOD	28.312	16	DE VRIES	54.332	90	GREENWOOD	31.418	26	72	PERSSON	1:53.753		
28	72	PERSSON	28.351	47	ARCHER	54.417	72	PERSSON	31.484	27	4	VALLELEY	1:54.014	1:54.179	0.165
29	47	ARCHER	28.513	44	BAYFORD	54.565	16	DE VRIES	31.611	28	47	ARCHER	1:54.124	1:54.409	0.285
30	16	DE VRIES	28.618	90	GREENWOOD	54.567	7	ASHBY	31.656	29	90	GREENWOOD	1:54.297	1:54.659	0.362
31	45	STRUDWICK	28.862	45	STRUDWICK	54.708	4	VALLELEY	31.690	30	16	DE VRIES	1:54.561	1:54.581	0.020
32	7	ASHBY	28.975	7	ASHBY	55.374	45	STRUDWICK	31.827	31	45	STRUDWICK	1:55.397	1:55.756	0.359
33	100	CAMPBELL	29.838	100	CAMPBELL	57.964	100	CAMPBELL	33.032	32	7	ASHBY	1:56.005	1:56.279	0.274
34				82	VINCENT	1:00.923	82	VINCENT	34.186	33	100	CAMPBELL	2:00.834	2:00.834	0.000
35										34	82	VINCENT			

Weather / Track : Cloudy / Dry

Oulton Park International  
Circuit Length = 2.6920 miles  
Start: 17:55 Flag 18:20 End: 18:23

Results can be found at [www.tsl-timing.com](http://www.tsl-timing.com)

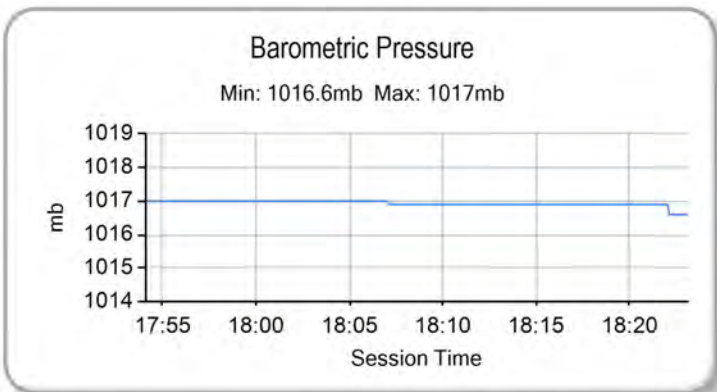
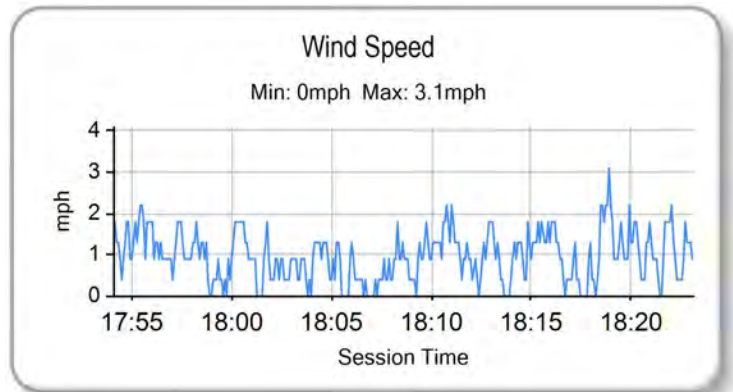
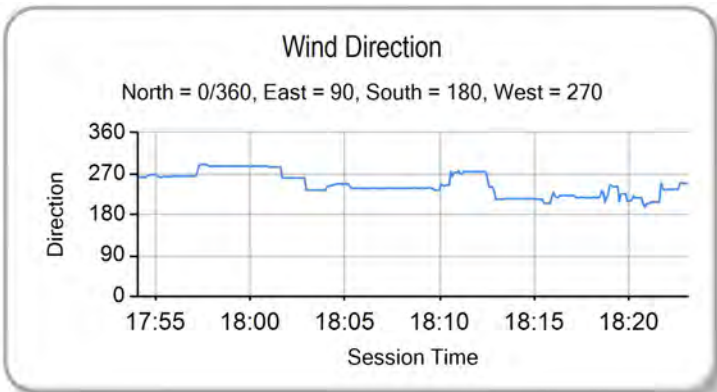
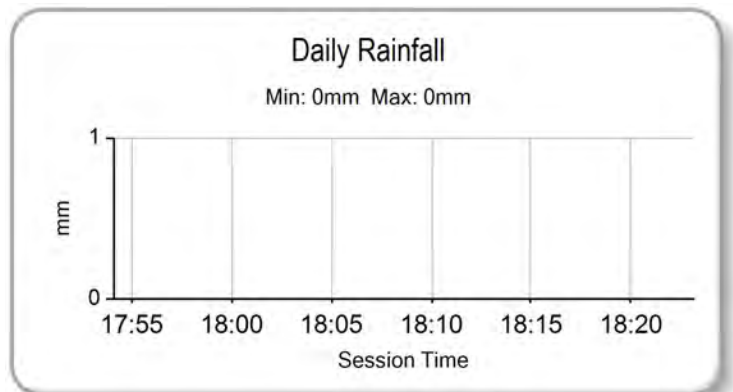
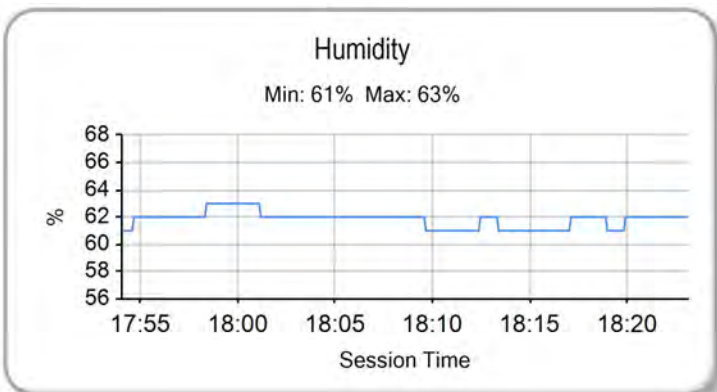
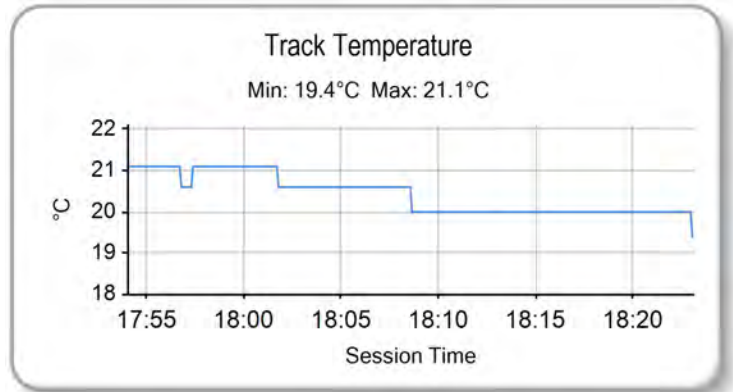
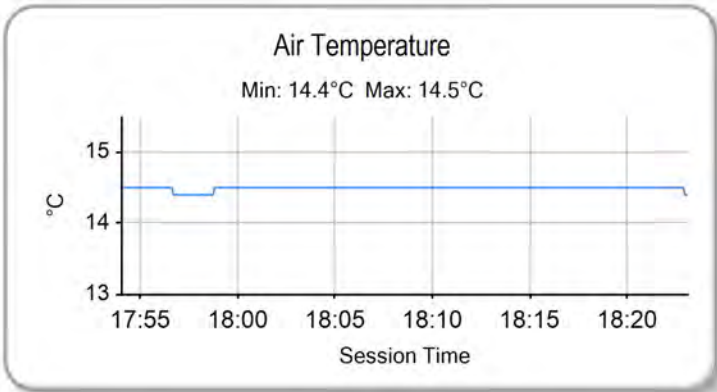
Printed - 18:26 Sunday, 04 May 2014

# MCRCB BULLETIN TK144

## 2014 MCE British Superbike Championship - Round 2

### 2014 Motul British Motostar Championship

#### QUALIFYING 2 - WEATHER CONDITIONS



Weather / Track : Cloudy / Dry

Results can be found at [www.tsl-timing.com](http://www.tsl-timing.com)

Oulton Park International  
Circuit Length = 2.6920 miles  
Start: 17:55 Flag 18:20 End: 18:23

Printed - 18:27 Sunday, 04 May 2014



ROW 11	33	7	Jamie ASHBY	1:56.279	32	45	Mark STRUDWICK	1:55.756	31	90	Greg GREENWOOD	1:54.659
ROW 10	30	16	Thomas DE VRIES	1:54.581	29	47	Jake ARCHER	1:54.409	28	4	Louis VALLELEY	1:54.179
ROW 9	27	44	Jake BAYFORD	1:53.878	26	13	Sam BURVAN	1:52.704	25	82	Jon VINCENT	1:52.284
ROW 8	24	84	Daniel HERMANSSON	1:52.246	23	144	Mark CLAYTON	1:52.002	22	19	Kai JOHNSON	1:51.727
ROW 7	21	41	Mlo WARD	1:51.649	20	69	Tom BOOTH-AMDS	1:51.636	19	64	Asher DURHAM	1:51.582
ROW 6	18	79	Chris TAYLOR	1:50.721	17	65	Josh OWENS	1:50.590	16	72	Alex PERSSON	1:50.290
ROW 5	15	25	Mke BROUWERS	1:50.286	14	11	Joseph THOMAS	1:50.015	13	43	Amie SHELTON	1:50.012
ROW 4	12	35	Elliot LODGE	1:49.957	11	86	Charlie NESBITT	1:49.585	10	42	James HOBSON	1:49.545
ROW 3	9	164	Anthony ALONSO	1:48.636	8	6	Taz TAYLOR	1:48.525	7	24	Daniel COSTILLA	1:48.486
ROW 2	6	17	James FLITCROFT	1:48.231	5	76	Ryan SAXELBY	1:47.997	4	36	Jayson URIBE	1:47.965
ROW 1	3	66	Joe IRVING	1:46.840	2	34	Jordan WEAIVING	1:46.725	1	12	Edward RENDELL	1:46.688
<b>Pole</b>												

Oulton Park International  
Circuit Length = 2.6920 miles

These results are provisional until the conclusion of any judicial and technical matters.

Race Director :	Stewards :	Timekeeper :
-----------------	------------	--------------

Results can be found at [www.britishsuperbike.com](http://www.britishsuperbike.com)

Printed - 18:24 Sunday, 04 May 2014





POS	NO	CL	PIC NAME	ENTRY	TIME	ON	LAPS	GAP	DIFF	MPH
1	66	M3	1 Joe IRVING	KTM - Redline KTM	1:48.245	4	5			89.53
2	12		1 Edward RENDELL	Honda - Banks Racing	1:48.400	4	5	0.155	0.155	89.40
3	36	M3	2 Jayson URIBE	Honda - FPW Racing / RSR	1:48.737	5	5	0.492	0.337	89.12
4	86	M3	3 Charlie NESBITT	Repli-Cast - Repli-Cast UK	1:48.860	5	5	0.615	0.123	89.02
5	17		2 James FLITCROFT	Nykos - Kinpac Racing	1:48.888	5	5	0.643	0.028	89.00
6	76		3 Ryan SAXELBY	Honda - RS Racing	1:49.215	4	5	0.970	0.327	88.73
7	6		4 Taz TAYLOR	Luyten Honda - FPW Racing / Hookless Holidays	1:49.449	4	5	1.204	0.234	88.54
8	164		5 Anthony ALONSO	Honda - SP125 / BARF Racing	1:49.654	4	4	1.409	0.205	88.38
9	34	M3	4 Jordan WEAVING	KTM - Jordan Racing / Burkert	1:50.730	3	5	2.485	1.076	87.52
10	41		6 Milo WARD	Luyten Honda - FPW Racing	1:50.970	5	5	2.725	0.240	87.33
11	79	M3	5 Chris TAYLOR	Honda - Ducati Coventry	1:51.144	5	5	2.899	0.174	87.19
12	42	M3	6 James HOBSON	Honda - Two 4 Motorsport	1:51.286	4	5	3.041	0.142	87.08
13	65		7 Josh OWENS	Honda - RCD Motorsport	1:51.769	4	5	3.524	0.483	86.70
14	25	M3	7 Mike BROUWERS	Honda - Joma / Brouwers Racing Team	1:51.815	3	5	3.570	0.046	86.67
15	11		8 Joseph THOMAS	Honda - Moto UK Racing	1:52.277	3	5	4.032	0.462	86.31
16	43		9 Arnie SHELTON	Honda - e3 Motorsport with Shelton Racing	1:52.368	4	4	4.123	0.091	86.24
17	24	M3	8 Daniel COSTILLA	Repli-Cast - Repli-Cast UK	1:53.179	2	4	4.934	0.811	85.62
18	19		10 Kai JOHNSON	Nykos - Kinpac Racing	1:53.477	4	5	5.232	0.298	85.40
19	69	M3	9 Tom BOOTH-AMOS	BMS Pre M3 - FAB Racing BMS Pre Moto3	1:53.703	3	5	5.458	0.226	85.23
20	64		11 Asher DURHAM	Honda - SP125Racing.com	1:53.810	4	5	5.565	0.107	85.15
21	44		12 Jake BAYFORD	Honda - Intek Adhesives by SGR Racing	1:53.884	5	5	5.639	0.074	85.09
22	144		13 Mark CLAYTON	Ha - MC Racing	1:53.977	4	5	5.732	0.093	85.02
23	90		14 Greg GREENWOOD	Luyten Honda - FPW Racing	1:54.082	4	5	5.837	0.105	84.95
24	47		15 Jake ARCHER	Honda - Jake Archer Racing	1:55.143	5	5	6.898	1.061	84.16
25	84		16 Daniel HERMANSSON	TSR Luyten - FPW Racing	1:55.186	4	4	6.941	0.043	84.13
26	16	M3	10 Thomas DE VRIES	Honda - DAT Racing	1:56.032	4	4	7.787	0.846	83.52
27	4		17 Louis VALLELEY	KTM - Century 21 / Cresswell Racing	1:56.229	4	4	7.984	0.197	83.38
28	13	M3	11 Sam BURMAN	Honda - WNT / Burman Racing	1:56.230	5	5	7.985	0.001	83.38
29	45		18 Mark STRUDWICK	Honda - MTS Racing	1:56.872	4	4	8.627	0.642	82.92
30	7		19 Jamie ASHBY	Honda - JPA Racing / SP125	1:59.175	3	4	10.930	2.303	81.31
31	82		20 Jon VINCENT	Honda - Molly / JVR Racing			2			
32	35		21 Elliot LODGE	Honda - SP125 / Spike Racing			0			

Weather / Track : Bright / Dry

These results are provisional until the conclusion of any judicial and technical matters.

Oulton Park International

Circuit Length = 2.6920 miles

Start: 10:10 Flag 10:18 End: 10:20

Race Director :	Stewards :	Timekeeper :
-----------------	------------	--------------

Results can be found at [www.britishsuperbike.com](http://www.britishsuperbike.com)

Printed - 10:21 Monday, 05 May 2014



# MCRCB BULLETIN TK171

## 2014 MCE British Superbike Championship - Round 2

### 2014 Motul British Motostar Championship

#### WARM-UP - SECTOR ANALYSIS

SECTOR 1 = FL to I1, SECTOR 2 = I1 to I2, SECTOR 3 = I2 to FL, DIFF = Difference To Personal Best Lap

P1		66 M3	Joe IRVING		KTM - Redline KTM					
LAP	SECTOR 1	SECTOR 2	SECTOR 3	LAP TIME	MPH	DIFF	TIME OF DAY			
1 -	OUTLAP	<b>116.3</b>	52.868	106.0	30.221	109.8		10:11:56.747		
2 -	<b>27.219</b>	115.7	51.480	105.8	29.689	110.0	1:48.388 (2)	89.41	0.143	10:13:45.135
3 -	27.672	110.5	51.868	104.0	29.992	<b>110.5</b>	1:49.532 (3)	88.47	1.287	10:15:34.667
4 -	27.531	115.7	<b>51.040</b>	<b>106.6</b>	<b>29.674</b>	110.1	<b>1:48.245 (1)</b>	<b>89.53</b>		<b>10:17:22.912</b>
5 -	27.601	108.9	53.248	105.3	30.285	110.0	1:51.134	87.20	2.889	10:19:14.046

P2		12	Edward RENDELL		Honda - Banks Racing					
LAP	SECTOR 1	SECTOR 2	SECTOR 3	LAP TIME	MPH	DIFF	TIME OF DAY			
1 -	OUTLAP	108.0	54.234	102.1	30.799	104.6				10:12:34.993
2 -	27.500	109.4	51.836	103.5	<b>29.919</b>	105.6	1:49.255 (3)	88.70	0.855	10:14:24.248
3 -	27.349	<b>111.8</b>	51.891	103.0	30.134	105.1	1:49.374	88.60	0.974	10:16:13.622
4 -	<b>27.158</b>	111.6	<b>51.265</b>	103.4	29.977	<b>107.0</b>	<b>1:48.400 (1)</b>	<b>89.40</b>		<b>10:18:02.022</b>
5 -	27.498	111.2	51.342	<b>103.8</b>	30.076	105.3	1:48.916 (2)	88.97	0.516	10:19:50.938

P3		36 M3	Jayson URIBE		Honda - FPW Racing / RSR					
LAP	SECTOR 1	SECTOR 2	SECTOR 3	LAP TIME	MPH	DIFF	TIME OF DAY			
1 -	OUTLAP	111.8	55.641	105.1	30.828	108.0				10:12:12.603
2 -	28.882	109.6	53.002	<b>105.8</b>	30.663	<b>108.4</b>	1:52.547	86.10	3.810	10:14:05.150
3 -	27.805	<b>114.3</b>	52.420	105.5	30.197	107.2	1:50.422 (2)	87.76	1.685	10:15:55.572
4 -	27.647	113.5	53.614	105.0	30.138	107.5	1:51.399 (3)	86.99	2.662	10:17:46.971
5 -	<b>27.473</b>	113.7	<b>51.382</b>	<b>105.8</b>	<b>29.882</b>	106.5	<b>1:48.737 (1)</b>	<b>89.12</b>		<b>10:19:35.708</b>

P4		86 M3	Charlie NESBITT		Repli-Cast - Repli-Cast UK					
LAP	SECTOR 1	SECTOR 2	SECTOR 3	LAP TIME	MPH	DIFF	TIME OF DAY			
1 -	OUTLAP	113.9	55.434	103.7	31.245	107.8				10:12:03.120
2 -	28.290	112.4	54.027	103.2	31.168	105.8	1:53.485	85.39	4.625	10:13:56.605
3 -	28.553	113.3	53.766	102.7	30.143	107.5	1:52.462 (3)	86.17	3.602	10:15:49.067
4 -	27.460	113.3	52.151	103.4	29.967	106.8	1:49.578 (2)	88.44	0.718	10:17:38.645
5 -	<b>27.136</b>	<b>114.3</b>	<b>51.804</b>	<b>105.5</b>	<b>29.920</b>	<b>108.0</b>	<b>1:48.860 (1)</b>	<b>89.02</b>		<b>10:19:27.505</b>

P5		17	James FLITCROFT		Nykos - Kinpac Racing					
LAP	SECTOR 1	SECTOR 2	SECTOR 3	LAP TIME	MPH	DIFF	TIME OF DAY			
1 -	OUTLAP	108.7	56.023	101.6	32.051	<b>105.6</b>				10:12:03.970
2 -	28.147	<b>112.0</b>	53.468	102.7	31.071	103.5	1:52.686	86.00	3.798	10:13:56.656
3 -	27.577	110.1	53.911	101.6	30.359	105.0	1:51.847 (3)	86.64	2.959	10:15:48.503
4 -	27.390	111.1	52.392	101.5	<b>29.997</b>	105.5	1:49.779 (2)	88.28	0.891	10:17:38.282
5 -	<b>27.123</b>	111.4	<b>51.742</b>	<b>103.0</b>	30.023	102.2	<b>1:48.888 (1)</b>	<b>89.00</b>		<b>10:19:27.170</b>

P6		76	Ryan SAXELBY		Honda - RS Racing					
LAP	SECTOR 1	SECTOR 2	SECTOR 3	LAP TIME	MPH	DIFF	TIME OF DAY			
1 -	OUTLAP	112.5	52.715	105.0	30.567	107.3				10:11:55.841
2 -	27.622	113.5	51.996	104.0	<b>29.865</b>	<b>111.1</b>	1:49.483 (3)	88.51	0.268	10:13:45.324
3 -	<b>27.392</b>	113.9	51.806	104.6	30.105	108.7	1:49.303 (2)	88.66	0.088	10:15:34.627
4 -	27.686	<b>114.7</b>	<b>51.565</b>	<b>106.1</b>	29.964	110.1	<b>1:49.215 (1)</b>	<b>88.73</b>		<b>10:17:23.842</b>
5 -	27.562	<b>114.7</b>	52.173	103.4	30.424	108.2	1:50.159	87.97	0.944	10:19:14.001

P7		6	Taz TAYLOR		Luyten Honda - FPW Racing / Hookless Holidays					
LAP	SECTOR 1	SECTOR 2	SECTOR 3	LAP TIME	MPH	DIFF	TIME OF DAY			
1 -	OUTLAP	107.0	55.693	102.1	31.456	106.6				10:12:10.552
2 -	28.012	111.4	54.148	104.5	30.419	<b>107.8</b>	1:52.579	86.08	3.130	10:14:03.131
3 -	27.473	<b>114.3</b>	53.143	104.0	30.240	107.7	1:50.856 (3)	87.42	1.407	10:15:53.987
4 -	27.310	111.6	52.094	104.5	<b>30.045</b>	107.7	<b>1:49.449 (1)</b>	<b>88.54</b>		<b>10:17:43.436</b>
5 -	<b>27.114</b>	112.0	<b>51.903</b>	<b>106.0</b>	30.748	106.3	1:49.765 (2)	88.29	0.316	10:19:33.201

Weather / Track : Bright / Dry

Oulton Park International  
Circuit Length = 2.6920 miles  
Start: 10:10 Flag 10:18 End: 10:20

# MCRCB BULLETIN TK171

## 2014 MCE British Superbike Championship - Round 2

### 2014 Motul British Motostar Championship

#### WARM-UP - SECTOR ANALYSIS

SECTOR 1 = FL to I1, SECTOR 2 = I1 to I2, SECTOR 3 = I2 to FL, DIFF = Difference To Personal Best Lap

P8 164		Anthony ALONSO		Honda - SP125 / BARF Racing						
LAP	SECTOR 1	SECTOR 2	SECTOR 3	LAP TIME	MPH	DIFF	TIME OF DAY			
1 -	OUTLAP	97.1	58.748	100.6	31.562	<b>106.3</b>		10:12:11.185		
2 -	27.976	<b>110.9</b>	53.975	100.4	IN PIT		1:59.128 P	81.35	9.474	10:14:10.313
3 -	OUTLAP	107.3	53.118	101.2	30.400	104.6	3:26.257	46.98	1:36.603	10:17:36.570
4 -	<b>27.682</b>	110.1	<b>51.797</b>	<b>104.0</b>	<b>30.175</b>	<b>106.3</b>	<b>1:49.654 (1)</b>	<b>88.38</b>		<b>10:19:26.224</b>

P9 34 M3		Jordan WEAVING		KTM - Jordan Racing / Burkert						
LAP	SECTOR 1	SECTOR 2	SECTOR 3	LAP TIME	MPH	DIFF	TIME OF DAY			
1 -	OUTLAP	100.4	1:00.170	100.4	31.403	107.8				10:12:25.110
2 -	27.913	111.1	53.008	105.3	<b>30.137</b>	<b>108.9</b>	1:51.058 (3)	87.26	0.328	10:14:16.168
3 -	27.737	113.9	52.591	106.0	30.402	107.8	<b>1:50.730 (1)</b>	<b>87.52</b>		<b>10:16:06.898</b>
4 -	27.885	<b>114.1</b>	53.060	101.2	30.300	107.7	1:51.245	87.11	0.515	10:17:58.143
5 -	<b>27.626</b>	<b>114.1</b>	<b>52.315</b>	<b>106.1</b>	30.797	97.5	1:50.738 (2)	87.51	0.008	10:19:48.881

P10 41		Milo WARD		Luyten Honda - FPW Racing						
LAP	SECTOR 1	SECTOR 2	SECTOR 3	LAP TIME	MPH	DIFF	TIME OF DAY			
1 -	OUTLAP	106.8	55.791	99.7	31.422	<b>104.8</b>				10:12:11.478
2 -	28.079	<b>110.5</b>	53.659	99.1	31.776	103.4	1:53.514	85.37	2.544	10:14:04.992
3 -	<b>27.483</b>	<b>110.5</b>	53.319	99.4	31.363	102.9	1:52.165 (3)	86.40	1.195	10:15:57.157
4 -	27.701	108.5	52.915	100.0	31.092	102.6	1:51.708 (2)	86.75	0.738	10:17:48.865
5 -	27.535	109.6	<b>52.374</b>	<b>101.0</b>	<b>31.061</b>	101.8	<b>1:50.970 (1)</b>	<b>87.33</b>		<b>10:19:39.835</b>

P11 79 M3		Chris TAYLOR		Honda - Ducati Coventry						
LAP	SECTOR 1	SECTOR 2	SECTOR 3	LAP TIME	MPH	DIFF	TIME OF DAY			
1 -	OUTLAP	109.4	54.653	103.2	30.901	105.1				10:11:59.164
2 -	28.159	110.0	53.357	<b>104.5</b>	30.735	106.1	1:52.251	86.33	1.107	10:13:51.415
3 -	<b>27.772</b>	110.3	53.556	104.3	30.566	105.6	1:51.894 (3)	86.61	0.750	10:15:43.309
4 -	27.929	<b>110.7</b>	53.163	104.2	30.474	<b>106.6</b>	1:51.566 (2)	86.86	0.422	10:17:34.875
5 -	<b>27.772</b>	110.5	<b>52.978</b>	<b>104.5</b>	<b>30.394</b>	105.6	<b>1:51.144 (1)</b>	<b>87.19</b>		<b>10:19:26.019</b>

P12 42 M3		James HOBSON		Honda - Two 4 Motorsport						
LAP	SECTOR 1	SECTOR 2	SECTOR 3	LAP TIME	MPH	DIFF	TIME OF DAY			
1 -	OUTLAP	113.9	56.268	105.0	31.263	110.7				10:12:02.574
2 -	28.658	112.5	54.043	104.5	31.408	109.4	1:54.109	84.93	2.823	10:13:56.683
3 -	28.380	112.5	53.560	105.6	30.676	<b>111.6</b>	1:52.616 (3)	86.05	1.330	10:15:49.299
4 -	<b>27.928</b>	<b>115.1</b>	<b>52.849</b>	<b>107.0</b>	<b>30.509</b>	110.7	<b>1:51.286 (1)</b>	<b>87.08</b>		<b>10:17:40.585</b>
5 -	28.190	113.1	53.133	106.0	31.072	109.4	1:52.395 (2)	86.22	1.109	10:19:32.980

P13 65		Josh OWENS		Honda - RCD Motorsport						
LAP	SECTOR 1	SECTOR 2	SECTOR 3	LAP TIME	MPH	DIFF	TIME OF DAY			
1 -	OUTLAP	111.6	56.880	104.2	31.357	107.0				10:12:15.768
2 -	28.461	112.7	54.130	104.8	30.776	108.0	1:53.367	85.48	1.598	10:14:09.135
3 -	<b>27.851</b>	110.1	53.939	103.8	30.633	108.0	1:52.423 (2)	86.20	0.654	10:16:01.558
4 -	28.026	113.3	<b>53.298</b>	104.6	<b>30.445</b>	<b>108.9</b>	<b>1:51.769 (1)</b>	<b>86.70</b>		<b>10:17:53.327</b>
5 -	27.976	<b>113.7</b>	53.567	<b>105.5</b>	30.950	106.1	1:52.493 (3)	86.15	0.724	10:19:45.820

P14 25 M3		Mike BROUWERS		Honda - Joma / Brouwers Racing Team						
LAP	SECTOR 1	SECTOR 2	SECTOR 3	LAP TIME	MPH	DIFF	TIME OF DAY			
1 -	OUTLAP	108.9	56.206	102.7	31.562	104.8				10:12:15.068
2 -	28.539	109.4	54.040	102.1	31.061	105.1	1:53.640	85.28	1.825	10:14:08.708
3 -	<b>27.696</b>	<b>111.4</b>	53.730	<b>103.4</b>	<b>30.389</b>	<b>106.1</b>	<b>1:51.815 (1)</b>	<b>86.67</b>		<b>10:16:00.523</b>
4 -	27.861	110.9	<b>53.297</b>	102.9	30.761	104.6	1:51.919 (2)	86.59	0.104	10:17:52.442
5 -	28.249	110.1	53.628	100.7	30.721	103.2	1:52.598 (3)	86.06	0.783	10:19:45.040

P15 11		Joseph THOMAS		Honda - Moto UK Racing				
LAP	SECTOR 1	SECTOR 2	SECTOR 3	LAP TIME	MPH	DIFF	TIME OF DAY	

Weather / Track : Bright / Dry

Oulton Park International  
Circuit Length = 2.6920 miles  
Start: 10:10 Flag 10:18 End: 10:20

**MCRCB BULLETIN TK171**

**2014 MCE British Superbike Championship - Round 2**

**2014 Motul British Motostar Championship**

**WARM-UP - SECTOR ANALYSIS**

SECTOR 1 = FL to I1, SECTOR 2 = I1 to I2, SECTOR 3 = I2 to FL, DIFF = Difference To Personal Best Lap

1 -	OUTLAP	108.4	56.785	100.7	31.363	103.8					10:12:14.805
2 -	28.260	108.9	54.029	<b>104.6</b>	30.957	103.4	1:53.246 (3)	85.57	0.969		10:14:08.051
3 -	28.222	108.0	<b>53.430</b>	101.8	30.625	104.2	<b>1:52.277 (1)</b>	<b>86.31</b>			<b>10:16:00.328</b>
4 -	<b>28.048</b>	109.1	54.026	100.6	<b>30.478</b>	<b>107.2</b>	1:52.552 (2)	86.10	0.275		10:17:52.880
5 -	28.241	<b>111.1</b>	54.474	101.9	30.807	105.1	1:53.522	85.36	1.245		10:19:46.402

<b>P16</b>	<b>43</b>	<b>Arnie SHELTON</b>		Honda - e3 Motorsport with Shelton Racing							
LAP	SECTOR 1	SECTOR 2	SECTOR 3	LAP TIME	MPH	DIFF	TIME OF DAY				
1 -	OUTLAP	95.8	59.409	91.3	33.807	96.4					10:12:42.319
2 -	30.454	100.7	57.146	96.0	33.086	99.4	2:00.686 (3)	80.30	8.318		10:14:43.005
3 -	29.793	102.6	55.509	95.4	32.101	102.2	1:57.403 (2)	82.54	5.035		10:16:40.408
4 -	<b>28.261</b>	<b>109.1</b>	<b>53.297</b>	<b>102.7</b>	<b>30.810</b>	<b>105.5</b>	<b>1:52.368 (1)</b>	<b>86.24</b>			<b>10:18:32.776</b>

<b>P17</b>	<b>24 M3</b>	<b>Daniel COSTILLA</b>		Repli-Cast - Repli-Cast UK							
LAP	SECTOR 1	SECTOR 2	SECTOR 3	LAP TIME	MPH	DIFF	TIME OF DAY				
1 -	OUTLAP	78.6	1:01.261	98.5	31.260	105.0					10:12:25.019
2 -	28.127	<b>112.4</b>	54.230	95.5	30.822	<b>105.5</b>	<b>1:53.179 (1)</b>	<b>85.62</b>			<b>10:14:18.198</b>
3 -	<b>27.807</b>	110.7	52.850	102.1	IN PIT		1:59.606 P	81.02	6.427		10:16:17.804
4 -	OUTLAP	105.5	<b>52.840</b>	<b>102.7</b>	<b>30.401</b>	104.5	2:57.931	54.46	1:04.752		10:19:15.735

<b>P18</b>	<b>19</b>	<b>Kai JOHNSON</b>		Nykos - Kinpac Racing							
LAP	SECTOR 1	SECTOR 2	SECTOR 3	LAP TIME	MPH	DIFF	TIME OF DAY				
1 -	OUTLAP	105.5	58.883	98.9	32.665	102.1					10:12:09.350
2 -	29.259	104.2	55.349	101.3	31.817	104.2	1:56.425	83.24	2.948		10:14:05.775
3 -	<b>27.785</b>	109.1	54.492	100.9	<b>31.202</b>	<b>105.3</b>	1:53.479 (2)	85.40	0.002		10:15:59.254
4 -	27.826	<b>111.1</b>	<b>54.225</b>	101.2	31.426	104.6	<b>1:53.477 (1)</b>	<b>85.40</b>			<b>10:17:52.731</b>
5 -	28.292	108.2	54.984	<b>102.7</b>	31.380	104.3	1:54.656 (3)	84.52	1.179		10:19:47.387

<b>P19</b>	<b>69 M3</b>	<b>Tom BOOTH-AMOS</b>		BMS Pre M3 - FAB Racing BMS Pre Moto3							
LAP	SECTOR 1	SECTOR 2	SECTOR 3	LAP TIME	MPH	DIFF	TIME OF DAY				
1 -	OUTLAP	100.0	56.902	95.3	31.976	99.2					10:12:12.155
2 -	28.945	102.7	53.901	<b>97.8</b>	<b>31.426</b>	100.1	1:54.272 (3)	84.80	0.569		10:14:06.427
3 -	<b>28.326</b>	102.7	53.947	96.8	31.430	99.7	<b>1:53.703 (1)</b>	<b>85.23</b>			<b>10:16:00.130</b>
4 -	28.807	104.3	<b>53.756</b>	97.5	31.518	<b>102.1</b>	1:54.081 (2)	84.95	0.378		10:17:54.211
5 -	28.542	<b>105.1</b>	1:12.408	95.0	32.393	97.5	2:13.343	72.67	19.640		10:20:07.554

<b>P20</b>	<b>64</b>	<b>Asher DURHAM</b>		Honda - SP125Racing.com							
LAP	SECTOR 1	SECTOR 2	SECTOR 3	LAP TIME	MPH	DIFF	TIME OF DAY				
1 -	OUTLAP	109.1	56.179	102.1	32.164	102.6					10:12:03.850
2 -	28.720	110.3	54.781	101.6	32.071	102.4	1:55.572 (3)	83.85	1.762		10:13:59.422
3 -	28.421	107.8	59.396	99.1	31.344	104.0	1:59.161	81.32	5.351		10:15:58.583
4 -	<b>28.274</b>	109.6	54.232	97.5	<b>31.304</b>	<b>105.1</b>	<b>1:53.810 (1)</b>	<b>85.15</b>			<b>10:17:52.393</b>
5 -	28.506	<b>112.7</b>	<b>53.779</b>	<b>102.4</b>	31.541	104.3	1:53.826 (2)	85.14	0.016		10:19:46.219

<b>P21</b>	<b>44</b>	<b>Jake BAYFORD</b>		Honda - Intek Adhesives by SGR Racing							
LAP	SECTOR 1	SECTOR 2	SECTOR 3	LAP TIME	MPH	DIFF	TIME OF DAY				
1 -	OUTLAP	105.6	57.496	98.8	32.388	100.9					10:12:06.098
2 -	29.146	104.5	56.704	100.6	31.658	104.3	1:57.508	82.47	3.624		10:14:03.606
3 -	28.474	107.0	55.684	100.4	31.229	103.7	1:55.387 (3)	83.98	1.503		10:15:58.993
4 -	28.473	108.7	54.945	100.1	31.451	<b>105.3</b>	1:54.869 (2)	84.36	0.985		10:17:53.862
5 -	<b>28.371</b>	<b>109.1</b>	<b>54.328</b>	<b>101.6</b>	<b>31.185</b>	104.0	<b>1:53.884 (1)</b>	<b>85.09</b>			<b>10:19:47.746</b>

<b>P22</b>	<b>144</b>	<b>Mark CLAYTON</b>		Ha - MC Racing							
LAP	SECTOR 1	SECTOR 2	SECTOR 3	LAP TIME	MPH	DIFF	TIME OF DAY				
1 -	OUTLAP	110.3	56.909	<b>105.1</b>	32.020	<b>108.4</b>					10:12:16.149
2 -	29.009	112.5	55.779	102.9	31.596	106.6	1:56.384	83.27	2.407		10:14:12.533
3 -	28.746	111.1	55.050	102.9	31.412	106.8	1:55.208 (3)	84.12	1.231		10:16:07.741
4 -	<b>28.408</b>	<b>113.3</b>	<b>54.432</b>	103.8	<b>31.137</b>	107.7	<b>1:53.977 (1)</b>	<b>85.02</b>			<b>10:18:01.718</b>

Weather / Track : Bright / Dry

Oulton Park International  
 Circuit Length = 2.6920 miles  
 Start: 10:10 Flag 10:18 End: 10:20

# MCRCB BULLETIN TK171

## 2014 MCE British Superbike Championship - Round 2

### 2014 Motul British Motostar Championship

#### WARM-UP - SECTOR ANALYSIS

SECTOR 1 = FL to I1, SECTOR 2 = I1 to I2, SECTOR 3 = I2 to FL, DIFF = Difference To Personal Best Lap

5 - 28.613 111.4 54.611 104.3 31.832 105.8 1:55.056 (2) 84.23 1.079 10:19:56.774

<b>P23 90</b>		<b>Greg GREENWOOD</b>		Luyten Honda - FPW Racing						
LAP	SECTOR 1	SECTOR 2	SECTOR 3	LAP TIME	MPH	DIFF	TIME OF DAY			
1 -	OUTLAP	<b>111.4</b>	57.893	102.1	32.083	105.3		10:12:06.351		
2 -	28.957	110.0	55.229	101.9	<b>31.476</b>	105.0	1:55.662	83.78	1.580	10:14:02.013
3 -	28.449	110.5	55.051	101.8	31.721	<b>105.6</b>	1:55.221 (2)	84.11	1.139	10:15:57.234
4 -	<b>28.302</b>	111.1	<b>54.278</b>	<b>102.2</b>	31.502	104.3	<b>1:54.082 (1)</b>	<b>84.95</b>		<b>10:17:51.316</b>
5 -	28.453	109.8	54.828	101.8	31.952	102.4	1:55.233 (3)	84.10	1.151	10:19:46.549

<b>P24 47</b>		<b>Jake ARCHER</b>		Honda - Jake Archer Racing						
LAP	SECTOR 1	SECTOR 2	SECTOR 3	LAP TIME	MPH	DIFF	TIME OF DAY			
1 -	OUTLAP	112.5	57.059	<b>103.5</b>	32.278	106.0				10:12:03.817
2 -	29.065	<b>112.9</b>	55.581	102.1	32.097	106.0	1:56.743	83.01	1.600	10:14:00.560
3 -	<b>28.747</b>	111.1	55.263	102.1	32.030	105.5	1:56.040 (3)	83.51	0.897	10:15:56.600
4 -	28.866	110.1	54.922	<b>103.5</b>	31.649	105.5	1:55.437 (2)	83.95	0.294	10:17:52.037
5 -	<b>28.747</b>	111.8	<b>54.894</b>	101.6	<b>31.502</b>	<b>106.1</b>	<b>1:55.143 (1)</b>	<b>84.16</b>		<b>10:19:47.180</b>

<b>P25 84</b>		<b>Daniel HERMANSSON</b>		TSR Luyten - FPW Racing						
LAP	SECTOR 1	SECTOR 2	SECTOR 3	LAP TIME	MPH	DIFF	TIME OF DAY			
1 -	OUTLAP	108.7	1:00.224	98.5	32.744	<b>104.0</b>				10:12:10.889
2 -	29.037	<b>110.3</b>	1:12.203	95.3	32.180	102.6	2:13.420 (3)	72.63	18.234	10:14:24.309
3 -	28.710	108.2	55.278	98.9	31.847	<b>104.0</b>	1:55.835 (2)	83.66	0.649	10:16:20.144
4 -	<b>28.581</b>	108.2	<b>55.143</b>	<b>100.0</b>	<b>31.462</b>	<b>104.0</b>	<b>1:55.186 (1)</b>	<b>84.13</b>		<b>10:18:15.330</b>

<b>P26 16 M3</b>		<b>Thomas DE VRIES</b>		Honda - DAT Racing						
LAP	SECTOR 1	SECTOR 2	SECTOR 3	LAP TIME	MPH	DIFF	TIME OF DAY			
1 -	OUTLAP	102.2	58.238	92.5	34.224	93.4				10:12:18.031
2 -	31.391	97.8	57.857	94.9	32.591	102.7	2:01.839 (3)	79.54	5.807	10:14:19.870
3 -	29.436	105.5	56.100	<b>101.2</b>	<b>31.866</b>	103.4	1:57.402 (2)	82.54	1.370	10:16:17.272
4 -	<b>29.047</b>	<b>107.0</b>	<b>55.052</b>	99.4	31.933	<b>103.7</b>	<b>1:56.032 (1)</b>	<b>83.52</b>		<b>10:18:13.304</b>

<b>P27 4</b>		<b>Louis VALLELEY</b>		KTM - Century 21 / Cresswell Racing						
LAP	SECTOR 1	SECTOR 2	SECTOR 3	LAP TIME	MPH	DIFF	TIME OF DAY			
1 -	OUTLAP	102.6	59.248	99.2	33.252	101.5				10:12:19.958
2 -	29.949	107.2	57.601	96.2	32.867	<b>105.3</b>	2:00.417 (3)	80.48	4.188	10:14:20.375
3 -	28.898	<b>108.7</b>	55.998	<b>100.9</b>	32.285	105.1	1:57.181 (2)	82.70	0.952	10:16:17.556
4 -	<b>28.888</b>	106.6	<b>55.408</b>	100.6	<b>31.933</b>	104.0	<b>1:56.229 (1)</b>	<b>83.38</b>		<b>10:18:13.785</b>

<b>P28 13 M3</b>		<b>Sam BURMAN</b>		Honda - WNT / Burman Racing						
LAP	SECTOR 1	SECTOR 2	SECTOR 3	LAP TIME	MPH	DIFF	TIME OF DAY			
1 -	OUTLAP	111.1	55.959	103.0	32.174	105.6				10:12:02.464
2 -	29.502	<b>112.9</b>	<b>55.148</b>	<b>103.5</b>	32.388	102.7	1:57.038 (3)	82.80	0.808	10:13:59.502
3 -	29.179	<b>112.9</b>	1:03.184	98.1	32.476	<b>107.2</b>	2:04.839	77.63	8.609	10:16:04.341
4 -	29.138	112.4	55.412	102.4	<b>31.921</b>	106.5	1:56.471 (2)	83.20	0.241	10:18:00.812
5 -	<b>28.741</b>	112.2	55.272	103.0	32.217	106.1	<b>1:56.230 (1)</b>	<b>83.38</b>		<b>10:19:57.042</b>

<b>P29 45</b>		<b>Mark STRUDWICK</b>		Honda - MTS Racing						
LAP	SECTOR 1	SECTOR 2	SECTOR 3	LAP TIME	MPH	DIFF	TIME OF DAY			
1 -	OUTLAP	100.1	59.728	<b>98.1</b>	32.582	<b>99.1</b>				10:12:13.828
2 -	30.140	98.1	56.971	97.5	32.625	92.1	1:59.736 (3)	80.93	2.864	10:14:13.564
3 -	29.533	<b>102.2</b>	56.013	97.1	32.297	98.8	1:57.843 (2)	82.23	0.971	10:16:11.407
4 -	<b>29.510</b>	101.9	<b>55.103</b>	97.8	<b>32.259</b>	<b>99.1</b>	<b>1:56.872 (1)</b>	<b>82.92</b>		<b>10:18:08.279</b>

<b>P30 7</b>		<b>Jamie ASHBY</b>		Honda - JPA Racing / SP125						
LAP	SECTOR 1	SECTOR 2	SECTOR 3	LAP TIME	MPH	DIFF	TIME OF DAY			
1 -	OUTLAP	104.8	1:00.218	101.2	33.013	104.3				10:12:15.675

Weather / Track : Bright / Dry

Oulton Park International  
Circuit Length = 2.6920 miles  
Start: 10:10 Flag 10:18 End: 10:20



# MCRCB BULLETIN TK171

## 2014 MCE British Superbike Championship - Round 2

### 2014 Motul British Motostar Championship

#### WARM-UP - SECTOR ANALYSIS

SECTOR 1 = FL to I1, SECTOR 2 = I1 to I2, SECTOR 3 = I2 to FL, DIFF = Difference To Personal Best Lap

2 -	30.053	<b>108.7</b>	57.123	<b>102.1</b>	32.269	<b>104.6</b>	1:59.445 (2)	81.13	0.270	10:14:15.120
3 -	30.035	107.8	<b>56.890</b>	101.5	<b>32.250</b>	104.5	<b>1:59.175 (1)</b>	<b>81.31</b>		<b>10:16:14.295</b>
4 -	<b>29.794</b>	107.3	1:01.974	97.8	33.141	104.0	2:04.909 (3)	77.58	5.734	10:18:19.204

P31	82	Jon VINCENT		Honda - Molly / JVR Racing						
LAP	SECTOR 1	SECTOR 2	SECTOR 3	LAP TIME	MPH	DIFF	TIME OF DAY			
1 -	<b>OUTLAP</b>	<b>98.6</b>	1:05.728	82.9	<b>IN PIT</b>		<b>P</b>			<b>10:12:53.789</b>
2 -	<b>OUTLAP</b>	79.8	<b>1:03.561</b>	<b>92.0</b>	<b>IN PIT</b>		<b>P</b>	55.08		10:15:49.728

**MCRCB BULLETIN TK172****2014 MCE British Superbike Championship - Round 2****2014 Motul British Motostar Championship****WARM-UP - BEST SPEEDS**

POS	SECTOR 1			SECTOR 2			FINISH LINE		
	NO	NAME	MPH	NO	NAME	MPH	NO	NAME	MPH
1	66	Joe IRVING	116.3	42	James HOBSON	107.0	42	James HOBSON	111.6
2	42	James HOBSON	115.1	66	Joe IRVING	106.6	76	Ryan SAXELBY	111.1
3	76	Ryan SAXELBY	114.7	34	Jordan WEAVING	106.1	66	Joe IRVING	110.5
4	6	Taz TAYLOR	114.3	76	Ryan SAXELBY	106.1	34	Jordan WEAVING	108.9
5	36	Jayson URIBE	114.3	6	Taz TAYLOR	106.0	65	Josh OWENS	108.9
6	86	Charlie NESBITT	114.3	36	Jayson URIBE	105.8	36	Jayson URIBE	108.4
7	34	Jordan WEAVING	114.1	65	Josh OWENS	105.5	144	Mark CLAYTON	108.4
8	65	Josh OWENS	113.7	86	Charlie NESBITT	105.5	86	Charlie NESBITT	108.0
9	144	Mark CLAYTON	113.3	144	Mark CLAYTON	105.1	6	Taz TAYLOR	107.8
10	13	Sam BURMAN	112.9	11	Joseph THOMAS	104.6	11	Joseph THOMAS	107.2
11	47	Jake ARCHER	112.9	79	Chris TAYLOR	104.5	13	Sam BURMAN	107.2
12	64	Asher DURHAM	112.7	164	Anthony ALONSO	104.0	12	Edward RENDELL	107.0
13	24	Daniel COSTILLA	112.4	12	Edward RENDELL	103.8	79	Chris TAYLOR	106.6
14	17	James FLITCROFT	112.0	13	Sam BURMAN	103.5	164	Anthony ALONSO	106.3
15	12	Edward RENDELL	111.8	47	Jake ARCHER	103.5	25	Mike BROUWERS	106.1
16	25	Mike BROUWERS	111.4	25	Mike BROUWERS	103.4	47	Jake ARCHER	106.1
17	90	Greg GREENWOOD	111.4	17	James FLITCROFT	103.0	17	James FLITCROFT	105.6
18	11	Joseph THOMAS	111.1	19	Kai JOHNSON	102.7	90	Greg GREENWOOD	105.6
19	19	Kai JOHNSON	111.1	24	Daniel COSTILLA	102.7	24	Daniel COSTILLA	105.5
20	164	Anthony ALONSO	110.9	43	Arnie SHELTON	102.7	43	Arnie SHELTON	105.5
21	79	Chris TAYLOR	110.7	64	Asher DURHAM	102.4	4	Louis VALLELEY	105.3
22	41	Milo WARD	110.5	90	Greg GREENWOOD	102.2	19	Kai JOHNSON	105.3
23	84	Daniel HERMANSSON	110.3	7	Jamie ASHBY	102.1	44	Jake BAYFORD	105.3
24	43	Arnie SHELTON	109.1	44	Jake BAYFORD	101.6	64	Asher DURHAM	105.1
25	44	Jake BAYFORD	109.1	16	Thomas DE VRIES	101.2	41	Milo WARD	104.8
26	4	Louis VALLELEY	108.7	41	Milo WARD	101.0	7	Jamie ASHBY	104.6
27	7	Jamie ASHBY	108.7	4	Louis VALLELEY	100.9	84	Daniel HERMANSSON	104.0
28	35	Elliot LODGE	108.7	84	Daniel HERMANSSON	100.0	16	Thomas DE VRIES	103.7
29	16	Thomas DE VRIES	107.0	45	Mark STRUDWICK	98.1	69	Tom BOOTH-AMOS	102.1
30	69	Tom BOOTH-AMOS	105.1	69	Tom BOOTH-AMOS	97.8	45	Mark STRUDWICK	99.1
31	45	Mark STRUDWICK	102.2	82	Jon VINCENT	92.0			
32	82	Jon VINCENT	98.6						

Weather / Track : Bright / Dry

Oulton Park International  
Circuit Length = 2.6920 miles  
Start: 10:10 Flag 10:18 End: 10:20Results can be found at [www.tsl-timing.com](http://www.tsl-timing.com)

Printed - 10:22 Monday, 05 May 2014

**MCRCB BULLETIN TK173**

**2014 MCE British Superbike Championship - Round 2**

**2014 Motul British Motostar Championship**

**WARM-UP - BEST SECTORS**

SECTOR 1			SECTOR 2			SECTOR 3			IDEAL / BEST COMPARISON						
POS	NO	NAME	TIME	NO	NAME	TIME	NO	NAME	TIME	POS	NO	NAME	IDEAL	BEST	DIFF
1	6	TAYLOR	27.114	66	IRVING	51.040	66	IRVING	29.674				<b>PERFECT LAP</b>	<b>1:47.828</b>	
2	17	FLITCROFT	27.123	12	RENDELL	51.265	76	SAXELBY	29.865	1	66	IRVING	1:47.933	1:48.245	0.312
3	86	NESBITT	27.136	36	URIBE	51.382	36	URIBE	29.882	2	12	RENDELL	1:48.342	1:48.400	0.058
4	12	RENDELL	27.158	76	SAXELBY	51.565	12	RENDELL	29.919	3	36	URIBE	1:48.737	1:48.737	0.000
5	66	IRVING	27.219	17	FLITCROFT	51.742	86	NESBITT	29.920	4	76	SAXELBY	1:48.822	1:49.215	0.393
6	76	SAXELBY	27.392	164	ALONSO	51.797	17	FLITCROFT	29.997	5	86	NESBITT	1:48.860	1:48.860	0.000
7	36	URIBE	27.473	6	NESBITT	51.804	6	TAYLOR	30.045	6	17	FLITCROFT	1:48.862	1:48.888	0.026
8	41	WARD	27.483	6	TAYLOR	51.903	34	WEAVING	30.137	7	6	TAYLOR	1:49.062	1:49.449	0.387
9	34	WEAVING	27.626	34	WEAVING	52.315	164	ALONSO	30.175	8	164	ALONSO	1:49.654	1:49.654	0.000
10	164	ALONSO	27.682	41	WARD	52.374	25	BROUWERS	30.389	9	34	WEAVING	1:50.078	1:50.730	0.652
11	25	BROUWERS	27.696	24	COSTILLA	52.840	79	TAYLOR	30.394	10	41	WARD	1:50.918	1:50.970	0.052
12	79	TAYLOR	27.772	42	HOBSON	52.849	24	COSTILLA	30.401	11	24	COSTILLA	1:51.048	1:53.179	2.131
13	19	JOHNSON	27.785	79	TAYLOR	52.978	65	OWENS	30.445	12	79	TAYLOR	1:51.144	1:51.144	0.000
14	24	COSTILLA	27.807	25	BROUWERS	53.297	11	THOMAS	30.478	13	42	HOBSON	1:51.286	1:51.286	0.000
15	65	OWENS	27.851	43	SHELTON	53.297	42	HOBSON	30.509	14	25	BROUWERS	1:51.382	1:51.815	0.433
16	42	HOBSON	27.928	65	OWENS	53.298	43	SHELTON	30.810	15	65	OWENS	1:51.594	1:51.769	0.175
17	11	THOMAS	28.048	11	THOMAS	53.430	41	WARD	31.061	16	11	THOMAS	1:51.956	1:52.277	0.321
18	43	SHELTON	28.261	69	BOOTH-AMOS	53.756	144	CLAYTON	31.137	17	43	SHELTON	1:52.368	1:52.368	0.000
19	64	DURHAM	28.274	64	DURHAM	53.779	44	BAYFORD	31.185	18	19	JOHNSON	1:53.212	1:53.477	0.265
20	90	GREENWOOD	28.302	19	JOHNSON	54.225	19	JOHNSON	31.202	19	64	DURHAM	1:53.357	1:53.810	0.453
21	69	BOOTH-AMOS	28.326	90	GREENWOOD	54.278	64	DURHAM	31.304	20	69	BOOTH-AMOS	1:53.508	1:53.703	0.195
22	44	BAYFORD	28.371	44	BAYFORD	54.328	69	BOOTH-AMOS	31.426	21	44	BAYFORD	1:53.884	1:53.884	0.000
23	144	CLAYTON	28.408	144	CLAYTON	54.432	84	HERMANSSON	31.462	22	144	CLAYTON	1:53.977	1:53.977	0.000
24	84	HERMANSSON	28.581	47	ARCHER	54.894	90	GREENWOOD	31.476	23	90	GREENWOOD	1:54.056	1:54.082	0.026
25	13	BURMAN	28.741	16	DE VRIES	55.052	47	ARCHER	31.502	24	47	ARCHER	1:55.143	1:55.143	0.000
26	47	ARCHER	28.747	45	STRUDWICK	55.103	16	DE VRIES	31.866	25	84	HERMANSSON	1:55.186	1:55.186	0.000
27	4	VALLELEY	28.888	84	HERMANSSON	55.143	13	BURMAN	31.921	26	13	BURMAN	1:55.810	1:56.230	0.420
28	16	DE VRIES	29.047	13	BURMAN	55.148	4	VALLELEY	31.933	27	16	DE VRIES	1:55.965	1:56.032	0.067
29	45	STRUDWICK	29.510	4	VALLELEY	55.408	7	ASHBY	32.250	28	4	VALLELEY	1:56.229	1:56.229	0.000
30	7	ASHBY	29.794	7	ASHBY	56.890	45	STRUDWICK	32.259	29	45	STRUDWICK	1:56.872	1:56.872	0.000
31				82	VINCENT	1:03.561				30	7	ASHBY	1:58.934	1:59.175	0.241
32										31	82	VINCENT			

Weather / Track : Bright / Dry

Results can be found at [www.tsl-timing.com](http://www.tsl-timing.com)

Oulton Park International  
 Circuit Length = 2.6920 miles  
 Start: 10:10 Flag 10:18 End: 10:20

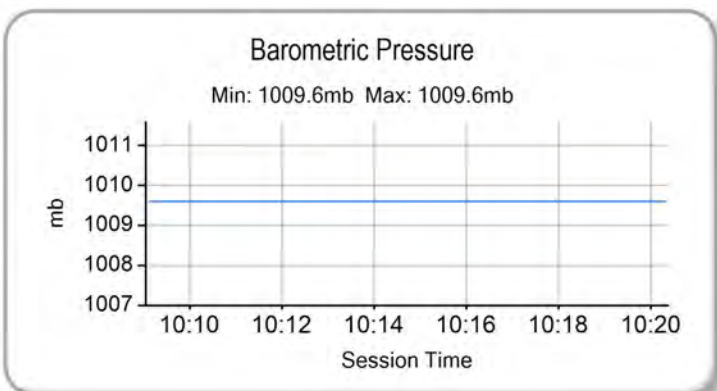
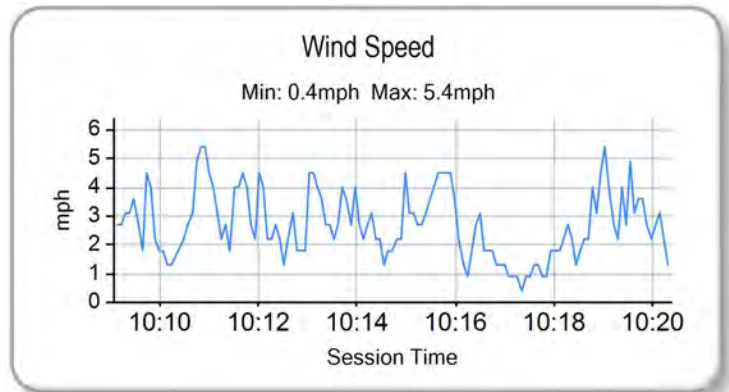
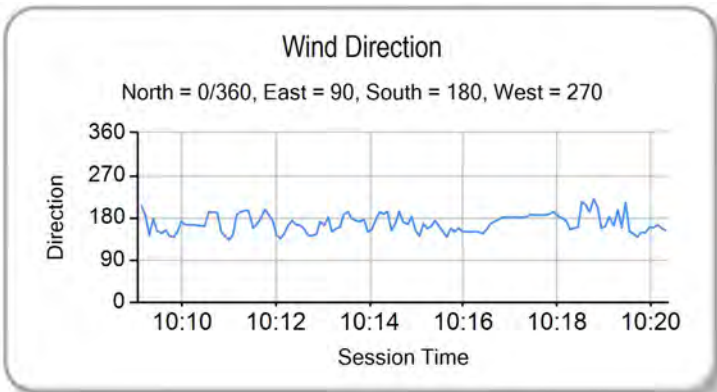
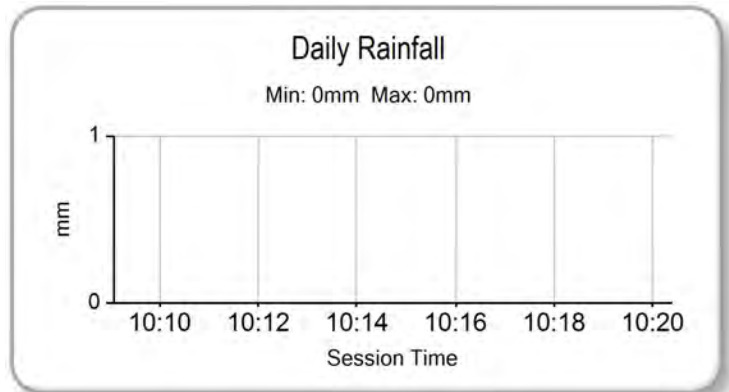
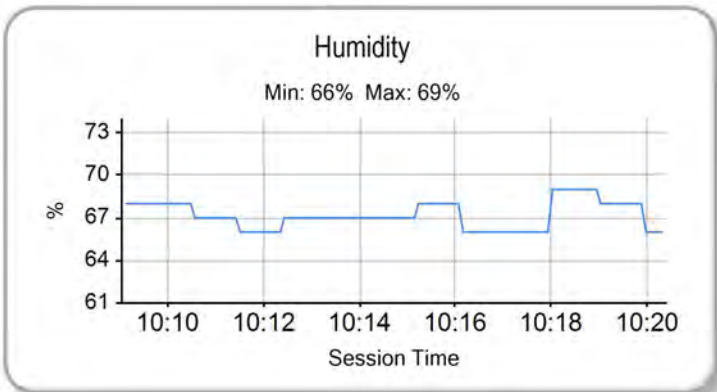
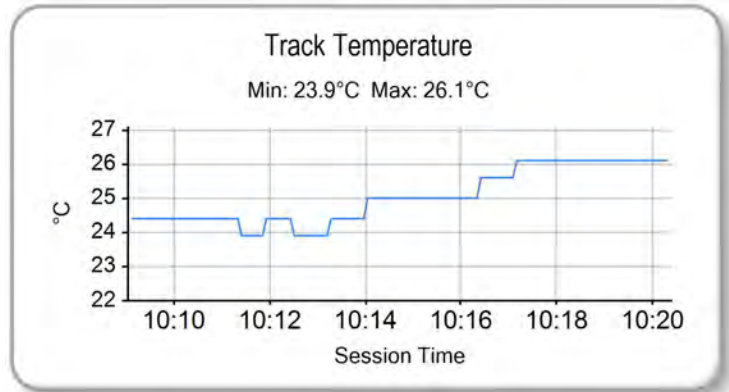
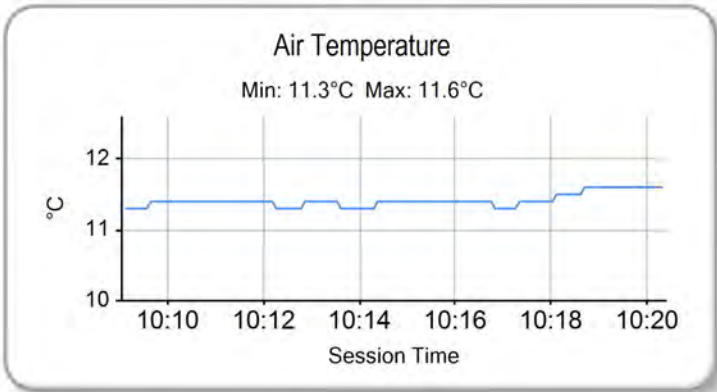
Printed - 10:22 Monday, 05 May 2014

# MCRCB BULLETIN TK174

## 2014 MCE British Superbike Championship - Round 2

## 2014 Motul British Motostar Championship

### WARM-UP - WEATHER CONDITIONS



Weather / Track : Bright / Dry

Results can be found at [www.tsl-timing.com](http://www.tsl-timing.com)

Oulton Park International  
Circuit Length = 2.6920 miles  
Start: 10:10 Flag 10:18 End: 10:20

Printed - 10:22 Monday, 05 May 2014



ROW 11			32	7	1:56.279	Jamie ASHBY	31	45	1:55.756	Mark STRUDWICK				
ROW 10	30	90	1:54.659	Greg GREENWOOD	29	16	1:54.581	Thomas DE VRIES	28	47	1:54.409	Jake ARCHER		
ROW 9			27	4	1:54.179	Louis VALLELEY	26	44	1:53.878	Jake BAYFORD	25	13	1:52.704	Sam BURMAN
ROW 8	24	82	1:52.284	Jon VINCENT	23	84	1:52.246	Daniel HERMANSSON	22	144	1:52.002	Mark CLAYTON		
ROW 7			21	19	1:51.727	Kai JOHNSON	20	41	1:51.649	Mlo WARD	19	69	1:51.636	Tom BOOTH-AMDS
ROW 6	18	64	1:51.582	Asher DURHAM	17	79	1:50.721	Chris TAYLOR	16	65	1:50.590	Josh OWENS		
ROW 5			15	25	1:50.286	Mke BROUWERS	14	11	1:50.015	Joseph THOMAS	13	43	1:50.012	Amie SHELTON
ROW 4	12	35	1:49.957	Elliot LODGE	11	86	1:49.585	Charlie NESBITT	10	42	1:49.545	James HOBSON		
ROW 3			9	164	1:48.636	Anthony ALONSO	8	6	1:48.525	Taz TAYLOR	7	24	1:48.486	Daniel COSTILLA
ROW 2	6	17	1:48.231	James FLITCROFT	5	76	1:47.997	Ryan SAXELBY	4	36	1:47.965	Jayson URIBE		
ROW 1			3	66	1:46.840	Joe IRVING	2	34	1:46.725	Jordan WEAIVING	1	12	1:46.688	Edward RENDELL
													<b>Pole</b>	

Oulton Park International  
Circuit Length = 2.6920 miles

These results are provisional until the conclusion of any judicial and technical matters.

Race Director :	Stewards :	Timekeeper :
-----------------	------------	--------------

Results can be found at [www.britishsuperbike.com](http://www.britishsuperbike.com)

Printed - 10:21 Monday, 05 May 2014





POS	NO	CL	PIC NAME	ENTRY	LAPS	TIME	GAP	DIFF	MPH	BEST	ON
1	34	M3	1 Jordan WEAVING	KTM - Jordan Racing / Burkert	14	25:07.334			90.01	1:46.665	14
2	12		1 Edward RENDELL	Honda - Banks Racing	14	25:09.903	2.569	2.569	89.85	1:46.889	8
3	36	M3	2 Jayson URIBE	Honda - FPW Racing / RSR	14	25:26.867	19.533	16.964	88.86	1:48.097	7
4	6		2 Taz TAYLOR	Luyten Honda - FPW Racing / Hookless Holidays	14	25:27.258	19.924	0.391	88.83	1:47.975	8
5	17		3 James FLITCROFT	Nykos - Kinpac Racing	14	25:28.598	21.264	1.340	88.75	1:48.115	13
6	164		4 Anthony ALONSO	Honda - SP125 / BARF Racing	14	25:46.743	39.409	18.145	87.71	1:48.634	11
7	43		5 Arnie SHELTON	Honda - e3 Motorsport with Shelton Racing	14	25:47.448	40.114	0.705	87.67	1:48.805	9
8	76		6 Ryan SAXELBY	Honda - RS Racing	14	25:53.626	46.292	6.178	87.33	1:48.520	9
9	79	M3	3 Chris TAYLOR	Honda - Ducati Coventry	14	25:53.878	46.544	0.252	87.31	1:49.679	8
10	25	M3	4 Mike BROUWERS	Honda - Joma / Brouwers Racing Team	14	25:54.765	47.431	0.887	87.26	1:49.820	6
11	65		7 Josh OWENS	Honda - RCD Motorsport	14	25:59.874	52.540	5.109	86.98	1:49.622	9
12	42	M3	5 James HOBSON	Honda - Two 4 Motorsport	14	26:03.790	56.456	3.916	86.76	1:50.103	9
13	11		8 Joseph THOMAS	Honda - Moto UK Racing	14	26:08.269	1:00.935	4.479	86.51	1:50.522	3
14	19		9 Kai JOHNSON	Nykos - Kinpac Racing	14	26:08.381	1:01.047	0.112	86.50	1:50.559	6
15	64		10 Asher DURHAM	Honda - SP125Racing.com	14	26:14.944	1:07.610	6.563	86.14	1:51.168	6
16	35		11 Elliot LODGE	Honda - SP125 / Spike Racing	14	26:15.002	1:07.668	0.058	86.14	1:51.155	4
17	69	M3	6 Tom BOOTH-AMOS	BMS Pre M3 - FAB Racing BMS Pre Moto3	14	26:15.632	1:08.298	0.630	86.11	1:50.979	6
18	144		12 Mark CLAYTON	Ha - MC Racing	14	26:31.628	1:24.294	15.996	85.24	1:52.003	14
19	4		13 Louis VALLELEY	KTM - Century 21 / Cresswell Racing	14	26:31.870	1:24.536	0.242	85.23	1:52.274	9
20	82		14 Jon VINCENT	Honda - Molly / JVR Racing	14	26:33.719	1:26.385	1.849	85.13	1:52.324	4
21	84		15 Daniel HERMANSSON	TSR Luyten - FPW Racing	14	26:37.942	1:30.608	4.223	84.90	1:52.094	14
22	90		16 Greg GREENWOOD	Luyten Honda - FPW Racing	14	26:43.261	1:35.927	5.319	84.62	1:52.649	12
23	13	M3	7 Sam BURMAN	Honda - WNT / Burman Racing	14	26:58.259	1:50.925	14.998	83.84	1:54.083	8
24	47		17 Jake ARCHER	Honda - Jake Archer Racing	13	25:12.780	1 Lap	1 Lap	83.28	1:54.662	10
25	45		18 Mark STRUDWICK	Honda - MTS Racing	13	25:12.993	1 Lap	0.213	83.26	1:54.201	11
26	16	M3	8 Thomas DE VRIES	Honda - DAT Racing	13	25:13.426	1 Lap	0.433	83.24	1:54.707	12
27	7		19 Jamie ASHBY	Honda - JPA Racing / SP125	13	25:34.099	1 Lap	20.673	82.12	1:56.664	10

## NOT CLASSIFIED

DNF	66	M3	Joe IRVING	KTM - Redline KTM	13	23:20.782	1 Lap		89.94	1:46.809	3
DNF	24	M3	Daniel COSTILLA	Repli-Cast - Repli-Cast UK	12	22:12.974	2 Laps	1 Lap	87.24	1:49.666	10
DNF	44		Jake BAYFORD	Honda - Intek Adhesives by SGR Racing	12	23:16.082	2 Laps	1:03.108	83.30	1:54.565	11
DNF	41		Milo WARD	Luyten Honda - FPW Racing	7	13:32.325	7 Laps	5 Laps	83.51	1:51.807	5
DNF	86	M3	Charlie NESBITT	Repli-Cast - Repli-Cast UK	6	11:08.575	8 Laps	1 Lap	86.97	1:49.358	4

## FASTEST LAP

34	M3	Jordan WEAVING	KTM - Jordan Racing / Burkert	14	1:46.665	90.85 mph	146.22 kph
12		Edward RENDELL	Honda - Banks Racing	8	1:46.889	90.66 mph	145.91 kph

Weather / Track : Cloudy / Dry

These results are provisional until the conclusion of any judicial and technical matters.

Oulton Park International  
Circuit Length = 2.6920 miles  
Start: 14:58 Flag 15:23 End: 15:25

Race Director :	Stewards :	Timekeeper :
-----------------	------------	--------------

Results can be found at [www.britishsuperbike.com](http://www.britishsuperbike.com)

Printed - 15:25 Monday, 05 May 2014



**MCRCB BULLETIN TK223**

**2014 MCE British Superbike Championship - Round 2**

**2014 Motul British Motostar Championship**

**RACE 6 - LAP CHART**

LAP 1		
NO	BEHIND	LAP TIME

12		1:52.954
34	0.345	1:53.299
66	0.563	1:53.517
36	1.645	1:54.599
17	1.699	1:54.653
6	3.249	1:56.203
42	4.591	1:57.545
24	4.776	1:57.730
86	4.832	1:57.786
25	5.041	1:57.995
35	5.339	1:58.293
79	5.550	1:58.504
164	5.789	1:58.743
43	6.199	1:59.153
65	6.549	1:59.503
11	6.706	1:59.660
64	7.216	2:00.170
19	7.516	2:00.470
69	8.133	2:01.087
144	8.649	2:01.603
4	9.426	2:02.380
13	9.719	2:02.673
82	10.012	2:02.966
41	10.533	2:03.487
90	10.981	2:03.935
44	11.428	2:04.382
84	11.763	2:04.717
45	12.756	2:05.710
16	13.604	2:06.558
47	13.796	2:06.750
7	13.880	2:06.834
76	17.105	2:10.059

LAP 2		
NO	BEHIND	LAP TIME

12		1:47.616
66	0.880	1:47.933
34	1.097	1:48.368
36	3.144	1:49.115
17	3.638	1:49.555
6	4.635	1:49.002
24	8.795	1:51.635
86	9.026	1:51.810
42	9.079	1:52.104
164	9.399	1:51.226
25	9.502	1:52.077
35	9.683	1:51.960
79	9.898	1:51.964
43	10.152	1:51.569
65	10.257	1:51.324
11	10.566	1:51.476
64	11.238	1:51.638
19	11.371	1:51.471
69	12.297	1:51.780
144	14.389	1:53.356
41	15.879	1:52.962
4	15.906	1:54.096
13	16.548	1:54.445
82	16.741	1:54.345
90	17.080	1:53.715
84	18.466	1:54.319
44	18.696	1:54.884

76	20.035	1:50.546
45	22.587	1:57.447
47	22.895	1:56.715
16	23.261	1:57.273
7	23.612	1:57.348

LAP 3		
NO	BEHIND	LAP TIME

12		1:47.437
66	0.252	1:46.809
34	0.906	1:47.246
36	4.465	1:48.758
17	5.210	1:49.009
6	5.642	1:48.444
86	11.630	1:50.041
24	12.555	1:51.197
42	12.909	1:51.267
25	12.961	1:50.896
79	13.131	1:50.670
65	13.297	1:50.477
11	13.651	1:50.522
164	14.125	1:52.163
43	15.165	1:52.450
35	15.438	1:53.192
64	15.919	1:52.118
19	16.077	1:52.143
69	16.318	1:51.458
144	20.585	1:53.633
41	20.949	1:52.507
4	21.833	1:53.364
76	21.956	1:49.358
82	23.002	1:53.698
13	23.843	1:54.732
90	24.038	1:54.395
84	24.194	1:53.165
44	29.520	1:58.261
47	31.583	1:56.125
45	31.615	1:56.465
16	32.007	1:56.183
7	33.100	1:56.925

LAP 4		
NO	BEHIND	LAP TIME

66		1:47.371
34	0.277	1:46.994
12	0.303	1:47.926
36	5.311	1:48.469
17	6.162	1:48.575
6	6.791	1:48.772
86	13.365	1:49.358
24	15.543	1:50.611
42	15.669	1:50.383
25	16.023	1:50.685
65	16.094	1:50.420
79	16.539	1:51.031
164	16.563	1:50.061
11	17.147	1:51.119
43	17.722	1:50.180
35	18.970	1:51.155
64	20.243	1:51.947
19	20.527	1:52.073
69	20.631	1:51.936
76	23.644	1:49.311
41	26.727	1:53.401

144	27.099	1:54.137
4	27.301	1:53.091
82	27.703	1:52.324
13	30.613	1:54.393
90	30.973	1:54.558
84	33.590	1:57.019
44	36.965	1:55.068
45	39.507	1:55.515
47	39.631	1:55.671
16	40.109	1:55.725
7	42.488	1:57.011

LAP 5		
NO	BEHIND	LAP TIME

34		1:47.238
12	0.043	1:47.255
66	0.264	1:47.779
36	6.627	1:48.831
17	7.096	1:48.449
6	7.572	1:48.296
86	15.520	1:49.670
24	18.230	1:50.202
25	19.259	1:50.751
164	19.321	1:50.273
79	19.402	1:50.378
43	20.031	1:49.824
11	20.331	1:50.699
35	23.131	1:51.676
42	23.270	1:55.116
65	23.533	1:54.954
19	24.767	1:51.755
69	25.110	1:51.994
64	25.414	1:52.686
76	25.516	1:49.387
41	31.019	1:51.807
144	31.951	1:52.367
4	32.416	1:52.630
82	32.515	1:52.327
13	37.936	1:54.838
90	38.029	1:54.571
84	38.763	1:52.688
44	45.068	1:55.618
47	47.457	1:55.341
45	47.742	1:55.750
16	48.004	1:55.410
7	52.147	1:57.174

LAP 6		
NO	BEHIND	LAP TIME

12		1:47.787
34	0.080	1:47.910
66	0.188	1:47.754
36	7.561	1:48.764
17	7.858	1:48.592
6	8.089	1:48.347
86	17.600	1:49.910
24	20.747	1:50.347
164	20.940	1:49.449
25	21.249	1:49.820
79	22.004	1:50.432
43	22.209	1:50.008
11	23.060	1:50.559
42	26.138	1:50.698
65	26.456	1:50.753

76	26.508	1:48.822
35	26.943	1:51.642
19	27.496	1:50.559
69	28.259	1:50.979
64	28.752	1:51.168
41	36.117	1:52.928
144	36.576	1:52.455
82	37.047	1:52.362
4	37.167	1:52.581
90	44.290	1:54.091
13	44.854	1:54.748
84	45.092	1:54.159
44	52.182	1:54.944
47	54.618	1:54.991
45	54.690	1:54.778
16	55.424	1:55.250
7	1:01.143	1:56.826

LAP 7		
NO	BEHIND	LAP TIME

12		1:47.351
34	0.071	1:47.342
66	0.254	1:47.417
36	8.307	1:48.097
17	9.014	1:48.507
6	9.339	1:48.601
164	23.914	1:50.325
24	23.989	1:50.593
25	24.123	1:50.225
43	24.278	1:49.420
79	25.135	1:50.482
11	26.362	1:50.653
76	28.570	1:49.413
65	29.399	1:50.294
42	30.544	1:51.757
19	31.121	1:50.976
35	31.344	1:51.752
69	32.409	1:51.501
64	33.070	1:51.669
144	42.091	1:52.866
82	42.293	1:52.597
4	43.087	1:53.271
90	51.221	1:54.282
84	51.405	1:53.664
13	52.090	1:54.587
41	53.999	2:05.233 P
44	1:00.277	1:55.446
45	1:02.707	1:55.368
47	1:02.766	1:55.499
16	1:03.158	1:55.085
7	1:10.810	1:57.018

LAP 8		
NO	BEHIND	LAP TIME

12		1:46.889
34	0.058	1:46.876
66	0.480	1:47.115
36	10.026	1:48.608
6	10.425	1:47.975
17	10.718	1:48.593
164	26.669	1:49.644
43	27.402	1:50.013
25	27.537	1:50.303
24	27.657	1:50.557

79	27.925	1:49.679
11	30.355	1:50.882
65	32.322	1:49.812
76	32.941	1:51.260
42	33.834	1:50.179
19	35.071	1:50.839
35	36.059	1:51.604
69	36.659	1:51.139
64	37.639	1:51.458
144	47.912	1:52.710
82	47.969	1:52.565
4	48.526	1:52.328
84	57.368	1:52.852
90	58.085	1:53.753
13	59.284	1:54.083
44	1:10.547	1:57.159
47	1:10.846	1:54.969
45	1:11.450	1:55.632
16	1:11.700	1:55.431
7	1:20.624	1:56.703

LAP 9		
NO	BEHIND	LAP TIME

12		1:46.928
34	0.040	1:46.910
66	0.387	1:46.835
36	11.598	1:48.500
6	11.654	1:48.157
17	12.282	1:48.492
164	29.214	1:49.473
43	29.279	1:48.805
25	30.572	1:49.963
24	30.698	1:49.969
79	30.743	1:49.746
11	34.348	1:50.921
76	34.533	1:48.520
65	35.016	1:49.622
42	37.009	1:50.103
19	39.047	1:50.904
35	41.477	1:52.346
69	41.511	1:51.780
64	42.007	1:51.296
144	53.550	1:52.566
82	53.804	1:52.763
4	53.872	1:52.274
84	1:03.283	1:52.843
90	1:04.011	1:52.854
13	1:07.298	1:54.942
47	1:18.813	1:54.895
44	1:18.901	1:55.282
45	1:19.390	1:54.868
16	1:19.685	1:54.913
7	1:30.831	1:57.135

LAP 10		
NO	BEHIND	LAP TIME

12		1:47.285
34	0.068	1:47.313
66	0.147	1:47.045
36	12.703	1:48.390
6	12.884	1:48.515
17	13.179	1:48.182
43	31.491	1:49.497
164	31.835	1:49.906

Weather / Track : Cloudy / Dry

Oulton Park International  
Circuit Length = 2.6920 miles  
Start: 14:58 Flag 15:23 End: 15:25

# MCRCB BULLETIN TK223

## 2014 MCE British Superbike Championship - Round 2

### 2014 Motul British Motostar Championship

#### RACE 6 - LAP CHART

24	33.079	1:49.666	164	35.367	1:49.284	43	40.114	1:49.017
79	33.185	1:49.727	43	35.552	1:49.326	76	46.292	1:49.729
25	33.400	1:50.113	79	39.126	1:50.080	79	46.544	1:49.770
76	36.351	1:49.103	24	39.160	1:49.878	25	47.431	1:49.985
65	37.783	1:50.052	25	39.700	1:50.140	65	52.540	1:51.017
11	38.036	1:50.973	76	39.772	1:49.181	42	56.456	1:52.909
42	39.936	1:50.212	65	44.323	1:50.552	11	1:00.935	1:52.504
19	42.964	1:51.202	42	46.820	1:50.655	19	1:01.047	1:51.733
69	46.184	1:51.958	11	48.047	1:52.983	64	1:07.610	1:52.675
35	46.408	1:52.216	19	51.752	1:51.348	35	1:07.668	1:52.588
64	46.966	1:52.244	69	55.727	1:52.020	69	1:08.298	1:51.461
144	58.628	1:52.363	64	55.988	1:51.779	144	1:24.294	1:52.003
82	58.946	1:52.427	35	56.099	1:52.336	4	1:24.536	1:53.297
4	59.653	1:53.066	4	1:11.211	1:53.638	82	1:26.385	1:52.785
84	1:09.381	1:53.383	144	1:11.438	1:54.194	84	1:30.608	1:52.094
90	1:12.412	1:55.686	82	1:11.717	1:54.176	90	1:35.927	1:52.990
13	1:15.733	1:55.720	84	1:19.751	1:52.352	13	1:50.925	1:56.112
47	1:26.190	1:54.662	90	1:23.401	1:52.649			
44	1:26.852	1:55.236	13	1:32.317	1:55.644			
45	1:27.424	1:55.319	44	1:42.268	1:55.237			
16	1:27.823	1:55.423	47	1:42.544	1:55.704			
7	1:40.210	1:56.664	45	1:42.777	1:55.538			
			16	1:43.003	1:54.707			

#### LAP 11

NO	BEHIND	LAP TIME
----	--------	----------

12		1:47.048
34	0.115	1:47.095
66	0.141	1:47.042
6	14.295	1:48.459
36	14.431	1:48.776
17	14.694	1:48.563
164	33.421	1:48.634
43	33.564	1:49.121
79	36.384	1:50.247
24	36.620	1:50.589
25	36.898	1:50.546
76	37.929	1:48.626
65	41.109	1:50.374
11	42.402	1:51.414
42	43.503	1:50.615
19	47.742	1:51.826
69	51.045	1:51.909
35	51.101	1:51.741
64	51.547	1:51.629
144	1:04.582	1:53.002
82	1:04.879	1:52.981
4	1:04.911	1:52.306
84	1:14.737	1:52.404
90	1:18.090	1:52.726
13	1:24.011	1:55.326
47	1:34.178	1:55.036
44	1:34.369	1:54.565
45	1:34.577	1:54.201
16	1:35.634	1:54.859

#### LAP 13

NO	BEHIND	LAP TIME
----	--------	----------

34		1:46.804
12	0.063	1:46.918
66	0.113	1:46.827
7	1 Lap	1:57.753
6	17.007	1:48.415
36	17.260	1:48.479
17	17.847	1:48.115
164	37.379	1:48.867
43	37.762	1:49.065
76	43.228	1:50.311
79	43.439	1:51.168
25	44.111	1:51.266
65	48.188	1:50.720
42	50.212	1:50.247
11	55.096	1:53.904
19	55.979	1:51.082
64	1:01.600	1:52.467
35	1:01.745	1:52.501
69	1:03.502	1:54.630
4	1:17.904	1:53.548
144	1:18.956	1:54.373
82	1:20.265	1:55.403
84	1:25.179	1:52.283
90	1:29.602	1:53.056
13	1:41.478	1:56.016

#### LAP 14

NO	BEHIND	LAP TIME
----	--------	----------

34		1:46.665
12	2.569	1:49.171
47	1 Lap	1:56.422
45	1 Lap	1:56.402
16	1 Lap	1:56.609
36	19.533	1:48.938
6	19.924	1:49.582
17	21.264	1:50.082
7	1 Lap	1:57.468
164	39.409	1:48.695

#### LAP 12

NO	BEHIND	LAP TIME
----	--------	----------

12		1:47.338
34	0.051	1:47.274
66	0.141	1:47.338
7	1 Lap	1:59.240
6	15.447	1:48.490
36	15.636	1:48.543
17	16.587	1:49.231

Weather / Track : Cloudy / Dry

Oulton Park International  
Circuit Length = 2.6920 miles  
Start: 14:58 Flag 15:23 End: 15:25



# MCRCB BULLETIN TK224

## 2014 MCE British Superbike Championship - Round 2

### 2014 Motul British Motostar Championship

#### RACE 6 - POSITION CHART

No	Name	Lap														
		Pos	1	2	3	4	5	6	7	8	9	10	11	12	13	14
12	RENDELL	1	12	12	12	66	34	12	12	12	12	12	12	12	34	34
34	WEAVING	2	34	66	66	34	12	34	34	34	34	34	34	34	12	12
66	IRVING	3	66	34	34	12	66	66	66	66	66	66	66	66	66	36
36	URIBE	4	36	36	36	36	36	36	36	36	36	6	6	6	6	6
76	SAXELBY	5	17	17	17	17	17	17	17	6	6	6	36	36	36	17
17	FLITCROFT	6	6	6	6	6	6	6	6	17	17	17	17	17	17	164
24	COSTILLA	7	42	24	86	86	86	86	164	164	164	43	164	164	164	43
6	TAYLOR	8	24	86	24	24	24	24	24	43	43	164	43	43	43	76
164	ALONSO	9	86	42	42	42	25	164	25	25	25	24	79	79	76	79
42	HOBSON	10	25	164	25	25	164	25	43	24	24	79	24	24	79	25
86	NESBITT	11	35	25	79	65	79	79	79	79	79	25	25	25	25	65
35	LODGE	12	79	35	65	79	43	43	11	11	11	76	76	76	65	42
43	SHELTON	13	164	79	11	164	11	11	76	65	76	65	65	65	42	11
11	THOMAS	14	43	43	164	11	35	42	65	76	65	11	11	42	11	19
25	BROUWERS	15	65	65	43	43	42	65	42	42	42	42	42	11	19	64
65	OWENS	16	11	11	35	35	65	76	19	19	19	19	19	19	64	35
79	TAYLOR	17	64	64	64	64	19	35	35	35	35	69	69	69	35	69
64	DURHAM	18	19	19	19	19	69	19	69	69	69	35	35	64	69	144
69	BOOTH-AMOS	19	69	69	69	69	64	69	64	64	64	64	64	35	4	4
41	WARD	20	144	144	144	76	76	64	144	144	144	144	144	4	144	82
19	JOHNSON	21	4	41	41	41	41	41	82	82	82	82	82	144	82	84
144	CLAYTON	22	13	4	4	144	144	144	4	4	4	4	4	82	84	90
84	HERMANSSON	23	82	13	76	4	4	82	90	84	84	84	84	84	90	13
82	VINCENT	24	41	82	82	82	82	4	84	90	90	90	90	90	13	
13	BURMAN	25	90	90	13	13	13	90	13	13	13	13	13	13	47	
44	BAYFORD	26	44	84	90	90	90	13	41	44	47	47	47	44	45	
4	VALLELEY	27	84	44	84	84	84	84	44	47	44	44	44	47	16	
47	ARCHER	28	45	76	44	44	44	44	45	45	45	45	45	45	7	
16	DE VRIES	29	16	45	47	45	47	47	47	16	16	16	16	16		
90	GREENWOOD	30	47	47	45	47	45	45	16	7	7	7	7	7		
45	STRUDWICK	31	7	16	16	16	16	16	7							
7	ASHBY	32	76	7	7	7	7	7								

Weather / Track : Cloudy / Dry

Oulton Park International  
 Circuit Length = 2.6920 miles  
 Start: 14:58 Flag 15:23 End: 15:25

Results can be found at [www.tsl-timing.com](http://www.tsl-timing.com)

Printed - 15:26 Monday, 05 May 2014

**MCRCB BULLETIN TK225**

**2014 MCE British Superbike Championship - Round 2**

**2014 Motul British Motostar Championship**

**RACE 6 - SECTOR ANALYSIS**

SECTOR 1 = FL to I1, SECTOR 2 = I1 to I2, SECTOR 3 = I2 to FL, DIFF = Difference To Personal Best Lap

<b>P1</b>		<b>34 M3</b>		<b>Jordan WEAVING</b>		KTM - Jordan Racing / Burkert				
LAP	SECTOR 1		SECTOR 2		SECTOR 3		LAP TIME	MPH	DIFF	TIME OF DAY
1 -		112.7	51.440	106.6	29.771	107.7	1:53.299	85.53	6.634	14:59:56.793
2 -	27.094	115.1	51.528	107.7	29.746	108.9	1:48.368	89.42	1.703	15:01:45.161
3 -	27.144	114.9	50.628	107.2	29.474	108.0	1:47.246	90.36	0.581	15:03:32.407
4 -	26.886	114.5	50.624	<b>108.0</b>	29.484	<b>110.1</b>	1:46.994	90.57	0.329	15:05:19.401
5 -	<b>26.797</b>	<b>116.1</b>	50.882	106.8	29.559	107.5	1:47.238	90.37	0.573	15:07:06.639
6 -	27.206	112.4	51.054	106.6	29.650	109.4	1:47.910	89.80	1.245	15:08:54.549
7 -	27.279	110.7	50.728	106.8	29.335	108.9	1:47.342	90.28	0.677	15:10:41.891
8 -	26.907	115.5	50.581	106.8	29.388	102.9	1:46.876 <b>(3)</b>	90.67	0.211	15:12:28.767
9 -	27.046	114.9	50.426	107.0	29.438	103.4	1:46.910	90.64	0.245	15:14:15.677
10 -	27.060	112.9	50.661	107.2	29.592	104.6	1:47.313	90.30	0.648	15:16:02.990
11 -	27.212	115.5	<b>50.342</b>	107.2	29.541	108.4	1:47.095	90.49	0.430	15:17:50.085
12 -	27.043	<b>116.1</b>	50.738	107.2	29.493	107.0	1:47.274	90.34	0.609	15:19:37.359
13 -	27.100	114.9	50.483	107.7	<b>29.221</b>	108.0	1:46.804 <b>(2)</b>	90.73	0.139	15:21:24.163
<b>14 -</b>	26.878	114.5	50.497	106.1	29.290	108.7	<b>1:46.665 (1)</b>	<b>90.85</b>		<b>15:23:10.828</b>

<b>P2</b>		<b>12</b>		<b>Edward RENDELL</b>		Honda - Banks Racing				
LAP	SECTOR 1		SECTOR 2		SECTOR 3		LAP TIME	MPH	DIFF	TIME OF DAY
1 -		110.3	50.944	103.5	29.951	103.7	1:52.954	85.79	6.065	14:59:56.448
2 -	27.312	109.6	50.455	103.8	29.849	104.2	1:47.616	90.05	0.727	15:01:44.064
3 -	27.160	110.5	50.456	103.4	29.821	103.0	1:47.437	90.20	0.548	15:03:31.501
4 -	27.578	109.8	50.604	<b>105.0</b>	29.744	104.5	1:47.926	89.79	1.037	15:05:19.427
5 -	26.979	112.5	50.413	103.4	29.863	103.0	1:47.255	90.35	0.366	15:07:06.682
6 -	27.200	110.3	50.866	103.5	29.721	<b>105.0</b>	1:47.787	89.91	0.898	15:08:54.469
7 -	27.303	110.5	50.395	103.4	<b>29.653</b>	104.8	1:47.351	90.27	0.462	15:10:41.820
<b>8 -</b>	<b>26.842</b>	110.9	50.257	103.5	29.790	104.2	<b>1:46.889 (1)</b>	<b>90.66</b>		<b>15:12:28.709</b>
9 -	26.969	110.1	50.273	103.4	29.686	103.5	1:46.928 <b>(3)</b>	90.63	0.039	15:14:15.637
10 -	27.018	110.0	50.481	103.8	29.786	104.3	1:47.285	90.33	0.396	15:16:02.922
11 -	27.002	110.0	50.387	103.5	29.659	104.2	1:47.048	90.53	0.159	15:17:49.970
12 -	27.084	110.9	50.577	102.9	29.677	104.5	1:47.338	90.28	0.449	15:19:37.308
13 -	26.992	110.3	<b>50.246</b>	104.0	29.680	<b>105.0</b>	1:46.918 <b>(2)</b>	90.64	0.029	15:21:24.226
14 -	27.071	<b>113.5</b>	52.314	101.8	29.786	104.6	1:49.171	88.77	2.282	15:23:13.397

<b>P3</b>		<b>36 M3</b>		<b>Jayson URIBE</b>		Honda - FPW Racing / RSR				
LAP	SECTOR 1		SECTOR 2		SECTOR 3		LAP TIME	MPH	DIFF	TIME OF DAY
1 -		112.9	51.773	105.8	30.181	106.8	1:54.599	84.56	6.502	14:59:58.093
2 -	27.565	112.0	51.338	104.8	30.212	106.3	1:49.115	88.81	1.018	15:01:47.208
3 -	27.670	113.5	51.167	105.0	29.921	106.0	1:48.758	89.10	0.661	15:03:35.966
4 -	27.627	112.9	51.033	105.0	<b>29.809</b>	106.3	1:48.469 <b>(3)</b>	89.34	0.372	15:05:24.435
5 -	27.428	112.4	51.107	104.2	30.296	103.8	1:48.831	89.04	0.734	15:07:13.266
6 -	27.426	112.5	51.393	105.0	29.945	106.0	1:48.764	89.10	0.667	15:09:02.030
<b>7 -</b>	27.273	112.5	<b>50.927</b>	105.1	29.897	106.5	<b>1:48.097 (1)</b>	<b>89.65</b>		<b>15:10:50.127</b>
8 -	27.482	112.9	51.226	104.6	29.900	106.0	1:48.608	89.23	0.511	15:12:38.735
9 -	27.418	112.7	50.937	104.6	30.145	105.3	1:48.500	89.32	0.403	15:14:27.235
10 -	27.485	112.4	50.952	104.6	29.953	105.5	1:48.390 <b>(2)</b>	89.41	0.293	15:16:15.625
11 -	27.771	113.7	51.166	<b>107.0</b>	29.839	107.3	1:48.776	89.09	0.679	15:18:04.401
12 -	27.359	<b>114.7</b>	51.201	106.0	29.983	107.7	1:48.543	89.28	0.446	15:19:52.944
13 -	<b>27.241</b>	114.3	51.188	106.1	30.050	<b>108.0</b>	1:48.479	89.33	0.382	15:21:41.423
14 -	27.705	114.5	51.259	105.0	29.974	106.0	1:48.938	88.96	0.841	15:23:30.361

<b>P4</b>		<b>6</b>		<b>Taz TAYLOR</b>		Luyten Honda - FPW Racing / Hookless Holidays				
LAP	SECTOR 1		SECTOR 2		SECTOR 3		LAP TIME	MPH	DIFF	TIME OF DAY
1 -		112.4	52.272	105.6	30.226	107.0	1:56.203	83.39	8.228	14:59:59.697
2 -	27.413	111.8	51.507	105.6	30.082	107.8	1:49.002	88.90	1.027	15:01:48.699
3 -	27.067	114.5	51.355	106.3	30.022	107.7	1:48.444	89.36	0.469	15:03:37.143
4 -	26.883	114.9	51.958	105.6	29.931	107.2	1:48.772	89.09	0.797	15:05:25.915
5 -	27.133	113.9	51.126	105.6	30.037	107.2	1:48.296 <b>(3)</b>	89.48	0.321	15:07:14.211
6 -	26.942	114.5	51.661	<b>106.8</b>	<b>29.744</b>	<b>108.9</b>	1:48.347	89.44	0.372	15:09:02.558
7 -	26.816	115.1	51.800	106.5	29.985	107.8	1:48.601	89.23	0.626	15:10:51.159
<b>8 -</b>	<b>26.713</b>	<b>116.3</b>	51.457	105.5	29.805	107.2	<b>1:47.975 (1)</b>	<b>89.75</b>		<b>15:12:39.134</b>

Weather / Track : Cloudy / Dry

Oulton Park International  
Circuit Length = 2.6920 miles  
Start: 14:58 Flag 15:23 End: 15:25

**MCRCB BULLETIN TK225**

**2014 MCE British Superbike Championship - Round 2**

**2014 Motul British Motostar Championship**

**RACE 6 - SECTOR ANALYSIS**

SECTOR 1 = FL to I1, SECTOR 2 = I1 to I2, SECTOR 3 = I2 to FL, DIFF = Difference To Personal Best Lap

9 -	27.076	112.0	51.210	105.6	29.871	106.6	1:48.157	(2)	89.60	0.182	15:14:27.291
10 -	27.513	110.0	<b>51.108</b>	106.0	29.894	106.5	1:48.515		89.30	0.540	15:16:15.806
11 -	27.335	111.6	51.245	105.5	29.879	106.1	1:48.459		89.35	0.484	15:18:04.265
12 -	27.180	112.9	51.358	104.6	29.952	106.8	1:48.490		89.32	0.515	15:19:52.755
13 -	27.161	112.0	51.155	105.5	30.099	106.6	1:48.415		89.39	0.440	15:21:41.170
14 -	27.659	110.9	51.945	105.8	29.978	105.5	1:49.582		88.43	1.607	15:23:30.752

<b>P5 17</b>		<b>James FLITCROFT</b>		Nykos - Kinpac Racing							
LAP	SECTOR 1		SECTOR 2		SECTOR 3		LAP TIME	MPH	DIFF	TIME OF DAY	
1 -		110.5	51.810	102.7	30.287	104.6	1:54.653	84.52	6.538	14:59:58.147	
2 -	27.673	111.2	51.914	103.7	29.968	105.3	1:49.555	88.46	1.440	15:01:47.702	
3 -	27.246	112.7	51.815	103.5	29.948	104.8	1:49.009	88.90	0.894	15:03:36.711	
4 -	26.927	112.5	51.904	103.5	29.744	106.0	1:48.575	89.25	0.460	15:05:25.286	
5 -	<b>26.703</b>	<b>113.3</b>	51.899	103.0	29.847	105.8	1:48.449	(3)	89.36	0.334	15:07:13.735
6 -	26.978	112.7	51.868	103.7	29.746	106.3	1:48.592		89.24	0.477	15:09:02.327
7 -	27.036	113.1	51.671	103.5	29.800	106.1	1:48.507		89.31	0.392	15:10:50.834
8 -	26.915	112.0	52.121	103.4	29.557	106.6	1:48.593		89.24	0.478	15:12:39.427
9 -	26.860	<b>113.3</b>	51.819	104.2	29.813	105.1	1:48.492		89.32	0.377	15:14:27.919
10 -	26.957	110.5	51.669	104.0	<b>29.556</b>	106.3	1:48.182	(2)	89.58	0.067	15:16:16.101
11 -	27.363	112.7	<b>51.430</b>	<b>105.6</b>	29.770	106.6	1:48.563		89.26	0.448	15:18:04.664
12 -	27.398	112.7	52.182	103.2	29.651	106.0	1:49.231		88.72	1.116	15:19:53.895
<b>13 -</b>	<b>26.877</b>	<b>113.3</b>	51.502	103.8	29.736	<b>106.8</b>	<b>1:48.115</b>	(1)	<b>89.63</b>		<b>15:21:42.010</b>
14 -	27.285	<b>113.3</b>	52.263	102.4	30.534	104.5	1:50.082		88.03	1.967	15:23:32.092

<b>P6 164</b>		<b>Anthony ALONSO</b>		Honda - SP125 / BARF Racing							
LAP	SECTOR 1		SECTOR 2		SECTOR 3		LAP TIME	MPH	DIFF	TIME OF DAY	
1 -		112.2	53.256	<b>103.5</b>	30.210	<b>107.2</b>	1:58.743	81.61	10.109	15:00:02.237	
2 -	27.383	110.9	53.016	103.0	30.827	104.8	1:51.226	87.13	2.592	15:01:53.463	
3 -	27.557	112.0	54.652	101.8	29.954	106.0	1:52.163	86.40	3.529	15:03:45.626	
4 -	27.375	110.5	52.725	102.6	29.961	106.0	1:50.061	88.05	1.427	15:05:35.687	
5 -	27.695	<b>112.5</b>	52.449	101.8	30.129	105.6	1:50.273	87.88	1.639	15:07:25.960	
6 -	27.537	110.3	51.785	102.2	30.127	106.5	1:49.449	88.54	0.815	15:09:15.409	
7 -	27.578	109.4	52.360	103.2	30.387	104.0	1:50.325	87.84	1.691	15:11:05.734	
8 -	27.415	109.8	51.857	101.3	30.372	102.9	1:49.644	88.38	1.010	15:12:55.378	
9 -	27.395	109.8	51.789	101.9	30.289	103.7	1:49.473	88.52	0.839	15:14:44.851	
10 -	28.117	111.2	51.844	103.4	<b>29.945</b>	105.3	1:49.906	88.17	1.272	15:16:34.757	
<b>11 -</b>	<b>27.053</b>	112.0	<b>51.478</b>	102.7	30.103	103.7	<b>1:48.634</b>	(1)	<b>89.21</b>		<b>15:18:23.391</b>
12 -	27.572	108.7	51.585	102.7	30.127	103.7	1:49.284		88.67	0.650	15:20:12.675
13 -	27.182	109.6	51.645	101.8	30.040	104.5	1:48.867	(3)	89.01	0.233	15:22:01.542
14 -	<b>27.040</b>	110.1	51.703	101.9	29.952	104.0	1:48.695	(2)	89.16	0.061	15:23:50.237

<b>P7 43</b>		<b>Arnie SHELTON</b>		Honda - e3 Motorsport with Shelton Racing							
LAP	SECTOR 1		SECTOR 2		SECTOR 3		LAP TIME	MPH	DIFF	TIME OF DAY	
1 -		113.5	53.809	104.0	31.057	106.6	1:59.153	81.33	10.348	15:00:02.647	
2 -	27.951	112.7	53.135	106.0	30.483	108.5	1:51.569	86.86	2.764	15:01:54.216	
3 -	28.336	112.0	53.476	105.0	30.638	106.3	1:52.450	86.18	3.645	15:03:46.666	
4 -	27.725	112.2	52.455	104.8	30.000	107.3	1:50.180	87.95	1.375	15:05:36.846	
5 -	27.390	113.3	52.404	105.8	30.030	107.0	1:49.824	88.24	1.019	15:07:26.670	
6 -	27.469	<b>114.5</b>	52.646	<b>106.6</b>	<b>29.893</b>	108.2	1:50.008	88.09	1.203	15:09:16.678	
7 -	27.593	112.7	51.924	104.5	29.903	<b>109.1</b>	1:49.420	88.56	0.615	15:11:06.098	
8 -	27.475	114.3	52.458	106.0	30.080	105.5	1:50.013	88.09	1.208	15:12:56.111	
<b>9 -</b>	<b>27.425</b>	111.2	<b>51.307</b>	105.1	30.073	107.5	<b>1:48.805</b>	(1)	<b>89.07</b>		<b>15:14:44.916</b>
10 -	27.960	109.4	51.527	104.5	30.010	105.5	1:49.497	88.50	0.692	15:16:34.413	
11 -	27.305	110.0	51.903	104.2	29.913	107.3	1:49.121	88.81	0.316	15:18:23.534	
12 -	27.410	110.9	51.975	104.5	29.941	107.3	1:49.326	88.64	0.521	15:20:12.860	
13 -	27.168	112.2	51.648	105.6	30.249	105.8	1:49.065	(3)	88.85	0.260	15:22:01.925
14 -	<b>27.015</b>	113.3	51.963	104.2	30.039	105.5	1:49.017	(2)	88.89	0.212	15:23:50.942

<b>P8 76</b>		<b>Ryan SAXELBY</b>		Honda - RS Racing							
LAP	SECTOR 1		SECTOR 2		SECTOR 3		LAP TIME	MPH	DIFF	TIME OF DAY	
1 -		105.6	53.904	103.7	30.130	108.5	2:10.059	74.51	21.539	15:00:13.553	

Weather / Track : Cloudy / Dry

Oulton Park International  
 Circuit Length = 2.6920 miles  
 Start: 14:58 Flag 15:23 End: 15:25

MCRCB BULLETIN TK225

2014 MCE British Superbike Championship - Round 2

2014 Motul British Motostar Championship

RACE 6 - SECTOR ANALYSIS

SECTOR 1 = FL to I1, SECTOR 2 = I1 to I2, SECTOR 3 = I2 to FL, DIFF = Difference To Personal Best Lap

2 -	27.889	112.9	52.657	105.1	30.000	109.2	1:50.546	87.66	2.026	15:02:04.099
3 -	27.253	<b>115.7</b>	52.294	104.3	29.811	110.1	1:49.358	88.61	0.838	15:03:53.457
4 -	27.547	114.5	51.545	105.5	30.219	105.8	1:49.311	88.65	0.791	15:05:42.768
5 -	27.528	113.1	51.883	106.5	29.976	110.5	1:49.387	88.59	0.867	15:07:32.155
6 -	27.312	<b>115.7</b>	51.663	106.3	29.847	<b>112.2</b>	1:48.822 (3)	89.05	0.302	15:09:20.977
7 -	27.507	114.9	51.924	106.3	29.982	109.1	1:49.413	88.57	0.893	15:11:10.390
8 -	27.601	113.7	53.725	105.8	29.934	109.1	1:51.260	87.10	2.740	15:13:01.650
9 -	<b>26.989</b>	114.1	51.746	106.0	<b>29.785</b>	109.8	<b>1:48.520 (1)</b>	<b>89.30</b>		<b>15:14:50.170</b>
10 -	27.429	112.9	51.638	105.3	30.036	108.4	1:49.103	88.82	0.583	15:16:39.273
11 -	27.255	113.5	<b>51.511</b>	106.3	29.860	109.6	1:48.626 (2)	89.21	0.106	15:18:27.899
12 -	27.164	114.3	52.161	<b>107.5</b>	29.856	110.7	1:49.181	88.76	0.661	15:20:17.080
13 -	27.635	113.9	52.492	103.8	30.184	107.7	1:50.311	87.85	1.791	15:22:07.391
14 -	27.196	112.9	52.195	105.3	30.338	105.8	1:49.729	88.32	1.209	15:23:57.120

P9	79	M3	Chris TAYLOR				Honda - Ducati Coventry			
LAP	SECTOR 1		SECTOR 2		SECTOR 3		LAP TIME	MPH	DIFF	TIME OF DAY
1 -		114.7	53.705	106.0	30.244	108.2	1:58.504	81.78	8.825	15:00:01.998
2 -	27.931	114.1	53.473	105.6	30.560	107.5	1:51.964	86.55	2.285	15:01:53.962
3 -	27.733	112.9	52.815	105.8	30.122	108.7	1:50.670	87.56	0.991	15:03:44.632
4 -	28.011	111.4	53.109	102.1	29.911	<b>110.1</b>	1:51.031	87.28	1.352	15:05:35.663
5 -	27.527	113.9	52.896	105.1	29.955	107.8	1:50.378	87.80	0.699	15:07:26.041
6 -	27.950	113.3	52.597	105.3	29.885	108.0	1:50.432	87.75	0.753	15:09:16.473
7 -	27.571	113.1	52.793	105.5	30.118	106.1	1:50.482	87.71	0.803	15:11:06.955
8 -	27.445	114.5	52.383	106.0	<b>29.851</b>	108.4	<b>1:49.679 (1)</b>	<b>88.36</b>		<b>15:12:56.634</b>
9 -	27.610	113.3	<b>52.263</b>	106.1	29.873	109.1	1:49.746 (3)	88.30	0.067	15:14:46.380
10 -	<b>27.333</b>	<b>115.3</b>	52.325	105.3	30.069	109.1	1:49.727 (2)	88.32	0.048	15:16:36.107
11 -	27.604	111.8	52.429	<b>106.3</b>	30.214	105.8	1:50.247	87.90	0.568	15:18:26.354
12 -	27.719	110.7	52.408	105.5	29.953	107.8	1:50.080	88.03	0.401	15:20:16.434
13 -	27.970	110.5	53.117	105.0	30.081	106.6	1:51.168	87.17	1.489	15:22:07.602
14 -	27.479	111.8	52.347	105.0	29.944	106.3	1:49.770	88.28	0.091	15:23:57.372

P10	25	M3	Mike BROUWERS				Honda - Joma / Brouwers Racing Team			
LAP	SECTOR 1		SECTOR 2		SECTOR 3		LAP TIME	MPH	DIFF	TIME OF DAY
1 -		111.1	53.183	103.4	30.621	104.8	1:57.995	82.13	8.175	15:00:01.489
2 -	28.107	111.1	53.328	103.4	30.642	107.0	1:52.077	86.47	2.257	15:01:53.566
3 -	28.165	108.0	52.541	102.1	30.190	104.2	1:50.896	87.39	1.076	15:03:44.462
4 -	28.164	110.7	52.263	102.4	30.258	105.6	1:50.685	87.55	0.865	15:05:35.147
5 -	28.006	107.8	52.428	101.8	30.317	104.8	1:50.751	87.50	0.931	15:07:25.898
6 -	27.644	<b>113.1</b>	<b>52.065</b>	<b>103.7</b>	<b>30.111</b>	106.0	<b>1:49.820 (1)</b>	<b>88.24</b>		<b>15:09:15.718</b>
7 -	27.625	110.7	52.328	103.0	30.272	<b>107.2</b>	1:50.225	87.92	0.405	15:11:05.943
8 -	27.409	109.8	52.464	103.2	30.430	104.8	1:50.303	87.86	0.483	15:12:56.246
9 -	27.563	109.4	52.072	101.9	30.328	104.5	1:49.963 (2)	88.13	0.143	15:14:46.209
10 -	27.440	109.4	52.108	101.3	30.565	104.6	1:50.113	88.01	0.293	15:16:36.322
11 -	27.678	111.2	52.588	<b>103.7</b>	30.280	105.1	1:50.546	87.66	0.726	15:18:26.868
12 -	<b>27.384</b>	111.8	52.597	103.5	30.159	104.6	1:50.140	87.99	0.320	15:20:17.008
13 -	27.852	109.8	53.199	100.7	30.215	104.3	1:51.266	87.10	1.446	15:22:08.274
14 -	27.460	109.6	52.305	102.1	30.220	104.3	1:49.985 (3)	88.11	0.165	15:23:58.259

P11	65	Josh OWENS				Honda - RCD Motorsport				
LAP	SECTOR 1		SECTOR 2		SECTOR 3		LAP TIME	MPH	DIFF	TIME OF DAY
1 -		114.3	53.884	105.3	30.757	107.0	1:59.503	81.09	9.881	15:00:02.997
2 -	27.653	113.7	53.246	<b>106.1</b>	30.425	<b>109.2</b>	1:51.324	87.05	1.702	15:01:54.321
3 -	27.609	<b>115.7</b>	52.842	105.1	30.026	108.7	1:50.477	87.72	0.855	15:03:44.798
4 -	28.000	112.7	52.199	106.0	30.221	108.5	1:50.420	87.76	0.798	15:05:35.218
5 -	27.870	110.1	56.412	102.4	30.672	106.8	1:54.954	84.30	5.332	15:07:30.172
6 -	27.945	112.0	52.370	103.8	30.438	107.7	1:50.753	87.50	1.131	15:09:20.925
7 -	27.709	110.3	52.498	104.2	30.087	107.0	1:50.294	87.86	0.672	15:11:11.219
8 -	27.446	112.0	52.168	104.0	30.198	105.3	1:49.812 (2)	88.25	0.190	15:13:01.031
9 -	27.645	110.0	<b>52.041</b>	105.6	<b>29.936</b>	107.8	<b>1:49.622 (1)</b>	<b>88.40</b>		<b>15:14:50.653</b>
10 -	<b>27.265</b>	113.1	52.653	104.0	30.134	106.5	1:50.052 (3)	88.06	0.430	15:16:40.705
11 -	27.660	111.1	52.309	103.8	30.405	105.5	1:50.374	87.80	0.752	15:18:31.079
12 -	27.907	110.5	52.193	103.2	30.452	105.6	1:50.552	87.66	0.930	15:20:21.631

Weather / Track : Cloudy / Dry

Oulton Park International  
Circuit Length = 2.6920 miles  
Start: 14:58 Flag 15:23 End: 15:25

**MCRCB BULLETIN TK225**

**2014 MCE British Superbike Championship - Round 2**

**2014 Motul British Motostar Championship**

**RACE 6 - SECTOR ANALYSIS**

SECTOR 1 = FL to I1, SECTOR 2 = I1 to I2, SECTOR 3 = I2 to FL, DIFF = Difference To Personal Best Lap

13 -	27.768	110.5	52.579	103.7	30.373	106.1	1:50.720	87.52	1.098	15:22:12.351
14 -	27.745	110.5	52.556	102.9	30.716	105.5	1:51.017	87.29	1.395	15:24:03.368

<b>P12 42 M3 James HOBSON</b>		Honda - Two 4 Motorsport								
LAP	SECTOR 1	SECTOR 2	SECTOR 3	LAP TIME	MPH	DIFF	TIME OF DAY			
1 -		115.1	53.256	106.6	30.750	108.5	1:57.545	82.44	7.442	15:00:01.039
2 -	28.165	113.1	53.229	106.1	30.710	109.4	1:52.104	86.44	2.001	15:01:53.143
3 -	28.163	<b>116.5</b>	52.768	106.8	30.336	109.1	1:51.267	87.09	1.164	15:03:44.410
4 -	28.026	114.7	<b>52.083</b>	107.2	30.274	110.9	1:50.383	87.79	0.280	15:05:34.793
5 -	27.856	112.9	56.719	105.1	30.541	110.9	1:55.116	84.18	5.013	15:07:29.909
6 -	27.953	114.7	52.494	106.0	30.251	110.3	1:50.698	87.54	0.595	15:09:20.607
7 -	27.805	113.5	53.783	104.3	30.169	<b>111.2</b>	1:51.757	86.71	1.654	15:11:12.364
8 -	27.654	115.1	52.369	<b>107.5</b>	30.156	109.2	1:50.179 (2)	87.95	0.076	15:13:02.543
9 -	27.689	114.1	52.299	107.0	<b>30.115</b>	110.0	<b>1:50.103 (1)</b>	<b>88.02</b>		<b>15:14:52.646</b>
10 -	27.660	113.7	52.330	106.6	30.222	110.5	1:50.212 (3)	87.93	0.109	15:16:42.858
11 -	27.870	114.9	52.415	106.3	30.330	110.5	1:50.615	87.61	0.512	15:18:33.473
12 -	27.602	115.1	52.791	106.8	30.262	109.8	1:50.655	87.58	0.552	15:20:24.128
13 -	27.607	114.3	52.270	105.5	30.370	109.8	1:50.247	87.90	0.144	15:22:14.375
14 -	<b>27.505</b>	115.3	54.735	106.5	30.669	109.4	1:52.909	85.83	2.806	15:24:07.284

<b>P13 11 Joseph THOMAS</b>		Honda - Moto UK Racing								
LAP	SECTOR 1	SECTOR 2	SECTOR 3	LAP TIME	MPH	DIFF	TIME OF DAY			
1 -		111.4	54.306	103.2	30.712	104.0	1:59.660	80.99	9.138	15:00:03.154
2 -	27.753	110.3	53.226	102.7	30.497	<b>104.8</b>	1:51.476	86.93	0.954	15:01:54.630
3 -	27.498	<b>112.4</b>	52.825	103.8	30.199	<b>104.8</b>	<b>1:50.522 (1)</b>	<b>87.68</b>		<b>15:03:45.152</b>
4 -	27.872	110.1	52.896	<b>104.2</b>	30.351	104.2	1:51.119	87.21	0.597	15:05:36.271
5 -	<b>27.395</b>	111.6	53.207	102.4	<b>30.097</b>	104.5	1:50.699	87.54	0.177	15:07:26.970
6 -	27.434	111.4	52.825	102.9	30.300	104.0	1:50.559 (2)	87.65	0.037	15:09:17.529
7 -	27.599	106.1	<b>52.728</b>	101.2	30.326	103.8	1:50.653 (3)	87.58	0.131	15:11:08.182
8 -	27.470	108.4	52.961	101.3	30.451	102.7	1:50.882	87.40	0.360	15:12:59.064
9 -	27.517	107.8	53.022	101.6	30.382	102.7	1:50.921	87.37	0.399	15:14:49.985
10 -	27.781	107.0	52.819	99.2	30.373	103.8	1:50.973	87.33	0.451	15:16:40.958
11 -	27.492	110.0	53.131	101.0	30.791	102.6	1:51.414	86.98	0.892	15:18:32.372
12 -	28.161	107.0	53.942	100.4	30.880	102.1	1:52.983	85.77	2.461	15:20:25.355
13 -	27.982	108.0	54.414	98.8	31.508	102.4	1:53.904	85.08	3.382	15:22:19.259
14 -	27.902	107.7	53.623	100.1	30.979	102.7	1:52.504	86.14	1.982	15:24:11.763

<b>P14 19 Kai JOHNSON</b>		Nykos - Kinpac Racing								
LAP	SECTOR 1	SECTOR 2	SECTOR 3	LAP TIME	MPH	DIFF	TIME OF DAY			
1 -		110.7	54.214	101.9	30.731	105.6	2:00.470	80.44	9.911	15:00:03.964
2 -	27.596	108.9	53.484	102.2	30.391	<b>106.1</b>	1:51.471	86.94	0.912	15:01:55.435
3 -	27.792	109.6	53.445	102.1	30.906	105.1	1:52.143	86.41	1.584	15:03:47.578
4 -	27.928	107.0	53.073	103.0	31.072	103.5	1:52.073	86.47	1.514	15:05:39.651
5 -	27.882	108.4	53.279	<b>104.0</b>	30.594	104.0	1:51.755	86.71	1.196	15:07:31.406
6 -	27.523	109.6	<b>52.664</b>	102.4	<b>30.372</b>	105.5	<b>1:50.559 (1)</b>	<b>87.65</b>		<b>15:09:21.965</b>
7 -	27.379	110.3	52.955	100.6	30.642	105.1	1:50.976	87.32	0.417	15:11:12.941
8 -	27.422	109.8	52.773	102.4	30.644	104.0	1:50.839 (2)	87.43	0.280	15:13:03.780
9 -	27.368	108.0	52.840	101.5	30.696	103.4	1:50.904 (3)	87.38	0.345	15:14:54.684
10 -	27.569	107.5	52.666	101.0	30.967	103.8	1:51.202	87.15	0.643	15:16:45.886
11 -	28.089	107.8	52.938	100.7	30.799	103.2	1:51.826	86.66	1.267	15:18:37.712
12 -	27.583	107.7	53.056	101.2	30.709	103.5	1:51.348	87.03	0.789	15:20:29.060
13 -	27.427	108.0	52.960	100.4	30.695	104.3	1:51.082	87.24	0.523	15:22:20.142
14 -	<b>27.147</b>	<b>111.6</b>	53.461	100.4	31.125	105.5	1:51.733	86.73	1.174	15:24:11.875

<b>P15 64 Asher DURHAM</b>		Honda - SP125Racing.com								
LAP	SECTOR 1	SECTOR 2	SECTOR 3	LAP TIME	MPH	DIFF	TIME OF DAY			
1 -		<b>112.2</b>	54.291	102.1	30.694	<b>104.3</b>	2:00.170	80.64	9.002	15:00:03.664
2 -	27.830	110.9	53.223	102.2	<b>30.585</b>	104.2	1:51.638	86.81	0.470	15:01:55.302
3 -	27.912	110.0	53.341	101.2	30.865	103.2	1:52.118	86.43	0.950	15:03:47.420
4 -	28.072	109.4	52.971	101.8	30.904	103.0	1:51.947	86.57	0.779	15:05:39.367
5 -	28.102	109.2	53.046	101.9	31.538	104.2	1:52.686	86.00	1.518	15:07:32.053

Oulton Park International  
 Circuit Length = 2.6920 miles  
 Start: 14:58 Flag 15:23 End: 15:25

Weather / Track : Cloudy / Dry

**MCRCB BULLETIN TK225**

**2014 MCE British Superbike Championship - Round 2**

**2014 Motul British Motostar Championship**

**RACE 6 - SECTOR ANALYSIS**

SECTOR 1 = FL to I1, SECTOR 2 = I1 to I2, SECTOR 3 = I2 to FL, DIFF = Difference To Personal Best Lap

6 -	27.928	110.7	<b>52.590</b>	102.1	30.650	103.8	<b>1:51.168 (1)</b>	<b>87.17</b>		<b>15:09:23.221</b>
7 -	28.065	109.4	52.963	100.6	30.641	<b>104.3</b>	1:51.669	86.78	0.501	15:11:14.890
8 -	27.805	111.1	52.911	100.9	30.742	103.7	1:51.458 (3)	86.95	0.290	15:13:06.348
9 -	<b>27.698</b>	109.4	52.793	102.4	30.805	102.9	1:51.296 (2)	87.07	0.128	15:14:57.644
10 -	28.243	110.0	53.123	101.9	30.878	104.2	1:52.244	86.34	1.076	15:16:49.888
11 -	27.938	110.0	52.998	101.8	30.693	102.9	1:51.629	86.81	0.461	15:18:41.517
12 -	28.139	110.5	52.766	<b>102.9</b>	30.874	102.7	1:51.779	86.70	0.611	15:20:33.296
13 -	28.012	109.8	53.397	100.1	31.058	103.2	1:52.467	86.17	1.299	15:22:25.763
14 -	28.121	107.0	53.359	100.6	31.195	103.2	1:52.675	86.01	1.507	15:24:18.438

<b>P16 35</b>		<b>Elliot LODGE</b>		Honda - SP125 / Spike Racing						
LAP	SECTOR 1		SECTOR 2		SECTOR 3		LAP TIME	MPH	DIFF	TIME OF DAY
1 -		<b>110.0</b>	53.272	<b>101.5</b>	30.608	103.8	1:58.293	81.92	7.138	15:00:01.787
2 -	28.163	107.7	53.312	<b>101.5</b>	<b>30.485</b>	<b>104.6</b>	1:51.960	86.56	0.805	15:01:53.747
3 -	28.206	109.1	53.917	101.0	31.069	102.2	1:53.192	85.61	2.037	15:03:46.939
<b>4 -</b>	<b>27.923</b>	107.2	<b>52.530</b>	100.9	30.702	101.6	<b>1:51.155 (1)</b>	<b>87.18</b>		<b>15:05:38.094</b>
5 -	28.036	106.0	52.761	99.7	30.879	100.3	1:51.676	86.78	0.521	15:07:29.770
6 -	28.416	107.2	52.664	100.4	30.562	103.2	1:51.642 (3)	86.80	0.487	15:09:21.412
7 -	28.014	106.3	53.226	99.8	30.512	103.7	1:51.752	86.72	0.597	15:11:13.164
8 -	28.025	105.8	52.816	99.8	30.763	100.9	1:51.604 (2)	86.83	0.449	15:13:04.768
9 -	28.299	103.7	53.018	99.5	31.029	100.7	1:52.346	86.26	1.191	15:14:57.114
10 -	28.557	104.3	52.784	99.2	30.875	101.0	1:52.216	86.36	1.061	15:16:49.330
11 -	28.188	105.6	52.807	100.4	30.746	102.7	1:51.741	86.73	0.586	15:18:41.071
12 -	28.495	103.8	53.160	100.6	30.681	100.9	1:52.336	86.27	1.181	15:20:33.407
13 -	28.325	104.0	53.213	99.2	30.963	100.1	1:52.501	86.14	1.346	15:22:25.908
14 -	28.166	106.1	53.359	99.1	31.063	100.3	1:52.588	86.07	1.433	15:24:18.496

<b>P17 69 M3</b>		<b>Tom BOOTH-AMOS</b>		BMS Pre M3 - FAB Racing BMS Pre Moto3						
LAP	SECTOR 1		SECTOR 2		SECTOR 3		LAP TIME	MPH	DIFF	TIME OF DAY
1 -		104.3	54.337	98.9	31.143	101.5	2:01.087	80.03	10.108	15:00:04.581
2 -	28.335	103.8	52.561	99.2	30.884	100.9	1:51.780	86.69	0.801	15:01:56.361
3 -	28.118	<b>107.0</b>	52.608	99.1	30.732	<b>102.2</b>	1:51.458 (3)	86.95	0.479	15:03:47.819
4 -	28.078	106.0	52.916	<b>99.8</b>	30.942	100.6	1:51.936	86.57	0.957	15:05:39.755
5 -	28.109	105.8	52.852	99.4	31.033	100.9	1:51.994	86.53	1.015	15:07:31.749
<b>6 -</b>	<b>27.877</b>	105.6	52.388	98.8	30.714	100.9	<b>1:50.979 (1)</b>	<b>87.32</b>		<b>15:09:22.728</b>
7 -	28.018	103.8	52.787	97.2	<b>30.696</b>	101.5	1:51.501	86.91	0.522	15:11:14.229
8 -	28.029	105.1	<b>52.365</b>	98.2	30.745	100.3	1:51.139 (2)	87.19	0.160	15:13:05.368
9 -	<b>27.844</b>	106.1	53.037	99.1	30.899	98.6	1:51.780	86.69	0.801	15:14:57.148
10 -	28.229	103.4	52.703	97.8	31.026	99.8	1:51.958	86.56	0.979	15:16:49.106
11 -	28.164	103.5	52.805	97.6	30.940	99.5	1:51.909	86.59	0.930	15:18:41.015
12 -	28.381	103.2	52.639	97.6	31.000	98.9	1:52.020	86.51	1.041	15:20:33.035
13 -	28.253	103.0	55.399	95.5	30.978	99.7	1:54.630	84.54	3.651	15:22:27.665
14 -	27.958	105.3	52.646	97.6	30.857	99.8	1:51.461	86.94	0.482	15:24:19.126

<b>P18 144</b>		<b>Mark CLAYTON</b>		Ha - MC Racing						
LAP	SECTOR 1		SECTOR 2		SECTOR 3		LAP TIME	MPH	DIFF	TIME OF DAY
1 -		102.6	54.851	104.2	31.107	<b>107.2</b>	2:01.603	79.69	9.600	15:00:05.097
2 -	28.196	111.8	53.872	104.5	31.288	106.3	1:53.356	85.49	1.353	15:01:58.453
3 -	28.526	<b>112.7</b>	53.870	102.9	31.237	106.0	1:53.633	85.28	1.630	15:03:52.086
4 -	28.693	111.6	53.994	103.2	31.450	106.0	1:54.137	84.90	2.134	15:05:46.223
5 -	28.047	112.2	53.348	104.6	30.972	106.5	1:52.367 (3)	86.24	0.364	15:07:38.590
6 -	28.109	111.8	53.219	<b>105.5</b>	31.127	105.0	1:52.455	86.17	0.452	15:09:31.045
7 -	28.331	110.9	53.323	104.6	31.212	105.1	1:52.866	85.86	0.863	15:11:23.911
8 -	28.162	112.2	53.285	104.6	31.263	105.3	1:52.710	85.98	0.707	15:13:16.621
9 -	28.155	110.3	53.295	105.1	31.116	105.3	1:52.566	86.09	0.563	15:15:09.187
10 -	28.226	110.5	<b>53.143</b>	105.3	30.994	104.8	1:52.363 (2)	86.24	0.360	15:17:01.550
11 -	28.081	111.8	53.742	103.7	31.179	105.0	1:53.002	85.76	0.999	15:18:54.552
12 -	29.586	106.8	53.157	<b>105.5</b>	31.451	102.9	1:54.194	84.86	2.191	15:20:48.746
13 -	28.096	111.2	55.321	105.1	30.956	106.8	1:54.373	84.73	2.370	15:22:43.119
<b>14 -</b>	<b>27.753</b>	<b>112.7</b>	53.375	104.3	<b>30.875</b>	105.0	<b>1:52.003 (1)</b>	<b>86.52</b>		<b>15:24:35.122</b>

Weather / Track : Cloudy / Dry

Oulton Park International  
 Circuit Length = 2.6920 miles  
 Start: 14:58 Flag 15:23 End: 15:25

MCRCB BULLETIN TK225

2014 MCE British Superbike Championship - Round 2

2014 Motul British Motostar Championship

RACE 6 - SECTOR ANALYSIS

SECTOR 1 = FL to I1, SECTOR 2 = I1 to I2, SECTOR 3 = I2 to FL, DIFF = Difference To Personal Best Lap

P19		4		Louis VALLELEY		KTM - Century 21 / Cresswell Racing				
LAP	SECTOR 1		SECTOR 2		SECTOR 3		LAP TIME	MPH	DIFF	TIME OF DAY
1 -		107.2	54.836	100.7	31.527	104.6	2:02.380	79.18	10.106	15:00:05.874
2 -	28.615	107.8	53.938	102.4	31.543	103.8	1:54.096	84.93	1.822	15:01:59.970
3 -	28.541	109.6	53.672	101.9	31.151	104.2	1:53.364	85.48	1.090	15:03:53.334
4 -	28.301	109.2	53.455	103.8	31.335	104.8	1:53.091	85.69	0.817	15:05:46.425
5 -	28.288	109.6	53.138	103.2	31.204	104.5	1:52.630	86.04	0.356	15:07:39.055
6 -	28.371	110.0	53.139	<b>104.5</b>	31.071	104.8	1:52.581	86.08	0.307	15:09:31.636
7 -	28.406	<b>111.1</b>	53.875	101.5	30.990	104.2	1:53.271	85.55	0.997	15:11:24.907
8 -	28.153	109.2	53.194	103.4	30.981	104.2	1:52.328 <b>(3)</b>	86.27	0.054	15:13:17.235
9 -	28.316	107.7	<b>53.102</b>	104.2	<b>30.856</b>	<b>105.8</b>	<b>1:52.274 (1)</b>	<b>86.31</b>		<b>15:15:09.509</b>
10 -	28.769	110.1	53.384	103.0	30.913	104.5	1:53.066	85.71	0.792	15:17:02.575
11 -	<b>27.975</b>	110.0	53.147	102.2	31.184	103.5	1:52.306 <b>(2)</b>	86.29	0.032	15:18:54.881
12 -	28.787	105.8	53.552	102.1	31.299	102.9	1:53.638	85.28	1.364	15:20:48.519
13 -	28.422	<b>111.1</b>	53.726	101.2	31.400	103.8	1:53.548	85.34	1.274	15:22:42.067
14 -	28.620	106.6	53.426	101.8	31.251	103.4	1:53.297	85.53	1.023	15:24:35.364

P20		82		Jon VINCENT		Honda - Molly / JVR Racing				
LAP	SECTOR 1		SECTOR 2		SECTOR 3		LAP TIME	MPH	DIFF	TIME OF DAY
1 -		110.1	55.104	101.0	31.361	104.8	2:02.966	78.81	10.642	15:00:06.460
2 -	28.375	<b>111.8</b>	54.654	101.5	31.316	105.0	1:54.345	84.75	2.021	15:02:00.805
3 -	28.526	110.3	54.296	100.0	30.876	102.7	1:53.698	85.23	1.374	15:03:54.503
4 -	28.032	110.1	53.561	100.9	<b>30.731</b>	101.5	<b>1:52.324 (1)</b>	<b>86.27</b>		<b>15:05:46.827</b>
5 -	27.998	111.2	53.511	<b>102.6</b>	30.818	<b>106.1</b>	1:52.327 <b>(2)</b>	86.27	0.003	15:07:39.154
6 -	<b>27.925</b>	110.0	53.302	101.0	31.135	103.0	1:52.362 <b>(3)</b>	86.25	0.038	15:09:31.516
7 -	28.239	110.1	53.594	99.7	30.764	102.7	1:52.597	86.07	0.273	15:11:24.113
8 -	28.139	110.7	53.422	101.6	31.004	100.1	1:52.565	86.09	0.241	15:13:16.678
9 -	28.390	108.4	53.278	<b>102.6</b>	31.095	103.0	1:52.763	85.94	0.439	15:15:09.441
10 -	28.598	108.2	<b>53.084</b>	100.7	30.745	101.2	1:52.427	86.20	0.103	15:17:01.868
11 -	28.013	110.1	53.806	99.5	31.162	101.3	1:52.981	85.77	0.657	15:18:54.849
12 -	29.429	102.6	53.740	101.3	31.007	100.9	1:54.176	84.88	1.852	15:20:49.025
13 -	28.122	110.9	56.283	100.1	30.998	101.9	1:55.403	83.97	3.079	15:22:44.428
14 -	28.324	106.0	53.513	98.9	30.948	101.0	1:52.785	85.92	0.461	15:24:37.213

P21		84		Daniel HERMANSSON		TSR Luyten - FPW Racing				
LAP	SECTOR 1		SECTOR 2		SECTOR 3		LAP TIME	MPH	DIFF	TIME OF DAY
1 -		109.6	56.065	99.2	31.180	104.5	2:04.717	77.70	12.623	15:00:08.211
2 -	28.466	111.1	54.841	101.9	31.012	104.0	1:54.319	84.77	2.225	15:02:02.530
3 -	28.243	110.7	53.841	102.2	31.081	<b>105.1</b>	1:53.165	85.63	1.071	15:03:55.695
4 -	28.721	<b>112.4</b>	57.315	100.0	30.983	102.1	1:57.019	82.81	4.925	15:05:52.714
5 -	28.172	108.4	53.589	102.4	30.927	104.2	1:52.688	86.00	0.594	15:07:45.402
6 -	28.669	109.8	54.260	102.1	31.230	104.2	1:54.159	84.89	2.065	15:09:39.561
7 -	28.661	110.7	53.786	<b>103.0</b>	31.217	102.7	1:53.664	85.26	1.570	15:11:33.225
8 -	28.177	109.1	53.676	101.6	30.999	102.1	1:52.852	85.87	0.758	15:13:26.077
9 -	28.278	107.2	53.589	101.2	30.976	102.7	1:52.843	85.88	0.749	15:15:18.920
10 -	28.301	107.8	54.276	101.6	30.806	102.9	1:53.383	85.47	1.289	15:17:12.303
11 -	28.323	107.2	53.215	101.3	30.866	102.2	1:52.404	86.21	0.310	15:19:04.707
12 -	<b>28.024</b>	107.8	53.306	101.8	31.022	101.9	1:52.352 <b>(3)</b>	86.25	0.258	15:20:57.059
13 -	28.175	108.4	<b>53.209</b>	100.7	30.899	103.4	1:52.283 <b>(2)</b>	86.31	0.189	15:22:49.342
14 -	28.033	108.7	53.286	101.3	<b>30.775</b>	102.2	<b>1:52.094 (1)</b>	<b>86.45</b>		<b>15:24:41.436</b>

P22		90		Greg GREENWOOD		Luyten Honda - FPW Racing				
LAP	SECTOR 1		SECTOR 2		SECTOR 3		LAP TIME	MPH	DIFF	TIME OF DAY
1 -		110.7	55.911	101.6	31.460	105.5	2:03.935	78.19	11.286	15:00:07.429
2 -	<b>28.134</b>	<b>111.6</b>	54.331	<b>102.7</b>	31.250	<b>106.6</b>	1:53.715	85.22	1.066	15:02:01.144
3 -	28.279	107.3	54.972	101.8	31.144	105.5	1:54.395	84.71	1.746	15:03:55.539
4 -	28.693	111.1	54.630	101.9	31.235	104.8	1:54.558	84.59	1.909	15:05:50.097
5 -	28.456	<b>111.6</b>	54.632	101.8	31.483	106.5	1:54.571	84.58	1.922	15:07:44.668
6 -	28.618	109.1	54.273	101.8	31.200	104.2	1:54.091	84.94	1.442	15:09:38.759
7 -	28.478	108.2	54.649	101.3	31.155	102.2	1:54.282	84.80	1.633	15:11:33.041
8 -	28.588	111.1	54.158	101.8	31.007	103.5	1:53.753	85.19	1.104	15:13:26.794

Weather / Track : Cloudy / Dry

Oulton Park International  
Circuit Length = 2.6920 miles  
Start: 14:58 Flag 15:23 End: 15:25

# MCRCB BULLETIN TK225

## 2014 MCE British Superbike Championship - Round 2

### 2014 Motul British Motostar Championship

#### RACE 6 - SECTOR ANALYSIS

SECTOR 1 = FL to I1, SECTOR 2 = I1 to I2, SECTOR 3 = I2 to FL, DIFF = Difference To Personal Best Lap

9 -	28.219	109.6	53.621	101.9	31.014	104.6	1:52.854 (3)	85.87	0.205	15:15:19.648
10 -	28.396	108.9	56.178	101.8	31.112	104.2	1:55.686	83.77	3.037	15:17:15.334
11 -	28.290	108.4	<b>53.440</b>	102.1	30.996	103.5	1:52.726 (2)	85.97	0.077	15:19:08.060
<b>12 -</b>	<b>28.147</b>	<b>108.9</b>	<b>53.592</b>	<b>101.8</b>	<b>30.910</b>	<b>104.3</b>	<b>1:52.649 (1)</b>	<b>86.03</b>		<b>15:21:00.709</b>
13 -	28.263	108.4	53.754	101.8	31.039	104.3	1:53.056	85.72	0.407	15:22:53.765
14 -	28.168	109.2	53.607	101.6	31.215	103.5	1:52.990	85.77	0.341	15:24:46.755

<b>P23</b>	<b>13 M3</b>	<b>Sam BURMAN</b>		Honda - WNT / Burman Racing							
LAP	SECTOR 1		SECTOR 2		SECTOR 3		LAP TIME	MPH	DIFF	TIME OF DAY	
1 -		<b>113.7</b>	54.998	103.7	31.502	<b>108.2</b>	2:02.673	79.00	8.590	15:00:06.167	
2 -	<b>28.511</b>	<b>113.7</b>	54.536	103.5	31.398	107.7	1:54.445 (3)	84.68	0.362	15:02:00.612	
3 -	28.681	111.6	54.397	96.5	31.654	106.3	1:54.732	84.46	0.649	15:03:55.344	
4 -	28.611	112.7	54.237	102.6	31.545	105.6	1:54.393 (2)	84.71	0.310	15:05:49.737	
5 -	28.696	112.0	54.651	101.6	31.491	106.1	1:54.838	84.39	0.755	15:07:44.575	
6 -	28.996	112.7	54.367	104.2	31.385	107.5	1:54.748	84.45	0.665	15:09:39.323	
7 -	28.626	112.4	54.449	<b>104.5</b>	31.512	106.8	1:54.587	84.57	0.504	15:11:33.910	
<b>8 -</b>	<b>28.660</b>	<b>113.5</b>	<b>54.111</b>	<b>103.4</b>	<b>31.312</b>	<b>106.3</b>	<b>1:54.083 (1)</b>	<b>84.94</b>		<b>15:13:27.993</b>	
9 -	28.663	112.4	54.389	102.7	31.890	106.1	1:54.942	84.31	0.859	15:15:22.935	
10 -	28.915	111.1	54.928	102.2	31.877	106.1	1:55.720	83.74	1.637	15:17:18.655	
11 -	28.811	111.2	54.756	101.9	31.759	105.1	1:55.326	84.03	1.243	15:19:13.981	
12 -	28.974	111.4	54.732	103.0	31.938	105.1	1:55.644	83.80	1.561	15:21:09.625	
13 -	28.967	111.2	55.187	103.2	31.862	106.1	1:56.016	83.53	1.933	15:23:05.641	
14 -	28.937	112.4	55.013	102.1	32.162	104.8	1:56.112	83.46	2.029	15:25:01.753	

<b>P24</b>	<b>47</b>	<b>Jake ARCHER</b>		Honda - Jake Archer Racing							
LAP	SECTOR 1		SECTOR 2		SECTOR 3		LAP TIME	MPH	DIFF	TIME OF DAY	
1 -		110.1	56.332	103.0	32.130	<b>105.8</b>	2:06.750	76.45	12.088	15:00:10.244	
2 -	29.119	108.7	55.838	101.9	31.758	105.0	1:56.715	83.03	2.053	15:02:06.959	
3 -	29.305	109.2	55.014	102.7	31.806	102.4	1:56.125	83.45	1.463	15:04:03.084	
4 -	29.069	109.6	54.618	102.4	31.984	103.7	1:55.671	83.78	1.009	15:05:58.755	
5 -	28.831	109.6	54.785	102.1	31.725	103.4	1:55.341	84.02	0.679	15:07:54.096	
6 -	28.997	108.5	54.388	<b>103.5</b>	31.606	105.0	1:54.991	84.27	0.329	15:09:49.087	
7 -	28.805	108.9	55.176	101.8	<b>31.518</b>	104.3	1:55.499	83.90	0.837	15:11:44.586	
8 -	29.126	110.0	<b>54.321</b>	102.4	31.522	103.7	1:54.969 (3)	84.29	0.307	15:13:39.555	
9 -	28.820	108.0	54.327	102.2	31.748	102.6	1:54.895 (2)	84.34	0.233	15:15:34.450	
<b>10 -</b>	<b>28.767</b>	<b>108.4</b>	<b>54.336</b>	<b>101.8</b>	<b>31.559</b>	<b>103.4</b>	<b>1:54.662 (1)</b>	<b>84.52</b>		<b>15:17:29.112</b>	
11 -	28.763	109.1	54.522	101.0	31.751	102.7	1:55.036	84.24	0.374	15:19:24.148	
12 -	29.045	108.4	54.866	103.4	31.793	103.5	1:55.704	83.75	1.042	15:21:19.852	
13 -	<b>28.745</b>	<b>110.5</b>	56.063	101.2	31.614	104.3	1:56.422	83.24	1.760	15:23:16.274	

<b>P25</b>	<b>45</b>	<b>Mark STRUDWICK</b>		Honda - MTS Racing							
LAP	SECTOR 1		SECTOR 2		SECTOR 3		LAP TIME	MPH	DIFF	TIME OF DAY	
1 -		106.1	56.539	98.3	32.034	99.2	2:05.710	77.09	11.509	15:00:09.204	
2 -	29.149	101.6	56.161	94.6	32.137	96.4	1:57.447	82.51	3.246	15:02:06.651	
3 -	29.285	103.5	54.995	96.9	32.185	98.2	1:56.465	83.21	2.264	15:04:03.116	
4 -	29.029	103.0	54.391	96.5	32.095	97.3	1:55.515	83.89	1.314	15:05:58.631	
5 -	29.213	104.5	54.824	98.6	31.713	99.1	1:55.750	83.72	1.549	15:07:54.381	
6 -	28.835	105.6	54.064	98.6	31.879	97.3	1:54.778 (2)	84.43	0.577	15:09:49.159	
7 -	29.077	104.0	54.141	98.5	32.150	96.8	1:55.368	84.00	1.167	15:11:44.527	
8 -	29.549	105.0	54.271	98.5	31.812	98.3	1:55.632	83.81	1.431	15:13:40.159	
9 -	28.811	104.3	54.507	<b>100.1</b>	31.550	99.1	1:54.868 (3)	84.36	0.667	15:15:35.027	
10 -	<b>28.644</b>	106.0	55.043	98.2	31.632	99.4	1:55.319	84.03	1.118	15:17:30.346	
<b>11 -</b>	<b>28.674</b>	<b>105.1</b>	<b>54.005</b>	<b>100.1</b>	<b>31.522</b>	<b>100.1</b>	<b>1:54.201 (1)</b>	<b>84.86</b>		<b>15:19:24.547</b>	
12 -	28.958	<b>106.3</b>	54.887	99.2	31.693	99.7	1:55.538	83.87	1.337	15:21:20.085	
13 -	29.083	105.5	55.707	98.8	31.612	<b>100.4</b>	1:56.402	83.25	2.201	15:23:16.487	

<b>P26</b>	<b>16 M3</b>	<b>Thomas DE VRIES</b>		Honda - DAT Racing							
LAP	SECTOR 1		SECTOR 2		SECTOR 3		LAP TIME	MPH	DIFF	TIME OF DAY	
1 -		<b>109.1</b>	56.292	97.3	32.304	100.9	2:06.558	76.57	11.851	15:00:10.052	
2 -	29.395	105.6	55.954	100.1	31.924	103.4	1:57.273	82.63	2.566	15:02:07.325	
3 -	29.315	106.5	55.067	100.3	31.801	102.7	1:56.183	83.41	1.476	15:04:03.508	

Weather / Track : Cloudy / Dry

Oulton Park International  
Circuit Length = 2.6920 miles  
Start: 14:58 Flag 15:23 End: 15:25



MCRCB BULLETIN TK225

2014 MCE British Superbike Championship - Round 2

2014 Motul British Motostar Championship

RACE 6 - SECTOR ANALYSIS

SECTOR 1 = FL to I1, SECTOR 2 = I1 to I2, SECTOR 3 = I2 to FL, DIFF = Difference To Personal Best Lap

4 -	29.130	106.5	54.717	<b>100.4</b>	31.878	103.0	1:55.725	83.74	1.018	15:05:59.233
5 -	29.046	106.3	54.574	100.0	31.790	103.0	1:55.410	83.97	0.703	15:07:54.643
6 -	29.074	107.2	54.346	99.5	31.830	102.7	1:55.250	84.08	0.543	15:09:49.893
7 -	<b>28.662</b>	107.0	54.716	99.2	31.707	102.2	1:55.085	84.20	0.378	15:11:44.978
8 -	29.243	107.8	54.586	99.1	31.602	103.0	1:55.431	83.95	0.724	15:13:40.409
9 -	28.944	107.3	54.404	98.2	31.565	103.4	1:54.913 <b>(3)</b>	84.33	0.206	15:15:35.322
10 -	28.913	103.5	54.770	99.1	31.740	<b>103.8</b>	1:55.423	83.96	0.716	15:17:30.745
11 -	28.863	106.8	<b>54.277</b>	100.3	31.719	102.4	1:54.859 <b>(2)</b>	84.37	0.152	15:19:25.604
<b>12 -</b>	28.789	106.6	54.385	100.1	<b>31.533</b>	103.4	<b>1:54.707 (1)</b>	<b>84.48</b>		<b>15:21:20.311</b>
13 -	28.851	107.2	56.118	97.5	31.640	103.4	1:56.609	83.10	1.902	15:23:16.920

<b>P27</b>	<b>7</b>	<b>Jamie ASHBY</b>			Honda - JPA Racing / SP125					
LAP	SECTOR 1		SECTOR 2		SECTOR 3		LAP TIME	MPH	DIFF	TIME OF DAY
1 -		109.6	56.620	<b>102.2</b>	32.432	<b>105.0</b>	2:06.834	76.40	10.170	15:00:10.328
2 -	29.555	109.1	56.023	102.1	31.770	104.3	1:57.348	82.58	0.684	15:02:07.676
3 -	29.388	<b>110.0</b>	55.875	101.5	<b>31.662</b>	103.7	1:56.925	82.88	0.261	15:04:04.601
4 -	29.281	108.2	55.895	99.1	31.835	103.0	1:57.011	82.82	0.347	15:06:01.612
5 -	29.420	108.0	56.010	101.5	31.744	103.5	1:57.174	82.70	0.510	15:07:58.786
6 -	29.487	108.0	<b>55.468</b>	101.3	31.871	103.4	1:56.826 <b>(3)</b>	82.95	0.162	15:09:55.612
7 -	29.508	107.5	55.686	101.0	31.824	102.9	1:57.018	82.81	0.354	15:11:52.630
8 -	29.300	108.0	55.595	101.0	31.808	102.6	1:56.703 <b>(2)</b>	83.04	0.039	15:13:49.333
9 -	29.227	107.2	56.204	101.2	31.704	102.6	1:57.135	82.73	0.471	15:15:46.468
<b>10 -</b>	29.348	107.2	55.532	101.0	31.784	102.4	<b>1:56.664 (1)</b>	<b>83.07</b>		<b>15:17:43.132</b>
11 -	<b>29.124</b>	107.5	57.856	97.1	32.260	102.9	1:59.240	81.27	2.576	15:19:42.372
12 -	29.975	106.0	55.949	101.6	31.829	101.9	1:57.753	82.30	1.089	15:21:40.125
13 -	29.645	109.2	55.910	100.4	31.913	103.4	1:57.468	82.50	0.804	15:23:37.593

<b>P28</b>	<b>66 M3</b>	<b>Joe IRVING</b>			KTM - Redline KTM					
LAP	SECTOR 1		SECTOR 2		SECTOR 3		LAP TIME	MPH	DIFF	TIME OF DAY
1 -		115.1	51.040	107.5	30.422	110.9	1:53.517	85.37	6.708	14:59:57.011
2 -	27.028	114.7	51.291	107.2	29.614	110.1	1:47.933	89.78	1.124	15:01:44.944
<b>3 -</b>	26.892	115.3	50.615	107.7	29.302	110.0	<b>1:46.809 (1)</b>	<b>90.73</b>		<b>15:03:31.753</b>
4 -	26.929	115.1	50.876	106.8	29.566	109.8	1:47.371	90.25	0.562	15:05:19.124
5 -	26.985	114.1	51.466	107.2	29.328	111.1	1:47.779	89.91	0.970	15:07:06.903
6 -	27.268	116.1	50.986	108.7	29.500	111.4	1:47.754	89.93	0.945	15:08:54.657
7 -	27.248	114.3	51.007	107.5	<b>29.162</b>	111.1	1:47.417	90.22	0.608	15:10:42.074
8 -	26.848	116.3	51.071	105.5	29.196	111.2	1:47.115	90.47	0.306	15:12:29.189
9 -	<b>26.745</b>	115.9	50.783	107.2	29.307	110.1	1:46.835 <b>(3)</b>	90.71	0.026	15:14:16.024
10 -	26.991	116.3	50.681	<b>109.1</b>	29.373	110.7	1:47.045	90.53	0.236	15:16:03.069
11 -	27.223	<b>117.1</b>	<b>50.500</b>	107.8	29.319	111.1	1:47.042	90.53	0.233	15:17:50.111
12 -	27.163	116.1	50.829	108.0	29.346	<b>111.6</b>	1:47.338	90.28	0.529	15:19:37.449
13 -	27.100	113.7	50.545	108.0	29.182	111.2	1:46.827 <b>(2)</b>	90.71	0.018	15:21:24.276

<b>P29</b>	<b>24 M3</b>	<b>Daniel COSTILLA</b>			Repli-Cast - Repli-Cast UK					
LAP	SECTOR 1		SECTOR 2		SECTOR 3		LAP TIME	MPH	DIFF	TIME OF DAY
1 -		112.4	52.912	102.9	30.712	104.8	1:57.730	82.31	8.064	15:00:01.224
2 -	28.326	109.4	52.694	101.6	30.615	103.8	1:51.635	86.81	1.969	15:01:52.859
3 -	27.916	109.1	52.721	101.6	30.560	102.9	1:51.197	87.15	1.531	15:03:44.056
4 -	27.757	109.4	52.323	101.9	30.531	103.2	1:50.611	87.61	0.945	15:05:34.667
5 -	28.241	109.2	<b>51.438</b>	102.1	30.523	103.4	1:50.202	87.94	0.536	15:07:24.869
6 -	27.874	109.4	51.866	102.1	30.607	104.0	1:50.347	87.82	0.681	15:09:15.216
7 -	27.786	111.4	52.073	101.9	30.734	<b>106.1</b>	1:50.593	87.63	0.927	15:11:05.809
8 -	27.556	112.7	53.039	<b>103.5</b>	<b>29.962</b>	<b>106.1</b>	1:50.557	87.65	0.891	15:12:56.366
9 -	<b>27.484</b>	110.9	52.243	102.4	30.242	105.1	1:49.969 <b>(3)</b>	88.12	0.303	15:14:46.335
<b>10 -</b>	27.528	<b>113.3</b>	51.856	102.2	30.282	104.0	<b>1:49.666 (1)</b>	<b>88.37</b>		<b>15:16:36.001</b>
11 -	27.869	111.8	52.132	101.9	30.588	104.0	1:50.589	87.63	0.923	15:18:26.590
12 -	27.617	110.9	51.836	101.9	30.425	103.0	1:49.878 <b>(2)</b>	88.20	0.212	15:20:16.468

<b>P30</b>	<b>44</b>	<b>Jake BAYFORD</b>			Honda - Intek Adhesives by SGR Racing					
LAP	SECTOR 1		SECTOR 2		SECTOR 3		LAP TIME	MPH	DIFF	TIME OF DAY
1 -		108.4	55.854	<b>100.9</b>	31.539	103.7	2:04.382	77.91	9.817	15:00:07.876

Weather / Track : Cloudy / Dry

Oulton Park International  
 Circuit Length = 2.6920 miles  
 Start: 14:58 Flag 15:23 End: 15:25

# MCRCB BULLETIN TK225

## 2014 MCE British Superbike Championship - Round 2

### 2014 Motul British Motostar Championship

#### RACE 6 - SECTOR ANALYSIS

SECTOR 1 = FL to I1, SECTOR 2 = I1 to I2, SECTOR 3 = I2 to FL, DIFF = Difference To Personal Best Lap

2 -	28.667	108.4	54.689	100.4	31.528	<b>104.3</b>	1:54.884	(2)	84.35	0.319	15:02:02.760
3 -	28.661	<b>109.4</b>	57.652	98.6	31.948	101.6	1:58.261		81.94	3.696	15:04:01.021
4 -	28.586	106.1	54.796	100.0	31.686	100.6	1:55.068		84.22	0.503	15:05:56.089
5 -	28.838	105.8	55.181	99.5	31.599	101.2	1:55.618		83.82	1.053	15:07:51.707
6 -	28.578	106.5	54.979	99.2	31.387	101.8	1:54.944	(3)	84.31	0.379	15:09:46.651
7 -	28.825	105.1	54.965	99.8	31.656	101.3	1:55.446		83.94	0.881	15:11:42.097
8 -	30.758	106.0	54.678	99.8	31.723	100.6	1:57.159		82.71	2.594	15:13:39.256
9 -	29.190	104.3	54.802	100.3	<b>31.290</b>	103.0	1:55.282		84.06	0.717	15:15:34.538
10 -	28.906	106.5	54.843	100.3	31.487	101.8	1:55.236		84.09	0.671	15:17:29.774
<b>11 -</b>	<b>28.426</b>	108.0	<b>54.521</b>	100.3	31.618	101.8	<b>1:54.565</b>	(1)	<b>84.59</b>		<b>15:19:24.339</b>
12 -	28.954	108.4	54.570	99.2	31.713	100.7	1:55.237		84.09	0.672	15:21:19.576

<b>P31 41</b>		<b>Milo WARD</b>		Luyten Honda - FPW Racing											
LAP	SECTOR 1	SECTOR 2	SECTOR 3	LAP TIME	MPH	DIFF	TIME OF DAY								
1 -		110.1	55.263	98.5	31.204	<b>102.9</b>	2:03.487	78.48	11.680	15:00:06.981					
2 -	28.031	<b>110.5</b>	53.718	<b>99.8</b>	31.213	101.0	1:52.962	85.79	1.155	15:01:59.943					
3 -	<b>27.763</b>	104.2	53.399	98.9	31.345	101.3	1:52.507	(2)	86.13	0.700	15:03:52.450				
4 -	28.566	108.9	53.676	99.4	<b>31.159</b>	101.0	1:53.401		85.46	1.594	15:05:45.851				
<b>5 -</b>	27.819	107.3	52.767	99.4	31.221	101.2	<b>1:51.807</b>	(1)	<b>86.67</b>		<b>15:07:37.658</b>				
6 -	27.794	107.5	<b>52.523</b>	98.9	32.611	94.1	1:52.928	(3)	85.81	1.121	15:09:30.586				
7 -	29.179	105.3	56.541	95.7	IN PIT		2:05.233	<b>P</b>	77.38	13.426	15:11:35.819				

<b>P32 86 M3</b>		<b>Charlie NESBITT</b>		Repli-Cast - Repli-Cast UK											
LAP	SECTOR 1	SECTOR 2	SECTOR 3	LAP TIME	MPH	DIFF	TIME OF DAY								
1 -		111.1	53.352	103.2	30.697	105.5	1:57.786	82.27	8.428	15:00:01.280					
2 -	28.072	111.4	53.227	102.9	30.511	<b>107.0</b>	1:51.810	86.67	2.452	15:01:53.090					
3 -	27.686	<b>112.0</b>	52.114	102.1	<b>30.241</b>	105.1	1:50.041	88.06	0.683	15:03:43.131					
<b>4 -</b>	<b>27.514</b>	111.1	<b>51.532</b>	<b>104.0</b>	30.312	105.0	<b>1:49.358</b>	(1)	<b>88.61</b>		<b>15:05:32.489</b>				
5 -	27.743	110.5	51.665	102.9	30.262	105.1	1:49.670	(2)	88.36	0.312	15:07:22.159				
6 -	27.679	110.9	51.899	103.7	30.332	105.6	1:49.910	(3)	88.17	0.552	15:09:12.069				

**MCRCB BULLETIN TK226****2014 MCE British Superbike Championship - Round 2****2014 Motul British Motostar Championship****RACE 6 - BEST SPEEDS**

POS	SECTOR 1			SECTOR 2			FINISH LINE		
	NO	NAME	MPH	NO	NAME	MPH	NO	NAME	MPH
1	66	Joe IRVING	117.1	66	Joe IRVING	109.1	76	Ryan SAXELBY	112.2
2	42	James HOBSON	116.5	34	Jordan WEAVING	108.0	66	Joe IRVING	111.6
3	6	Taz TAYLOR	116.3	42	James HOBSON	107.5	42	James HOBSON	111.2
4	34	Jordan WEAVING	116.1	76	Ryan SAXELBY	107.5	34	Jordan WEAVING	110.1
5	65	Josh OWENS	115.7	36	Jayson URIBE	107.0	79	Chris TAYLOR	110.1
6	76	Ryan SAXELBY	115.7	6	Taz TAYLOR	106.8	65	Josh OWENS	109.2
7	79	Chris TAYLOR	115.3	43	Arnie SHELTON	106.6	43	Arnie SHELTON	109.1
8	36	Jayson URIBE	114.7	79	Chris TAYLOR	106.3	6	Taz TAYLOR	108.9
9	43	Arnie SHELTON	114.5	65	Josh OWENS	106.1	13	Sam BURMAN	108.2
10	13	Sam BURMAN	113.7	17	James FLITCROFT	105.6	36	Jayson URIBE	108.0
11	12	Edward RENDELL	113.5	144	Mark CLAYTON	105.5	25	Mike BROUWERS	107.2
12	17	James FLITCROFT	113.3	12	Edward RENDELL	105.0	144	Mark CLAYTON	107.2
13	24	Daniel COSTILLA	113.3	4	Louis VALLELEY	104.5	164	Anthony ALONSO	107.2
14	25	Mike BROUWERS	113.1	13	Sam BURMAN	104.5	86	Charlie NESBITT	107.0
15	144	Mark CLAYTON	112.7	11	Joseph THOMAS	104.2	17	James FLITCROFT	106.8
16	164	Anthony ALONSO	112.5	19	Kai JOHNSON	104.0	90	Greg GREENWOOD	106.6
17	11	Joseph THOMAS	112.4	86	Charlie NESBITT	104.0	19	Kai JOHNSON	106.1
18	84	Daniel HERMANSSON	112.4	25	Mike BROUWERS	103.7	24	Daniel COSTILLA	106.1
19	64	Asher DURHAM	112.2	24	Daniel COSTILLA	103.5	82	Jon VINCENT	106.1
20	86	Charlie NESBITT	112.0	47	Jake ARCHER	103.5	4	Louis VALLELEY	105.8
21	82	Jon VINCENT	111.8	164	Anthony ALONSO	103.5	47	Jake ARCHER	105.8
22	19	Kai JOHNSON	111.6	84	Daniel HERMANSSON	103.0	84	Daniel HERMANSSON	105.1
23	90	Greg GREENWOOD	111.6	64	Asher DURHAM	102.9	7	Jamie ASHBY	105.0
24	4	Louis VALLELEY	111.1	90	Greg GREENWOOD	102.7	12	Edward RENDELL	105.0
25	41	Milo WARD	110.5	82	Jon VINCENT	102.6	11	Joseph THOMAS	104.8
26	47	Jake ARCHER	110.5	7	Jamie ASHBY	102.2	35	Elliot LODGE	104.6
27	7	Jamie ASHBY	110.0	35	Elliot LODGE	101.5	44	Jake BAYFORD	104.3
28	35	Elliot LODGE	110.0	44	Jake BAYFORD	100.9	64	Asher DURHAM	104.3
29	44	Jake BAYFORD	109.4	16	Thomas DE VRIES	100.4	16	Thomas DE VRIES	103.8
30	16	Thomas DE VRIES	109.1	45	Mark STRUDWICK	100.1	41	Milo WARD	102.9
31	69	Tom BOOTH-AMOS	107.0	41	Milo WARD	99.8	69	Tom BOOTH-AMOS	102.2
32	45	Mark STRUDWICK	106.3	69	Tom BOOTH-AMOS	99.8	45	Mark STRUDWICK	100.4

Weather / Track : Cloudy / Dry

Oulton Park International  
Circuit Length = 2.6920 miles  
Start: 14:58 Flag 15:23 End: 15:25Results can be found at [www.tsl-timing.com](http://www.tsl-timing.com)

Printed - 15:28 Monday, 05 May 2014

# MCRCB BULLETIN TK227

## 2014 MCE British Superbike Championship - Round 2

### 2014 Motul British Motostar Championship

#### RACE 6 - BEST SECTORS

SECTOR 1			SECTOR 2			SECTOR 3			IDEAL / BEST COMPARISON						
POS	NO	NAME	TIME	NO	NAME	TIME	NO	NAME	TIME	POS	NO	NAME	IDEAL	BEST	DIFF
1	17	FLITCROFT	26.703	12	RENDELL	50.246	66	IRVING	29.162						
2	6	TAYLOR	26.713	34	WEAVING	50.342	34	WEAVING	29.221	1	34	WEAVING	1:46.360	1:46.665	0.305
3	66	IRVING	26.745	66	IRVING	50.500	17	FLITCROFT	29.556	2	66	IRVING	1:46.407	1:46.809	0.402
4	34	WEAVING	26.797	36	URIBE	50.927	12	RENDELL	29.653	3	12	RENDELL	1:46.741	1:46.889	0.148
5	12	RENDELL	26.842	6	TAYLOR	51.108	6	TAYLOR	29.744	4	6	TAYLOR	1:47.565	1:47.975	0.410
6	76	SAXELBY	26.989	43	SHELTON	51.307	76	SAXELBY	29.785	5	17	FLITCROFT	1:47.689	1:48.115	0.426
7	43	SHELTON	27.015	17	FLITCROFT	51.430	36	URIBE	29.809	6	36	URIBE	1:47.977	1:48.097	0.120
8	164	ALONSO	27.040	24	COSTILLA	51.438	79	TAYLOR	29.851	7	43	SHELTON	1:48.215	1:48.805	0.590
9	19	JOHNSON	27.147	164	ALONSO	51.478	43	SHELTON	29.893	8	76	SAXELBY	1:48.285	1:48.520	0.235
10	36	URIBE	27.241	76	SAXELBY	51.511	65	OWENS	29.936	9	164	ALONSO	1:48.463	1:48.634	0.171
11	65	OWENS	27.265	86	NESBITT	51.532	164	ALONSO	29.945	10	24	COSTILLA	1:48.884	1:49.666	0.782
12	79	TAYLOR	27.333	65	OWENS	52.041	24	COSTILLA	29.962	11	65	OWENS	1:49.242	1:49.622	0.380
13	25	BROUWERS	27.384	25	BROUWERS	52.065	11	THOMAS	30.097	12	86	NESBITT	1:49.287	1:49.358	0.071
14	11	THOMAS	27.395	42	HOBSON	52.083	25	BROUWERS	30.111	13	79	TAYLOR	1:49.447	1:49.679	0.232
15	24	COSTILLA	27.484	79	TAYLOR	52.263	42	HOBSON	30.115	14	25	BROUWERS	1:49.560	1:49.820	0.260
16	42	HOBSON	27.505	69	BOOTH-AMOS	52.365	86	NESBITT	30.241	15	42	HOBSON	1:49.703	1:50.103	0.400
17	86	NESBITT	27.514	41	WARD	52.523	19	JOHNSON	30.372	16	19	JOHNSON	1:50.183	1:50.559	0.376
18	64	DURHAM	27.698	35	LODGE	52.530	35	LODGE	30.485	17	11	THOMAS	1:50.220	1:50.522	0.302
19	144	CLAYTON	27.753	64	DURHAM	52.590	64	DURHAM	30.585	18	64	DURHAM	1:50.873	1:51.168	0.295
20	41	WARD	27.763	19	JOHNSON	52.664	69	BOOTH-AMOS	30.696	19	69	BOOTH-AMOS	1:50.905	1:50.979	0.074
21	69	BOOTH-AMOS	27.844	11	THOMAS	52.728	82	VINCENT	30.731	20	35	LODGE	1:50.938	1:51.155	0.217
22	35	LODGE	27.923	82	VINCENT	53.084	84	HERMANSSON	30.775	21	41	WARD	1:51.445	1:51.807	0.362
23	82	VINCENT	27.925	4	VALLELEY	53.102	4	VALLELEY	30.856	22	82	VINCENT	1:51.740	1:52.324	0.584
24	4	VALLELEY	27.975	144	CLAYTON	53.143	144	CLAYTON	30.875	23	144	CLAYTON	1:51.771	1:52.003	0.232
25	84	HERMANSSON	28.024	84	HERMANSSON	53.209	90	GREENWOOD	30.910	24	4	VALLELEY	1:51.933	1:52.274	0.341
26	90	GREENWOOD	28.134	90	GREENWOOD	53.440	41	WARD	31.159	25	84	HERMANSSON	1:52.008	1:52.094	0.086
27	44	BAYFORD	28.426	45	STRUDWICK	54.005	44	BAYFORD	31.290	26	90	GREENWOOD	1:52.484	1:52.649	0.165
28	13	BURMAN	28.511	13	BURMAN	54.111	13	BURMAN	31.312	27	13	BURMAN	1:53.934	1:54.083	0.149
29	45	STRUDWICK	28.644	16	DE VRIES	54.277	47	ARCHER	31.518	28	45	STRUDWICK	1:54.171	1:54.201	0.030
30	16	DE VRIES	28.662	47	ARCHER	54.321	45	STRUDWICK	31.522	29	44	BAYFORD	1:54.237	1:54.565	0.328
31	47	ARCHER	28.745	44	BAYFORD	54.521	16	DE VRIES	31.533	30	16	DE VRIES	1:54.472	1:54.707	0.235
32	7	ASHBY	29.124	7	ASHBY	55.468	7	ASHBY	31.662	31	47	ARCHER	1:54.584	1:54.662	0.078
										32	7	ASHBY	1:56.254	1:56.664	0.410

Weather / Track : Cloudy / Dry

Oulton Park International  
 Circuit Length = 2.6920 miles  
 Start: 14:58 Flag 15:23 End: 15:25

Results can be found at [www.tsl-timing.com](http://www.tsl-timing.com)

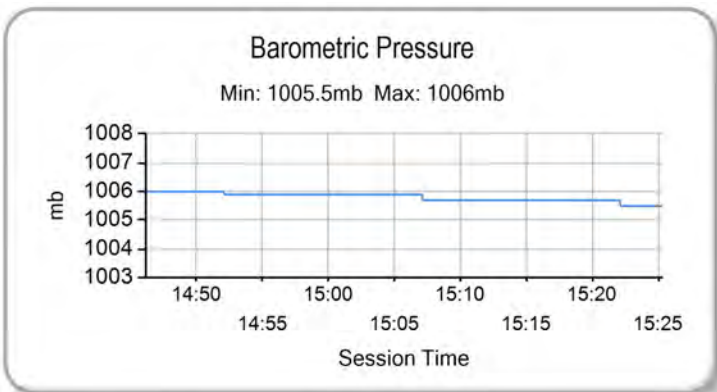
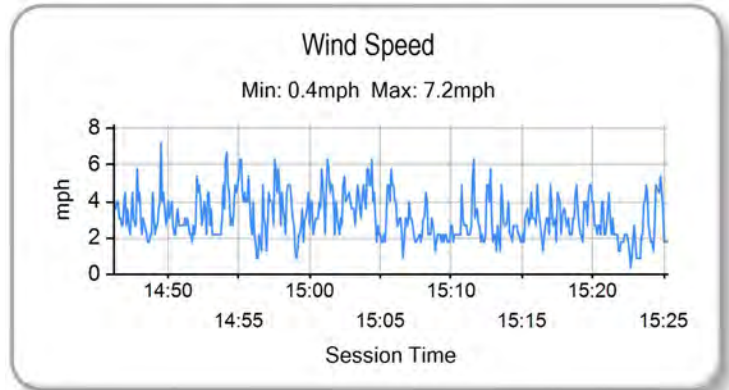
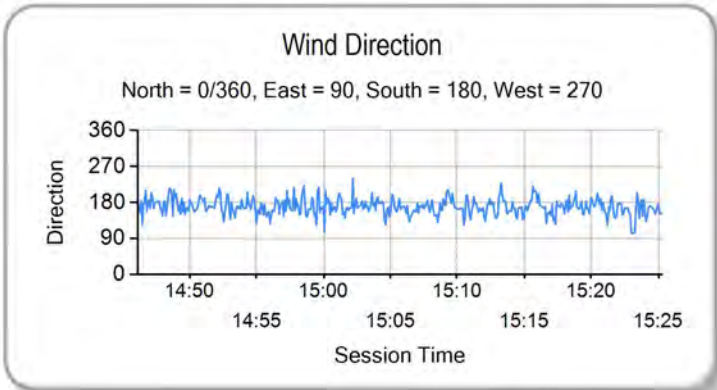
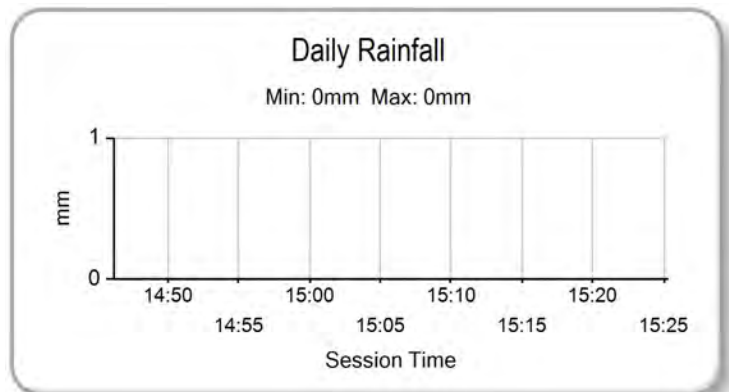
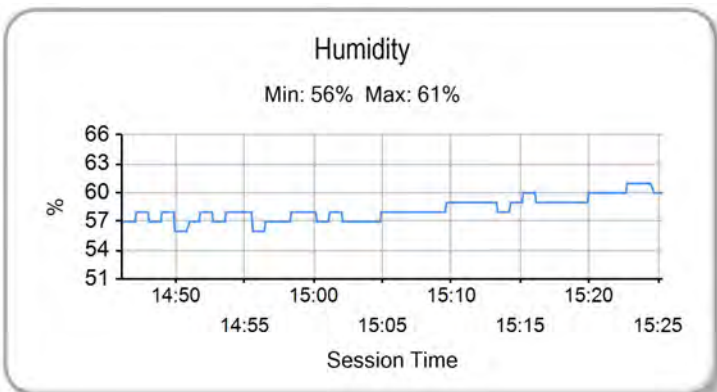
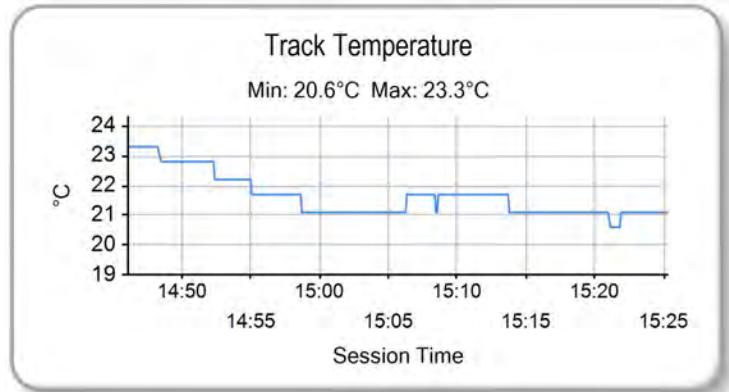
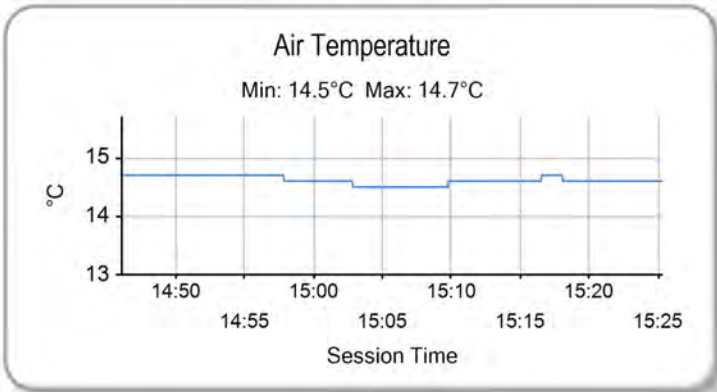
Printed - 15:28 Monday, 05 May 2014

# MCRCB BULLETIN TK228

## 2014 MCE British Superbike Championship - Round 2

## 2014 Motul British Motostar Championship

### RACE 6 - WEATHER CONDITIONS



Weather / Track : Cloudy / Dry

Results can be found at [www.tsl-timing.com](http://www.tsl-timing.com)

Oulton Park International  
Circuit Length = 2.6920 miles  
Start: 14:58 Flag 15:23 End: 15:25

Printed - 15:29 Monday, 05 May 2014



