



MOTOSTAR

Round 6
Brands Hatch GP

19th – 21st July 2013



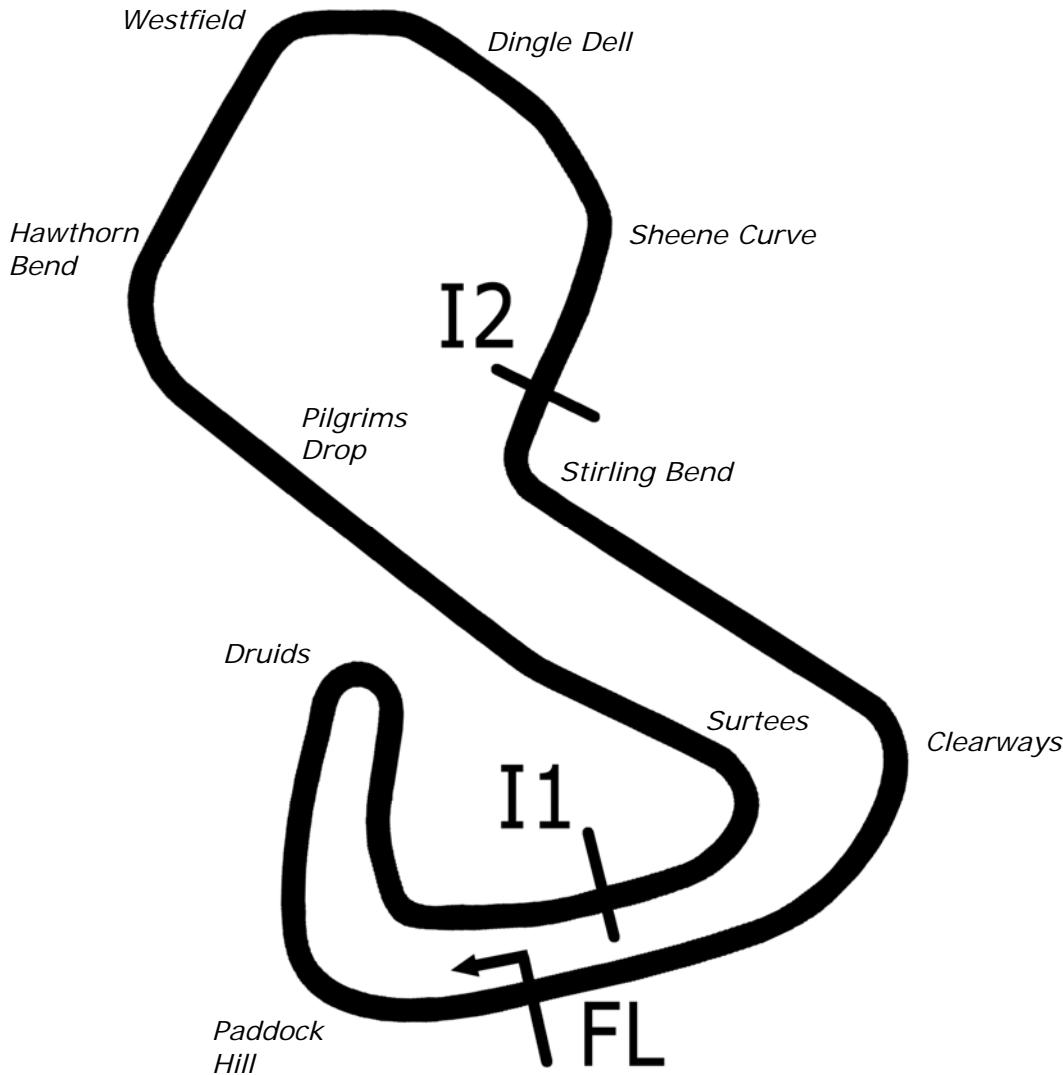
Results Provided by Timing Solutions Ltd
www.tsl-timing.com

Brands Hatch GP

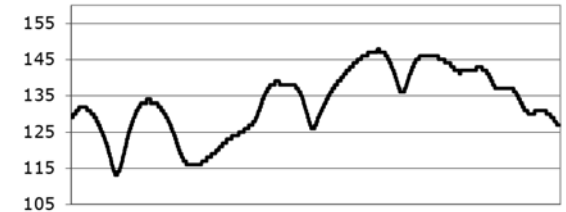


SPORTS TIMING

TIMING SOLUTIONS LTD



Circuit Altitude (m)



Length	2.4333 miles	3916.0 m		
FL		51.36032 N	0.26032 E	
I1	1116m	51.35934 N	0.25955 E	
I2	2928m	51.35532 N	0.26250 E	
Pit Entry	3646m	51.35911 N	0.25743 E	
Pit Exit	83m after FL	51.36017 N	0.26051 E	
Pit Entry–Pit Exit 332m, 19.9s @60kph, 14.9s @80kph				

Lap Records		Best Sector Information					
		Sector 1	S1 Trap (mph)	Sector 2	S2 Trap (mph)	Sector 3	F/L Trap (mph)
Superbike	1:25.426	27.110	131.5	37.852	100.9	19.931	166.9
Supersport	1:28.085	27.825	123.3	39.048	101.2	20.693	156.8
Superstock 1000	1:28.539	28.131	125.4	39.285	97.5	20.610	162.1
Superstock 600	1:31.084	28.653	119.4	40.360	98.0	21.399	149.8
Motostar	1:33.989	28.976	108.8	41.262	94.7	22.431	129.8
F1 Sidecar	1:30.582	28.660	117.5	39.829	99.7	21.572	138.9
Triumph TC	1:31.336	28.819	115.9	40.785	94.7	21.558	147.1
Ducati 848	1:32.444	29.250	116.3	41.392	92.6	21.600	147.4

OFFICIAL TEST - CLASSIFICATION



POS	NO	CL	PIC NAME	ENTRY	TIME	ON	LAPS	GAP	DIFF	MPH
1	17		1 Tom CARNE	Honda - TC Racing / SP125 racing	50.814	23	34			85.57
2	95	M3	1 Tarran MACKENZIE	KTM - Redline KTM	50.885	32	32	0.071	0.071	85.45
3	10		2 Peter SUTHERLAND	Aprilia - Kinpac Racing / Floorcoat UK	51.348	26	30	0.534	0.463	84.68
4	45	M3	2 Oilly SIMPSON	KTM - Oilly Simpson Racing	51.423	30	30	0.609	0.075	84.56
5	40	M3	3 Joe FRANCIS	Honda - Team WD40	51.458	10	11	0.644	0.035	84.50
6	34	M3	4 Jordan WEAIVING	KTM - Jordan Racing / Burkert	51.490	22	30	0.676	0.032	84.45
7	12		3 Edward RENDELL	Honda - Banks Racing	51.527	30	31	0.713	0.037	84.39
8	66	M3	5 Joe IRVING	KTM - RS Racing / The Toad and Tatie Pub	51.768	19	25	0.954	0.241	84.00
9	80		4 Callum BEY	Honda - RCD Motorsport	51.805	23	24	0.991	0.037	83.94
10	22		5 Stephanie WADDELOW	Aprilia - Moto Strada	52.540	27	30	1.726	0.735	82.76
11	43		6 Arnie SHELTON	Honda - e3 motorsport	52.846	20	20	2.032	0.306	82.28
12	3		7 Taz TAYLOR	Luyten Honda - FPW Racing	52.899	28	30	2.085	0.053	82.20
13	24		8 Daniel COSTILLA	Honda - Repli-Cast UK	52.992	29	30	2.178	0.093	82.06
14	35		9 Elliot LODGE	Honda - SP125 / SpikeRacing	53.079	22	25	2.265	0.087	81.92
15	41		10 Milo WARD	Luyten Honda - FPW Racing	53.320	23	29	2.506	0.241	81.55
16	67		11 Andy REID	Honda - RS Racing	53.420	23	24	2.606	0.100	81.40
17	48		12 Steve LAWTON	Honda - Cresswell Racing	53.433	26	28	2.619	0.013	81.38
18	77		13 Jason VERNON	Honda - SGR Racing	53.682	26	26	2.868	0.249	81.00
19	36		14 Jayson URIBE	Honda - Rock and Sons Racing	53.895	30	30	3.081	0.213	80.68
20	64		15 Asher DURHAM	Seel Honda - Repli-Cast UK	53.945	14	25	3.131	0.050	80.61
21	13	M3	6 Sam BURMAN	Honda - WNT / Burman Racing	54.083	26	28	3.269	0.138	80.40
22	11		16 Joseph THOMAS	Honda - Moto UK Racing	54.311	28	30	3.497	0.228	80.06
23	28		17 Bradley RAY	EE - FAB Racing	54.453	5	5	3.639	0.142	79.85
24	44		18 Jake BAYFORD	Honda - j4ke.com	54.752	4	4	3.938	0.299	79.42
25	79	M3	7 Chris TAYLOR	Honda - Elevator Bridle & Saddle Co / Coventry Ducati	54.791	27	30	3.977	0.039	79.36
26	42	M3	8 James HOBSON	Honda - Two 4 Motorsport	55.068	11	11	4.254	0.277	78.96
27	71		19 David WALES	Honda - TAD Racing	57.247	12	28	6.433	2.179	75.96
28	7		20 Jamie ASHBY	Honda - JPA Racing	57.717	27	27	6.903	0.470	75.34
29	54		21 Xavier ZAYAT	Honda - TWF / Banks Racing	58.052	6	6	7.238	0.335	74.90
30	72		22 Ricky TARREN	Honda - Cresswell Racing			0			

Weather / Track : Sunny / Dry

These results are provisional until the conclusion of any judicial and technical matters.

Brands Hatch Indy

Circuit Length = 1.2079 miles

Start: 14:04 Flag 14:35 End: 14:36

Race Director :

Stewards :

Timekeeper :

Results can be found at www.britishsuperbike.com

Printed - 14:37 Friday, 19 July 2013

MCRCB BULLETIN TK051

2013 MCE British Superbike Championship - Round 6

2013 Monster Energy British Motostar Championship

OFFICIAL TEST - SECTOR ANALYSIS

SECTOR 1 = FL to I1, SECTOR 2 = I1 to FL, DIFF = Difference To Personal Best Lap

P1		17 Tom CARNE			Honda - TC Racing / SP125 racing			
LAP	SECTOR 1		SECTOR 2		LAP TIME	MPH	DIFF	TIME OF DAY
1 -	OUTLAP	85.4	23.154	116.1	59.722	72.81	8.908	14:06:13.353
2 -	33.279	96.6	21.758	117.1	55.037	79.01	4.223	14:07:08.390
3 -	31.464	101.8	21.459	116.7	52.923	82.16	2.109	14:08:01.313
4 -	31.412	101.2	21.202	116.5	52.614	82.65	1.800	14:08:53.927
5 -	30.966	101.8	21.147	117.5	52.113	83.44	1.299	14:09:46.040
6 -	30.753	101.8	21.055	115.5	51.808	83.93	0.994	14:10:37.848
7 -	30.751	102.2	20.895	116.7	51.646	84.20	0.832	14:11:29.494
8 -	30.393	96.5	21.297	116.9	51.690	84.12	0.876	14:12:21.184
9 -	30.505	101.9	20.917	118.7	51.422	84.56	0.608	14:13:12.606
10 -	30.975	90.5	IN PIT		1:54.664	P 37.92	1:03.850	14:15:07.270
11 -	OUTLAP	96.9	21.711	116.9	56.537	76.91	5.723	14:16:03.807
12 -	30.950	101.2	21.182	117.1	52.132	83.41	1.318	14:16:55.939
13 -	30.666	103.0	21.394	116.1	52.060	83.53	1.246	14:17:47.999
14 -	31.329	101.3	20.866	117.5	52.195	83.31	1.381	14:18:40.194
15 -	30.683	102.1	20.793	118.1	51.476	84.47	0.662	14:19:31.670
16 -	30.667	102.4	20.657	117.9	51.324	84.72	0.510	14:20:22.994
17 -	30.519	102.9	20.628	116.7	51.147	85.02	0.333	14:21:14.141
18 -	30.692	101.9	20.841	115.9	51.533	84.38	0.719	14:22:05.674
19 -	30.569	102.9	20.575	117.7	51.144	85.02	0.330	14:22:56.818
20 -	31.221	102.1	20.712	116.9	51.933	83.73	1.119	14:23:48.751
21 -	30.271	102.7	20.614	116.7	50.885	85.45	0.071	14:24:39.636
22 -	30.942	101.9	20.749	115.9	51.691	84.12	0.877	14:25:31.327
23 -	30.257	103.7	20.557	116.9	50.814 (1)	85.57		14:26:22.141
24 -	30.329	103.5	20.940	118.3	51.269	84.81	0.455	14:27:13.410
25 -	30.841	103.2	21.035	116.7	51.876	83.82	1.062	14:28:05.286
26 -	30.747	102.2	20.479	119.6	51.226	84.89	0.412	14:28:56.512
27 -	30.801	94.3	21.651	118.9	52.452	82.90	1.638	14:29:48.964
28 -	30.100	103.7	20.783	118.1	50.883	85.46	0.069	14:30:39.847
29 -	31.255	102.2	20.713	118.1	51.968	83.67	1.154	14:31:31.815
30 -	30.922	101.8	20.666	120.9	51.588	84.29	0.774	14:32:23.403
31 -	30.824	103.0	21.052	117.9	51.876	83.82	1.062	14:33:15.279
32 -	30.320	103.7	20.494	118.5	50.814 (1)	85.57		14:34:06.093
33 -	30.816	102.7	20.603	120.2	51.419	84.57	0.605	14:34:57.512
34 -	30.453	104.0	20.368	120.6	50.821	(3) 85.56	0.007	14:35:48.333

P2		95 M3 Tarran MACKENZIE			KTM - Redline KTM			
LAP	SECTOR 1		SECTOR 2		LAP TIME	MPH	DIFF	TIME OF DAY
1 -	OUTLAP	97.1	22.651	112.7	56.285	77.26	5.400	14:06:02.757
2 -	32.514	100.7	22.009	113.5	54.523	79.75	3.638	14:06:57.280
3 -	31.728	100.7	21.829	113.7	53.557	81.19	2.672	14:07:50.837
4 -	32.302	100.6	21.714	114.1	54.016	80.50	3.131	14:08:44.853
5 -	31.630	100.9	21.506	115.1	53.136	81.83	2.251	14:09:37.989
6 -	30.793	102.7	21.427	114.3	52.220	83.27	1.335	14:10:30.209
7 -	31.162	102.9	21.487	114.7	52.649	82.59	1.764	14:11:22.858
8 -	31.010	100.1	21.110	117.3	52.120	83.43	1.235	14:12:14.978
9 -	31.416	102.6	21.287	119.1	52.703	82.51	1.818	14:13:07.681
10 -	31.235	100.4	21.850	116.7	53.085	81.91	2.200	14:14:00.766
11 -	30.493	104.5	20.754	119.8	51.247	84.85	0.362	14:14:52.013
12 -	31.740	96.0	IN PIT		2:25.826	P 29.82	1:34.941	14:17:17.839
13 -	OUTLAP	100.0	21.732	116.9	59.491	73.09	8.606	14:18:17.330
14 -	32.152	102.6	21.171	116.9	53.323	81.55	2.438	14:19:10.653
15 -	30.561	103.2	21.134	116.9	51.695	84.12	0.810	14:20:02.348
16 -	31.755	98.8	21.452	114.9	53.207	81.72	2.322	14:20:55.555
17 -	30.567	104.3	20.935	115.7	51.502	84.43	0.617	14:21:47.057
18 -	30.635	103.5	20.985	115.9	51.620	84.24	0.735	14:22:38.677
19 -	30.276	104.3	20.917	117.7	51.193	84.94	0.308	14:23:29.870
20 -	30.591	103.4	20.973	115.9	51.564	84.33	0.679	14:24:21.434
21 -	30.186	104.8	20.859	115.7	51.045	(2) 85.19	0.160	14:25:12.479
22 -	30.302	104.2	20.759	118.5	51.061	(3) 85.16	0.176	14:26:03.540
23 -	31.790	94.6	IN PIT		1:49.225	P 39.81	58.340	14:27:52.765
24 -	OUTLAP	100.4	21.475	117.3	1:02.988	69.03	12.103	14:28:55.753

Weather / Track : Sunny / Dry

Brands Hatch Indy
Circuit Length = 1.2079 miles
Start: 14:04 Flag 14:35 End: 14:36

MCRCB BULLETIN TK051

2013 MCE British Superbike Championship - Round 6

2013 Monster Energy British Motostar Championship

OFFICIAL TEST - SECTOR ANALYSIS

SECTOR 1 = FL to I1, SECTOR 2 = I1 to FL, DIFF = Difference To Personal Best Lap

25 -	31.379	101.0	21.301	117.9	52.680	82.54	1.795	14:29:48.433
26 -	30.337	103.7	21.009	117.3	51.346	84.69	0.461	14:30:39.779
27 -	30.619	102.6	21.032	117.3	51.651	84.19	0.766	14:31:31.430
28 -	30.827	103.2	21.035	117.7	51.862	83.84	0.977	14:32:23.292
29 -	30.605	104.0	20.897	117.1	51.502	84.43	0.617	14:33:14.794
30 -	30.335	104.2	20.923	118.3	51.258	84.83	0.373	14:34:06.052
31 -	30.330	103.8	21.013	117.5	51.343	84.69	0.458	14:34:57.395
32 -	30.191	104.6	20.694	120.2	50.885 (1)	85.45		14:35:48.280

P3	10	Peter SUTHERLAND			Aprilia - Kinpac Racing / Floorcoat UK			
LAP	SECTOR 1	SECTOR 2		LAP TIME	MPH	DIFF	TIME OF DAY	
1 -	OUTLAP	91.8	23.846	105.6	1:00.031	72.43	8.683	14:06:15.433
2 -	33.688	96.9	22.947	103.5	56.635	76.78	5.287	14:07:12.068
3 -	34.081	92.1	22.793	101.3	56.874	76.46	5.526	14:08:08.942
4 -	34.365	93.2	23.099	104.6	57.464	75.67	6.116	14:09:06.406
5 -	32.955	98.1	22.034	112.0	54.989	79.08	3.641	14:10:01.395
6 -	31.702	99.7	21.842	112.4	53.544	81.21	2.196	14:10:54.939
7 -	31.394	99.8	21.429	114.3	52.823	82.32	1.475	14:11:47.762
8 -	31.475	92.5	21.829	114.7	53.304	81.58	1.956	14:12:41.066
9 -	31.374	99.1	21.376	115.3	52.750	82.43	1.402	14:13:33.816
10 -	31.183	99.8	21.539	114.1	52.722	82.48	1.374	14:14:26.538
11 -	31.045	100.7	21.145	115.7	52.190	83.32	0.842	14:15:18.728
12 -	32.316	98.3	21.595	114.3	53.911	80.66	2.563	14:16:12.639
13 -	31.372	101.5	21.378	115.5	52.750	82.43	1.402	14:17:05.389
14 -	31.354	100.9	21.929	116.3	53.283	81.61	1.935	14:17:58.672
15 -	32.206	99.2	21.307	117.7	53.513	81.26	2.165	14:18:52.185
16 -	31.896	100.4	21.365	115.7	53.261	81.64	1.913	14:19:45.446
17 -	31.244	100.3	21.454	115.9	52.698	82.51	1.350	14:20:38.144
18 -	32.144	98.9	21.493	115.1	53.637	81.07	2.289	14:21:31.781
19 -	31.201	100.6	21.827	112.5	53.028	82.00	1.680	14:22:24.809
20 -	31.115	100.9	21.440	114.5	52.555	82.74	1.207	14:23:17.364
21 -	31.365	101.6	21.486	112.7	52.851	82.28	1.503	14:24:10.215
22 -	31.782	92.3	IN PIT		4:07.209 P	17.59	3:15.861	14:28:17.424
23 -	OUTLAP	97.2	21.536	116.7	52.859	82.26	1.511	14:29:10.283
24 -	30.650	102.4	20.960	116.3	51.610 (2)	84.25	0.262	14:30:01.893
25 -	31.163	101.6	21.148	115.5	52.311	83.12	0.963	14:30:54.204
26 -	30.463	102.6	20.885	118.1	51.348 (1)	84.68		14:31:45.552
27 -	31.456	101.8	21.222	117.1	52.678	82.55	1.330	14:32:38.230
28 -	30.483	103.0	21.689	114.5	52.172 (3)	83.35	0.824	14:33:30.402
29 -	30.814	102.6	21.404	115.3	52.218	83.27	0.870	14:34:22.620
30 -	30.849	101.9	21.556	113.9	52.405	82.98	1.057	14:35:15.025

P4	45 M3	Oilly SIMPSON			KTM - Oilly Simpson Racing			
LAP	SECTOR 1	SECTOR 2		LAP TIME	MPH	DIFF	TIME OF DAY	
1 -	OUTLAP	86.8	24.070	110.3	1:01.226	71.02	9.803	14:07:24.960
2 -	34.339	93.5	22.703	115.1	57.042	76.23	5.619	14:08:22.002
3 -	33.107	97.9	21.911	115.5	55.018	79.03	3.595	14:09:17.020
4 -	32.185	95.4	21.799	115.3	53.984	80.55	2.561	14:10:11.004
5 -	32.052	100.6	21.550	115.7	53.602	81.12	2.179	14:11:04.606
6 -	32.081	99.7	IN PIT		2:03.159 P	35.30	1:11.736	14:13:07.765
7 -	OUTLAP	95.3	21.698	117.3	55.310	78.62	3.887	14:14:03.075
8 -	31.630	101.9	21.488	114.5	53.118	81.86	1.695	14:14:56.193
9 -	31.606	100.4	21.333	116.7	52.939	82.14	1.516	14:15:49.132
10 -	31.279	101.3	21.223	116.1	52.502	82.82	1.079	14:16:41.634
11 -	31.142	103.0	20.916	118.1	52.058	83.53	0.635	14:17:33.692
12 -	30.945	102.7	21.198	116.1	52.143	83.39	0.720	14:18:25.835
13 -	31.145	101.8	21.126	116.1	52.271	83.19	0.848	14:19:18.106
14 -	31.011	102.1	21.234	116.1	52.245	83.23	0.822	14:20:10.351
15 -	30.834	102.9	21.171	114.9	52.005	83.61	0.582	14:21:02.356
16 -	31.522	89.8	IN PIT		1:53.451 P	38.33	1:02.028	14:22:55.807
17 -	OUTLAP	93.2	22.341	116.7	55.932	77.74	4.509	14:23:51.739
18 -	31.518	101.6	21.209	115.3	52.727	82.47	1.304	14:24:44.466
19 -	30.758	103.4	21.547	114.7	52.305	83.13	0.882	14:25:36.771

Weather / Track : Sunny / Dry

Brands Hatch Indy
Circuit Length = 1.2079 miles
Start: 14:04 Flag 14:35 End: 14:36

MCRCB BULLETIN TK051

2013 MCE British Superbike Championship - Round 6

2013 Monster Energy British Motostar Championship

OFFICIAL TEST - SECTOR ANALYSIS

SECTOR 1 = FL to I1, SECTOR 2 = I1 to FL, DIFF = Difference To Personal Best Lap

20 -	30.870	101.3	21.053	116.3	51.923	83.75	0.500	14:26:28.694
21 -	31.116	103.4	21.129	115.3	52.245	83.23	0.822	14:27:20.939
22 -	30.663	103.4	21.034	115.5	51.697	84.11	0.274	14:28:12.636
23 -	30.664	101.8	21.028	118.3	51.692	84.12	0.269	14:29:04.328
24 -	30.668	100.1	21.587	117.7	52.255	83.21	0.832	14:29:56.583
25 -	30.656	102.6	20.920	116.9	51.576 (2)	84.31	0.153	14:30:48.159
26 -	30.621	103.5	20.956	116.5	51.577 (3)	84.31	0.154	14:31:39.736
27 -	30.795	99.4	21.461	118.9	52.256	83.21	0.833	14:32:31.992
28 -	30.661	104.3	20.918	117.3	51.579	84.30	0.156	14:33:23.571
29 -	30.795	103.0	20.955	116.7	51.750	84.03	0.327	14:34:15.321
30 -	30.536	103.7	20.887	116.3	51.423 (1)	84.56		14:35:06.744

P5		40 M3		Joe FRANCIS		Honda - Team WD40				
LAP	SECTOR 1	SECTOR 2	LAP TIME	MPH	DIFF	TIME OF DAY				
1 -	OUTLAP	89.9	22.741	106.6	59.987	72.49	8.529	14:08:17.366		
2 -	34.378	94.9	22.234	109.4	56.612	76.81	5.154	14:09:13.978		
3 -	32.714	99.7	21.434	111.4	54.148	80.30	2.690	14:10:08.126		
4 -	32.542	98.2	21.403	110.7	53.945	80.61	2.487	14:11:02.071		
5 -	31.683	99.4	21.206	110.9	52.889	82.22	1.431	14:11:54.960		
6 -	31.463	99.2	21.140	112.7	52.603	82.66	1.145	14:12:47.563		
7 -	31.133	98.9	21.025	113.3	52.158	83.37	0.700	14:13:39.721		
8 -	31.008	100.1	20.986	113.7	51.994 (3)	83.63	0.536	14:14:31.715		
9 -	30.790	100.9	20.759	114.5	51.549 (2)	84.35	0.091	14:15:23.264		
10 -	30.667	101.3	20.791	116.3	51.458 (1)	84.50		14:16:14.722		
11 -	31.569	100.1	21.452	114.3	53.021	82.01	1.563	14:17:07.743		

P6		34 M3		Jordan WEAVING		KTM - Jordan Racing / Burkert				
LAP	SECTOR 1	SECTOR 2	LAP TIME	MPH	DIFF	TIME OF DAY				
1 -	OUTLAP	93.2	22.953	111.8	58.895	73.83	7.405	14:06:31.133		
2 -	32.900	97.6	22.288	113.7	55.188	78.79	3.698	14:07:26.321		
3 -	32.648	99.2	21.701	116.5	54.349	80.01	2.859	14:08:20.670		
4 -	31.188	102.7	21.924	116.9	53.112	81.87	1.622	14:09:13.782		
5 -	31.473	100.3	21.731	112.7	53.204	81.73	1.714	14:10:06.986		
6 -	31.776	101.8	21.547	113.9	53.323	81.55	1.833	14:11:00.309		
7 -	31.441	101.2	21.482	110.5	52.923	82.16	1.433	14:11:53.232		
8 -	31.549	100.7	21.538	114.5	53.087	81.91	1.597	14:12:46.319		
9 -	31.269	101.2	21.292	116.3	52.561	82.73	1.071	14:13:38.880		
10 -	30.781	102.9	21.268	115.7	52.049	83.54	0.559	14:14:30.929		
11 -	30.772	102.2	20.968	116.9	51.740	84.04	0.250	14:15:22.669		
12 -	30.697	103.2	21.281	113.1	51.978	83.66	0.488	14:16:14.647		
13 -	31.418	101.9	21.588	111.8	53.006	82.03	1.516	14:17:07.653		
14 -	32.634	99.1	21.689	114.3	54.323	80.05	2.833	14:18:01.976		
15 -	30.896	103.2	21.477	114.5	52.373	83.03	0.883	14:18:54.349		
16 -	30.979	102.9	IN PIT		4:36.611 P	15.72	3:45.121	14:23:30.960		
17 -	OUTLAP	100.0	24.938	74.7	58.218	74.69	6.728	14:24:29.178		
18 -	32.738	101.2	21.450	114.5	54.188	80.25	2.698	14:25:23.366		
19 -	31.179	100.6	21.264	113.9	52.443	82.92	0.953	14:26:15.809		
20 -	31.128	103.0	21.191	113.7	52.319	83.11	0.829	14:27:08.128		
21 -	30.721	103.5	21.113	112.9	51.834	83.89	0.344	14:27:59.962		
22 -	30.473	103.2	21.017	115.1	51.490 (1)	84.45		14:28:51.452		
23 -	30.635	101.3	20.956	115.5	51.591 (3)	84.28	0.101	14:29:43.043		
24 -	30.444	103.4	21.257	114.1	51.701	84.11	0.211	14:30:34.744		
25 -	30.657	103.2	21.391	114.1	52.048	83.54	0.558	14:31:26.792		
26 -	30.698	103.2	21.066	116.9	51.764	84.00	0.274	14:32:18.556		
27 -	30.726	102.6	21.077	115.7	51.803	83.94	0.313	14:33:10.359		
28 -	32.115	102.4	21.444	112.9	53.559	81.19	2.069	14:34:03.918		
29 -	31.184	102.6	21.274	112.9	52.458	82.89	0.968	14:34:56.376		
30 -	30.563	103.0	20.947	114.7	51.510 (2)	84.42	0.020	14:35:47.886		

P7		12		Edward RENDELL		Honda - Banks Racing				
LAP	SECTOR 1	SECTOR 2	LAP TIME	MPH	DIFF	TIME OF DAY				
1 -	OUTLAP	93.2	23.140	110.7	58.524	74.30	6.997	14:06:29.840		

Weather / Track : Sunny / Dry

Brands Hatch Indy
Circuit Length = 1.2079 miles
Start: 14:04 Flag 14:35 End: 14:36

MCRCB BULLETIN TK051

2013 MCE British Superbike Championship - Round 6

2013 Monster Energy British Motostar Championship

OFFICIAL TEST - SECTOR ANALYSIS

SECTOR 1 = FL to I1, SECTOR 2 = I1 to FL, DIFF = Difference To Personal Best Lap

2 -	33.839	98.6	21.772	111.1	55.611	78.19	4.084	14:07:25.451
3 -	32.585	99.1	22.107	112.4	54.692	79.51	3.165	14:08:20.143
4 -	32.163	99.2	21.764	114.5	53.927	80.63	2.400	14:09:14.070
5 -	32.358	98.9	21.268	112.9	53.626	81.09	2.099	14:10:07.696
6 -	31.456	101.0	21.501	113.7	52.957	82.11	1.430	14:11:00.653
7 -	31.548	100.9	21.107	112.7	52.655	82.58	1.128	14:11:53.308
8 -	31.140	99.8	21.341	112.2	52.481	82.86	0.954	14:12:45.789
9 -	31.154	99.8	21.608	112.9	52.762	82.41	1.235	14:13:38.551
10 -	30.903	100.4	21.121	112.9	52.024	83.58	0.497	14:14:30.575
11 -	30.826	101.2	20.949	113.1	51.775	83.99	0.248	14:15:22.350
12 -	30.732	100.7	21.058	112.5	51.790	83.96	0.263	14:16:14.140
13 -	30.817	100.7	21.337	111.6	52.154	83.38	0.627	14:17:06.294
14 -	30.930	101.8	21.396	114.9	52.326	83.10	0.799	14:17:58.620
15 -	30.964	101.2	21.237	114.3	52.201	83.30	0.674	14:18:50.821
16 -	30.890	100.6	20.931	112.7	51.821	83.91	0.294	14:19:42.642
17 -	31.600	96.6	IN PIT		3:30.243	P 20.68	2:38.716	14:23:12.885
18 -	OUTLAP	98.5	21.440	112.0	1:03.721	68.24	12.194	14:24:16.606
19 -	31.069	101.5	21.294	113.9	52.363	83.04	0.836	14:25:08.969
20 -	31.041	101.5	20.961	112.4	52.002	83.62	0.475	14:26:00.971
21 -	30.496	101.8	21.141	112.4	51.637	(3) 84.21	0.110	14:26:52.608
22 -	30.665	101.2	20.941	112.2	51.606	(2) 84.26	0.079	14:27:44.214
23 -	31.210	100.1	20.966	113.1	52.176	83.34	0.649	14:28:36.390
24 -	30.885	100.7	21.398	115.5	52.283	83.17	0.756	14:29:28.673
25 -	31.436	100.6	21.481	109.4	52.917	82.17	1.390	14:30:21.590
26 -	37.297	60.1	24.296	112.7	1:01.593	70.60	10.066	14:31:23.183
27 -	30.596	101.2	21.471	112.4	52.067	83.51	0.540	14:32:15.250
28 -	30.576	101.3	21.090	111.8	51.666	84.16	0.139	14:33:06.916
29 -	30.733	100.3	21.019	111.1	51.752	84.02	0.225	14:33:58.668
30 -	30.594	101.0	20.933	112.0	51.527	(1) 84.39		14:34:50.195
31 -	30.596	100.9	21.273	111.8	51.869	83.83	0.342	14:35:42.064

P8	66 M3	Joe IRVING			KTM - RS Racing / The Toad and Tatle Pub			
LAP	SECTOR 1		SECTOR 2		LAP TIME	MPH	DIFF	TIME OF DAY

1 -	OUTLAP	96.8	22.734	110.9	58.407	74.45	6.639	14:08:00.883
2 -	33.628	98.3	22.127	112.2	55.755	77.99	3.987	14:08:56.638
3 -	33.344	98.5	22.095	114.7	55.439	78.43	3.671	14:09:52.077
4 -	32.564	97.8	22.265	110.3	54.829	79.31	3.061	14:10:46.906
5 -	32.675	98.9	22.016	112.9	54.691	79.51	2.923	14:11:41.597
6 -	32.825	95.8	21.977	115.9	54.802	79.35	3.034	14:12:36.399
7 -	32.267	100.0	21.608	118.5	53.875	80.71	2.107	14:13:30.274
8 -	32.105	98.9	22.112	115.1	54.217	80.20	2.449	14:14:24.491
9 -	31.724	100.4	21.546	118.1	53.270	81.63	1.502	14:15:17.761
10 -	32.265	101.5	21.911	116.1	54.176	80.26	2.408	14:16:11.937
11 -	31.579	100.9	21.320	119.4	52.899	82.20	1.131	14:17:04.836
12 -	31.576	102.7	21.866	120.4	53.442	81.37	1.674	14:17:58.278
13 -	31.994	98.6	21.361	120.0	53.355	81.50	1.587	14:18:51.633
14 -	31.699	100.1	IN PIT		4:07.012	P 17.60	3:15.244	14:22:58.645
15 -	OUTLAP	100.0	21.540	118.7	54.071	80.42	2.303	14:23:52.716
16 -	31.763	98.8	22.148	116.9	53.911	80.66	2.143	14:24:46.627
17 -	31.048	102.7	20.961	119.1	52.009	83.61	0.241	14:25:38.636
18 -	31.068	102.6	20.966	119.6	52.034	83.57	0.266	14:26:30.670
19 -	30.745	103.8	21.023	118.7	51.768	(1) 84.00		14:27:22.438
20 -	30.949	99.7	21.016	118.9	51.965	83.68	0.197	14:28:14.403
21 -	30.879	103.4	20.944	120.2	51.823	(3) 83.91	0.055	14:29:06.226
22 -	30.829	102.1	20.982	121.3	51.811	(2) 83.93	0.043	14:29:58.037
23 -	31.381	100.7	20.840	120.0	52.221	83.27	0.453	14:30:50.258
24 -	31.293	100.7	21.187	119.6	52.480	82.86	0.712	14:31:42.738
25 -	31.301	95.5	22.515	112.7	53.816	80.80	2.048	14:32:36.554

P9	80	Callum BEY			Honda - RCD Motorsport			
LAP	SECTOR 1		SECTOR 2		LAP TIME	MPH	DIFF	TIME OF DAY

1 -	OUTLAP	95.4	22.626	111.2	1:00.380	72.02	8.575	14:06:08.380
2 -	33.823	98.9	22.123	111.4	55.946	77.72	4.141	14:07:04.326

Weather / Track : Sunny / Dry

Brands Hatch Indy
Circuit Length = 1.2079 miles
Start: 14:04 Flag 14:35 End: 14:36

MCRCB BULLETIN TK051

2013 MCE British Superbike Championship - Round 6

2013 Monster Energy British Motostar Championship

OFFICIAL TEST - SECTOR ANALYSIS

SECTOR 1 = FL to I1, SECTOR 2 = I1 to FL, DIFF = Difference To Personal Best Lap

3 -	32.719	100.6	21.743	112.9	54.462	79.84	2.657	14:07:58.788
4 -	32.250	100.4	21.576	112.7	53.826	80.79	2.021	14:08:52.614
5 -	32.004	99.4	21.555	113.9	53.559	81.19	1.754	14:09:46.173
6 -	32.046	98.1	IN PIT		4:22.409	P 16.57	3:30.604	14:14:08.582
7 -	OUTLAP	97.3	21.863	114.5	55.145	78.85	3.340	14:15:03.727
8 -	32.303	100.1	21.588	115.5	53.891	80.69	2.086	14:15:57.618
9 -	31.822	98.9	21.856	114.3	53.678	81.01	1.873	14:16:51.296
10 -	31.774	100.6	21.497	114.5	53.271	81.63	1.466	14:17:44.567
11 -	31.470	100.7	21.241	115.1	52.711	82.49	0.906	14:18:37.278
12 -	31.396	100.9	21.148	115.9	52.544	82.76	0.739	14:19:29.822
13 -	31.249	101.3	21.532	114.3	52.781	82.38	0.976	14:20:22.603
14 -	31.309	102.6	21.069	115.1	52.378	83.02	0.573	14:21:14.981
15 -	31.275	99.1	21.074	116.9	52.349	83.06	0.544	14:22:07.330
16 -	33.238	90.0	IN PIT		6:16.356	P 11.55	5:24.551	14:28:23.686
17 -	OUTLAP	98.8	21.602	115.5	55.287	78.65	3.482	14:29:18.973
18 -	31.554	101.3	21.441	115.5	52.995	82.05	1.190	14:30:11.968
19 -	32.028	98.3	21.727	114.9	53.755	80.89	1.950	14:31:05.723
20 -	30.877	102.7	21.261	115.1	52.138	(3) 83.40	0.333	14:31:57.861
21 -	31.003	102.2	21.030	116.3	52.033	(2) 83.57	0.228	14:32:49.894
22 -	31.304	101.9	20.962	115.9	52.266	83.20	0.461	14:33:42.160
23 -	30.693	102.1	21.112	114.1	51.805	(1) 83.94		14:34:33.965
24 -	31.111	101.3	21.259	113.5	52.370	83.03	0.565	14:35:26.335

P10 22 Stephanie WADDELOW Aprilia - Moto Strada

LAP	SECTOR 1	SECTOR 2	LAP TIME	MPH	DIFF	TIME OF DAY		
1 -	OUTLAP	84.0	24.768	102.9	1:02.923	69.10	10.383	14:06:13.267
2 -	36.625	86.8	23.690	105.3	1:00.315	72.09	7.775	14:07:13.582
3 -	36.142	89.5	23.408	108.7	59.550	73.02	7.010	14:08:13.132
4 -	34.692	91.4	23.056	109.1	57.748	75.30	5.208	14:09:10.880
5 -	33.805	96.9	22.294	113.7	56.099	77.51	3.559	14:10:06.979
6 -	33.899	90.4	22.036	116.7	55.935	77.74	3.395	14:11:02.914
7 -	32.803	99.7	21.767	116.1	54.570	79.68	2.030	14:11:57.484
8 -	32.837	93.9	21.816	116.7	54.653	79.56	2.113	14:12:52.137
9 -	32.298	99.2	21.808	116.3	54.106	80.37	1.566	14:13:46.243
10 -	32.583	96.4	IN PIT		4:05.430	P 17.71	3:12.890	14:17:51.673
11 -	OUTLAP	95.5	22.721	112.7	58.953	73.76	6.413	14:18:50.626
12 -	32.502	98.5	21.423	117.1	53.925	80.64	1.385	14:19:44.551
13 -	31.755	99.5	21.467	115.5	53.222	81.70	0.682	14:20:37.773
14 -	32.060	99.7	21.297	115.7	53.357	81.50	0.817	14:21:31.130
15 -	31.645	97.6	21.959	114.9	53.604	81.12	1.064	14:22:24.734
16 -	31.354	100.6	21.336	115.9	52.690	(2) 82.53	0.150	14:23:17.424
17 -	31.537	102.6	21.225	115.1	52.762	82.41	0.222	14:24:10.186
18 -	31.739	98.5	21.368	114.9	53.107	81.88	0.567	14:25:03.293
19 -	31.396	101.6	21.301	115.9	52.697	(3) 82.52	0.157	14:25:55.990
20 -	31.974	102.7	21.168	116.9	53.142	81.82	0.602	14:26:49.132
21 -	31.377	103.5	21.339	115.9	52.716	82.49	0.176	14:27:41.848
22 -	32.111	103.2	21.617	114.7	53.728	80.93	1.188	14:28:35.576
23 -	32.070	101.9	21.197	118.1	53.267	81.63	0.727	14:29:28.843
24 -	31.549	102.4	21.167	115.9	52.716	82.49	0.176	14:30:21.559
25 -	31.847	101.8	21.292	115.1	53.139	81.83	0.599	14:31:14.698
26 -	31.888	100.6	21.264	116.7	53.152	81.81	0.612	14:32:07.850
27 -	31.410	103.0	21.130	116.9	52.540	(1) 82.76		14:33:00.390
28 -	31.466	101.2	21.467	115.9	52.933	82.15	0.393	14:33:53.323
29 -	31.715	98.8	21.938	114.3	53.653	81.05	1.113	14:34:46.976
30 -	31.621	101.9	21.447	115.7	53.068	81.94	0.528	14:35:40.044

P11 43 Arnie SHELTON Honda - e3 motorsport

LAP	SECTOR 1	SECTOR 2	LAP TIME	MPH	DIFF	TIME OF DAY		
1 -	OUTLAP	84.5	24.444	104.0	1:02.390	69.70	9.544	14:06:16.258
2 -	36.285	85.9	23.761	103.0	1:00.046	72.42	7.200	14:07:16.304
3 -	35.161	91.4	23.198	104.8	58.359	74.51	5.513	14:08:14.663
4 -	34.995	90.5	23.784	103.4	58.779	73.98	5.933	14:09:13.442
5 -	34.729	86.2	23.253	103.2	57.982	74.99	5.136	14:10:11.424

Weather / Track : Sunny / Dry

Brands Hatch Indy
Circuit Length = 1.2079 miles
Start: 14:04 Flag 14:35 End: 14:36

MCRCB BULLETIN TK051

2013 MCE British Superbike Championship - Round 6

2013 Monster Energy British Motostar Championship

OFFICIAL TEST - SECTOR ANALYSIS

SECTOR 1 = FL to I1, SECTOR 2 = I1 to FL, DIFF = Difference To Personal Best Lap

6 -	34.210	89.8	23.839	103.2	58.049	74.91	5.203	14:11:09.473
7 -	34.160	95.1	22.759	108.2	56.919	76.39	4.073	14:12:06.392
8 -	33.384	96.9	22.723	107.7	56.107	77.50	3.261	14:13:02.499
9 -	32.767	96.8	22.458	114.9	55.225	78.74	2.379	14:13:57.724
10 -	32.163	99.2	21.954	114.7	54.117	80.35	1.271	14:14:51.841
11 -	32.708	98.2	21.800	114.9	54.508	79.77	1.662	14:15:46.349
12 -	32.048	100.1	21.755	114.5	53.803	80.82	0.957	14:16:40.152
13 -	31.858	100.6	21.624	115.7	53.482	81.30	0.636	14:17:33.634
14 -	31.897	100.7	21.473	117.1	53.370	(3) 81.48	0.524	14:18:27.004
15 -	32.965	86.3	IN PIT		7:21.284	P 9.85	6:28.438	14:25:48.288
16 -	OUTLAP	86.5	23.050	112.9	58.960	73.75	6.114	14:26:47.248
17 -	32.562	100.0	21.912	114.7	54.474	79.82	1.628	14:27:41.722
18 -	31.998	100.7	21.804	115.1	53.802	80.82	0.956	14:28:35.524
19 -	31.518	100.0	21.460	117.3	52.978	(2) 82.08	0.132	14:29:28.502
20 -	31.476	101.8	21.370	116.1	52.846	(1) 82.28		14:30:21.348

P12		3		Taz TAYLOR		Luyten Honda - FPW Racing				
LAP	SECTOR 1	SECTOR 2	LAP TIME	MPH	DIFF	TIME OF DAY				
1 -	OUTLAP	86.1	25.041	112.9	1:05.908	65.97	13.009	14:06:24.886		
2 -	36.310	82.8	24.585	110.9	1:00.895	71.41	7.996	14:07:25.781		
3 -	34.152	95.8	23.007	117.5	57.159	76.07	4.260	14:08:22.940		
4 -	33.916	96.9	22.963	117.9	56.879	76.45	3.980	14:09:19.819		
5 -	33.553	93.2	23.421	115.5	56.974	76.32	4.075	14:10:16.793		
6 -	34.538	95.5	22.502	115.9	57.040	76.23	4.141	14:11:13.833		
7 -	34.033	92.8	22.964	116.1	56.997	76.29	4.098	14:12:10.830		
8 -	33.008	98.3	22.490	117.1	55.498	78.35	2.599	14:13:06.328		
9 -	32.612	97.6	22.476	118.5	55.088	78.93	2.189	14:14:01.416		
10 -	32.781	98.9	22.269	117.7	55.050	78.99	2.151	14:14:56.466		
11 -	32.283	97.9	21.946	116.9	54.229	80.18	1.330	14:15:50.695		
12 -	32.822	99.2	22.114	116.1	54.936	79.15	2.037	14:16:45.631		
13 -	32.617	96.5	21.874	116.1	54.491	79.80	1.592	14:17:40.122		
14 -	32.245	96.8	21.902	116.3	54.147	80.31	1.248	14:18:34.269		
15 -	32.589	98.2	IN PIT		3:06.219	P 23.35	2:13.320	14:21:40.488		
16 -	OUTLAP	75.5	22.438	116.3	1:00.461	71.92	7.562	14:22:40.949		
17 -	32.018	98.5	21.849	116.7	53.867	80.72	0.968	14:23:34.816		
18 -	32.448	95.1	21.972	115.3	54.420	79.90	1.521	14:24:29.236		
19 -	31.982	97.9	21.821	115.1	53.803	80.82	0.904	14:25:23.039		
20 -	32.048	100.9	21.564	117.7	53.612	81.11	0.713	14:26:16.651		
21 -	31.910	96.8	21.780	116.7	53.690	80.99	0.791	14:27:10.341		
22 -	32.205	97.6	21.592	116.3	53.797	80.83	0.898	14:28:04.138		
23 -	32.148	98.6	21.632	118.1	53.780	80.85	0.881	14:28:57.918		
24 -	31.575	99.5	21.519	119.4	53.094	(3) 81.90	0.195	14:29:51.012		
25 -	31.581	100.0	21.591	117.5	53.172	81.78	0.273	14:30:44.184		
26 -	31.908	98.5	21.690	117.1	53.598	81.13	0.699	14:31:37.782		
27 -	32.045	100.7	21.762	117.9	53.807	80.81	0.908	14:32:31.589		
28 -	31.566	102.1	21.333	117.3	52.899	(1) 82.20		14:33:24.488		
29 -	31.447	97.3	21.520	117.1	52.967	(2) 82.10	0.068	14:34:17.455		
30 -	31.562	99.2	21.597	117.1	53.159	81.80	0.260	14:35:10.614		

P13		24		Daniel COSTILLA		Honda - Repli-Cast UK				
LAP	SECTOR 1	SECTOR 2	LAP TIME	MPH	DIFF	TIME OF DAY				
1 -	OUTLAP	89.9	23.676	110.7	1:01.303	70.93	8.311	14:06:10.220		
2 -	36.398	91.6	22.765	112.9	59.163	73.50	6.171	14:07:09.383		
3 -	35.644	94.6	22.371	115.3	58.015	74.95	5.023	14:08:07.398		
4 -	34.840	92.3	22.564	115.7	57.404	75.75	4.412	14:09:04.802		
5 -	35.252	90.0	22.895	112.2	58.147	74.78	5.155	14:10:02.949		
6 -	34.014	94.2	22.580	113.9	56.594	76.83	3.602	14:10:59.543		
7 -	34.210	97.6	22.362	115.7	56.572	76.86	3.580	14:11:56.115		
8 -	34.311	89.5	22.262	116.3	56.573	76.86	3.581	14:12:52.688		
9 -	32.916	97.9	22.120	113.9	55.036	79.01	2.044	14:13:47.724		
10 -	33.596	95.3	22.794	110.9	56.390	77.11	3.398	14:14:44.114		
11 -	33.684	97.1	22.030	114.3	55.714	78.05	2.722	14:15:39.828		
12 -	33.106	95.8	22.304	113.9	55.410	78.48	2.418	14:16:35.238		

Weather / Track : Sunny / Dry

Brands Hatch Indy
Circuit Length = 1.2079 miles
Start: 14:04 Flag 14:35 End: 14:36

MCRCB BULLETIN TK051

2013 MCE British Superbike Championship - Round 6

2013 Monster Energy British Motostar Championship

OFFICIAL TEST - SECTOR ANALYSIS

SECTOR 1 = FL to I1, SECTOR 2 = I1 to FL, DIFF = Difference To Personal Best Lap

13 -	33.264	96.8	21.890	114.7	55.154	78.84	2.162	14:17:30.392
14 -	33.030	102.1	22.738	113.5	55.768	77.97	2.776	14:18:26.160
15 -	32.779	96.9	23.083	114.3	55.862	77.84	2.870	14:19:22.022
16 -	33.263	100.4	21.899	114.7	55.162	78.83	2.170	14:20:17.184
17 -	33.067	100.6	21.984	114.1	55.051	78.99	2.059	14:21:12.235
18 -	33.099	98.9	21.905	114.9	55.004	79.05	2.012	14:22:07.239
19 -	32.814	100.0	21.757	115.1	54.571	79.68	1.579	14:23:01.810
20 -	32.935	101.2	21.808	115.3	54.743	79.43	1.751	14:23:56.553
21 -	32.864	98.1	21.906	113.5	54.770	79.39	1.778	14:24:51.323
22 -	32.403	99.4	21.879	114.5	54.282	80.11	1.290	14:25:45.605
23 -	32.993	102.6	IN PIT		3:41.136	P 19.66	2:48.144	14:29:26.741
24 -	OUTLAP	98.1	21.995	115.5	1:00.156	72.28	7.164	14:30:26.897
25 -	31.793	101.6	21.472	115.9	53.265	(2) 81.64	0.273	14:31:20.162
26 -	32.557	92.9	22.641	112.7	55.198	78.78	2.206	14:32:15.360
27 -	32.903	102.9	21.768	113.7	54.671	79.54	1.679	14:33:10.031
28 -	32.889	102.2	21.450	115.1	54.339	80.02	1.347	14:34:04.370
29 -	31.767	102.1	21.225	115.9	52.992	(1) 82.06		14:34:57.362
30 -	31.771	99.5	22.201	115.5	53.972	(3) 80.57	0.980	14:35:51.334

P14 35		Elliot LODGE			Honda - SP125 / SpikeRacing			
LAP	SECTOR 1		SECTOR 2		LAP TIME	MPH	DIFF	TIME OF DAY
1 -	OUTLAP	74.7	27.272	88.5	1:08.920	63.09	15.841	14:06:21.394
2 -	39.193	79.4	26.093	89.0	1:05.286	66.60	12.207	14:07:26.680
3 -	38.416	78.9	26.068	88.3	1:04.484	67.43	11.405	14:08:31.164
4 -	39.025	77.3	26.622	85.3	1:05.647	66.24	12.568	14:09:36.811
5 -	37.961	85.7	25.314	91.3	1:03.275	68.72	10.196	14:10:40.086
6 -	36.425	86.4	24.691	92.5	1:01.116	71.15	8.037	14:11:41.202
7 -	36.038	88.7	23.639	97.8	59.677	72.86	6.598	14:12:40.879
8 -	34.951	89.1	24.032	98.8	58.983	73.72	5.904	14:13:39.862
9 -	34.343	91.0	23.804	101.3	58.147	74.78	5.068	14:14:38.009
10 -	34.316	91.0	23.102	101.2	57.418	75.73	4.339	14:15:35.427
11 -	34.681	91.5	23.515	105.3	58.196	74.72	5.117	14:16:33.623
12 -	33.614	94.3	22.663	105.8	56.277	77.27	3.198	14:17:29.900
13 -	33.482	93.3	23.491	105.3	56.973	76.32	3.894	14:18:26.873
14 -	33.350	88.4	23.053	108.2	56.403	77.09	3.324	14:19:23.276
15 -	33.165	92.3	IN PIT		5:56.171	P 12.20	5:03.092	14:25:19.447
16 -	OUTLAP	91.6	23.064	105.6	59.320	73.30	6.241	14:26:18.767
17 -	32.613	91.1	IN PIT		1:48.825	P 39.95	55.746	14:28:07.592
18 -	OUTLAP	98.1	22.237	112.4	55.615	78.19	2.536	14:29:03.207
19 -	32.184	99.1	22.133	112.2	54.317	80.05	1.238	14:29:57.524
20 -	32.001	95.4	21.761	113.1	53.762	80.88	0.683	14:30:51.286
21 -	31.943	96.4	21.971	111.2	53.914	80.65	0.835	14:31:45.200
22 -	31.640	100.0	21.439	112.9	53.079	(1) 81.92		14:32:38.279
23 -	31.435	99.4	21.731	112.9	53.166	(2) 81.79	0.087	14:33:31.445
24 -	32.275	99.1	21.675	111.8	53.950	80.60	0.871	14:34:25.395
25 -	31.905	99.2	21.465	112.4	53.370	(3) 81.48	0.291	14:35:18.765

P15 41		Milo WARD			Luyten Honda - FPW Racing			
LAP	SECTOR 1		SECTOR 2		LAP TIME	MPH	DIFF	TIME OF DAY
1 -	OUTLAP	82.8	24.080	107.5	1:01.993	70.14	8.673	14:06:08.078
2 -	34.704	90.8	22.860	108.0	57.564	75.54	4.244	14:07:05.642
3 -	33.413	91.3	22.716	110.0	56.129	77.47	2.809	14:08:01.771
4 -	33.115	93.5	22.467	110.9	55.582	78.23	2.262	14:08:57.353
5 -	33.217	94.6	22.243	110.5	55.460	78.40	2.140	14:09:52.813
6 -	32.824	95.0	22.279	109.2	55.103	78.91	1.783	14:10:47.916
7 -	33.212	94.9	22.226	109.6	55.438	78.44	2.118	14:11:43.354
8 -	33.739	94.5	22.182	107.5	55.921	77.76	2.601	14:12:39.275
9 -	32.586	94.9	22.068	108.0	54.654	79.56	1.334	14:13:33.929
10 -	32.316	95.1	22.069	109.8	54.385	79.95	1.065	14:14:28.314
11 -	32.300	96.1	21.790	109.2	54.090	80.39	0.770	14:15:22.404
12 -	32.978	90.3	IN PIT		2:29.350	P 29.11	1:36.030	14:17:51.754
13 -	OUTLAP	92.9	22.557	111.1	59.192	73.46	5.872	14:18:50.946
14 -	33.720	95.4	21.993	113.5	55.713	78.05	2.393	14:19:46.659

Weather / Track : Sunny / Dry

Brands Hatch Indy
Circuit Length = 1.2079 miles
Start: 14:04 Flag 14:35 End: 14:36

MCRCB BULLETIN TK051

2013 MCE British Superbike Championship - Round 6

2013 Monster Energy British Motostar Championship

OFFICIAL TEST - SECTOR ANALYSIS

SECTOR 1 = FL to I1, SECTOR 2 = I1 to FL, DIFF = Difference To Personal Best Lap

15 -	32.188	95.8	21.684	109.4	53.872	80.72	0.552	14:20:40.531
16 -	32.093	95.0	21.838	110.9	53.931	80.63	0.611	14:21:34.462
17 -	32.259	97.2	21.777	109.6	54.036	80.47	0.716	14:22:28.498
18 -	31.817	97.5	21.722	110.3	53.539	81.22	0.219	14:23:22.037
19 -	31.821	96.4	21.814	107.3	53.635	81.07	0.315	14:24:15.672
20 -	31.676	97.6	21.770	108.7	53.446	81.36	0.126	14:25:09.118
21 -	32.231	96.4	21.578	111.2	53.809	80.81	0.489	14:26:02.927
22 -	32.250	96.9	21.713	110.0	53.963	80.58	0.643	14:26:56.890
23 -	31.582	97.2	21.738	108.4	53.320 (1)	81.55		14:27:50.210
24 -	31.879	96.4	21.897	108.9	53.776	80.86	0.456	14:28:43.986
25 -	31.685	96.2	22.012	109.8	53.697	80.98	0.377	14:29:37.683
26 -	31.965	97.2	21.546	110.0	53.511	81.26	0.191	14:30:31.194
27 -	32.009	96.8	21.568	110.1	53.577	81.16	0.257	14:31:24.771
28 -	31.719	97.1	21.670	110.5	53.389 (3)	81.45	0.069	14:32:18.160
29 -	31.835	97.2	21.547	111.1	53.382 (2)	81.46	0.062	14:33:11.542

P16	67	Andy REID			Honda - RS Racing			
LAP		SECTOR 1	SECTOR 2		LAP TIME	MPH	DIFF	TIME OF DAY
1 -	OUTLAP	68.4	28.408	80.5	1:16.848	56.58	23.428	14:07:44.914
2 -	41.966	77.7	27.198	77.1	1:09.164	62.87	15.744	14:08:54.078
3 -	41.014	78.0	28.309	68.4	1:09.323	62.72	15.903	14:10:03.401
4 -	39.939	77.6	26.423	81.7	1:06.362	65.52	12.942	14:11:09.763
5 -	39.920	83.7	24.587	98.3	1:04.507	67.41	11.087	14:12:14.270
6 -	36.431	87.7	23.526	112.5	59.957	72.52	6.537	14:13:14.227
7 -	37.201	86.8	24.441	97.2	1:01.642	70.54	8.222	14:14:15.869
8 -	36.033	82.3	23.680	108.7	59.713	72.82	6.293	14:15:15.582
9 -	35.465	87.6	24.117	94.3	59.582	72.98	6.162	14:16:15.164
10 -	36.610	86.8	23.731	102.6	1:00.341	72.06	6.921	14:17:15.505
11 -	35.549	92.3	23.938	98.8	59.487	73.10	6.067	14:18:14.992
12 -	34.712	93.9	23.313	97.6	58.025	74.94	4.605	14:19:13.017
13 -	34.739	88.4	IN PIT		2:49.375 P	25.67	1:55.955	14:22:02.392
14 -	OUTLAP	95.3	22.712	113.5	1:05.141	66.75	11.721	14:23:07.533
15 -	33.572	98.6	21.994	114.7	55.566	78.26	2.146	14:24:03.099
16 -	33.303	99.1	21.831	113.5	55.134	78.87	1.714	14:24:58.233
17 -	32.929	96.4	22.126	111.8	55.055	78.98	1.635	14:25:53.288
18 -	32.847	97.6	21.678	116.3	54.525	79.75	1.105	14:26:47.813
19 -	32.712	96.9	21.897	101.3	54.609	79.63	1.189	14:27:42.422
20 -	36.754	96.0	IN PIT		3:40.239 P	19.74	2:46.819	14:31:22.661
21 -	OUTLAP	90.1	21.954	116.1	1:05.699	66.18	12.279	14:32:28.360
22 -	32.650	98.6	21.707	115.3	54.357 (3)	80.00	0.937	14:33:22.717
23 -	32.126	102.2	21.294	116.7	53.420 (1)	81.40		14:34:16.137
24 -	32.061	101.0	21.397	116.3	53.458 (2)	81.34	0.038	14:35:09.595

P17	48	Steve LAWTON			Honda - Cresswell Racing			
LAP		SECTOR 1	SECTOR 2		LAP TIME	MPH	DIFF	TIME OF DAY
1 -	OUTLAP	70.9	27.558	83.9	1:12.383	60.07	18.950	14:06:27.616
2 -	40.389	82.4	25.371	90.0	1:05.760	66.12	12.327	14:07:33.376
3 -	39.579	81.2	25.623	89.9	1:05.202	66.69	11.769	14:08:38.578
4 -	38.558	80.6	25.183	92.1	1:03.741	68.22	10.308	14:09:42.319
5 -	38.412	83.4	25.124	90.4	1:03.536	68.44	10.103	14:10:45.855
6 -	37.726	83.0	24.500	94.1	1:02.226	69.88	8.793	14:11:48.081
7 -	36.743	84.7	23.965	96.8	1:00.708	71.63	7.275	14:12:48.789
8 -	36.719	86.1	24.452	99.7	1:01.171	71.08	7.738	14:13:49.960
9 -	36.028	86.7	23.827	98.2	59.855	72.65	6.422	14:14:49.815
10 -	35.959	87.6	23.317	101.9	59.276	73.36	5.843	14:15:49.091
11 -	35.420	89.1	23.293	102.6	58.713	74.06	5.280	14:16:47.804
12 -	35.412	90.4	22.832	103.5	58.244	74.66	4.811	14:17:46.048
13 -	34.797	89.7	22.610	107.2	57.407	75.75	3.974	14:18:43.455
14 -	33.535	93.3	22.236	109.4	55.771	77.97	2.338	14:19:39.226
15 -	33.402	93.5	22.212	107.3	55.614	78.19	2.181	14:20:34.840
16 -	33.154	95.0	22.044	109.2	55.198	78.78	1.765	14:21:30.038
17 -	32.530	93.9	22.185	109.6	54.715	79.47	1.282	14:22:24.753
18 -	32.677	98.1	21.821	108.4	54.498	79.79	1.065	14:23:19.251

Weather / Track : Sunny / Dry

Brands Hatch Indy
Circuit Length = 1.2079 miles
Start: 14:04 Flag 14:35 End: 14:36

MCRCB BULLETIN TK051

2013 MCE British Superbike Championship - Round 6

2013 Monster Energy British Motostar Championship

OFFICIAL TEST - SECTOR ANALYSIS

SECTOR 1 = FL to I1, SECTOR 2 = I1 to FL, DIFF = Difference To Personal Best Lap

19 -	33.482	92.9	21.999	111.2	55.481	78.38	2.048	14:24:14.732
20 -	32.079	99.5	21.944	111.2	54.023 (3)	80.49	0.590	14:25:08.755
21 -	32.202	98.6	21.655	110.0	53.857 (2)	80.74	0.424	14:26:02.612
22 -	34.079	91.3	22.743	100.7	56.822	76.53	3.389	14:26:59.434
23 -	35.572	88.0	IN PIT		3:30.871 P	20.62	2:37.438	14:30:30.305
24 -	OUTLAP	90.0	22.481	108.7	58.919	73.80	5.486	14:31:29.224
25 -	33.589	92.4	21.689	114.5	55.278	78.66	1.845	14:32:24.502
26 -	31.863	98.6	21.570	111.2	53.433 (1)	81.38		14:33:17.935
27 -	31.966	98.1	23.184	103.5	55.150	78.85	1.717	14:34:13.085
28 -	35.056	84.8	22.656	108.4	57.712	75.35	4.279	14:35:10.797

P18 77		Jason VERNON			Honda - SGR Racing			
LAP	SECTOR 1	SECTOR 2	LAP TIME	MPH	DIFF	TIME OF DAY		
1 -	OUTLAP	85.9	25.786	100.0	1:05.054	66.84	11.372	14:06:21.358
2 -	36.641	87.0	24.306	107.2	1:00.947	71.35	7.265	14:07:22.305
3 -	35.979	88.8	23.705	110.0	59.684	72.86	6.002	14:08:21.989
4 -	34.089	92.5	22.819	110.3	56.908	76.41	3.226	14:09:18.897
5 -	33.908	87.9	23.677	106.8	57.585	75.51	3.903	14:10:16.482
6 -	35.068	90.9	23.078	108.5	58.146	74.78	4.464	14:11:14.628
7 -	33.749	95.1	23.287	108.0	57.036	76.24	3.354	14:12:11.664
8 -	33.287	93.0	22.640	110.9	55.927	77.75	2.245	14:13:07.591
9 -	33.896	92.3	IN PIT		4:54.556 P	14.76	4:00.874	14:18:02.147
10 -	OUTLAP	91.9	22.631	110.0	58.524	74.30	4.842	14:19:00.671
11 -	32.834	96.2	22.381	109.1	55.215	78.75	1.533	14:19:55.886
12 -	32.605	97.5	22.144	108.2	54.749	79.42	1.067	14:20:50.635
13 -	32.496	96.5	22.065	107.3	54.561	79.70	0.879	14:21:45.196
14 -	32.620	96.6	21.930	108.7	54.550	79.71	0.868	14:22:39.746
15 -	32.373	97.3	22.330	108.4	54.703	79.49	1.021	14:23:34.449
16 -	32.624	95.5	22.204	106.8	54.828	79.31	1.146	14:24:29.277
17 -	32.354	97.3	22.063	109.4	54.417	79.91	0.735	14:25:23.694
18 -	32.473	96.5	22.299	107.8	54.772	79.39	1.090	14:26:18.466
19 -	32.268	98.1	22.055	108.7	54.323	80.05	0.641	14:27:12.789
20 -	32.325	97.6	21.868	108.5	54.193 (3)	80.24	0.511	14:28:06.982
21 -	32.278	96.9	21.932	109.6	54.210	80.21	0.528	14:29:01.192
22 -	32.199	97.2	22.284	107.8	54.483	79.81	0.801	14:29:55.675
23 -	32.268	96.5	IN PIT		2:23.279 P	30.35	1:29.597	14:32:18.954
24 -	OUTLAP	96.0	21.966	110.1	57.971	75.01	4.289	14:33:16.925
25 -	31.826	97.8	22.070	109.1	53.896 (2)	80.68	0.214	14:34:10.821
26 -	31.797	98.2	21.885	107.7	53.682 (1)	81.00		14:35:04.503

P19 36		Jayson URIBE			Honda - Rock and Sons Racing			
LAP	SECTOR 1	SECTOR 2	LAP TIME	MPH	DIFF	TIME OF DAY		
1 -	OUTLAP	71.0	26.459	109.2	1:07.329	64.58	13.434	14:06:27.584
2 -	36.288	90.1	24.204	110.7	1:00.492	71.88	6.597	14:07:28.076
3 -	34.863	93.8	23.866	109.4	58.729	74.04	4.834	14:08:26.805
4 -	34.244	96.0	23.233	111.2	57.477	75.65	3.582	14:09:24.282
5 -	33.014	95.7	23.015	109.2	56.029	77.61	2.134	14:10:20.311
6 -	33.266	90.4	22.969	110.9	56.235	77.32	2.340	14:11:16.546
7 -	33.514	86.1	23.704	112.7	57.218	76.00	3.323	14:12:13.764
8 -	33.209	97.6	22.585	112.4	55.794	77.94	1.899	14:13:09.558
9 -	33.257	90.0	22.956	111.2	56.213	77.35	2.318	14:14:05.771
10 -	32.713	96.5	22.348	110.5	55.061	78.97	1.166	14:15:00.832
11 -	32.391	94.2	22.387	110.0	54.778	79.38	0.883	14:15:55.610
12 -	33.498	94.3	22.608	111.8	56.106	77.50	2.211	14:16:51.716
13 -	32.099	99.4	22.334	110.3	54.433	79.88	0.538	14:17:46.149
14 -	33.266	89.2	22.730	110.5	55.996	77.65	2.101	14:18:42.145
15 -	32.489	95.4	22.614	110.7	55.103	78.91	1.208	14:19:37.248
16 -	33.268	90.1	22.618	110.0	55.886	77.81	1.991	14:20:33.134
17 -	32.542	98.5	22.854	107.5	55.396	78.50	1.501	14:21:28.530
18 -	34.406	80.7	22.963	111.2	57.369	75.80	3.474	14:22:25.899
19 -	31.813	99.2	22.137	111.2	53.950 (2)	80.60	0.055	14:23:19.849
20 -	32.576	98.6	22.264	110.0	54.840	79.29	0.945	14:24:14.689
21 -	31.752	100.9	22.289	109.1	54.041 (3)	80.46	0.146	14:25:08.730

Brands Hatch Indy
 Circuit Length = 1.2079 miles
 Start: 14:04 Flag 14:35 End: 14:36

Weather / Track : Sunny / Dry

MCRCB BULLETIN TK051

2013 MCE British Superbike Championship - Round 6

2013 Monster Energy British Motostar Championship

OFFICIAL TEST - SECTOR ANALYSIS

SECTOR 1 = FL to I1, SECTOR 2 = I1 to FL, DIFF = Difference To Personal Best Lap

22 -	32.554	87.1	22.181	112.7	54.735	79.44	0.840	14:26:03.465
23 -	32.598	100.1	21.932	111.1	54.530	79.74	0.635	14:26:57.995
24 -	31.609	98.9	22.715	108.7	54.324	80.04	0.429	14:27:52.319
25 -	32.056	96.0	IN PIT		2:36.571	P 27.77	1:42.676	14:30:28.890
26 -	OUTLAP	96.4	22.721	112.5	58.351	74.52	4.456	14:31:27.241
27 -	38.273	75.8	27.236	109.4	1:05.509	66.38	11.614	14:32:32.750
28 -	33.089	98.1	22.302	111.2	55.391	78.50	1.496	14:33:28.141
29 -	32.281	92.8	22.859	110.0	55.140	78.86	1.245	14:34:23.281
30 -	31.787	99.1	22.108	111.1	53.895 (1)	80.68		14:35:17.176

P20 64		Asher DURHAM			Seel Honda - Repli-Cast UK			
LAP	SECTOR 1	SECTOR 2	LAP TIME	MPH	DIFF	TIME OF DAY		
1 -	OUTLAP	77.3	25.670	108.4	1:08.678	63.31	14.733	14:06:18.995
2 -	37.714	82.0	23.622	111.4	1:01.336	70.89	7.391	14:07:20.331
3 -	36.804	79.3	IN PIT		2:49.616	P 25.63	1:55.671	14:10:09.947
4 -	OUTLAP	89.2	22.903	112.4	1:05.018	66.88	11.073	14:11:14.965
5 -	35.010	82.7	23.689	112.0	58.699	74.08	4.754	14:12:13.664
6 -	34.505	88.1	IN PIT		5:58.412	P 12.13	5:04.467	14:18:12.076
7 -	OUTLAP	87.8	22.955	112.4	1:03.790	68.17	9.845	14:19:15.866
8 -	33.440	94.2	22.507	112.7	55.947	77.72	2.002	14:20:11.813
9 -	32.836	95.0	22.139	112.2	54.975	79.10	1.030	14:21:06.788
10 -	32.747	97.8	21.959	111.6	54.706	79.49	0.761	14:22:01.494
11 -	32.645	94.7	21.995	111.8	54.640	79.58	0.695	14:22:56.134
12 -	32.984	92.8	22.515	112.5	55.499	78.35	1.554	14:23:51.633
13 -	32.674	94.5	22.637	112.4	55.311	78.62	1.366	14:24:46.944
14 -	32.055	96.2	21.890	112.2	53.945 (1)	80.61		14:25:40.889
15 -	32.194	97.6	21.781	112.4	53.975	(2) 80.56	0.030	14:26:34.864
16 -	32.326	96.0	21.936	112.7	54.262	80.14	0.317	14:27:29.126
17 -	32.261	94.6	21.948	112.5	54.209	(3) 80.21	0.264	14:28:23.335
18 -	32.333	94.6	22.090	112.4	54.423	79.90	0.478	14:29:17.758
19 -	32.377	97.6	21.947	112.0	54.324	80.04	0.379	14:30:12.082
20 -	32.428	94.9	21.915	113.3	54.343	80.02	0.398	14:31:06.425
21 -	34.131	90.8	23.026	112.4	57.157	76.08	3.212	14:32:03.582
22 -	32.362	95.0	22.166	108.0	54.528	79.74	0.583	14:32:58.110
23 -	33.714	88.1	22.779	111.6	56.493	76.97	2.548	14:33:54.603
24 -	33.043	86.2	23.968	107.5	57.011	76.27	3.066	14:34:51.614
25 -	36.414	69.9	24.130	106.6	1:00.544	71.82	6.599	14:35:52.158

P21 13 M3		Sam BURMAN			Honda - WNT / Burman Racing			
LAP	SECTOR 1	SECTOR 2	LAP TIME	MPH	DIFF	TIME OF DAY		
1 -	OUTLAP	83.2	24.059	113.1	1:02.697	69.35	8.614	14:06:13.209
2 -	34.963	93.8	23.312	112.7	58.275	74.62	4.192	14:07:11.484
3 -	34.910	85.7	22.507	115.5	57.417	75.73	3.334	14:08:08.901
4 -	33.957	96.4	22.623	115.5	56.580	76.85	2.497	14:09:05.481
5 -	34.318	91.4	22.687	114.1	57.005	76.28	2.922	14:10:02.486
6 -	33.906	89.2	22.981	113.9	56.887	76.44	2.804	14:10:59.373
7 -	33.519	94.9	IN PIT		3:10.632	P 22.81	2:16.549	14:14:10.005
8 -	OUTLAP	86.1	23.409	113.9	1:00.423	71.96	6.340	14:15:10.428
9 -	33.857	97.2	22.690	115.3	56.547	76.90	2.464	14:16:06.975
10 -	33.308	92.6	22.584	115.1	55.892	77.80	1.809	14:17:02.867
11 -	33.175	97.2	22.190	115.9	55.365	78.54	1.282	14:17:58.232
12 -	33.881	96.0	22.696	114.5	56.577	76.86	2.494	14:18:54.809
13 -	33.019	97.3	22.047	116.3	55.066	78.97	0.983	14:19:49.875
14 -	32.829	97.2	21.925	114.9	54.754	79.42	0.671	14:20:44.629
15 -	32.953	98.8	22.114	114.5	55.067	78.96	0.984	14:21:39.696
16 -	32.871	98.6	21.991	115.1	54.862	79.26	0.779	14:22:34.558
17 -	32.511	99.7	22.048	115.7	54.559	79.70	0.476	14:23:29.117
18 -	33.156	94.9	IN PIT		2:35.501	P 27.96	1:41.418	14:26:04.618
19 -	OUTLAP	93.7	22.461	114.5	59.538	73.03	5.455	14:27:04.156
20 -	33.743	98.3	22.153	116.1	55.896	77.79	1.813	14:28:00.052
21 -	32.694	98.3	21.903	115.9	54.597	79.64	0.514	14:28:54.649
22 -	32.462	95.4	22.272	117.3	54.734	79.44	0.651	14:29:49.383
23 -	32.302	98.8	21.784	115.3	54.086	(2) 80.40	0.003	14:30:43.469

Weather / Track : Sunny / Dry

Brands Hatch Indy
Circuit Length = 1.2079 miles
Start: 14:04 Flag 14:35 End: 14:36

MCRCB BULLETIN TK051

2013 MCE British Superbike Championship - Round 6

2013 Monster Energy British Motostar Championship

OFFICIAL TEST - SECTOR ANALYSIS

SECTOR 1 = FL to I1, SECTOR 2 = I1 to FL, DIFF = Difference To Personal Best Lap

24 -	32.372	97.8	21.845	115.9	54.217	80.20	0.134	14:31:37.686
25 -	32.799	96.5	22.364	116.1	55.163	78.83	1.080	14:32:32.849
26 -	32.499	99.8	21.584	115.9	54.083 (1)	80.40		14:33:26.932
27 -	32.338	97.6	21.787	115.3	54.125 (3)	80.34	0.042	14:34:21.057
28 -	32.223	98.8	22.066	115.7	54.289	80.10	0.206	14:35:15.346

P22	11	Joseph THOMAS			Honda - Moto UK Racing				
LAP		SECTOR 1	SECTOR 2		LAP TIME	MPH	DIFF	TIME OF DAY	
1 -	OUTLAP	82.2	24.979	107.7	1:03.679	68.28	9.368	14:06:14.832	
2 -		36.790	86.8	23.859	108.7	1:00.649	71.70	6.338	14:07:15.481
3 -		36.484	88.1	23.497	109.2	59.981	72.49	5.670	14:08:15.462
4 -		35.469	91.0	23.071	110.3	58.540	74.28	4.229	14:09:14.002
5 -		35.307	85.8	23.088	111.6	58.395	74.46	4.084	14:10:12.397
6 -		34.683	93.7	22.727	112.2	57.410	75.74	3.099	14:11:09.807
7 -		34.491	87.6	22.881	111.8	57.372	75.79	3.061	14:12:07.179
8 -		34.715	95.1	22.568	112.5	57.283	75.91	2.972	14:13:04.462
9 -		34.063	93.8	22.540	113.1	56.603	76.82	2.292	14:14:01.065
10 -		33.749	93.0	22.325	113.5	56.074	77.55	1.763	14:14:57.139
11 -		33.737	77.7	IN PIT		1:58.671	P 36.64	1:04.360	14:16:55.810
12 -	OUTLAP	91.4	22.633	110.7	57.512	75.61	3.201	14:17:53.322	
13 -		34.444	91.9	22.805	111.1	57.249	75.95	2.938	14:18:50.571
14 -		33.745	92.8	22.264	113.3	56.009	77.64	1.698	14:19:46.580
15 -		32.837	97.3	22.207	109.8	55.044	79.00	0.733	14:20:41.624
16 -		32.948	96.4	22.301	111.2	55.249	78.70	0.938	14:21:36.873
17 -		33.655	93.3	22.294	111.2	55.949	77.72	1.638	14:22:32.822
18 -		33.104	92.8	22.619	110.9	55.723	78.03	1.412	14:23:28.545
19 -		32.773	94.5	22.158	111.6	54.931	79.16	0.620	14:24:23.476
20 -		33.848	92.5	22.578	109.1	56.426	77.06	2.115	14:25:19.902
21 -		33.049	91.1	22.504	110.0	55.553	78.27	1.242	14:26:15.455
22 -		32.757	92.8	22.219	111.4	54.976	79.10	0.665	14:27:10.431
23 -		32.832	96.2	22.212	112.5	55.044	79.00	0.733	14:28:05.475
24 -		32.559	97.6	22.031	113.3	54.590	79.65	0.279	14:29:00.065
25 -		34.457	85.8	IN PIT		2:19.012	P 31.28	1:24.701	14:31:19.077
26 -	OUTLAP	96.1	22.753	112.7	56.224	77.34	1.913	14:32:15.301	
27 -		32.550	95.5	22.257	111.8	54.807	79.34	0.496	14:33:10.108
28 -		32.417	98.3	21.894	112.5	54.311 (1)	80.06		14:34:04.419
29 -		32.533	95.4	22.019	111.8	54.552 (3)	79.71	0.241	14:34:58.971
30 -		32.491	96.1	22.056	113.1	54.547 (2)	79.72	0.236	14:35:53.518

P23	28	Bradley RAY			EE - FAB Racing				
LAP		SECTOR 1	SECTOR 2		LAP TIME	MPH	DIFF	TIME OF DAY	
1 -	OUTLAP	78.7	24.931	95.8	1:03.362	68.63	8.909	14:06:15.874	
2 -		35.849	82.7	23.847	99.5	59.696	72.84	5.243	14:07:15.570
3 -		34.607	89.1	23.346	103.8	57.953 (3)	75.03	3.500	14:08:13.523
4 -		33.150	96.8	22.202	110.0	55.352 (2)	78.56	0.899	14:09:08.875
5 -		31.787	98.2	22.666	110.1	54.453 (1)	79.85		14:10:03.328

P24	44	Jake BAYFORD			Honda - j4ke.com				
LAP		SECTOR 1	SECTOR 2		LAP TIME	MPH	DIFF	TIME OF DAY	
1 -	OUTLAP	94.1	23.864	108.0	1:01.205	71.04	6.453	14:06:10.572	
2 -		34.268	94.2	23.188	108.4	57.456 (3)	75.68	2.704	14:07:08.028
3 -		33.371	93.9	22.327	113.7	55.698 (2)	78.07	0.946	14:08:03.726
4 -		32.692	95.8	22.060	114.3	54.752 (1)	79.42		14:08:58.478

P25	79 M3	Chris TAYLOR			Honda - Elevator Bridle & Saddle Co / Coventry Ducati				
LAP		SECTOR 1	SECTOR 2		LAP TIME	MPH	DIFF	TIME OF DAY	
1 -	OUTLAP	66.8	26.797	102.7	1:10.281	61.87	15.490	14:06:27.445	
2 -		38.529	79.1	24.236	112.2	1:02.765	69.28	7.974	14:07:30.210
3 -		36.254	83.1	24.014	111.6	1:00.268	72.15	5.477	14:08:30.478
4 -		35.083	89.7	23.053	113.9	58.136	74.80	3.345	14:09:28.614
5 -		34.592	87.1	23.202	111.4	57.794	75.24	3.003	14:10:26.408

Weather / Track : Sunny / Dry

Brands Hatch Indy
Circuit Length = 1.2079 miles
Start: 14:04 Flag 14:35 End: 14:36

MCRCB BULLETIN TK051

2013 MCE British Superbike Championship - Round 6

2013 Monster Energy British Motostar Championship

OFFICIAL TEST - SECTOR ANALYSIS

SECTOR 1 = FL to I1, SECTOR 2 = I1 to FL, DIFF = Difference To Personal Best Lap

6 -	35.152	87.0	23.569	112.2	58.721	74.05	3.930	14:11:25.129
7 -	34.563	89.3	23.104	112.9	57.667	75.40	2.876	14:12:22.796
8 -	34.164	89.3	22.759	114.3	56.923	76.39	2.132	14:13:19.719
9 -	33.742	90.6	22.809	112.5	56.551	76.89	1.760	14:14:16.270
10 -	35.438	85.2	23.462	111.8	58.900	73.83	4.109	14:15:15.170
11 -	34.051	92.1	22.681	112.7	56.732	76.65	1.941	14:16:11.902
12 -	34.749	86.0	23.447	114.5	58.196	74.72	3.405	14:17:10.098
13 -	35.279	84.0	23.180	112.4	58.459	74.38	3.668	14:18:08.557
14 -	33.564	91.5	22.290	113.7	55.854	77.85	1.063	14:19:04.411
15 -	33.452	88.4	22.669	113.5	56.121	77.48	1.330	14:20:00.532
16 -	33.558	93.9	22.538	112.7	56.096	77.52	1.305	14:20:56.628
17 -	33.669	89.5	IN PIT		2:40.786	P	1:45.995	14:23:37.414
18 -	OUTLAP	91.8	22.908	112.0	1:00.267	72.15	5.476	14:24:37.681
19 -	33.042	89.2	22.497	113.9	55.539	78.29	0.748	14:25:33.220
20 -	32.851	94.9	22.276	112.9	55.127	(3)	0.336	14:26:28.347
21 -	33.239	91.5	22.590	112.0	55.829	77.89	1.038	14:27:24.176
22 -	32.775	94.3	22.301	111.8	55.076	(2)	0.285	14:28:19.252
23 -	33.412	93.0	22.321	113.9	55.733	78.02	0.942	14:29:14.985
24 -	32.990	92.9	22.368	114.1	55.358	78.55	0.567	14:30:10.343
25 -	33.421	93.3	22.493	113.9	55.914	77.77	1.123	14:31:06.257
26 -	33.163	94.7	22.071	113.5	55.234	78.73	0.443	14:32:01.491
27 -	32.850	95.7	21.941	113.5	54.791	(1)	79.36	14:32:56.282
28 -	32.912	94.1	22.579	112.4	55.491	78.36	0.700	14:33:51.773
29 -	33.020	92.0	22.243	112.0	55.263	78.68	0.472	14:34:47.036
30 -	33.403	92.9	22.446	113.5	55.849	77.86	1.058	14:35:42.885

P26	42 M3	James HOBSON			Honda - Two 4 Motorsport			
LAP	SECTOR 1		SECTOR 2		LAP TIME	MPH	DIFF	TIME OF DAY
1 -	OUTLAP	88.0	24.340	108.5	1:03.970	67.97	8.902	14:19:37.778
2 -	35.376	94.9	23.185	109.1	58.561	74.25	3.493	14:20:36.339
3 -	34.521	95.5	22.969	110.3	57.490	75.64	2.422	14:21:33.829
4 -	34.226	93.7	IN PIT		4:10.110	P	3:15.042	14:25:43.939
5 -	OUTLAP	95.0	23.310	112.0	1:00.614	71.74	5.546	14:26:44.553
6 -	33.983	92.4	23.050	109.8	57.033	76.24	1.965	14:27:41.586
7 -	33.918	94.2	IN PIT		4:09.833	P	3:14.765	14:31:51.419
8 -	OUTLAP	96.9	22.629	111.4	57.841	75.18	2.773	14:32:49.260
9 -	33.311	97.9	22.588	110.9	55.899	(3)	0.831	14:33:45.159
10 -	33.291	98.5	22.329	111.6	55.620	(2)	0.552	14:34:40.779
11 -	32.993	99.8	22.075	112.7	55.068	(1)	78.96	14:35:35.847

P27	71	David WALES			Honda - TAD Racing			
LAP	SECTOR 1		SECTOR 2		LAP TIME	MPH	DIFF	TIME OF DAY
1 -	OUTLAP	82.9	24.717	104.0	1:07.052	64.85	9.805	14:06:12.672
2 -	37.116	83.3	23.867	103.8	1:00.983	71.30	3.736	14:07:13.655
3 -	37.090	86.2	23.442	105.1	1:00.532	71.83	3.285	14:08:14.187
4 -	35.315	91.3	23.465	103.2	58.780	73.98	1.533	14:09:12.967
5 -	34.518	90.4	23.273	105.0	57.791	75.24	0.544	14:10:10.758
6 -	34.548	91.1	23.552	105.1	58.100	74.84	0.853	14:11:08.858
7 -	35.162	88.1	23.192	106.6	58.354	74.52	1.107	14:12:07.212
8 -	36.664	91.0	23.396	107.0	1:00.060	72.40	2.813	14:13:07.272
9 -	33.983	88.4	23.369	107.5	57.352	(3)	0.105	14:14:04.624
10 -	34.415	92.9	22.833	105.3	57.248	(2)	0.001	14:15:01.872
11 -	34.294	88.8	23.225	104.6	57.519	75.60	0.272	14:15:59.391
12 -	34.184	94.3	23.063	105.1	57.247	(1)	75.96	14:16:56.638
13 -	34.822	90.8	22.923	103.8	57.745	75.30	0.498	14:17:54.383
14 -	34.666	93.3	23.085	105.1	57.751	75.29	0.504	14:18:52.134
15 -	34.406	90.9	IN PIT		3:54.253	P	2:57.006	14:22:46.387
16 -	OUTLAP	87.9	23.493	103.8	1:02.656	69.40	5.409	14:23:49.043
17 -	35.117	89.1	23.145	104.5	58.262	74.63	1.015	14:24:47.305
18 -	34.468	92.3	23.181	104.5	57.649	75.43	0.402	14:25:44.954
19 -	34.773	91.1	23.666	101.9	58.439	74.41	1.192	14:26:43.393
20 -	34.898	91.3	23.407	102.4	58.305	74.58	1.058	14:27:41.698
21 -	34.836	89.1	23.541	102.9	58.377	74.49	1.130	14:28:40.075

Weather / Track : Sunny / Dry

Brands Hatch Indy
Circuit Length = 1.2079 miles
Start: 14:04 Flag 14:35 End: 14:36

MCRCB BULLETIN TK051

2013 MCE British Superbike Championship - Round 6

2013 Monster Energy British Motostar Championship

OFFICIAL TEST - SECTOR ANALYSIS

SECTOR 1 = FL to I1, SECTOR 2 = I1 to FL, DIFF = Difference To Personal Best Lap

22 -	34.755	92.4	23.008	106.1	57.763	75.28	0.516	14:29:37.838
23 -	34.909	92.5	23.498	105.3	58.407	74.45	1.160	14:30:36.245
24 -	35.097	93.5	23.201	106.0	58.298	74.59	1.051	14:31:34.543
25 -	35.414	91.9	23.282	110.1	58.696	74.08	1.449	14:32:33.239
26 -				106.1	57.633	75.45	0.386	14:33:30.872
27 -	35.133	87.0	24.416	101.8	59.549	73.02	2.302	14:34:30.421
28 -	34.674	95.3	23.565	98.1	58.239	74.66	0.992	14:35:28.660

P28		7		Jamie ASHBY		Honda - JPA Racing				
LAP	SECTOR 1	SECTOR 2	LAP TIME	MPH	DIFF	TIME OF DAY				
1 -	OUTLAP	70.4	28.623	80.4	1:13.082	59.50	15.365	14:06:37.930		
2 -	40.617	70.7	27.866	81.8	1:08.483	63.49	10.766	14:07:46.413		
3 -	40.995	73.2	26.728	88.5	1:07.723	64.21	10.006	14:08:54.136		
4 -	37.983	76.0	26.208	88.0	1:04.191	67.74	6.474	14:09:58.327		
5 -	38.479	76.6	26.220	88.6	1:04.699	67.21	6.982	14:11:03.026		
6 -	37.753	75.8	25.863	90.9	1:03.616	68.35	5.899	14:12:06.642		
7 -	37.861	77.4	25.503	94.9	1:03.364	68.62	5.647	14:13:10.006		
8 -	37.422	78.0	25.603	93.7	1:03.025	68.99	5.308	14:14:13.031		
9 -	38.188	78.3	25.225	94.7	1:03.413	68.57	5.696	14:15:16.444		
10 -	37.495	79.6	24.855	98.6	1:02.350	69.74	4.633	14:16:18.794		
11 -	37.085	80.4	24.719	97.9	1:01.804	70.36	4.087	14:17:20.598		
12 -	36.648	82.0	24.594	98.8	1:01.242	71.00	3.525	14:18:21.840		
13 -	36.733	80.7	24.410	100.3	1:01.143	71.12	3.426	14:19:22.983		
14 -	36.323	81.4	IN PIT		3:22.587	P 21.46	2:24.870	14:22:45.570		
15 -	OUTLAP	79.1	24.860	100.7	1:07.908	64.03	10.191	14:23:53.478		
16 -	36.413	84.2	24.002	101.6	1:00.415	71.97	2.698	14:24:53.893		
17 -	35.959	82.6	23.887	100.3	59.846	72.66	2.129	14:25:53.739		
18 -	35.727	85.0	23.809	102.7	59.536	73.04	1.819	14:26:53.275		
19 -	35.365	84.2	23.625	104.6	58.990	73.71	1.273	14:27:52.265		
20 -	35.586	84.4	23.522	107.2	59.108	73.57	1.391	14:28:51.373		
21 -	35.193	87.4	23.013	108.9	58.206	74.71	0.489	14:29:49.579		
22 -	35.424	86.7	23.330	106.5	58.754	74.01	1.037	14:30:48.333		
23 -	34.783	85.8	23.380	109.2	58.163	74.76	0.446	14:31:46.496		
24 -	34.804	89.9	22.993	108.9	57.797	(3) 75.23	0.080	14:32:44.293		
25 -	34.665	89.9	23.066	106.6	57.731	(2) 75.32	0.014	14:33:42.024		
26 -	34.857	88.5	23.348	106.1	58.205	74.71	0.488	14:34:40.229		
27 -	34.578	89.7	23.139	107.0	57.717	(1) 75.34		14:35:37.946		

P29		54		Xavier ZAYAT		Honda - TWF / Banks Racing				
LAP	SECTOR 1	SECTOR 2	LAP TIME	MPH	DIFF	TIME OF DAY				
1 -	OUTLAP	65.1	IN PIT		5:04.388	P 14.28	4:06.336	14:10:25.668		
2 -	OUTLAP	74.9	26.472	92.0	1:11.347	60.95	13.295	14:11:37.015		
3 -	41.702	69.0	IN PIT		4:11.545	P 17.28	3:13.493	14:15:48.560		
4 -	OUTLAP	88.1	26.104	92.0	1:07.503	64.42	9.451	14:16:56.063		
5 -	36.214	90.6	24.713	102.7	1:00.927	(2) 71.37	2.875	14:17:56.990		
6 -	34.831	96.2	23.221	109.6	58.052	(1) 74.90		14:18:55.042		

Weather / Track : Sunny / Dry

Brands Hatch Indy
Circuit Length = 1.2079 miles
Start: 14:04 Flag 14:35 End: 14:36

MCRCB BULLETIN TK052**2013 MCE British Superbike Championship - Round 6****2013 Monster Energy British Motostar Championship****OFFICIAL TEST - BEST SPEEDS**

POS	SECTOR 1			SECTOR 2			FINISH LINE		
	NO	NAME	MPH	NO	NAME	MPH	NO	NAME	MPH
1	95	Tarran MACKENZIE	104.8				66	Joe IRVING	121.3
2	45	Olly SIMPSON	104.3				17	Tom CARNE	120.9
3	17	Tom CARNE	104.0				95	Tarran MACKENZIE	120.2
4	66	Joe IRVING	103.8				3	Taz TAYLOR	119.4
5	22	Stephanie WADDELOW	103.5				45	Olly SIMPSON	118.9
6	34	Jordan WEAVING	103.5				10	Peter SUTHERLAND	118.1
7	10	Peter SUTHERLAND	103.0				22	Stephanie WADDELOW	118.1
8	24	Daniel COSTILLA	102.9				13	Sam BURMAN	117.3
9	80	Callum BEY	102.7				43	Arnie SHELTON	117.3
10	67	Andy REID	102.2				34	Jordan WEAVING	116.9
11	3	Taz TAYLOR	102.1				80	Callum BEY	116.9
12	12	Edward RENDELL	101.8				67	Andy REID	116.7
13	43	Arnie SHELTON	101.8				24	Daniel COSTILLA	116.3
14	40	Joe FRANCIS	101.3				40	Joe FRANCIS	116.3
15	36	Jayson URIBE	100.9				12	Edward RENDELL	115.5
16	35	Elliot LODGE	100.0				48	Steve LAWTON	114.5
17	13	Sam BURMAN	99.8				79	Chris TAYLOR	114.5
18	42	James HOBSON	99.8				44	Jake BAYFORD	114.3
19	48	Steve LAWTON	99.5				11	Joseph THOMAS	113.5
20	11	Joseph THOMAS	98.3				41	Milo WARD	113.5
21	28	Bradley RAY	98.2				64	Asher DURHAM	113.3
22	77	Jason VERNON	98.2				35	Elliot LODGE	113.1
23	64	Asher DURHAM	97.8				36	Jayson URIBE	112.7
24	41	Milo WARD	97.6				42	James HOBSON	112.7
25	54	Xavier ZAYAT	96.2				77	Jason VERNON	110.9
26	44	Jake BAYFORD	95.8				28	Bradley RAY	110.1
27	79	Chris TAYLOR	95.7				71	David WALES	110.1
28	71	David WALES	95.3				54	Xavier ZAYAT	109.6
29	7	Jamie ASHBY	89.9				7	Jamie ASHBY	109.2
30	72	Ricky TARREN	36.0						

Weather / Track : Sunny / Dry

Results can be found at www.tsl-timing.comBrands Hatch Indy
Circuit Length = 1.2079 miles
Start: 14:04 Flag 14:35 End: 14:36

Printed - 14:39 Friday, 19 July 2013

MCRCB BULLETIN TK053

2013 MCE British Superbike Championship - Round 6

2013 Monster Energy British Motostar Championship

OFFICIAL TEST - BEST SECTORS

SECTOR 1			SECTOR 2			IDEAL / BEST COMPARISON						
POS	NO	NAME	TIME	NO	NAME	TIME	POS	NO	NAME	IDEAL	BEST	DIFF
1	17	CARNE	30.100	17	CARNE	20.368						
2	95	MACKENZIE	30.186	95	MACKENZIE	20.694	1	17	CARNE	50.468	50.814	0.346
3	34	WEAVING	30.444	40	FRANCIS	20.759	2	95	MACKENZIE	50.880	50.885	0.005
4	10	SUTHERLAND	30.463	66	IRVING	20.840	3	10	SUTHERLAND	51.348	51.348	0.000
5	12	RENDELL	30.496	10	SUTHERLAND	20.885	4	34	WEAVING	51.391	51.490	0.099
6	45	SIMPSON	30.536	45	SIMPSON	20.887	5	45	SIMPSON	51.423	51.423	0.000
7	40	FRANCIS	30.667	12	RENDELL	20.931	6	40	FRANCIS	51.426	51.458	0.032
8	80	BEY	30.693	34	WEAVING	20.947	7	12	RENDELL	51.427	51.527	0.100
9	66	IRVING	30.745	80	BEY	20.962	8	66	IRVING	51.585	51.768	0.183
10	22	WADDELOW	31.354	22	WADDELOW	21.130	9	80	BEY	51.655	51.805	0.150
11	35	LODGE	31.435	24	COSTILLA	21.225	10	22	WADDELOW	52.484	52.540	0.056
12	3	TAYLOR	31.447	67	REID	21.294	11	3	TAYLOR	52.780	52.899	0.119
13	43	SHELTON	31.471	3	TAYLOR	21.333	12	43	SHELTON	52.841	52.846	0.005
14	41	WARD	31.582	43	SHELTON	21.370	13	35	LODGE	52.874	53.079	0.205
15	36	URIBE	31.609	35	LODGE	21.439	14	24	COSTILLA	52.992	52.992	0.000
16	24	COSTILLA	31.767	41	WARD	21.546	15	41	WARD	53.128	53.320	0.192
17	28	RAY	31.787	48	LAWTON	21.570	16	67	REID	53.355	53.420	0.065
18	77	VERNON	31.797	13	BURMAN	21.584	17	48	LAWTON	53.433	53.433	0.000
19	48	LAWTON	31.863	64	DURHAM	21.781	18	36	URIBE	53.541	53.895	0.354
20	64	DURHAM	32.055	77	VERNON	21.868	19	77	VERNON	53.665	53.682	0.017
21	67	REID	32.061	11	THOMAS	21.894	20	13	BURMAN	53.807	54.083	0.276
22	13	BURMAN	32.223	36	URIBE	21.932	21	64	DURHAM	53.836	53.945	0.109
23	11	THOMAS	32.417	79	TAYLOR	21.941	22	28	RAY	53.989	54.453	0.464
24	44	BAYFORD	32.692	44	BAYFORD	22.060	23	11	THOMAS	54.311	54.311	0.000
25	79	TAYLOR	32.775	42	HOBSON	22.075	24	79	TAYLOR	54.716	54.791	0.075
26	42	HOBSON	32.993	28	RAY	22.202	25	44	BAYFORD	54.752	54.752	0.000
27	71	WALES	33.983	71	WALES	22.833	26	42	HOBSON	55.068	55.068	0.000
28	54	ZAYAT	34.272	7	ASHBY	22.993	27	71	WALES	56.816	57.247	0.431
29	7	ASHBY	34.578	54	ZAYAT	23.221	28	54	ZAYAT	57.493	58.052	0.559
30							29	7	ASHBY	57.571	57.717	0.146

Weather / Track : Sunny / Dry

Results can be found at www.tsl-timing.com

Brands Hatch Indy
 Circuit Length = 1.2079 miles
 Start: 14:04 Flag 14:35 End: 14:36

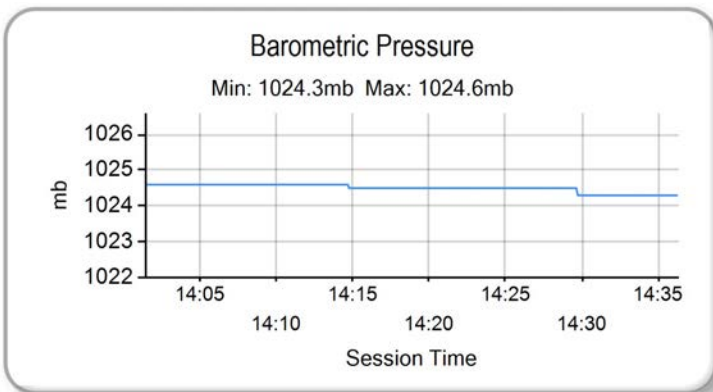
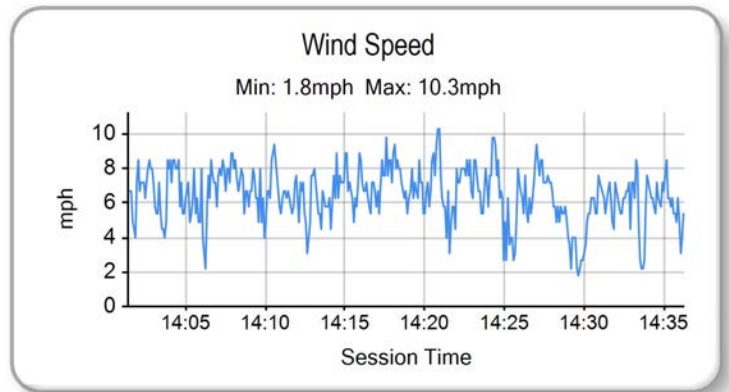
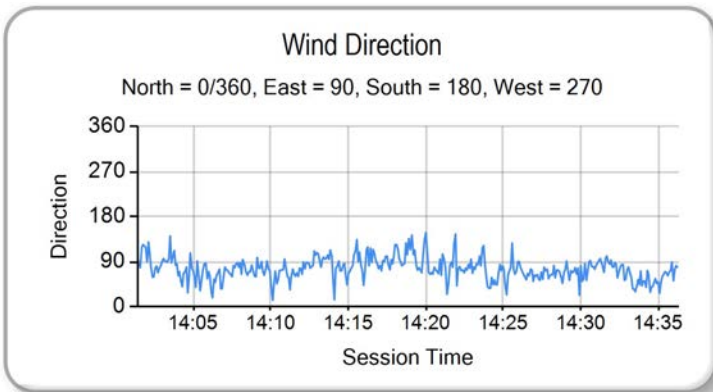
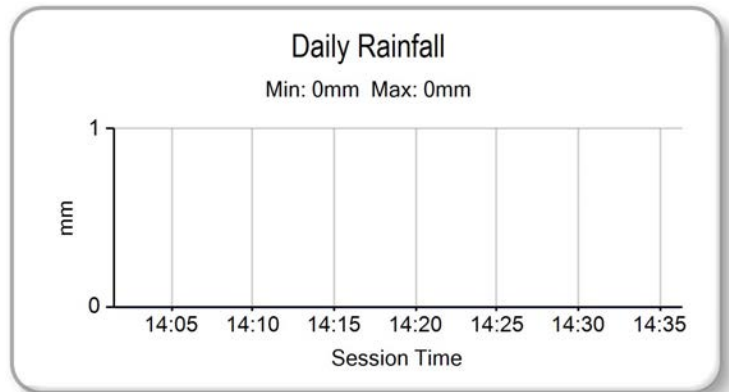
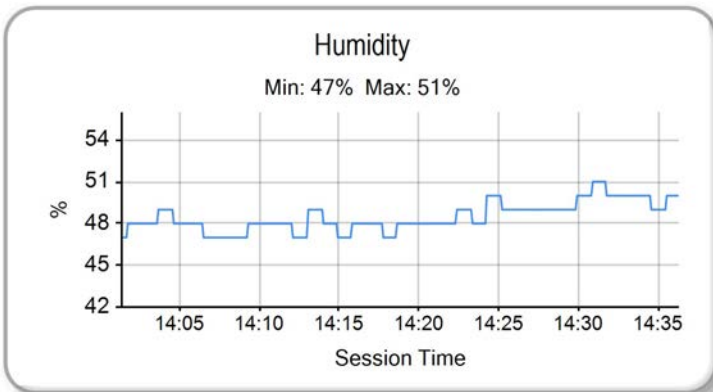
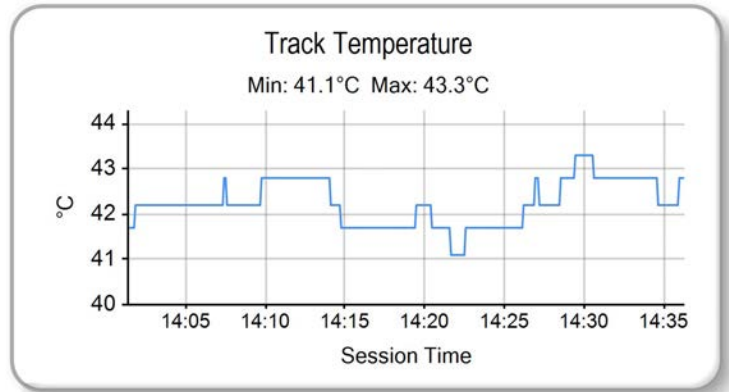
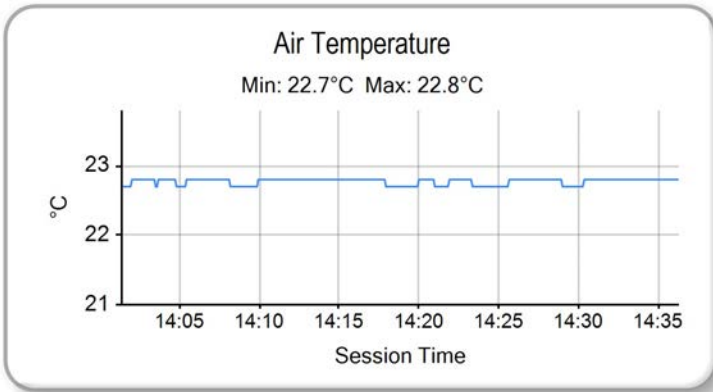
Printed - 14:39 Friday, 19 July 2013

MCRCB BULLETIN TK054

2013 MCE British Superbike Championship - Round 6

2013 Monster Energy British Motostar Championship

OFFICIAL TEST - WEATHER CONDITIONS



Weather / Track : Sunny / Dry

Results can be found at www.tsl-timing.com

Brands Hatch Indy
Circuit Length = 1.2079 miles
Start: 14:04 Flag 14:35 End: 14:36

Printed - 14:40 Friday, 19 July 2013

QUALIFYING 1 - CLASSIFICATION



POS	NO	CL	PIC NAME	ENTRY	TIME	ON	LAPS	GAP	DIFF	MPH
1	40	M3	1 Joe FRANCIS	Honda - Team WD40	1:37.252	13	14			90.07
2	28		1 Bradley RAY	EE - FAB Racing	1:37.407	10	12	0.155	0.155	89.93
3	45	M3	2 Olly SIMPSON	KTM - Olly Simpson Racing	1:37.476	13	14	0.224	0.069	89.86
4	95	M3	3 Tarran MACKENZIE	KTM - Redline KTM	1:37.512	15	15	0.260	0.036	89.83
5	17		2 Tom CARNE	Honda - TC Racing / SP125 racing	1:38.221	13	13	0.969	0.709	89.18
6	12		3 Edward RENDELL	Honda - Banks Racing	1:38.427	12	13	1.175	0.206	88.99
7	10		4 Peter SUTHERLAND	Aprilia - Kinpac Racing / Floorcoat UK	1:38.652	14	14	1.400	0.225	88.79
8	34	M3	4 Jordan WEAVING	KTM - Jordan Racing / Burkert	1:38.801	14	14	1.549	0.149	88.66
9	66	M3	5 Joe IRVING	KTM - RS Racing / The Toad and Tatie Pub	1:38.986	13	13	1.734	0.185	88.49
10	22		5 Stephanie WADDELOW	Aprilia - Moto Strada	1:39.248	11	14	1.996	0.262	88.26
11	43		6 Arnie SHELTON	Honda - e3 motorsport	1:39.540	7	13	2.288	0.292	88.00
12	67		7 Andy REID	Honda - RS Racing	1:40.062	12	12	2.810	0.522	87.54
13	80		8 Callum BEY	Honda - RCD Motorsport	1:40.307	8	13	3.055	0.245	87.33
14	44		9 Jake BAYFORD	Honda - j4ke.com	1:40.998	12	14	3.746	0.691	86.73
15	3		10 Taz TAYLOR	Luyten Honda - FPW Racing	1:41.064	13	15	3.812	0.066	86.67
16	36		11 Jayson URIBE	Honda - Rock and Sons Racing	1:41.291	12	15	4.039	0.227	86.48
17	35		12 Elliot LODGE	Honda - SP125 / SpikeRacing	1:41.402	14	15	4.150	0.111	86.38
18	24		13 Daniel COSTILLA	Honda - Repli-Cast UK	1:42.178	14	15	4.926	0.776	85.73
19	42	M3	6 James HOBSON	Honda - Two 4 Motorsport	1:42.667	13	14	5.415	0.489	85.32
20	54		14 Xavier ZAYAT	Honda - TWF / Banks Racing	1:43.141	13	13	5.889	0.474	84.93
21	11		15 Joseph THOMAS	Honda - Moto UK Racing	1:43.505	7	7	6.253	0.364	84.63
22	64		16 Asher DURHAM	Seel Honda - Repli-Cast UK	1:43.632	10	14	6.380	0.127	84.52
23	13	M3	7 Sam BURMAN	Honda - WNT / Burman Racing	1:43.806	12	12	6.554	0.174	84.38
24	41		17 Milo WARD	Luyten Honda - FPW Racing	1:43.898	14	14	6.646	0.092	84.31
25	72		18 Ricky TARREN	Honda - Cresswell Racing	1:44.820	6	12	7.568	0.922	83.57
26	77		19 Jason VERNON	Honda - SGR Racing	1:45.038	12	13	7.786	0.218	83.39

QUALIFYING LAPTIME (110.0% of 1:37.252) = 1:46.977

27	79	M3	8 Chris TAYLOR	Honda - Elevator Bridle & Saddle Co / Coventry Ducati	1:47.808	12	13	10.556	2.770	81.25
28	48		20 Steve LAWTON	Honda - Cresswell Racing	1:48.487	11	11	11.235	0.679	80.74
29	71		21 David WALES	Honda - TAD Racing	1:48.986	10	14	11.734	0.499	80.37
30	7		22 Jamie ASHBY	Honda - JPA Racing	1:51.396	11	13	14.144	2.410	78.63

Weather / Track : Sunny / Dry

These results are provisional until the conclusion of any judicial and technical matters.

Brands Hatch GP

Circuit Length = 2.4332 miles

Start: 09:00 Flag 09:25 End: 09:27

Race Director :	Stewards :	Timekeeper :
-----------------	------------	--------------

Results can be found at www.britishsuperbike.com

Printed - 09:28 Saturday, 20 July 2013

MCRCB BULLETIN TK094

2013 MCE British Superbike Championship - Round 6

2013 Monster Energy British Motostar Championship

QUALIFYING 1 - SECTOR ANALYSIS

SECTOR 1 = FL to I1, SECTOR 2 = I1 to I2, SECTOR 3 = I2 to FL, DIFF = Difference To Personal Best Lap

P1		40 M3		Joe FRANCIS		Honda - Team WD40						
LAP		SECTOR 1	SECTOR 2	SECTOR 3	LAP TIME	MPH	DIFF	TIME OF DAY				
1 -	OUTLAP	84.4	49.448	77.1	25.744	108.7	1:51.894	78.28	14.642	09:02:01.868		
2 -		32.567	96.1	47.078	82.4	25.272	105.3	1:44.917	83.49	7.665	09:03:46.785	
3 -		31.650	96.0	45.732	81.4	24.723	112.5	1:42.105	85.79	4.853	09:05:28.890	
4 -		34.440	91.3	46.932	84.6	24.630	114.7	1:46.002	82.63	8.750	09:07:14.892	
5 -		30.998	101.2	44.710	85.1	24.287	115.7	1:39.995	87.60	2.743	09:08:54.887	
6 -		30.898	100.7	46.213	83.5	IN PIT		3:06.518	P	46.96	1:29.266	09:12:01.405
7 -	OUTLAP	83.7	47.085	80.9	25.222	115.3	1:47.385	81.57	10.133	09:13:48.790		
8 -		31.139	97.5	45.669	80.3	24.582	112.0	1:41.390	86.39	4.138	09:15:30.180	
9 -		35.884	79.2	46.565	89.0	23.777	115.3	1:46.226	82.46	8.974	09:17:16.406	
10 -		30.580	101.9	44.407	89.2	23.864	113.7	1:38.851	88.61	1.599	09:18:55.257	
11 -		32.110	96.6	46.146	84.6	25.704	114.9	1:43.960	84.26	6.708	09:20:39.217	
12 -		30.435	101.9	43.747	90.6	23.533	116.5	1:37.715	(3)	89.64	0.463	09:22:16.932
13 -		30.220	102.4	43.380	90.3	23.652	116.1	1:37.252	(1)	90.07		09:23:54.184
14 -		30.100	101.9	43.571	85.1	23.999	118.1	1:37.670	(2)	89.68	0.418	09:25:31.854

P2		28		Bradley RAY		EE - FAB Racing						
LAP		SECTOR 1	SECTOR 2	SECTOR 3	LAP TIME	MPH	DIFF	TIME OF DAY				
1 -	OUTLAP	90.5	47.142	78.6	24.287	118.5	1:45.936	82.68	8.529	09:01:51.050		
2 -		31.706	97.6	44.895	83.2	23.937	120.0	1:40.538	87.12	3.131	09:03:31.588	
3 -		32.421	87.0	49.649	78.7	24.142	120.2	1:46.212	82.47	8.805	09:05:17.800	
4 -		32.373	81.7	46.987	78.5	IN PIT		4:12.589	P	34.68	2:35.182	09:09:30.389
5 -	OUTLAP	88.1	46.910	83.2	23.776	121.7	1:48.967	80.38	11.560	09:11:19.356		
6 -		31.437	99.1	44.433	85.7	23.775	120.9	1:39.645	87.91	2.238	09:12:59.001	
7 -		30.940	101.2	44.126	87.3	23.554	121.3	1:38.620	(3)	88.82	1.213	09:14:37.621
8 -		31.651	91.8	46.203	82.8	IN PIT		4:02.556	P	36.11	2:25.149	09:18:40.177
9 -	OUTLAP	96.2	44.300	87.3	23.707	120.4	1:43.288	84.80	5.881	09:20:23.465		
10 -		30.657	103.5	43.364	88.0	23.386	122.0	1:37.407	(1)	89.93		09:22:00.872
11 -		30.543	101.3	43.952	87.7	23.319	121.5	1:37.814	(2)	89.55	0.407	09:23:38.686
12 -		31.663	85.5	45.703	84.8	23.537	121.3	1:40.903	86.81	3.496	09:25:19.589	

P3		45 M3		Oilly SIMPSON		KTM - Oilly Simpson Racing						
LAP		SECTOR 1	SECTOR 2	SECTOR 3	LAP TIME	MPH	DIFF	TIME OF DAY				
1 -	OUTLAP	93.4	48.349	78.9	25.074	113.9	1:47.218	81.70	9.742	09:02:43.434		
2 -		32.134	96.6	46.524	77.9	24.483	117.1	1:43.141	84.93	5.665	09:04:26.575	
3 -		32.305	99.5	45.928	78.6	24.467	116.7	1:42.700	85.29	5.224	09:06:09.275	
4 -		31.370	96.6	45.871	87.3	24.049	116.5	1:41.290	86.48	3.814	09:07:50.565	
5 -		31.426	100.1	45.172	83.7	24.411	116.5	1:41.009	86.72	3.533	09:09:31.574	
6 -		31.134	100.7	44.567	86.3	23.815	117.5	1:39.516	88.02	2.040	09:11:11.090	
7 -		31.015	99.8	44.592	85.9	23.764	117.1	1:39.371	88.15	1.895	09:12:50.461	
8 -		30.776	101.6	44.536	82.2	IN PIT		2:49.505	P	51.67	1:12.029	09:15:39.966
9 -	OUTLAP	95.1	45.069	86.4	23.789	116.9	1:41.861	85.99	4.385	09:17:21.827		
10 -		31.055	100.6	44.103	85.0	23.895	116.1	1:39.053	88.43	1.577	09:19:00.880	
11 -		30.982	101.0	43.998	87.0	23.763	117.1	1:38.743	88.71	1.267	09:20:39.623	
12 -		30.712	101.5	43.630	89.2	23.356	119.1	1:37.698	(2)	89.66	0.222	09:22:17.321
13 -		30.575	102.1	43.472	88.8	23.429	118.7	1:37.476	(1)	89.86		09:23:54.797
14 -		30.446	102.9	43.839	88.1	23.518	119.4	1:37.803	(3)	89.56	0.327	09:25:32.600

P4		95 M3		Tarran MACKENZIE		KTM - Redline KTM						
LAP		SECTOR 1	SECTOR 2	SECTOR 3	LAP TIME	MPH	DIFF	TIME OF DAY				
1 -	OUTLAP	87.6	49.520	72.5	25.838	115.7	1:52.865	77.61	15.353	09:02:12.721		
2 -		32.394	96.6	47.879	73.1	25.317	118.9	1:45.590	82.96	8.078	09:03:58.311	
3 -		31.345	95.7	46.004	81.7	24.385	117.3	1:41.734	86.10	4.222	09:05:40.045	
4 -		31.068	97.8	45.621	80.5	24.234	117.1	1:40.923	86.79	3.411	09:07:20.968	
5 -		31.920	95.5	45.439	85.9	23.918	117.5	1:41.277	86.49	3.765	09:09:02.245	
6 -		30.638	102.7	44.643	85.9	23.818	117.9	1:39.099	88.39	1.587	09:10:41.344	
7 -		30.581	101.6	44.273	86.2	23.580	118.9	1:38.434	88.99	0.922	09:12:19.778	
8 -		30.414	101.3	44.143	88.6	23.554	118.5	1:38.111	89.28	0.599	09:13:57.889	
9 -		31.673	96.0	44.504	87.3	23.632	117.9	1:39.809	87.76	2.297	09:15:37.698	
10 -		30.445	101.6	44.028	89.0	23.380	117.9	1:37.853	(3)	89.52	0.341	09:17:15.551

Weather / Track : Sunny / Dry

Brands Hatch GP
Circuit Length = 2.4332 miles
Start: 09:00 Flag 09:25 End: 09:27

MCRCB BULLETIN TK094

2013 MCE British Superbike Championship - Round 6

2013 Monster Energy British Motostar Championship

QUALIFYING 1 - SECTOR ANALYSIS

SECTOR 1 = FL to I1, SECTOR 2 = I1 to I2, SECTOR 3 = I2 to FL, DIFF = Difference To Personal Best Lap

11 -	37.534	81.4	46.323	86.4	24.929	116.7	1:48.786	80.52	11.274	09:19:04.337
12 -	31.193	95.3	46.260	87.0	23.677	118.5	1:41.130	86.61	3.618	09:20:45.467
13 -	30.299	103.0	43.885	89.8	23.436	118.7	1:37.620 (2)	89.73	0.108	09:22:23.087
14 -	30.536	100.4	45.207	77.3	24.502	117.9	1:40.245	87.38	2.733	09:24:03.332
15 -	30.416	101.6	43.605	86.2	23.491	118.9	1:37.512 (1)	89.83		09:25:40.844

P5 17 Tom CARNE		Honda - TC Racing / SP125 racing								
LAP	SECTOR 1	SECTOR 2	SECTOR 3	LAP TIME	MPH	DIFF	TIME OF DAY			
1 -	OUTLAP	76.6	1:01.603	57.8	IN PIT		5:58.582 P	24.42	4:20.361	09:06:09.032
2 -	OUTLAP	87.2	48.684	75.3	25.740	115.9	1:49.826	79.76	11.605	09:07:58.858
3 -	32.426	97.5	46.291	79.9	25.594	117.1	1:44.311	83.97	6.090	09:09:43.169
4 -	31.216	99.2	44.854	81.9	24.381	117.9	1:40.451	87.20	2.230	09:11:23.620
5 -	31.766	100.0	45.470	81.2	24.512	117.9	1:41.748	86.09	3.527	09:13:05.368
6 -	31.084	100.6	44.524	83.7	24.219	117.5	1:39.827	87.75	1.606	09:14:45.195
7 -	30.940	100.6	44.242	85.5	24.188	116.7	1:39.370	88.15	1.149	09:16:24.565
8 -	30.955	100.6	44.255	90.0	24.201	117.3	1:39.411	88.11	1.190	09:18:03.976
9 -	30.548	100.9	44.604	80.3	24.093	115.9	1:39.245	88.26	1.024	09:19:43.221
10 -	30.752	100.1	43.972	88.1	23.924	118.7	1:38.648 (2)	88.79	0.427	09:21:21.869
11 -	32.685	91.9	45.081	77.1	26.234	117.5	1:44.000	84.22	5.779	09:23:05.869
12 -	30.956	100.9	43.992	88.3	23.756	119.1	1:38.704 (3)	88.74	0.483	09:24:44.573
13 -	30.486	99.7	43.844	87.0	23.891	117.7	1:38.221 (1)	89.18		09:26:22.794

P6 12 Edward RENDELL		Honda - Banks Racing								
LAP	SECTOR 1	SECTOR 2	SECTOR 3	LAP TIME	MPH	DIFF	TIME OF DAY			
1 -	OUTLAP	89.8	49.512	74.4	25.856	112.0	1:48.883	80.45	10.456	09:02:18.331
2 -	31.779	99.1	46.358	79.7	24.452	114.5	1:42.589	85.38	4.162	09:04:00.920
3 -	31.384	101.3	45.471	81.9	24.418	113.7	1:41.273	86.49	2.846	09:05:42.193
4 -	31.078	100.0	45.205	82.5	24.269	113.7	1:40.552	87.11	2.125	09:07:22.745
5 -	31.494	99.8	44.901	83.3	23.949	114.3	1:40.344	87.29	1.917	09:09:03.089
6 -	30.825	101.9	44.525	85.8	23.880	113.9	1:39.230	88.27	0.803	09:10:42.319
7 -	31.242	100.6	44.520	86.9	24.024	113.5	1:39.786	87.78	1.359	09:12:22.105
8 -	30.962	100.1	44.557	84.6	IN PIT		4:39.452 P	31.34	3:01.025	09:17:01.557
9 -	OUTLAP	99.5	45.311	87.1	24.088	112.9	1:41.868	85.99	3.441	09:18:43.425
10 -	30.893	101.0	44.276	87.8	23.976	113.7	1:39.145	88.35	0.718	09:20:22.570
11 -	30.889	101.0	44.359	86.7	23.727	115.1	1:38.975 (2)	88.50	0.548	09:22:01.545
12 -	30.335	100.6	44.432	85.7	23.660	114.7	1:38.427 (1)	88.99		09:23:39.972
13 -	30.645	96.1	44.571	86.4	23.913	110.7	1:39.129 (3)	88.36	0.702	09:25:19.101

P7 10 Peter SUTHERLAND		Aprilia - Kinpac Racing / Floorcoat UK								
LAP	SECTOR 1	SECTOR 2	SECTOR 3	LAP TIME	MPH	DIFF	TIME OF DAY			
1 -	OUTLAP	89.4	49.169	76.8	25.316	113.1	1:50.821	79.04	12.169	09:01:56.558
2 -	32.396	97.9	45.820	79.7	24.612	114.3	1:42.828	85.18	4.176	09:03:39.386
3 -	31.863	99.4	45.263	88.5	24.059	115.9	1:41.185	86.57	2.533	09:05:20.571
4 -	31.728	99.7	45.265	84.8	24.507	115.3	1:41.500	86.30	2.848	09:07:02.071
5 -	31.448	97.5	44.749	87.7	24.129	115.7	1:40.326	87.31	1.674	09:08:42.397
6 -	33.320	99.4	46.541	80.7	IN PIT		4:17.700 P	33.99	2:39.048	09:13:00.097
7 -	OUTLAP	98.2	44.439	87.9	23.922	115.9	1:39.666	87.89	1.014	09:14:39.763
8 -	31.134	102.1	44.611	85.5	24.250	114.9	1:39.995	87.60	1.343	09:16:19.758
9 -	31.068	101.5	44.201	93.0	24.475	115.3	1:39.744	87.82	1.092	09:17:59.502
10 -	31.833	100.4	44.188	88.4	23.845	116.1	1:39.866	87.71	1.214	09:19:39.368
11 -	30.997	101.8	44.323	93.0	24.244	116.5	1:39.564	87.98	0.912	09:21:18.932
12 -	31.140	102.4	44.286	86.1	24.118	116.5	1:39.544 (3)	87.99	0.892	09:22:58.476
13 -	30.941	100.7	43.851	89.7	24.586	115.1	1:39.378 (2)	88.14	0.726	09:24:37.854
14 -	30.860	101.2	43.948	88.8	23.844	115.5	1:38.652 (1)	88.79		09:26:16.506

P8 34 M3 Jordan WEAVING		KTM - Jordan Racing / Burkert								
LAP	SECTOR 1	SECTOR 2	SECTOR 3	LAP TIME	MPH	DIFF	TIME OF DAY			
1 -	OUTLAP	89.5	48.584	78.6	IN PIT		2:46.315 P	52.67	1:07.514	09:03:29.716
2 -	OUTLAP	89.9	47.577	81.3	25.036	114.3	1:48.492	80.74	9.691	09:05:18.208
3 -	31.767	97.6	46.427	83.2	25.001	111.4	1:43.195	84.88	4.394	09:07:01.403
4 -	31.721	93.0	46.426	84.3	24.634	110.3	1:42.781	85.22	3.980	09:08:44.184

Weather / Track : Sunny / Dry

Brands Hatch GP

Circuit Length = 2.4332 miles

Start: 09:00 Flag 09:25 End: 09:27

MCRCB BULLETIN TK094

2013 MCE British Superbike Championship - Round 6

2013 Monster Energy British Motostar Championship

QUALIFYING 1 - SECTOR ANALYSIS

SECTOR 1 = FL to I1, SECTOR 2 = I1 to I2, SECTOR 3 = I2 to FL, DIFF = Difference To Personal Best Lap

5 -	31.609	97.5	46.165	86.3	24.927	111.6	1:42.701	85.29	3.900	09:10:26.885
6 -	31.514	97.2	45.582	83.9	24.275	114.1	1:41.371	86.41	2.570	09:12:08.256
7 -	30.872	101.2	45.263	85.7	24.262	112.9	1:40.397	87.25	1.596	09:13:48.653
8 -	31.054	97.5	45.717	81.5	24.699	111.6	1:41.470	86.32	2.669	09:15:30.123
9 -	39.579	94.5	45.592	86.1	23.852	114.7	1:49.023	80.34	10.222	09:17:19.146
10 -	30.474	102.4	45.908	73.1	27.168	113.9	1:43.550	84.59	4.749	09:19:02.696
11 -	31.418	99.7	45.299	87.1	24.417	112.4	1:41.134	86.61	2.333	09:20:43.830
12 -	30.783	101.2	44.703	89.5	23.826	115.5	1:39.312 (3)	88.20	0.511	09:22:23.142
13 -	30.563	100.1	44.484	90.3	24.042	114.5	1:39.089 (2)	88.40	0.288	09:24:02.231
14 -	30.736	102.1	44.291	87.6	23.774	116.7	1:38.801 (1)	88.66		09:25:41.032

P9	66 M3	Joe IRVING		KTM - RS Racing / The Toad and Tatle Pub							
LAP	SECTOR 1	SECTOR 2	SECTOR 3	LAP TIME	MPH	DIFF	TIME OF DAY				
1 -	OUTLAP	83.5	50.201	72.7	25.528	116.5	1:51.913	78.27	12.927	09:02:02.517	
2 -	32.590	96.0	46.704	77.8	24.652	118.7	1:43.946	84.27	4.960	09:03:46.463	
3 -	32.339	94.6	45.302	78.8	25.100	119.1	1:42.741	85.26	3.755	09:05:29.204	
4 -	31.679	99.4	44.913	74.1	24.747	118.3	1:41.339	86.44	2.353	09:07:10.543	
5 -	31.588	98.2	47.620	74.9	24.882	117.7	1:44.090	84.15	5.104	09:08:54.633	
6 -	31.316	96.5	45.420	78.9	IN PIT		3:17.808 P	44.28	1:38.822	09:12:12.441	
7 -	OUTLAP	100.0	44.843	80.4	24.161	119.4	1:42.171	85.73	3.185	09:13:54.612	
8 -	31.296	101.6	44.172	82.2	23.883	120.2	1:39.351 (2)	88.17	0.365	09:15:33.963	
9 -	31.963	100.7	43.957	81.6	23.761	119.1	1:39.681 (3)	87.87	0.695	09:17:13.644	
10 -	31.823	91.6	45.547	81.6	24.037	116.1	1:41.407	86.38	2.421	09:18:55.051	
11 -	30.933	104.6	46.288	79.7	IN PIT		3:16.744 P	44.52	1:37.758	09:22:11.795	
12 -	OUTLAP	101.6	44.327	83.2	24.169	118.9	1:40.828	86.87	1.842	09:23:52.623	
13 -	30.794	102.7	44.137	75.7	24.055	120.2	1:38.986 (1)	88.49		09:25:31.609	

P10	22	Stephanie WADDELOW		Aprilia - Moto Strada							
LAP	SECTOR 1	SECTOR 2	SECTOR 3	LAP TIME	MPH	DIFF	TIME OF DAY				
1 -	OUTLAP	89.7	49.442	68.8	25.609	115.7	1:52.522	77.85	13.274	09:01:57.689	
2 -	32.524	96.1	46.745	71.3	24.878	117.9	1:44.147	84.11	4.899	09:03:41.836	
3 -	32.256	91.3	46.049	74.9	24.449	118.1	1:42.754	85.25	3.506	09:05:24.590	
4 -	32.239	96.4	46.043	74.3	IN PIT		3:03.844 P	47.64	1:24.596	09:08:28.434	
5 -	OUTLAP	93.9	46.008	77.4	24.491	117.9	1:44.441	83.87	5.193	09:10:12.875	
6 -	31.560	99.5	45.169	79.3	24.214	118.5	1:40.943	86.78	1.695	09:11:53.818	
7 -	31.509	99.2	46.273	80.0	24.046	118.5	1:41.828	86.02	2.580	09:13:35.646	
8 -	31.492	99.7	45.493	79.0	24.240	117.1	1:41.225	86.53	1.977	09:15:16.871	
9 -	31.300	98.9	44.816	84.2	24.064	117.3	1:40.180	87.44	0.932	09:16:57.051	
10 -	31.134	98.9	44.627	83.2	23.998	117.7	1:39.759 (3)	87.81	0.511	09:18:36.810	
11 -	30.960	101.3	44.316	82.3	23.972	118.3	1:39.248 (1)	88.26		09:20:16.058	
12 -	31.219	101.0	44.781	79.8	23.837	118.5	1:39.837	87.74	0.589	09:21:55.895	
13 -	31.058	100.9	44.481	80.7	24.159	118.3	1:39.698 (2)	87.86	0.450	09:23:35.593	
14 -	31.208	100.4	44.786	81.3	24.168	118.5	1:40.162	87.45	0.914	09:25:15.755	

P11	43	Arnie SHELTON		Honda - e3 motorsport							
LAP	SECTOR 1	SECTOR 2	SECTOR 3	LAP TIME	MPH	DIFF	TIME OF DAY				
1 -	OUTLAP	85.8	50.068	72.9	25.465	116.5	1:53.257	77.34	13.717	09:02:03.477	
2 -	32.823	92.6	45.736	80.2	24.598	117.5	1:43.157	84.91	3.617	09:03:46.634	
3 -	32.490	93.8	45.436	78.3	24.782	117.7	1:42.708	85.28	3.168	09:05:29.342	
4 -	32.080	95.1	45.039	82.9	24.287	116.3	1:41.406	86.38	1.866	09:07:10.748	
5 -	32.038	96.8	44.714	83.9	24.116	116.3	1:40.868	86.84	1.328	09:08:51.616	
6 -	32.034	97.8	44.753	83.5	24.274	115.5	1:41.061	86.67	1.521	09:10:32.677	
7 -	31.563	97.8	44.170	85.4	23.807	116.3	1:39.540 (1)	88.00		09:12:12.217	
8 -	31.730	93.5	47.076	82.3	23.899	117.3	1:42.705	85.29	3.165	09:13:54.922	
9 -	31.479	98.6	45.210	83.7	IN PIT		4:03.670 P	35.94	2:24.130	09:17:58.592	
10 -	OUTLAP	91.9	45.774	81.9	24.299	116.3	1:43.504	84.63	3.964	09:19:42.096	
11 -	31.640	97.3	44.606	83.8	23.736	118.9	1:39.982 (2)	87.61	0.442	09:21:22.078	
12 -	31.395	99.7	45.165	76.4	25.949	116.5	1:42.509	85.45	2.969	09:23:04.587	
13 -	31.436	97.1	45.086	86.9	23.888	118.7	1:40.410 (3)	87.24	0.870	09:24:44.997	

Weather / Track : Sunny / Dry

Brands Hatch GP
Circuit Length = 2.4332 miles
Start: 09:00 Flag 09:25 End: 09:27

MCRCB BULLETIN TK094

2013 MCE British Superbike Championship - Round 6

2013 Monster Energy British Motostar Championship

QUALIFYING 1 - SECTOR ANALYSIS

SECTOR 1 = FL to I1, SECTOR 2 = I1 to I2, SECTOR 3 = I2 to FL, DIFF = Difference To Personal Best Lap

P12 67		Andy REID		Honda - RS Racing						
LAP		SECTOR 1	SECTOR 2	SECTOR 3	LAP TIME	MPH	DIFF	TIME OF DAY		
1 -	OUTLAP	83.5	53.526	66.1	IN PIT	4:06.166	P 35.58	2:26.104	09:04:30.170	
2 -	OUTLAP	89.0	48.972	69.3	26.051	115.1	1:50.559	10.497	09:06:20.729	
3 -	33.484	92.1	47.453	73.6	25.113	116.1	1:46.050	5.988	09:08:06.779	
4 -	32.675	97.3	47.065	75.0	25.142	117.3	1:44.882	4.820	09:09:51.661	
5 -	32.459	96.5	47.863	76.2	IN PIT	4:49.842	P 30.22	3:09.780	09:14:41.503	
6 -	OUTLAP	92.4	47.120	76.4	24.653	115.5	1:50.199	10.137	09:16:31.702	
7 -	31.977	97.9	45.790	81.5	24.434	116.1	1:42.201	2.139	09:18:13.903	
8 -	31.704	97.5	45.702	82.6	24.353	117.5	1:41.759	1.697	09:19:55.662	
9 -	31.615	98.5	45.505	80.1	24.758	117.7	1:41.878	1.816	09:21:37.540	
10 -	31.619	98.8	45.324	84.0	24.142	116.9	1:41.085	(3) 86.65	1.023	09:23:18.625
11 -	31.221	101.8	45.222	83.0	24.007	117.7	1:40.450	(2) 87.20	0.388	09:24:59.075
12 -	31.183	100.7	44.931	87.2	23.948	116.9	1:40.062	(1) 87.54		09:26:39.137

P13 80		Callum BEY		Honda - RCD Motorsport						
LAP		SECTOR 1	SECTOR 2	SECTOR 3	LAP TIME	MPH	DIFF	TIME OF DAY		
1 -	OUTLAP	86.0	50.046	73.5	25.905	110.7	1:51.757	78.38	11.450	09:01:57.794
2 -	33.096	94.5	47.529	76.8	24.802	113.7	1:45.427	83.08	5.120	09:03:43.221
3 -	32.323	93.2	46.796	79.7	IN PIT	3:28.027	P 42.10	1:47.720	09:07:11.248	
4 -	OUTLAP	95.7	46.202	85.0	24.701	117.5	1:43.840	84.35	3.533	09:08:55.088
5 -	31.670	98.8	45.571	82.9	24.549	113.7	1:41.790	86.05	1.483	09:10:36.878
6 -	31.666	97.6	45.533	84.6	24.379	113.9	1:41.578	86.23	1.271	09:12:18.456
7 -	31.419	98.5	45.123	83.3	24.291	114.9	1:40.833	(3) 86.87	0.526	09:13:59.289
8 -	31.311	97.6	44.774	84.3	24.222	113.7	1:40.307	(1) 87.33		09:15:39.596
9 -	32.923	88.7	46.998	78.0	IN PIT	3:10.134	P 46.07	1:29.827	09:18:49.730	
10 -	OUTLAP	93.4	46.086	85.4	24.722	112.9	1:43.868	84.33	3.561	09:20:33.598
11 -	31.451	99.5	45.094	87.6	24.216	113.9	1:40.761	(2) 86.93	0.454	09:22:14.359
12 -	31.125	98.2	44.750	91.3	23.544	112.9	1:49.419	80.05	9.112	09:24:03.778
13 -	31.506	98.6	45.122	83.2	24.257	114.7	1:40.885	86.82	0.578	09:25:44.663

P14 44		Jake BAYFORD		Honda - j4ke.com						
LAP		SECTOR 1	SECTOR 2	SECTOR 3	LAP TIME	MPH	DIFF	TIME OF DAY		
1 -	OUTLAP	85.1	51.585	77.3	26.045	113.1	1:54.218	76.69	13.220	09:02:03.625
2 -	32.975	95.4	46.608	77.1	24.893	113.9	1:44.476	83.84	3.478	09:03:48.101
3 -	33.830	95.0	47.246	78.3	24.680	113.1	1:45.756	82.83	4.758	09:05:33.857
4 -	32.454	92.1	50.041	76.0	25.310	114.1	1:47.805	81.25	6.807	09:07:21.662
5 -	32.502	91.8	45.584	83.7	24.313	114.7	1:42.399	85.54	1.401	09:09:04.061
6 -	31.636	98.9	45.539	82.4	24.373	113.9	1:41.548	(3) 86.26	0.550	09:10:45.609
7 -	32.171	95.3	47.385	84.6	24.488	114.3	1:44.044	84.19	3.046	09:12:29.653
8 -	32.001	95.3	50.753	73.5	IN PIT	3:33.478	P 41.03	1:52.480	09:16:03.131	
9 -	OUTLAP	87.6	47.602	81.9	24.630	114.7	1:53.352	77.27	12.354	09:17:56.483
10 -	32.134	95.5	45.307	83.0	24.121	117.5	1:41.562	86.25	0.564	09:19:38.045
11 -	31.992	98.9	45.893	82.0	24.283	115.3	1:42.168	85.73	1.170	09:21:20.213
12 -	31.852	99.4	45.131	80.8	24.015	117.1	1:40.998	(1) 86.73		09:23:01.211
13 -	31.837	98.1	45.502	79.2	24.387	115.7	1:41.726	86.11	0.728	09:24:42.937
14 -	31.655	95.4	45.550	82.1	24.214	116.5	1:41.419	(2) 86.37	0.421	09:26:24.356

P15 3		Taz TAYLOR		Luyten Honda - FPW Racing						
LAP		SECTOR 1	SECTOR 2	SECTOR 3	LAP TIME	MPH	DIFF	TIME OF DAY		
1 -	OUTLAP	79.1	52.711	68.8	26.605	112.0	1:58.510	73.91	17.446	09:02:18.264
2 -	33.371	95.4	48.724	74.8	25.491	116.1	1:47.586	81.42	6.522	09:04:05.850
3 -	32.934	95.3	47.939	79.7	24.875	117.1	1:45.748	82.83	4.684	09:05:51.598
4 -	32.566	95.1	46.729	74.4	24.733	117.1	1:44.028	84.20	2.964	09:07:35.626
5 -	32.036	99.4	47.220	82.1	24.914	116.1	1:44.170	84.09	3.106	09:09:19.796
6 -	32.277	94.2	47.222	79.9	24.733	116.5	1:44.232	84.04	3.168	09:11:04.028
7 -	32.128	93.0	46.390	84.3	24.811	115.9	1:43.329	84.77	2.265	09:12:47.357
8 -	31.981	97.6	46.316	85.4	24.817	113.1	1:43.114	84.95	2.050	09:14:30.471
9 -	32.399	97.2	45.910	83.2	24.325	115.5	1:42.634	85.35	1.570	09:16:13.105
10 -	31.868	96.6	46.066	83.3	24.551	115.7	1:42.485	85.47	1.421	09:17:55.590
11 -	32.387	97.6	45.658	86.2	24.264	116.1	1:42.309	85.62	1.245	09:19:37.899

Weather / Track : Sunny / Dry

Brands Hatch GP

Circuit Length = 2.4332 miles

Start: 09:00 Flag 09:25 End: 09:27

MCRCB BULLETIN TK094

2013 MCE British Superbike Championship - Round 6

2013 Monster Energy British Motostar Championship

QUALIFYING 1 - SECTOR ANALYSIS

SECTOR 1 = FL to I1, SECTOR 2 = I1 to I2, SECTOR 3 = I2 to FL, DIFF = Difference To Personal Best Lap

12 -	31.806	99.1	45.928	83.0	24.357	117.1	1:42.091 (3)	85.80	1.027	09:21:19.990
13 -	31.551	100.6	45.401	83.0	24.112	117.5	1:41.064 (1)	86.67		09:23:01.054
14 -	32.312	98.5	45.648	81.0	24.242	118.5	1:42.202	85.71	1.138	09:24:43.256
15 -	31.676	99.5	45.487	82.4	24.107	119.6	1:41.270 (2)	86.49	0.206	09:26:24.526

P16 36		Jayson URIBE		Honda - Rock and Sons Racing							
LAP	SECTOR 1	SECTOR 2	SECTOR 3	LAP TIME	MPH	DIFF	TIME OF DAY				
1 -	OUTLAP	75.3	54.891	68.5	27.228	110.5	2:02.092	71.74	20.801	09:02:08.515	
2 -	33.967	85.9	51.170	69.9	26.665	112.2	1:51.802	78.35	10.511	09:04:00.317	
3 -	33.554	87.0	49.870	74.6	26.174	112.0	1:49.598	79.92	8.307	09:05:49.915	
4 -	33.605	88.8	48.283	76.4	25.502	112.0	1:47.390	81.57	6.099	09:07:37.305	
5 -	32.562	92.5	47.514	79.2	25.379	111.6	1:45.455	83.06	4.164	09:09:22.760	
6 -	32.173	94.2	46.965	81.0	25.325	110.7	1:44.463	83.85	3.172	09:11:07.223	
7 -	32.434	96.5	46.746	80.7	25.150	112.0	1:44.330	83.96	3.039	09:12:51.553	
8 -	31.966	94.3	46.617	80.8	25.186	111.2	1:43.769	84.41	2.478	09:14:35.322	
9 -	32.057	97.6	46.385	82.3	24.935	110.7	1:43.377	84.73	2.086	09:16:18.699	
10 -	31.611	97.3	46.222	82.9	24.878	111.1	1:42.711	85.28	1.420	09:18:01.410	
11 -	31.657	98.9	45.754	81.5	24.692	110.3	1:42.103	85.79	0.812	09:19:43.513	
12 -	31.359	100.1	45.349	81.3	24.583	112.9	1:41.291 (1)	86.48		09:21:24.804	
13 -	31.513	97.1	45.379	83.4	24.802	112.2	1:41.694 (2)	86.13	0.403	09:23:06.498	
14 -	31.330	99.1	46.039	85.3	24.684	111.2	1:42.053 (3)	85.83	0.762	09:24:48.551	
15 -	31.864	99.4	46.258	84.9	24.601	112.2	1:42.723	85.27	1.432	09:26:31.274	

P17 35		Elliot LODGE		Honda - SP125 / SpikeRacing							
LAP	SECTOR 1	SECTOR 2	SECTOR 3	LAP TIME	MPH	DIFF	TIME OF DAY				
1 -	OUTLAP	81.6	57.467	70.1	25.782	111.1	2:00.486	72.70	19.084	09:02:12.270	
2 -	33.079	94.5	48.521	66.9	25.726	113.1	1:47.326	81.61	5.924	09:03:59.596	
3 -	32.184	98.1	46.618	77.5	24.706	114.9	1:43.508	84.62	2.106	09:05:43.104	
4 -	32.384	87.7	47.814	70.7	25.001	114.5	1:45.199	83.26	3.797	09:07:28.303	
5 -	32.988	99.5	46.354	77.6	24.906	112.4	1:44.248	84.02	2.846	09:09:12.551	
6 -	31.976	98.3	46.103	79.7	24.865	111.8	1:42.944	85.09	1.542	09:10:55.495	
7 -	32.414	96.1	45.795	82.4	24.861	112.0	1:43.070	84.98	1.668	09:12:38.565	
8 -	32.096	97.8	47.504	79.1	24.875	111.8	1:44.475	83.84	3.073	09:14:23.040	
9 -	32.686	96.1	46.905	73.5	24.872	112.4	1:44.463	83.85	3.061	09:16:07.503	
10 -	32.020	95.0	46.758	75.3	24.781	113.1	1:43.559	84.58	2.157	09:17:51.062	
11 -	32.357	99.2	45.817	78.2	24.830	112.2	1:43.004	85.04	1.602	09:19:34.066	
12 -	31.617	99.4	45.324	78.8	24.585	112.4	1:41.526 (2)	86.28	0.124	09:21:15.592	
13 -	32.022	99.2	45.956	79.8	24.880	112.9	1:42.858	85.16	1.456	09:22:58.450	
14 -	31.511	100.1	45.441	78.8	24.450	113.1	1:41.402 (1)	86.38		09:24:39.852	
15 -	31.599	100.1	45.558	79.6	24.473	113.3	1:41.630 (3)	86.19	0.228	09:26:21.482	

P18 24		Daniel COSTILLA		Honda - Repli-Cast UK							
LAP	SECTOR 1	SECTOR 2	SECTOR 3	LAP TIME	MPH	DIFF	TIME OF DAY				
1 -	OUTLAP	69.2	52.728	74.5	26.867	117.9	1:59.914	73.05	17.736	09:02:07.482	
2 -	34.363	83.5	48.938	76.2	25.672	114.5	1:48.973	80.38	6.795	09:03:56.455	
3 -	33.589	90.1	47.224	79.3	25.198	117.1	1:46.011	82.63	3.833	09:05:42.466	
4 -	32.856	85.5	47.777	81.5	24.939	115.7	1:45.572	82.97	3.394	09:07:28.038	
5 -	33.385	93.8	46.579	82.6	24.642	117.7	1:44.606	83.74	2.428	09:09:12.644	
6 -	32.595	90.9	46.638	81.9	24.775	116.1	1:44.008	84.22	1.830	09:10:56.652	
7 -	32.508	89.9	45.810	83.4	24.560	116.1	1:42.878	85.14	0.700	09:12:39.530	
8 -	32.384	90.8	46.454	82.7	24.702	115.7	1:43.540	84.60	1.362	09:14:23.070	
9 -	32.355	95.5	46.663	86.7	24.479	114.3	1:43.497	84.63	1.319	09:16:06.567	
10 -	32.683	90.1	46.552	82.1	24.599	115.1	1:43.834	84.36	1.656	09:17:50.401	
11 -	33.318	90.6	46.037	80.9	24.449	116.1	1:43.804	84.38	1.626	09:19:34.205	
12 -	32.573	95.0	45.891	86.5	24.766	116.1	1:43.230	84.85	1.052	09:21:17.435	
13 -	32.433	98.2	45.702	80.3	24.454	115.5	1:42.589 (3)	85.38	0.411	09:23:00.024	
14 -	32.199	96.1	45.819	79.6	24.160	115.7	1:42.178 (1)	85.73		09:24:42.202	
15 -	32.216	99.5	46.348	81.5	23.960	119.1	1:42.524 (2)	85.44	0.346	09:26:24.726	

Weather / Track : Sunny / Dry

Brands Hatch GP

Circuit Length = 2.4332 miles

Start: 09:00 Flag 09:25 End: 09:27

MCRCB BULLETIN TK094

2013 MCE British Superbike Championship - Round 6

2013 Monster Energy British Motostar Championship

QUALIFYING 1 - SECTOR ANALYSIS

SECTOR 1 = FL to I1, SECTOR 2 = I1 to I2, SECTOR 3 = I2 to FL, DIFF = Difference To Personal Best Lap

P19 42 M3 James HOBSON		Honda - Two 4 Motorsport								
LAP	SECTOR 1	SECTOR 2			SECTOR 3		LAP TIME	MPH	DIFF	TIME OF DAY
1 -	OUTLAP	87.6	52.202	70.4	26.624	107.8	1:55.918	75.56	13.251	09:02:34.464
2 -	35.638	86.1	49.833	68.4	26.252	111.1	1:51.723	78.40	9.056	09:04:26.187
3 -	34.669	89.4	48.089	71.9	25.549	111.6	1:48.307	80.87	5.640	09:06:14.494
4 -	33.858	88.5	48.247	71.3	25.236	113.7	1:47.341	81.60	4.674	09:08:01.835
5 -	33.018	93.0	49.427	76.5	25.391	112.9	1:47.836	81.23	5.169	09:09:49.671
6 -	33.067	92.4	47.440	72.9	25.069	113.7	1:45.576	82.97	2.909	09:11:35.247
7 -	32.994	90.5	46.847	72.4	25.045	112.7	1:44.886	83.51	2.219	09:13:20.133
8 -	33.109	89.1	46.754	76.6	25.267	112.2	1:45.130	83.32	2.463	09:15:05.263
9 -	33.145	91.0	46.482	76.2	24.994	110.9	1:44.621	83.72	1.954	09:16:49.884
10 -	32.561	93.4	45.993	78.5	24.752	112.4	1:43.306	84.79	0.639	09:18:33.190
11 -	32.274	93.3	46.015	77.6	24.724	113.1	1:43.013	85.03	0.346	09:20:16.203
12 -	32.497	94.6	45.692	74.3	24.798	113.1	1:42.987 (3)	85.05	0.320	09:21:59.190
13 -	32.392	92.9	45.701	79.5	24.574	114.5	1:42.667 (1)	85.32		09:23:41.857
14 -	32.061	93.3	45.627	71.3	25.029	114.9	1:42.717 (2)	85.28	0.050	09:25:24.574

P20 54 Xavier ZAYAT		Honda - TWF / Banks Racing								
LAP	SECTOR 1	SECTOR 2			SECTOR 3		LAP TIME	MPH	DIFF	TIME OF DAY
1 -	OUTLAP	78.3	52.063	73.1	26.244	110.5	1:56.197	75.38	13.056	09:02:07.364
2 -	34.596	81.1	51.090	65.4	IN PIT		2:47.971 P	52.15	1:04.830	09:04:55.335
3 -	OUTLAP	90.4	50.173	73.9	25.847	111.1	1:52.524	77.84	9.383	09:06:47.859
4 -	33.590	97.3	48.322	79.3	25.147	111.8	1:47.059	81.82	3.918	09:08:34.918
5 -	33.040	96.5	47.475	72.7	25.255	111.4	1:45.770	82.81	2.629	09:10:20.688
6 -	33.116	93.9	46.836	79.1	25.121	111.4	1:45.073	83.36	1.932	09:12:05.761
7 -	32.556	95.5	46.755	81.4	24.911	113.3	1:44.222 (3)	84.04	1.081	09:13:49.983
8 -	32.136	98.2	46.221	78.3	24.837	111.4	1:43.194 (2)	84.88	0.053	09:15:33.177
9 -	33.314	94.3	46.266	84.3	25.138	111.2	1:44.718	83.65	1.577	09:17:17.895
10 -	33.503	91.3	49.419	74.6	IN PIT		2:38.822 P	55.15	55.681	09:19:56.717
11 -	OUTLAP	84.8	53.357	75.2	25.866	111.8	1:55.668	75.73	12.527	09:21:52.385
12 -	32.847	98.5	46.542	79.3	24.879	112.0	1:44.268	84.01	1.127	09:23:36.653
13 -	32.012	97.8	46.636	81.2	24.493	114.3	1:43.141 (1)	84.93		09:25:19.794

P21 11 Joseph THOMAS		Honda - Moto UK Racing								
LAP	SECTOR 1	SECTOR 2			SECTOR 3		LAP TIME	MPH	DIFF	TIME OF DAY
1 -	OUTLAP	68.1	54.026	61.3	27.824	110.0	2:00.980	72.40	17.475	09:02:21.510
2 -	34.741	82.5	49.866	66.3	26.277	110.7	1:50.884	79.00	7.379	09:04:12.394
3 -	33.699	87.7	49.142	74.9	25.974	110.5	1:48.815	80.50	5.310	09:06:01.209
4 -	33.180	88.7	48.578	71.7	25.752	110.9	1:47.510	81.47	4.005	09:07:48.719
5 -	32.706	90.4	47.289	76.6	25.133	112.5	1:45.128 (3)	83.32	1.623	09:09:33.847
6 -	32.655	94.9	46.995	76.9	25.271	112.5	1:44.921 (2)	83.48	1.416	09:11:18.768
7 -	32.236	92.5	46.499	78.3	24.770	112.4	1:43.505 (1)	84.63		09:13:02.273

P22 64 Asher DURHAM		Seel Honda - Repli-Cast UK								
LAP	SECTOR 1	SECTOR 2			SECTOR 3		LAP TIME	MPH	DIFF	TIME OF DAY
1 -	OUTLAP	71.3	57.272	66.7	27.512	113.3	2:05.020	70.06	21.388	09:02:13.062
2 -	34.204	90.4	49.446	74.0	25.280	115.7	1:48.930	80.41	5.298	09:04:01.992
3 -	32.964	86.4	49.157	72.0	25.866	114.7	1:47.987	81.11	4.355	09:05:49.979
4 -	33.107	90.1	47.652	74.3	25.370	114.5	1:46.129	82.53	2.497	09:07:36.108
5 -	32.624	93.3	49.598	76.7	25.106	114.7	1:47.328	81.61	3.696	09:09:23.436
6 -	33.203	93.4	47.436	78.6	25.053	112.9	1:45.692	82.88	2.060	09:11:09.128
7 -	33.092	91.3	47.384	78.9	24.880	114.3	1:45.356	83.14	1.724	09:12:54.484
8 -	32.491	94.5	47.366	76.6	24.750	114.1	1:44.607	83.74	0.975	09:14:39.091
9 -	32.613	94.3	46.879	75.9	24.832	112.9	1:44.324	83.96	0.692	09:16:23.415
10 -	32.482	94.9	46.420	79.4	24.730	114.5	1:43.632 (1)	84.52		09:18:07.047
11 -	32.525	96.2	46.900	78.5	24.853	115.1	1:44.278	84.00	0.646	09:19:51.325
12 -	32.953	84.4	48.552	73.5	25.703	114.3	1:47.208	81.70	3.576	09:21:38.533
13 -	32.424	96.1	46.816	77.9	25.023	113.5	1:44.263 (3)	84.01	0.631	09:23:22.796
14 -	32.457	90.6	46.766	77.5	24.819	114.3	1:44.042 (2)	84.19	0.410	09:25:06.838

Weather / Track : Sunny / Dry

Brands Hatch GP
Circuit Length = 2.4332 miles
Start: 09:00 Flag 09:25 End: 09:27

MCRCB BULLETIN TK094

2013 MCE British Superbike Championship - Round 6

2013 Monster Energy British Motostar Championship

QUALIFYING 1 - SECTOR ANALYSIS

SECTOR 1 = FL to I1, SECTOR 2 = I1 to I2, SECTOR 3 = I2 to FL, DIFF = Difference To Personal Best Lap

P23	13	M3	Sam BURMAN		Honda - WNT / Burman Racing					
LAP	SECTOR 1		SECTOR 2		SECTOR 3		LAP TIME	MPH	DIFF	TIME OF DAY
1 -	OUTLAP	84.8	52.881	67.1	26.756	112.7	1:56.766	75.02	12.960	09:02:27.268
2 -	34.583	91.9	49.795	69.1	26.523	116.3	1:50.901	78.98	7.095	09:04:18.169
3 -	33.159	96.4	48.669	75.8	25.834	114.7	1:47.662	81.36	3.856	09:06:05.831
4 -	33.251	93.9	48.167	81.5	25.142	115.5	1:46.560	82.20	2.754	09:07:52.391
5 -	34.398	91.5	49.702	74.3	IN PIT		5:39.843	P 25.77	3:56.037	09:13:32.234
6 -	OUTLAP	88.4	48.826	74.9	25.651	114.5	1:53.306	77.31	9.500	09:15:25.540
7 -	32.867	97.6	47.703	75.3	25.810	114.1	1:46.380	82.34	2.574	09:17:11.920
8 -	32.819	96.5	48.231	80.0	25.497	115.3	1:46.547	82.21	2.741	09:18:58.467
9 -	32.523	98.2	46.725	81.7	24.931	115.5	1:44.179	84.08	0.373	09:20:42.646
10 -	32.457	98.8	46.455	83.5	24.912	116.7	1:43.824	(2) 84.37	0.018	09:22:26.470
11 -	32.377	97.2	46.594	85.5	24.875	115.5	1:43.846	(3) 84.35	0.040	09:24:10.316
12 -	32.282	97.9	46.568	82.5	24.956	115.7	1:43.806	(1) 84.38		09:25:54.122

P24	41	Milo WARD		Luyten Honda - FPW Racing						
LAP	SECTOR 1		SECTOR 2		SECTOR 3		LAP TIME	MPH	DIFF	TIME OF DAY
1 -	OUTLAP	75.0	54.475	68.0	27.326	108.9	2:01.067	72.35	17.169	09:02:06.095
2 -	33.932	84.2	51.858	72.3	26.358	109.6	1:52.148	78.10	8.250	09:03:58.243
3 -	32.942	85.3	49.162	74.9	26.077	109.8	1:48.181	80.97	4.283	09:05:46.424
4 -	32.560	89.8	50.139	72.1	25.934	110.1	1:48.633	80.63	4.735	09:07:35.057
5 -	32.686	90.9	48.402	78.4	25.699	110.9	1:46.787	82.03	2.889	09:09:21.844
6 -	32.543	90.6	48.239	79.4	25.106	111.6	1:45.888	82.72	1.990	09:11:07.732
7 -	32.410	92.5	47.327	80.1	25.050	111.8	1:44.787	83.59	0.889	09:12:52.519
8 -	31.876	89.1	47.457	80.7	24.988	110.7	1:44.321	(3) 83.97	0.423	09:14:36.840
9 -	32.061	93.3	47.398	81.1	25.352	109.6	1:44.811	83.57	0.913	09:16:21.651
10 -	32.256	90.8	47.779	82.3	24.826	111.2	1:44.861	83.53	0.963	09:18:06.512
11 -	32.095	91.0	47.544	79.0	24.925	111.8	1:44.564	83.77	0.666	09:19:51.076
12 -	32.353	93.0	47.761	80.9	25.036	111.2	1:45.150	83.30	1.252	09:21:36.226
13 -	32.190	91.9	47.058	82.1	24.710	111.2	1:43.958	(2) 84.26	0.060	09:23:20.184
14 -	31.720	93.5	47.352	81.9	24.826	111.2	1:43.898	(1) 84.31		09:25:04.082

P25	72	Ricky TARREN		Honda - Cresswell Racing						
LAP	SECTOR 1		SECTOR 2		SECTOR 3		LAP TIME	MPH	DIFF	TIME OF DAY
1 -	OUTLAP	81.0	51.381	73.4	26.472	110.7	1:55.233	76.01	10.413	09:02:03.387
2 -	34.167	96.1	48.401	78.6	IN PIT		3:49.918	P 38.09	2:05.098	09:05:53.305
3 -	OUTLAP	90.3	49.297	80.6	25.803	111.1	1:51.072	78.86	6.252	09:07:44.377
4 -	33.440	96.6	48.184	73.1	25.763	108.9	1:47.387	81.57	2.567	09:09:31.764
5 -	33.160	97.6	47.087	83.1	25.510	111.4	1:45.757	(3) 82.82	0.937	09:11:17.521
6 -	32.823	97.6	46.850	81.1	25.147	110.7	1:44.820	(1) 83.57		09:13:02.341
7 -	35.676	92.4	48.068	79.2	25.670	110.3	1:49.414	80.06	4.594	09:14:51.755
8 -	33.106	94.7	47.638	77.2	25.463	109.4	1:46.207	82.47	1.387	09:16:37.962
9 -	32.750	96.4	47.970	81.5	25.650	107.2	1:46.370	82.35	1.550	09:18:24.332
10 -	32.830	98.1	47.176	79.4	25.151	110.1	1:45.157	(2) 83.30	0.337	09:20:09.489
11 -	32.819	94.6	47.502	79.7	IN PIT		3:17.539	P 44.34	1:32.719	09:23:27.028
12 -	OUTLAP	89.9	48.409	77.0	26.225	111.1	1:49.705	79.84	4.885	09:25:16.733

P26	77	Jason VERNON		Honda - SGR Racing						
LAP	SECTOR 1		SECTOR 2		SECTOR 3		LAP TIME	MPH	DIFF	TIME OF DAY
1 -	OUTLAP	81.1	56.361	61.3	28.316	106.0	2:04.792	70.19	19.754	09:02:25.433
2 -	34.565	82.9	51.451	69.6	26.771	109.4	1:52.787	77.66	7.749	09:04:18.220
3 -	33.398	87.0	49.636	73.7	26.051	108.5	1:49.085	80.30	4.047	09:06:07.305
4 -	32.958	87.7	48.999	76.0	26.060	108.4	1:48.017	81.09	2.979	09:07:55.322
5 -	33.031	90.6	49.061	74.9	26.530	109.1	1:48.622	80.64	3.584	09:09:43.944
6 -	32.476	92.3	48.264	77.0	25.872	108.5	1:46.612	82.16	1.574	09:11:30.556
7 -	32.557	88.3	48.422	77.9	25.999	106.5	1:46.978	81.88	1.940	09:13:17.534
8 -	32.642	91.5	49.291	72.7	IN PIT		3:19.478	P 43.91	1:34.440	09:16:37.012
9 -	OUTLAP	82.3	49.468	76.7	26.113	107.8	1:52.627	77.77	7.589	09:18:29.639
10 -	32.334	92.4	48.127	75.4	26.055	107.8	1:46.516	82.23	1.478	09:20:16.155
11 -	32.860	89.4	47.557	75.2	25.611	111.4	1:46.028	(3) 82.61	0.990	09:22:02.183
12 -	32.190	94.2	47.337	76.4	25.511	108.2	1:45.038	(1) 83.39		09:23:47.221

Weather / Track : Sunny / Dry

Brands Hatch GP

Circuit Length = 2.4332 miles

Start: 09:00 Flag 09:25 End: 09:27

MCRCB BULLETIN TK094

2013 MCE British Superbike Championship - Round 6

2013 Monster Energy British Motostar Championship

QUALIFYING 1 - SECTOR ANALYSIS

SECTOR 1 = FL to I1, SECTOR 2 = I1 to I2, SECTOR 3 = I2 to FL, DIFF = Difference To Personal Best Lap

13 - **32.168** 92.6 47.976 76.0 **25.273** 111.2 1:45.417 (2) 83.09 0.379 09:25:32.638

P27 79 M3		Chris TAYLOR		Honda - Elevator Bridle & Saddle Co / Coventry Ducati						
LAP	SECTOR 1	SECTOR 2	SECTOR 3	LAP TIME	MPH	DIFF	TIME OF DAY			
1 -	OUTLAP	69.9	58.195	46.4	29.512	113.3	2:08.105	68.38	20.297	09:02:27.188
2 -	35.526	81.8	51.448	57.2	26.597	115.5	1:53.571	77.13	5.763	09:04:20.759
3 -	33.565	88.6	49.861	59.4	26.768	114.9	1:50.194	79.49	2.386	09:06:10.953
4 -	33.852	82.4	50.010	60.7	26.117	115.9	1:49.979	79.65	2.171	09:08:00.932
5 -	33.175	85.1	50.860	61.1	26.514	114.9	1:50.549	79.23	2.741	09:09:51.481
6 -	33.585	85.4	49.403	63.0	26.171	114.5	1:49.159 (3)	80.24	1.351	09:11:40.640
7 -	33.297	87.0	51.120	61.7	26.704	112.2	1:51.121	78.83	3.313	09:13:31.761
8 -	33.460	87.8	49.493	63.0	26.918	112.9	1:49.871	79.72	2.063	09:15:21.632
9 -	33.305	86.1	49.081	65.3	26.142	113.1	1:48.528 (2)	80.71	0.720	09:17:10.160
10 -	33.723	83.0	49.638	60.1	IN PIT		2:42.840 P	53.79	55.032	09:19:53.000
11 -	OUTLAP	80.3	49.773	63.3	26.163	115.3	1:55.786	75.65	7.978	09:21:48.786
12 -	33.080	90.4	48.720	65.5	26.008	114.5	1:47.808 (1)	81.25		09:23:36.594
13 -	33.295	92.6	49.411	64.0	26.593	114.9	1:49.299	80.14	1.491	09:25:25.893

P28 48		Steve LAWTON		Honda - Cresswell Racing						
LAP	SECTOR 1	SECTOR 2	SECTOR 3	LAP TIME	MPH	DIFF	TIME OF DAY			
1 -	OUTLAP	72.8	1:03.020	59.8	31.859	91.0	2:18.970	63.03	30.483	09:02:52.614
2 -	39.373	80.4	55.104	63.6	29.395	102.1	2:03.872	70.71	15.385	09:04:56.486
3 -	37.346	77.4	52.779	69.0	28.057	105.0	1:58.182	74.12	9.695	09:06:54.668
4 -	36.361	82.4	51.283	73.0	27.141	106.1	1:54.785	76.31	6.298	09:08:49.453
5 -	35.424	82.3	49.918	70.1	26.703	107.0	1:52.045	78.18	3.558	09:10:41.498
6 -	34.751	84.8	49.596	75.4	26.159	108.4	1:50.506	79.27	2.019	09:12:32.004
7 -	35.611	82.8	51.461	71.6	IN PIT		5:20.116 P	27.36	3:31.629	09:17:52.120
8 -	OUTLAP	80.2	50.696	72.0	27.436	107.2	1:57.309	74.67	8.822	09:19:49.429
9 -	34.588	83.5	48.525	73.8	26.311	110.1	1:49.424 (3)	80.05	0.937	09:21:38.853
10 -	34.303	89.4	48.746	75.1	25.690	110.7	1:48.739 (2)	80.55	0.252	09:23:27.592
11 -	33.972	87.4	48.836	72.9	25.679	111.8	1:48.487 (1)	80.74		09:25:16.079

P29 71		David WALES		Honda - TAD Racing						
LAP	SECTOR 1	SECTOR 2	SECTOR 3	LAP TIME	MPH	DIFF	TIME OF DAY			
1 -	OUTLAP	80.8	53.463	66.9	27.057	107.2	2:02.315	71.61	13.329	09:02:06.373
2 -	34.736	80.8	51.729	65.8	26.999	105.0	1:53.464	77.20	4.478	09:03:59.837
3 -	34.746	86.1	50.399	69.9	26.462	105.6	1:51.607	78.48	2.621	09:05:51.444
4 -	34.577	88.3	49.623	73.5	26.341	105.3	1:50.541	79.24	1.555	09:07:41.985
5 -	34.361	87.8	50.026	70.0	26.050	106.8	1:50.437	79.31	1.451	09:09:32.422
6 -	34.043	89.7	49.318	73.4	25.721	106.8	1:49.082 (2)	80.30	0.096	09:11:21.504
7 -	34.916	74.9	1:08.497	66.7	27.619	107.7	2:11.032	66.85	22.046	09:13:32.536
8 -	33.733	89.7	49.795	71.8	26.445	105.3	1:49.973	79.65	0.987	09:15:22.509
9 -	33.938	89.7	49.418	72.0	26.294	108.2	1:49.650	79.88	0.664	09:17:12.159
10 -	33.579	90.4	49.188	77.6	26.219	107.2	1:48.986 (1)	80.37		09:19:01.145
11 -	33.561	92.8	49.130	77.8	26.640	105.8	1:49.331 (3)	80.12	0.345	09:20:50.476
12 -	34.375	88.3	51.294	74.0	26.411	106.5	1:52.080	78.15	3.094	09:22:42.556
13 -	34.452	87.3	50.049	67.1	26.366	106.1	1:50.867	79.01	1.881	09:24:33.423
14 -	34.461	88.1	49.252	72.3	26.154	105.8	1:49.867	79.73	0.881	09:26:23.290

P30 7		Jamie ASHBY		Honda - JPA Racing						
LAP	SECTOR 1	SECTOR 2	SECTOR 3	LAP TIME	MPH	DIFF	TIME OF DAY			
1 -	OUTLAP	70.2	57.044	55.6	29.362	106.6	2:07.885	68.49	16.489	09:02:26.845
2 -	37.118	76.7	53.581	70.1	27.798	109.2	1:58.497	73.92	7.101	09:04:25.342
3 -	35.618	76.1	53.640	61.2	IN PIT		3:24.217 P	42.89	1:32.821	09:07:49.559
4 -	OUTLAP	75.5	53.708	63.7	27.569	110.5	2:02.876	71.29	11.480	09:09:52.435
5 -	35.310	79.6	51.406	65.5	27.247	109.6	1:53.963	76.86	2.567	09:11:46.398
6 -	35.082	80.9	51.143	68.1	27.409	109.4	1:53.634	77.08	2.238	09:13:40.032
7 -	35.200	82.9	50.321	69.4	27.158	109.4	1:52.679	77.74	1.283	09:15:32.711
8 -	35.678	81.8	50.217	69.5	26.756	108.5	1:52.651	77.76	1.255	09:17:25.362
9 -	35.002	80.1	50.267	68.7	26.733	108.4	1:52.002	78.21	0.606	09:19:17.364
10 -	34.640	87.8	49.984	69.3	26.802	109.1	1:51.426 (3)	78.61	0.030	09:21:08.790

Brands Hatch GP

Circuit Length = 2.4332 miles

Start: 09:00 Flag 09:25 End: 09:27

Weather / Track : Sunny / Dry

MCRCB BULLETIN TK094

2013 MCE British Superbike Championship - Round 6

2013 Monster Energy British Motostar Championship

QUALIFYING 1 - SECTOR ANALYSIS

SECTOR 1 = FL to I1, SECTOR 2 = I1 to I2, SECTOR 3 = I2 to FL, DIFF = Difference To Personal Best Lap

11 -	34.582	86.8	50.258	69.9	26.556	110.5	1:51.396 (1)	78.63		09:23:00.186
12 -	35.008	84.3	49.695	70.7	26.695	109.6	1:51.398 (2)	78.63	0.002	09:24:51.584
13 -	35.208	86.1	50.183	69.1	27.270	107.2	1:52.661	77.75	1.265	09:26:44.245

MCRCB BULLETIN TK095**2013 MCE British Superbike Championship - Round 6****2013 Monster Energy British Motostar Championship****QUALIFYING 1 - BEST SPEEDS**

POS	SECTOR 1			SECTOR 2			FINISH LINE		
	NO	NAME	MPH	NO	NAME	MPH	NO	NAME	MPH
1	66	Joe IRVING	104.6	10	Peter SUTHERLAND	93.0	28	Bradley RAY	122.0
2	28	Bradley RAY	103.5	80	Callum BEY	91.3	66	Joe IRVING	120.2
3	95	Tarran MACKENZIE	103.0	40	Joe FRANCIS	90.6	3	Taz TAYLOR	119.6
4	45	Olly SIMPSON	102.9	34	Jordan WEAVING	90.3	45	Olly SIMPSON	119.4
5	10	Peter SUTHERLAND	102.4	17	Tom CARNE	90.0	17	Tom CARNE	119.1
6	34	Jordan WEAVING	102.4	95	Tarran MACKENZIE	89.8	24	Daniel COSTILLA	119.1
7	40	Joe FRANCIS	102.4	45	Olly SIMPSON	89.2	43	Arnie SHELTON	118.9
8	12	Edward RENDELL	101.9	28	Bradley RAY	88.0	95	Tarran MACKENZIE	118.9
9	67	Andy REID	101.8	12	Edward RENDELL	87.8	22	Stephanie WADDELOW	118.5
10	22	Stephanie WADDELOW	101.3	67	Andy REID	87.2	40	Joe FRANCIS	118.1
11	17	Tom CARNE	100.9	43	Arnie SHELTON	86.9	67	Andy REID	117.7
12	3	Taz TAYLOR	100.6	24	Daniel COSTILLA	86.7	44	Jake BAYFORD	117.5
13	35	Elliot LODGE	100.1	3	Taz TAYLOR	86.2	80	Callum BEY	117.5
14	36	Jayson URIBE	100.1	13	Sam BURMAN	85.5	13	Sam BURMAN	116.7
15	43	Arnie SHELTON	99.7	36	Jayson URIBE	85.3	34	Jordan WEAVING	116.7
16	24	Daniel COSTILLA	99.5	44	Jake BAYFORD	84.6	10	Peter SUTHERLAND	116.5
17	80	Callum BEY	99.5	54	Xavier ZAYAT	84.3	79	Chris TAYLOR	115.9
18	44	Jake BAYFORD	99.4	22	Stephanie WADDELOW	84.2	64	Asher DURHAM	115.7
19	13	Sam BURMAN	98.8	66	Joe IRVING	83.2	12	Edward RENDELL	115.1
20	54	Xavier ZAYAT	98.5	72	Ricky TARREN	83.1	35	Elliot LODGE	114.9
21	72	Ricky TARREN	98.1	35	Elliot LODGE	82.4	42	James HOBSON	114.9
22	64	Asher DURHAM	96.2	41	Milo WARD	82.3	54	Xavier ZAYAT	114.3
23	11	Joseph THOMAS	94.9	42	James HOBSON	79.5	36	Jayson URIBE	112.9
24	42	James HOBSON	94.6	64	Asher DURHAM	79.4	11	Joseph THOMAS	112.5
25	77	Jason VERNON	94.2	11	Joseph THOMAS	78.3	41	Milo WARD	111.8
26	41	Milo WARD	93.5	77	Jason VERNON	77.9	48	Steve LAWTON	111.8
27	71	David WALES	92.8	71	David WALES	77.8	72	Ricky TARREN	111.4
28	79	Chris TAYLOR	92.6	48	Steve LAWTON	75.4	77	Jason VERNON	111.4
29	48	Steve LAWTON	89.4	7	Jamie ASHBY	70.7	7	Jamie ASHBY	110.5
30	7	Jamie ASHBY	87.8	79	Chris TAYLOR	65.5	71	David WALES	108.2

Weather / Track : Sunny / Dry

Results can be found at www.tsl-timing.com

Brands Hatch GP

Circuit Length = 2.4332 miles

Start: 09:00 Flag 09:25 End: 09:27

Printed - 09:30 Saturday, 20 July 2013

MCRCB BULLETIN TK096

2013 MCE British Superbike Championship - Round 6

2013 Monster Energy British Motostar Championship

QUALIFYING 1 - BEST SECTORS

SECTOR 1			SECTOR 2			SECTOR 3			IDEAL / BEST COMPARISON						
POS	NO	NAME	TIME	NO	NAME	TIME	NO	NAME	TIME	POS	NO	NAME	IDEAL	BEST	DIFF
1	40	FRANCIS	30.100	28	RAY	43.364	28	RAY	23.319				PERFECT LAP	1:36.783	
2	95	MACKENZIE	30.299	40	FRANCIS	43.380	45	SIMPSON	23.356	1	40	FRANCIS	1:37.013	1:37.252	0.239
3	12	RENDELL	30.335	45	SIMPSON	43.472	95	MACKENZIE	23.380	2	28	RAY	1:37.226	1:37.407	0.181
4	45	SIMPSON	30.446	95	MACKENZIE	43.605	40	FRANCIS	23.533	3	45	SIMPSON	1:37.274	1:37.476	0.202
5	34	WEAVING	30.474	17	CARNE	43.844	12	RENDELL	23.660	4	95	MACKENZIE	1:37.284	1:37.512	0.228
6	17	CARNE	30.486	10	SUTHERLAND	43.851	43	SHELTON	23.736	5	17	CARNE	1:38.086	1:38.221	0.135
7	28	RAY	30.543	66	IRVING	43.957	17	CARNE	23.756	6	12	RENDELL	1:38.271	1:38.427	0.156
8	66	IRVING	30.794	43	SHELTON	44.170	66	IRVING	23.761	7	66	IRVING	1:38.512	1:38.986	0.474
9	10	SUTHERLAND	30.860	12	RENDELL	44.276	34	WEAVING	23.774	8	34	WEAVING	1:38.539	1:38.801	0.262
10	22	WADDELOW	30.960	34	WEAVING	44.291	22	WADDELOW	23.837	9	10	SUTHERLAND	1:38.555	1:38.652	0.097
11	80	BEY	31.125	22	WADDELOW	44.316	10	SUTHERLAND	23.844	10	22	WADDELOW	1:39.113	1:39.248	0.135
12	67	REID	31.183	80	BEY	44.750	67	REID	23.948	11	43	SHELTON	1:39.301	1:39.540	0.239
13	36	URIBE	31.330	67	REID	44.931	24	COSTILLA	23.960	12	67	REID	1:40.062	1:40.062	0.000
14	43	SHELTON	31.395	44	BAYFORD	45.131	44	BAYFORD	24.015	13	80	BEY	1:40.091	1:40.307	0.216
15	35	LODGE	31.511	35	LODGE	45.324	3	TAYLOR	24.107	14	44	BAYFORD	1:40.782	1:40.998	0.216
16	3	TAYLOR	31.551	36	URIBE	45.349	80	BEY	24.216	15	3	TAYLOR	1:41.059	1:41.064	0.005
17	44	BAYFORD	31.636	3	TAYLOR	45.401	35	LODGE	24.450	16	36	URIBE	1:41.262	1:41.291	0.029
18	41	WARD	31.720	42	HOBSON	45.627	54	ZAYAT	24.493	17	35	LODGE	1:41.285	1:41.402	0.117
19	54	ZAYAT	32.012	24	COSTILLA	45.702	42	HOBSON	24.574	18	24	COSTILLA	1:41.861	1:42.178	0.317
20	42	HOBSON	32.061	54	ZAYAT	46.221	36	URIBE	24.583	19	42	HOBSON	1:42.262	1:42.667	0.405
21	77	VERNON	32.168	64	DURHAM	46.420	41	WARD	24.710	20	54	ZAYAT	1:42.726	1:43.141	0.415
22	24	COSTILLA	32.199	13	BURMAN	46.455	64	DURHAM	24.730	21	41	WARD	1:43.488	1:43.898	0.410
23	11	THOMAS	32.236	11	THOMAS	46.499	11	THOMAS	24.770	22	11	THOMAS	1:43.505	1:43.505	0.000
24	13	BURMAN	32.282	72	TARREN	46.850	13	BURMAN	24.875	23	64	DURHAM	1:43.574	1:43.632	0.058
25	64	DURHAM	32.424	41	WARD	47.058	72	TARREN	25.147	24	13	BURMAN	1:43.612	1:43.806	0.194
26	72	TARREN	32.750	77	VERNON	47.337	77	VERNON	25.273	25	72	TARREN	1:44.747	1:44.820	0.073
27	79	TAYLOR	33.080	48	LAWTON	48.525	48	LAWTON	25.679	26	77	VERNON	1:44.778	1:45.038	0.260
28	71	WALES	33.561	79	TAYLOR	48.720	71	WALES	25.721	27	79	TAYLOR	1:47.808	1:47.808	0.000
29	48	LAWTON	33.972	71	WALES	49.130	79	TAYLOR	26.008	28	48	LAWTON	1:48.176	1:48.487	0.311
30	7	ASHBY	34.582	7	ASHBY	49.695	7	ASHBY	26.556	29	71	WALES	1:48.412	1:48.986	0.574
										30	7	ASHBY	1:50.833	1:51.396	0.563

Weather / Track : Sunny / Dry

Results can be found at www.tsl-timing.com

Brands Hatch GP

Circuit Length = 2.4332 miles

Start: 09:00 Flag 09:25 End: 09:27

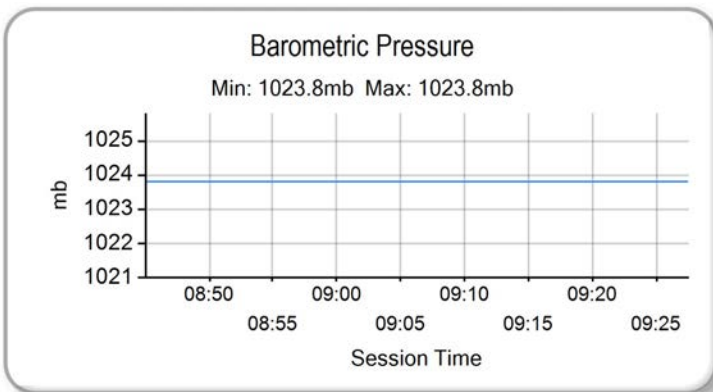
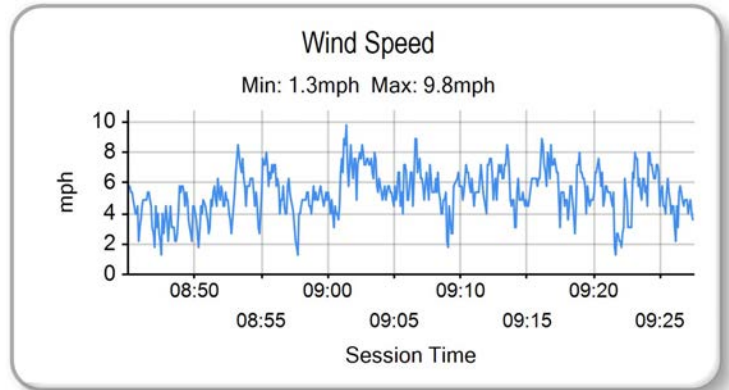
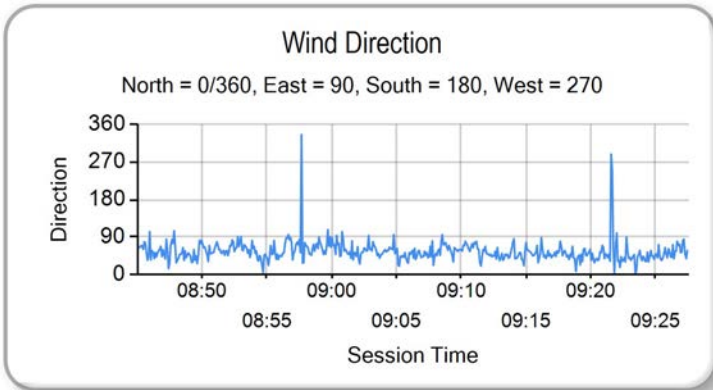
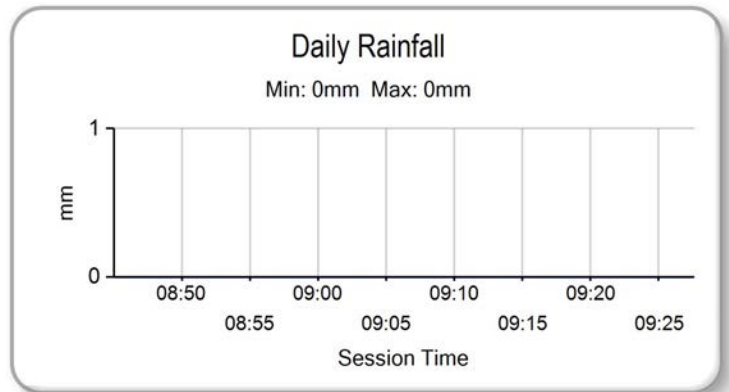
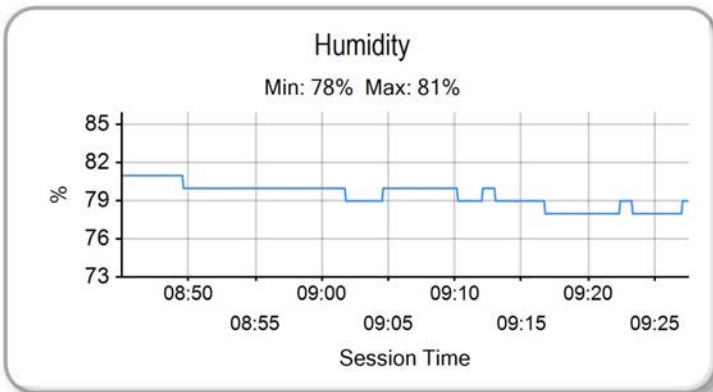
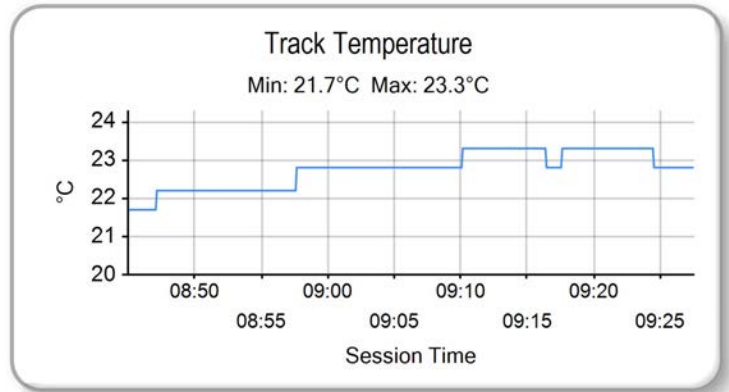
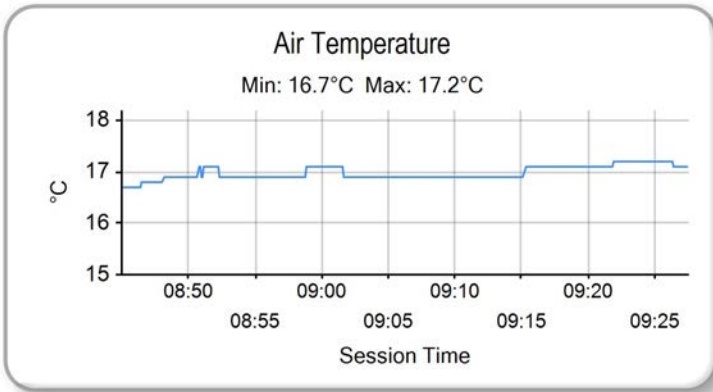
Printed - 09:31 Saturday, 20 July 2013

MCRCB BULLETIN TK097

2013 MCE British Superbike Championship - Round 6

2013 Monster Energy British Motostar Championship

QUALIFYING 1 - WEATHER CONDITIONS



Weather / Track : Sunny / Dry

Results can be found at www.tsl-timing.com

Brands Hatch GP
Circuit Length = 2.4332 miles
Start: 09:00 Flag 09:25 End: 09:27

Printed - 09:31 Saturday, 20 July 2013

QUALIFYING - COMBINED CLASSIFICATION



POS	NO	CL	PIC NAME	ENTRY	FIRST		SECOND		GAP	DIFF
					TIME	LAPS	TIME	LAPS		
1	95	M3	1 Tarran MACKENZIE	KTM - Redline KTM	1:37.512	15	1:36.018	15		
2	34	M3	2 Jordan WEAVING	KTM - Jordan Racing / Burkert	1:38.801	14	1:36.171	15	0.153	0.153
3	45	M3	3 Oilly SIMPSON	KTM - Oilly Simpson Racing	1:37.476	14	1:36.424	14	0.406	0.253
4	28		1 Bradley RAY	EE - FAB Racing	1:37.407	12	1:36.426	9	0.408	0.002
5	17		2 Tom CARNE	Honda - TC Racing / SP125 racing	1:38.221	13	1:36.567	16	0.549	0.141
6	40	M3	4 Joe FRANCIS	Honda - Team WD40	1:37.252	14	1:36.785	14	0.767	0.218
7	12		3 Edward RENDELL	Honda - Banks Racing	1:38.427	13	1:36.988	9	0.970	0.203
8	66	M3	5 Joe IRVING	KTM - RS Racing / The Toad and Tatle Pub	1:38.986	13	1:37.355	14	1.337	0.367
9	10		4 Peter SUTHERLAND	Aprilia - Kinpac Racing / Floorcoat UK	1:38.652	14	1:37.718	15	1.700	0.363
10	43		5 Arnie SHELTON	Honda - e3 motorsport	1:39.540	13	1:37.940	14	1.922	0.222
11	80		6 Callum BEY	Honda - RCD Motorsport	1:40.307	13	1:38.016	15	1.998	0.076
12	22		7 Stephanie WADDELOW	Aprilia - Moto Strada	1:39.248	14	1:38.242	15	2.224	0.226
13	67		8 Andy REID	Honda - RS Racing	1:40.062	12	1:38.451	14	2.433	0.209
14	3		9 Taz TAYLOR	Luyten Honda - FPW Racing	1:41.064	15	1:39.163	15	3.145	0.712
15	44		10 Jake BAYFORD	Honda - j4ke.com	1:40.998	14	1:39.633	13	3.615	0.470
16	41		11 Milo WARD	Luyten Honda - FPW Racing	1:43.898	14	1:40.338	13	4.320	0.705
17	72		12 Ricky TARREN	Honda - Cresswell Racing	1:44.820	12	1:40.388	15	4.370	0.050
18	24		13 Daniel COSTILLA	Honda - Repli-Cast UK	1:42.178	15	1:40.472	14	4.454	0.084
19	35		14 Elliot LODGE	Honda - SP125 / SpikeRacing	1:41.402	15	1:40.707	12	4.689	0.235
20	36		15 Jayson URIBE	Honda - Rock and Sons Racing	1:41.291	15	1:42.243	13	5.273	0.584
21	11		16 Joseph THOMAS	Honda - Moto UK Racing	1:43.505	7	1:41.932	12	5.914	0.641
22	13	M3	6 Sam BURMAN	Honda - WNT / Burman Racing	1:43.806	12	1:41.996	13	5.978	0.064
23	64		17 Asher DURHAM	Seel Honda - Repli-Cast UK	1:43.632	14	1:42.162	15	6.144	0.166
24	42	M3	7 James HOBSON	Honda - Two 4 Motorsport	1:42.667	14	1:42.195	13	6.177	0.033
25	77		18 Jason VERNON	Honda - SGR Racing	1:45.038	13	1:42.278	14	6.260	0.083
26	54		19 Xavier ZAYAT	Honda - TWF / Banks Racing	1:43.141	13	1:42.516	11	6.498	0.238
27	48		20 Steve LAWTON	Honda - Cresswell Racing	1:48.487	11	1:43.942	9	7.924	1.426
28	79	M3	8 Chris TAYLOR	Honda - Elevator Bridle & Saddle Co / Coventry Ducati	1:47.808	13	1:45.286	12	9.268	1.344

QUALIFYING LAPTIME (110.0% of 1:36.018) = 1:45.619

29	71	21	David WALES	Honda - TAD Racing	1:48.986	14	1:48.728	14	12.710	3.442
30	7	22	Jamie ASHBY	Honda - JPA Racing	1:51.396	13	1:49.363	13	13.345	0.635

Weather / Track : Cloudy / Dry

These results are provisional until the conclusion of any judicial and technical matters.

Brands Hatch GP

Circuit Length = 2.4332 miles

Start: 14:15 Flag 14:40 End: 14:42

Race Director :	Stewards :	Timekeeper :
-----------------	------------	--------------

Results can be found at www.britishsuperbike.com

Printed - 14:42 Saturday, 20 July 2013

QUALIFYING 2 - CLASSIFICATION



POS	NO	CL	PIC NAME	ENTRY	TIME	ON	LAPS	GAP	DIFF	MPH
1	95	M3	1 Tarran MACKENZIE	KTM - Redline KTM	1:36.018	12	15			91.23
2	34	M3	2 Jordan WEAVING	KTM - Jordan Racing / Burkert	1:36.171	15	15	0.153	0.153	91.08
3	45	M3	3 Olly SIMPSON	KTM - Olly Simpson Racing	1:36.424	11	14	0.406	0.253	90.84
4	28		1 Bradley RAY	EE - FAB Racing	1:36.426	8	9	0.408	0.002	90.84
5	17		2 Tom CARNE	Honda - TC Racing / SP125 racing	1:36.567	14	16	0.549	0.141	90.71
6	40	M3	4 Joe FRANCIS	Honda - Team WD40	1:36.785	14	14	0.767	0.218	90.50
7	12		3 Edward RENDELL	Honda - Banks Racing	1:36.988	8	9	0.970	0.203	90.31
8	66	M3	5 Joe IRVING	KTM - RS Racing / The Toad and Tatie Pub	1:37.355	13	14	1.337	0.367	89.97
9	10		4 Peter SUTHERLAND	Aprilia - Kinpac Racing / Floorcoat UK	1:37.718	12	15	1.700	0.363	89.64
10	43		5 Arnie SHELTON	Honda - e3 motorsport	1:37.940	14	14	1.922	0.222	89.44
11	80		6 Callum BEY	Honda - RCD Motorsport	1:38.016	15	15	1.998	0.076	89.37
12	22		7 Stephanie WADDELOW	Aprilia - Moto Strada	1:38.242	15	15	2.224	0.226	89.16
13	67		8 Andy REID	Honda - RS Racing	1:38.451	12	14	2.433	0.209	88.97
14	3		9 Taz TAYLOR	Luyten Honda - FPW Racing	1:39.163	11	15	3.145	0.712	88.33
15	44		10 Jake BAYFORD	Honda - j4ke.com	1:39.633	13	13	3.615	0.470	87.92
16	41		11 Milo WARD	Luyten Honda - FPW Racing	1:40.338	12	13	4.320	0.705	87.30
17	72		12 Ricky TARREN	Honda - Cresswell Racing	1:40.388	14	15	4.370	0.050	87.25
18	24		13 Daniel COSTILLA	Honda - Repli-Cast UK	1:40.472	13	14	4.454	0.084	87.18
19	35		14 Elliot LODGE	Honda - SP125 / SpikeRacing	1:40.707	12	12	4.689	0.235	86.98
20	11		15 Joseph THOMAS	Honda - Moto UK Racing	1:41.932	12	12	5.914	1.225	85.93
21	13	M3	6 Sam BURMAN	Honda - WNT / Burman Racing	1:41.996	12	13	5.978	0.064	85.88
22	64		16 Asher DURHAM	Seel Honda - Repli-Cast UK	1:42.162	5	15	6.144	0.166	85.74
23	42	M3	7 James HOBSON	Honda - Two 4 Motorsport	1:42.195	11	13	6.177	0.033	85.71
24	36		17 Jayson URIBE	Honda - Rock and Sons Racing	1:42.243	8	13	6.225	0.048	85.67
25	77		18 Jason VERNON	Honda - SGR Racing	1:42.278	13	14	6.260	0.035	85.64
26	54		19 Xavier ZAYAT	Honda - TWF / Banks Racing	1:42.516	5	11	6.498	0.238	85.44
27	48		20 Steve LAWTON	Honda - Cresswell Racing	1:43.942	8	9	7.924	1.426	84.27
28	79	M3	8 Chris TAYLOR	Honda - Elevator Bridle & Saddle Co / Coventry Ducati	1:45.286	11	12	9.268	1.344	83.20
QUALIFYING LAPTIME (110.0% of 1:36.018) = 1:45.619										
29	71		21 David WALES	Honda - TAD Racing	1:48.728	10	14	12.710	3.442	80.56
30	7		22 Jamie ASHBY	Honda - JPA Racing	1:49.363	13	13	13.345	0.635	80.09

Weather / Track : Cloudy / Dry

These results are provisional until the conclusion of any judicial and technical matters.

Brands Hatch GP

Circuit Length = 2.4332 miles

Start: 14:15 Flag 14:40 End: 14:42

Race Director :	Stewards :	Timekeeper :
-----------------	------------	--------------

Results can be found at www.britishsuperbike.com

Printed - 14:44 Saturday, 20 July 2013

MCRCB BULLETIN TK138

2013 MCE British Superbike Championship - Round 6

2013 Monster Energy British Motostar Championship

QUALIFYING 2 - SECTOR ANALYSIS

SECTOR 1 = FL to I1, SECTOR 2 = I1 to I2, SECTOR 3 = I2 to FL, DIFF = Difference To Personal Best Lap

P1	95 M3	Tarran MACKENZIE					KTM - Redline KTM				
LAP	SECTOR 1		SECTOR 2		SECTOR 3		LAP TIME	MPH	DIFF	TIME OF DAY	
1 -	OUTLAP	91.9	46.407	81.1	24.560	116.9	1:50.493	79.27	14.475	14:17:29.763	
2 -	30.697	101.9	44.388	86.3	23.659	116.1	1:38.744	88.71	2.726	14:19:08.507	
3 -	30.387	103.8	44.183	84.9	23.509	118.1	1:38.079	89.31	2.061	14:20:46.586	
4 -	30.225	100.9	51.078	81.4	23.758	118.3	1:45.061	83.37	9.043	14:22:31.647	
5 -	38.537	94.6	44.900	87.2	23.710	117.7	1:47.147	81.75	11.129	14:24:18.794	
6 -	30.233	103.0	45.305	82.8	IN PIT		2:00.549	P 72.66	24.531	14:26:19.343	
7 -	OUTLAP	98.6	44.663	87.3	23.573	118.5	1:41.708	86.12	5.690	14:28:01.051	
8 -	30.034	103.5	43.578	90.0	23.213	119.4	1:36.825	90.47	0.807	14:29:37.876	
9 -	30.186	104.0	43.606	90.0	23.335	118.5	1:37.127	90.18	1.109	14:31:15.003	
10 -	29.832	105.6	43.368	90.9	23.130	118.9	1:36.330	(3) 90.93	0.312	14:32:51.333	
11 -	30.103	103.7	43.232	90.9	23.152	119.1	1:36.487	90.78	0.469	14:34:27.820	
12 -	29.726	105.1	43.304	92.6	22.988	122.2	1:36.018	(1) 91.23		14:36:03.838	
13 -	30.825	100.1	43.503	90.4	23.167	118.9	1:37.495	89.84	1.477	14:37:41.333	
14 -	29.740	105.3	43.302	89.1	23.312	117.7	1:36.354	90.91	0.336	14:39:17.687	
15 -	29.744	105.1	43.552	90.6	22.943	121.5	1:36.239	(2) 91.02	0.221	14:40:53.926	

P2	34 M3	Jordan WEAVING					KTM - Jordan Racing / Burkert				
LAP	SECTOR 1		SECTOR 2		SECTOR 3		LAP TIME	MPH	DIFF	TIME OF DAY	
1 -	OUTLAP	96.5	46.474	86.0	24.502	112.7	1:43.718	84.45	7.547	14:17:56.623	
2 -	30.793	101.8	44.518	89.0	23.890	111.8	1:39.201	88.30	3.030	14:19:35.824	
3 -	30.621	101.8	44.275	89.7	23.771	114.3	1:38.667	88.78	2.496	14:21:14.491	
4 -	30.354	101.9	45.524	88.1	23.729	113.9	1:39.607	87.94	3.436	14:22:54.098	
5 -	30.461	102.2	43.922	90.5	23.562	113.9	1:37.945	89.43	1.774	14:24:32.043	
6 -	30.198	102.1	44.769	79.7	26.626	114.1	1:41.593	86.22	5.422	14:26:13.636	
7 -	30.121	102.4	43.577	91.0	23.460	115.5	1:37.158	90.16	0.987	14:27:50.794	
8 -	29.977	102.7	43.678	91.5	23.483	115.7	1:37.138	90.17	0.967	14:29:27.932	
9 -	30.296	103.4	43.596	93.5	23.529	115.3	1:37.421	89.91	1.250	14:31:05.353	
10 -	29.967	103.0	43.311	88.8	24.554	94.9	1:37.832	89.53	1.661	14:32:43.185	
11 -	39.836	85.2	51.310	89.1	23.752	112.4	1:54.898	76.24	18.727	14:34:38.083	
12 -	31.129	99.4	44.573	90.9	23.425	115.3	1:39.127	88.36	2.956	14:36:17.210	
13 -	30.059	102.1	43.636	92.3	23.351	115.3	1:37.046	(3) 90.26	0.875	14:37:54.256	
14 -	30.077	103.2	43.550	92.0	23.348	115.3	1:36.975	(2) 90.33	0.804	14:39:31.231	
15 -	29.931	103.4	43.156	92.8	23.084	116.7	1:36.171	(1) 91.08		14:41:07.402	

P3	45 M3	Oilly SIMPSON					KTM - Oilly Simpson Racing				
LAP	SECTOR 1		SECTOR 2		SECTOR 3		LAP TIME	MPH	DIFF	TIME OF DAY	
1 -	OUTLAP	92.4	45.640	83.6	23.811	115.9	1:43.184	84.89	6.760	14:18:10.107	
2 -	30.508	102.2	44.191	88.1	23.584	115.5	1:38.283	89.12	1.859	14:19:48.390	
3 -	30.418	102.9	43.796	87.2	23.413	116.9	1:37.627	89.72	1.203	14:21:26.017	
4 -	30.249	103.2	43.680	87.2	23.366	115.9	1:37.295	90.03	0.871	14:23:03.312	
5 -	30.247	103.2	43.510	87.4	23.457	117.3	1:37.214	90.10	0.790	14:24:40.526	
6 -	30.302	102.2	43.475	88.6	IN PIT		3:00.333	P 48.57	1:23.909	14:27:40.859	
7 -	OUTLAP	101.6	43.808	88.0	23.264	117.7	1:38.651	88.79	2.227	14:29:19.510	
8 -	30.081	102.7	44.668	80.6	23.491	117.9	1:38.240	89.16	1.816	14:30:57.750	
9 -	30.490	100.6	43.666	85.1	23.423	117.9	1:37.579	89.77	1.155	14:32:35.329	
10 -	30.346	101.9	43.366	88.0	23.402	117.5	1:37.114	90.20	0.690	14:34:12.443	
11 -	30.049	103.5	43.318	90.0	23.057	118.9	1:36.424	(1) 90.84		14:35:48.867	
12 -	30.537	98.1	44.362	85.3	23.540	119.4	1:38.439	88.98	2.015	14:37:27.306	
13 -	30.229	103.4	43.100	90.6	23.139	117.5	1:36.468	(2) 90.80	0.044	14:39:03.774	
14 -	30.478	101.3	43.245	89.3	23.113	116.9	1:36.836	(3) 90.46	0.412	14:40:40.610	

P4	28	Bradley RAY					EE - FAB Racing				
LAP	SECTOR 1		SECTOR 2		SECTOR 3		LAP TIME	MPH	DIFF	TIME OF DAY	
1 -	OUTLAP	82.7	46.242	80.6	23.928	121.7	1:43.961	84.26	7.535	14:17:06.167	
2 -	30.634	96.2	44.404	84.2	23.451	121.1	1:38.489	88.94	2.063	14:18:44.656	
3 -	30.946	99.5	43.701	89.0	23.447	118.9	1:38.094	89.30	1.668	14:20:22.750	
4 -	30.381	101.5	43.194	88.0	23.742	121.3	1:37.317	(3) 90.01	0.891	14:22:00.067	
5 -	30.236	101.6	43.192	87.0	23.308	119.6	1:36.736	(2) 90.55	0.310	14:23:36.803	
6 -	33.541	91.1	46.348	79.6	IN PIT		3:06.197	P 47.04	1:29.771	14:26:43.000	

Brands Hatch GP

Circuit Length = 2.4332 miles

Start: 14:15 Flag 14:40 End: 14:42

Weather / Track : Cloudy / Dry

MCRCB BULLETIN TK138

2013 MCE British Superbike Championship - Round 6

2013 Monster Energy British Motostar Championship

QUALIFYING 2 - SECTOR ANALYSIS

SECTOR 1 = FL to I1, SECTOR 2 = I1 to I2, SECTOR 3 = I2 to FL, DIFF = Difference To Personal Best Lap

7 -	OUTLAP	96.2	44.555	82.6	23.606	120.6	1:40.876	86.83	4.450	14:28:23.876
8 -	30.259	103.7	42.977	91.5	23.190	123.5	1:36.426 (1)	90.84		14:30:00.302
9 -	31.798	77.6	48.238	82.3	23.507	121.1	1:43.543	84.60	7.117	14:31:43.845

P5	17	Tom CARNE		Honda - TC Racing / SP125 racing							
LAP	SECTOR 1	SECTOR 2	SECTOR 3	LAP TIME	MPH	DIFF	TIME OF DAY				
1 -	OUTLAP	88.0	47.685	76.3	24.565	118.9	1:46.015	82.62	9.448	14:17:04.407	
2 -	31.455	100.6	44.384	80.5	24.246	114.7	1:40.085	87.52	3.518	14:18:44.492	
3 -	31.169	96.9	44.082	89.0	24.014	116.3	1:39.265	88.24	2.698	14:20:23.757	
4 -	30.447	100.1	43.682	87.0	23.627	117.7	1:37.756	89.60	1.189	14:22:01.513	
5 -	30.325	102.1	43.430	87.0	23.599	117.1	1:37.354	89.97	0.787	14:23:38.867	
6 -	30.251	101.9	43.850	80.3	24.881	116.9	1:38.982	88.49	2.415	14:25:17.849	
7 -	31.104	101.3	43.574	86.7	23.673	117.9	1:38.351	89.06	1.784	14:26:56.200	
8 -	31.638	86.4	45.648	84.5	23.732	117.7	1:41.018	86.71	4.451	14:28:37.218	
9 -	30.383	101.2	43.602	87.1	23.608	117.1	1:37.593	89.75	1.026	14:30:14.811	
10 -	30.155	101.2	43.487	88.4	23.475	118.1	1:37.117	90.19	0.550	14:31:51.928	
11 -	30.164	102.1	43.906	86.0	23.641	116.9	1:37.711	89.65	1.144	14:33:29.639	
12 -	30.132	101.8	43.275	89.3	23.562	117.3	1:36.969 (3)	90.33	0.402	14:35:06.608	
13 -	29.871	102.9	43.143	85.9	23.679	116.7	1:36.693 (2)	90.59	0.126	14:36:43.301	
14 -	29.958	101.0	42.952	90.0	23.657	117.1	1:36.567 (1)	90.71		14:38:19.868	
15 -	30.307	102.2	43.440	88.1	24.154	115.7	1:37.901	89.47	1.334	14:39:57.769	
16 -	29.895	103.2	43.210	90.9	24.454	112.5	1:37.559	89.79	0.992	14:41:35.328	

P6	40 M3	Joe FRANCIS		Honda - Team WD40							
LAP	SECTOR 1	SECTOR 2	SECTOR 3	LAP TIME	MPH	DIFF	TIME OF DAY				
1 -	OUTLAP	83.3	49.116	77.9	25.104	112.2	1:50.708	79.12	13.923	14:17:23.133	
2 -	31.348	96.5	44.345	86.1	23.938	116.7	1:39.631	87.92	2.846	14:19:02.764	
3 -	30.482	100.9	43.871	88.4	23.862	116.1	1:38.215	89.19	1.430	14:20:40.979	
4 -	30.999	94.1	47.238	82.3	27.457	97.8	1:45.694	82.87	8.909	14:22:26.673	
5 -	34.640	81.1	45.394	83.4	24.259	112.9	1:44.293	83.99	7.508	14:24:10.966	
6 -	31.328	92.0	53.277	80.7	24.517	112.9	1:49.122	80.27	12.337	14:26:00.088	
7 -	30.452	100.4	43.698	92.5	23.621	115.1	1:37.771 (3)	89.59	0.986	14:27:37.859	
8 -	30.450	97.3	44.975	86.4	IN PIT		3:20.108 P	43.77	1:43.323	14:30:57.967	
9 -	OUTLAP	85.3	45.957	88.6	24.147	112.2	1:45.997	82.64	9.212	14:32:43.964	
10 -	36.065	77.6	47.970	89.5	24.083	113.7	1:48.118	81.02	11.333	14:34:32.082	
11 -	30.230	100.1	43.462	91.9	23.530	116.9	1:37.222 (2)	90.10	0.437	14:36:09.304	
12 -	30.261	100.1	43.645	87.4	26.862	114.5	1:40.768	86.93	3.983	14:37:50.072	
13 -	33.193	80.0	45.512	90.9	24.091	115.5	1:42.796	85.21	6.011	14:39:32.868	
14 -	30.046	102.1	43.193	91.8	23.546	115.5	1:36.785 (1)	90.50		14:41:09.653	

P7	12	Edward RENDELL		Honda - Banks Racing							
LAP	SECTOR 1	SECTOR 2	SECTOR 3	LAP TIME	MPH	DIFF	TIME OF DAY				
1 -	OUTLAP	87.2	47.366	78.9	24.733	114.3	1:45.758	82.82	8.770	14:17:22.785	
2 -	31.286	101.3	44.542	86.8	24.080	111.4	1:39.908	87.67	2.920	14:19:02.693	
3 -	30.865	101.2	45.250	86.2	23.700	113.7	1:39.815	87.76	2.827	14:20:42.508	
4 -	30.497	101.6	44.986	87.1	23.923	113.7	1:39.406	88.12	2.418	14:22:21.914	
5 -	30.470	102.1	43.662	90.6	23.611	113.9	1:37.743 (2)	89.62	0.755	14:23:59.657	
6 -	30.377	102.7	44.535	86.1	24.680	113.9	1:39.592	87.95	2.604	14:25:39.249	
7 -	31.301	100.1	43.740	86.5	23.776	113.1	1:38.817 (3)	88.64	1.829	14:27:18.066	
8 -	30.107	101.9	43.501	86.1	23.380	115.9	1:36.988 (1)	90.31		14:28:55.054	
9 -	30.908	101.6	43.619	88.5	24.334	112.5	1:38.861	88.60	1.873	14:30:33.915	

P8	66 M3	Joe IRVING		KTM - RS Racing / The Toad and Tatle Pub							
LAP	SECTOR 1	SECTOR 2	SECTOR 3	LAP TIME	MPH	DIFF	TIME OF DAY				
1 -	OUTLAP	85.5	46.437	76.5	24.359	123.1	1:44.410	83.89	7.055	14:17:06.855	
2 -	31.976	100.7	44.434	79.9	24.079	119.1	1:40.489	87.17	3.134	14:18:47.344	
3 -	31.090	99.7	44.306	83.7	23.707	119.6	1:39.103	88.39	1.748	14:20:26.447	
4 -	30.855	102.4	43.627	82.5	23.790	122.0	1:38.272	89.13	0.917	14:22:04.719	
5 -	30.651	103.8	43.782	81.3	23.768	118.3	1:38.201	89.20	0.846	14:23:42.920	
6 -	31.319	99.8	43.731	85.3	24.130	118.9	1:39.180	88.32	1.825	14:25:22.100	
7 -	30.537	95.4	44.129	82.2	IN PIT		2:59.456 P	48.81	1:22.101	14:28:21.556	

Brands Hatch GP
 Circuit Length = 2.4332 miles
 Start: 14:15 Flag 14:40 End: 14:42

Weather / Track : Cloudy / Dry

MCRCB BULLETIN TK138

2013 MCE British Superbike Championship - Round 6

2013 Monster Energy British Motostar Championship

QUALIFYING 2 - SECTOR ANALYSIS

SECTOR 1 = FL to I1, SECTOR 2 = I1 to I2, SECTOR 3 = I2 to FL, DIFF = Difference To Personal Best Lap

8 -	OUTLAP	99.2	43.637	86.4	23.545	120.9	1:40.693	86.99	3.338	14:30:02.249
9 -	30.538	92.1	46.418	83.9	23.663	119.6	1:40.619	87.05	3.264	14:31:42.868
10 -	30.508	100.0	43.944	76.5	23.746	122.2	1:38.198	89.20	0.843	14:33:21.066
11 -	30.357	102.6	43.676	82.1	23.403	119.4	1:37.436 (2)	89.90	0.081	14:34:58.502
12 -	30.538	100.9	44.318	82.4	23.403	118.7	1:38.259	89.15	0.904	14:36:36.761
13 -	30.429	101.8	43.499	84.0	23.427	118.5	1:37.355 (1)	89.97		14:38:14.116
14 -	30.449	100.6	43.730	85.5	23.861	118.9	1:38.040 (3)	89.34	0.685	14:39:52.156

P9 10		Peter SUTHERLAND		Aprilia - Kinpac Racing / Floorcoat UK							
LAP		SECTOR 1	SECTOR 2	SECTOR 3	LAP TIME	MPH	DIFF	TIME OF DAY			
1 -	OUTLAP	94.9	46.413	73.5	24.579	113.9	1:44.138	84.11	6.420	14:16:57.933	
2 -	31.565	100.1	44.646	84.7	24.073	113.5	1:40.284	87.35	2.566	14:18:38.217	
3 -	31.141	99.4	45.293	87.0	23.886	114.1	1:40.320	87.31	2.602	14:20:18.537	
4 -	30.794	101.0	44.262	88.0	23.768	115.1	1:38.824	88.64	1.106	14:21:57.361	
5 -	31.105	99.7	44.772	89.0	23.807	116.1	1:39.684	87.87	1.966	14:23:37.045	
6 -	31.295	100.1	44.130	86.0	24.228	114.9	1:39.653	87.90	1.935	14:25:16.698	
7 -	31.384	100.1	44.149	90.5	23.666	115.1	1:39.199	88.30	1.481	14:26:55.897	
8 -	31.161	97.6	44.806	90.5	23.718	116.1	1:39.685	87.87	1.967	14:28:35.582	
9 -	30.810	101.5	43.956	85.2	23.660	115.5	1:38.426	88.99	0.708	14:30:14.008	
10 -	30.867	101.6	44.195	86.5	23.539	116.3	1:38.601	88.84	0.883	14:31:52.609	
11 -	30.858	99.8	43.979	89.1	23.554	115.9	1:38.391 (3)	89.03	0.673	14:33:31.000	
12 -	30.611	101.8	43.623	90.6	23.484	115.7	1:37.718 (1)	89.64		14:35:08.718	
13 -	32.322	96.5	46.378	81.5	IN PIT		2:59.674 P	48.75	1:21.956	14:38:08.392	
14 -	OUTLAP	95.7	44.802	91.1	23.918	115.7	1:41.544	86.26	3.826	14:39:49.936	
15 -	30.859	101.8	43.450	90.5	23.505	116.3	1:37.814 (2)	89.55	0.096	14:41:27.750	

P10 43		Arnie SHELTON		Honda - e3 motorsport							
LAP		SECTOR 1	SECTOR 2	SECTOR 3	LAP TIME	MPH	DIFF	TIME OF DAY			
1 -	OUTLAP	93.2	47.381	77.6	24.564	118.7	1:46.631	82.15	8.691	14:17:11.375	
2 -	32.178	95.3	45.407	83.4	24.042	116.1	1:41.627	86.19	3.687	14:18:53.002	
3 -	31.697	98.3	44.093	82.8	23.728	117.1	1:39.518	88.02	1.578	14:20:32.520	
4 -	30.974	98.8	44.156	84.0	24.087	118.5	1:39.217	88.28	1.277	14:22:11.737	
5 -	31.185	100.0	43.947	84.8	23.579	117.9	1:38.711 (3)	88.74	0.771	14:23:50.448	
6 -	30.843	97.1	45.701	84.9	IN PIT		3:20.871 P	43.60	1:42.931	14:27:11.319	
7 -	OUTLAP	82.6	47.794	85.7	23.987	117.9	1:45.053	83.38	7.113	14:28:56.372	
8 -	31.083	96.9	44.596	87.2	23.671	119.6	1:39.350	88.17	1.410	14:30:35.722	
9 -	31.255	100.1	44.161	84.8	23.755	117.1	1:39.171	88.33	1.231	14:32:14.893	
10 -	33.379	65.7	56.773	82.9	24.280	116.9	1:54.432	76.55	16.492	14:34:09.325	
11 -	30.998	101.2	44.563	86.2	23.572	117.3	1:39.133	88.36	1.193	14:35:48.458	
12 -	30.810	100.0	44.377	87.0	23.605	117.7	1:38.792	88.66	0.852	14:37:27.250	
13 -	31.078	100.0	43.613	86.2	23.473	116.9	1:38.164 (2)	89.23	0.224	14:39:05.414	
14 -	31.102	101.2	43.365	86.8	23.473	117.5	1:37.940 (1)	89.44		14:40:43.354	

P11 80		Callum BEY		Honda - RCD Motorsport							
LAP		SECTOR 1	SECTOR 2	SECTOR 3	LAP TIME	MPH	DIFF	TIME OF DAY			
1 -	OUTLAP	89.4	46.966	83.3	25.078	113.9	1:45.527	83.01	7.511	14:17:00.942	
2 -	32.029	97.1	45.147	83.8	24.709	112.2	1:41.885	85.97	3.869	14:18:42.827	
3 -	31.932	91.1	45.341	82.7	24.166	115.3	1:41.439	86.35	3.423	14:20:24.266	
4 -	31.336	97.5	45.027	83.4	24.016	116.3	1:40.379	87.26	2.363	14:22:04.645	
5 -	31.236	87.8	48.243	81.5	24.831	113.5	1:44.310	83.97	6.294	14:23:48.955	
6 -	31.013	100.9	44.469	86.2	24.117	112.9	1:39.599	87.95	1.583	14:25:28.554	
7 -	31.095	97.8	44.792	80.8	23.968	118.3	1:39.855	87.72	1.839	14:27:08.409	
8 -	32.280	93.2	45.386	85.3	IN PIT		1:58.322 P	74.03	20.306	14:29:06.731	
9 -	OUTLAP	95.8	45.609	86.4	24.278	114.7	1:42.171	85.73	4.155	14:30:48.902	
10 -	30.713	100.4	44.260	87.1	24.035	114.7	1:39.008	88.47	0.992	14:32:27.910	
11 -	31.126	100.7	44.199	87.2	23.925	115.3	1:39.250	88.26	1.234	14:34:07.160	
12 -	30.781	100.9	44.274	88.0	23.864	113.7	1:38.919 (3)	88.55	0.903	14:35:46.079	
13 -	30.839	101.3	44.197	85.2	23.890	114.3	1:38.926	88.54	0.910	14:37:25.005	
14 -	30.679	100.1	44.054	87.6	23.700	115.9	1:38.433 (2)	88.99	0.417	14:39:03.438	
15 -	30.653	101.9	43.858	86.5	23.505	116.1	1:38.016 (1)	89.37		14:40:41.454	

Weather / Track : Cloudy / Dry

Brands Hatch GP

Circuit Length = 2.4332 miles

Start: 14:15 Flag 14:40 End: 14:42

MCRCB BULLETIN TK138

2013 MCE British Superbike Championship - Round 6

2013 Monster Energy British Motostar Championship

QUALIFYING 2 - SECTOR ANALYSIS

SECTOR 1 = FL to I1, SECTOR 2 = I1 to I2, SECTOR 3 = I2 to FL, DIFF = Difference To Personal Best Lap

P12	22	Stephanie WADDELOW					Aprilia - Moto Strada				
LAP		SECTOR 1	SECTOR 2		SECTOR 3		LAP TIME	MPH	DIFF	TIME OF DAY	
1 -	OUTLAP	85.1	48.017	72.6	24.702	118.1	1:47.779	81.27	9.537	14:17:04.315	
2 -	32.257	95.1	45.844	75.1	24.877	117.1	1:42.978	85.06	4.736	14:18:47.293	
3 -	31.553	99.2	45.405	78.7	24.646	117.1	1:41.604	86.21	3.362	14:20:28.897	
4 -	31.314	98.8	45.151	78.3	24.080	119.8	1:40.545	87.12	2.303	14:22:09.442	
5 -	31.380	101.5	44.720	81.0	24.222	117.3	1:40.322	87.31	2.080	14:23:49.764	
6 -	31.255	100.0	44.430	81.6	23.754	118.3	1:39.439	88.09	1.197	14:25:29.203	
7 -	30.687	103.2	46.693	66.3	IN PIT		2:48.585	P 51.96	1:10.343	14:28:17.788	
8 -	OUTLAP	98.5	45.412	80.9	23.977	118.7	1:42.542	85.42	4.300	14:30:00.330	
9 -	31.581	95.1	45.251	78.9	23.991	118.1	1:40.823	86.88	2.581	14:31:41.153	
10 -	31.092	98.9	44.959	78.2	23.800	118.7	1:39.851	87.72	1.609	14:33:21.004	
11 -	30.774	101.9	44.417	80.2	23.915	118.3	1:39.106	88.38	0.864	14:35:00.110	
12 -	30.618	103.0	44.490	81.2	23.731	119.1	1:38.839	88.62	0.597	14:36:38.949	
13 -	30.661	102.9	44.297	84.0	23.682	117.7	1:38.640	(2) 88.80	0.398	14:38:17.589	
14 -	30.736	103.2	44.229	82.8	23.820	117.7	1:38.785	(3) 88.67	0.543	14:39:56.374	
15 -	30.578	103.0	43.936	84.3	23.728	117.5	1:38.242	(1) 89.16		14:41:34.616	

P13	67	Andy REID					Honda - RS Racing				
LAP		SECTOR 1	SECTOR 2		SECTOR 3		LAP TIME	MPH	DIFF	TIME OF DAY	
1 -	OUTLAP	88.8	47.741	76.2	24.982	117.1	1:46.573	82.19	8.122	14:17:04.257	
2 -	32.026	98.5	45.087	75.2	24.256	117.5	1:41.369	86.41	2.918	14:18:45.626	
3 -	31.937	102.2	45.798	81.1	24.511	116.9	1:42.246	85.67	3.795	14:20:27.872	
4 -	31.728	96.6	45.528	81.4	24.088	117.9	1:41.344	86.43	2.893	14:22:09.216	
5 -	31.377	99.2	44.717	84.7	24.263	116.5	1:40.357	87.28	1.906	14:23:49.573	
6 -	31.317	99.7	44.149	84.0	23.731	119.1	1:39.197	88.30	0.746	14:25:28.770	
7 -	30.722	100.9	44.812	83.1	23.891	117.3	1:39.425	88.10	0.974	14:27:08.195	
8 -	32.305	96.5	44.909	80.7	IN PIT		3:45.883	P 38.78	2:07.432	14:30:54.078	
9 -	OUTLAP	95.8	44.886	74.6	26.875	119.6	1:45.921	82.70	7.470	14:32:39.999	
10 -	30.817	99.2	44.066	83.4	23.745	118.3	1:38.628	(3) 88.81	0.177	14:34:18.627	
11 -	30.565	97.6	44.561	87.2	23.637	117.5	1:38.763	88.69	0.312	14:35:57.390	
12 -	30.610	102.4	44.091	84.7	23.750	117.7	1:38.451	(1) 88.97		14:37:35.841	
13 -	30.822	101.2	44.349	82.3	23.952	116.9	1:39.123	88.37	0.672	14:39:14.964	
14 -	30.919	101.8	43.891	87.9	23.766	118.7	1:38.576	(2) 88.86	0.125	14:40:53.540	

P14	3	Taz TAYLOR					Luyten Honda - FPW Racing				
LAP		SECTOR 1	SECTOR 2		SECTOR 3		LAP TIME	MPH	DIFF	TIME OF DAY	
1 -	OUTLAP	92.6	46.232	83.5	24.364	117.5	1:44.867	83.53	5.704	14:17:01.646	
2 -	31.530	96.6	45.485	85.1	24.111	117.7	1:41.126	86.62	1.963	14:18:42.772	
3 -	31.568	96.1	45.432	84.0	24.238	116.3	1:41.238	86.52	2.075	14:20:24.010	
4 -	31.284	98.2	44.993	85.9	23.906	117.5	1:40.183	87.43	1.020	14:22:04.193	
5 -	31.433	101.3	44.534	87.3	23.890	117.1	1:39.857	87.72	0.694	14:23:44.050	
6 -	31.175	100.9	44.701	85.3	24.081	115.9	1:39.957	87.63	0.794	14:25:24.007	
7 -	31.120	100.3	45.685	76.0	24.462	116.5	1:41.267	86.50	2.104	14:27:05.274	
8 -	31.188	99.4	44.790	84.9	23.924	117.5	1:39.902	87.68	0.739	14:28:45.176	
9 -	31.626	98.8	44.576	85.2	23.941	117.5	1:40.143	87.47	0.980	14:30:25.319	
10 -	31.073	98.2	44.826	87.1	23.862	116.1	1:39.761	87.80	0.598	14:32:05.080	
11 -	31.162	100.4	44.275	85.2	23.726	117.7	1:39.163	(1) 88.33		14:33:44.243	
12 -	32.612	93.8	44.631	86.2	23.832	116.7	1:41.075	86.66	1.912	14:35:25.318	
13 -	31.109	100.0	44.391	84.7	23.882	116.9	1:39.382	(2) 88.14	0.219	14:37:04.700	
14 -	31.172	100.4	44.708	84.7	23.779	115.9	1:39.659	87.89	0.496	14:38:44.359	
15 -	31.208	99.7	44.303	87.1	24.036	115.1	1:39.547	(3) 87.99	0.384	14:40:23.906	

P15	44	Jake BAYFORD					Honda - j4ke.com				
LAP		SECTOR 1	SECTOR 2		SECTOR 3		LAP TIME	MPH	DIFF	TIME OF DAY	
1 -	OUTLAP	91.8	48.048	71.1	25.182	114.9	1:47.638	81.38	8.005	14:17:06.271	
2 -	32.295	95.4	45.575	78.3	24.155	115.1	1:42.025	85.85	2.392	14:18:48.296	
3 -	31.885	98.5	45.724	74.0	IN PIT		4:11.550	P 34.82	2:31.917	14:22:59.846	
4 -	OUTLAP	77.5	51.506	74.5	25.043	112.2	2:04.170	70.54	24.537	14:25:04.016	
5 -	32.646	98.1	45.636	82.0	24.466	113.7	1:42.748	85.25	3.115	14:26:46.764	
6 -	31.927	98.8	45.815	81.0	24.322	114.3	1:42.064	85.82	2.431	14:28:28.828	

Weather / Track : Cloudy / Dry

Brands Hatch GP

Circuit Length = 2.4332 miles

Start: 14:15 Flag 14:40 End: 14:42

MCRCB BULLETIN TK138

2013 MCE British Superbike Championship - Round 6

2013 Monster Energy British Motostar Championship

QUALIFYING 2 - SECTOR ANALYSIS

SECTOR 1 = FL to I1, SECTOR 2 = I1 to I2, SECTOR 3 = I2 to FL, DIFF = Difference To Personal Best Lap

7 -	33.135	82.6	50.667	79.8	24.307	114.9	1:48.109	81.02	8.476	14:30:16.937
8 -	31.415	99.7	44.937	82.6	24.317	113.5	1:40.669	87.01	1.036	14:31:57.606
9 -	31.450	100.3	45.134	80.7	24.049	116.7	1:40.633 (3)	87.04	1.000	14:33:38.239
10 -	31.411	97.1	46.063	79.3	24.232	113.1	1:41.706	86.12	2.073	14:35:19.945
11 -	31.316	99.8	44.735	84.8	24.065	114.5	1:40.116 (2)	87.49	0.483	14:37:00.061
12 -	31.277	99.1	45.372	84.0	24.121	113.3	1:40.770	86.92	1.137	14:38:40.831
13 -	31.311	100.1	44.368	85.8	23.954	114.9	1:39.633 (1)	87.92		14:40:20.464

P16 41		Milo WARD		Luyten Honda - FPW Racing							
LAP	SECTOR 1	SECTOR 2	SECTOR 3	LAP TIME	MPH	DIFF	TIME OF DAY				
1 -	OUTLAP	82.9	49.632	73.6	26.536	114.3	1:51.153	78.80	10.815	14:17:07.446	
2 -	32.799	92.6	47.616	79.6	25.366	110.1	1:45.781	82.81	5.443	14:18:53.227	
3 -	32.086	91.8	46.724	79.3	24.998	110.1	1:43.808	84.38	3.470	14:20:37.035	
4 -	31.679	93.2	46.629	82.0	IN PIT		5:08.801	P 28.36	3:28.463	14:25:45.836	
5 -	OUTLAP	85.4	47.836	79.1	25.111	112.5	1:47.954	81.14	7.616	14:27:33.790	
6 -	31.723	94.6	46.033	82.8	24.443	113.5	1:42.199	85.71	1.861	14:29:15.989	
7 -	31.820	92.8	46.399	80.7	24.389	113.3	1:42.608	85.37	2.270	14:30:58.597	
8 -	31.038	96.6	45.715	81.1	24.417	112.4	1:41.170 (2)	86.58	0.832	14:32:39.767	
9 -	31.479	97.2	45.502	84.5	24.351	112.2	1:41.332 (3)	86.44	0.994	14:34:21.099	
10 -	31.398	94.9	46.542	82.9	24.439	113.1	1:42.379	85.56	2.041	14:36:03.478	
11 -	31.968	95.4	45.674	83.4	24.052	113.3	1:41.694	86.13	1.356	14:37:45.172	
12 -	30.998	98.9	45.290	84.2	24.050	112.5	1:40.338 (1)	87.30		14:39:25.510	
13 -	32.522	86.2	48.248	81.5	24.732	109.8	1:45.502	83.03	5.164	14:41:11.012	

P17 72		Ricky TARREN		Honda - Cresswell Racing							
LAP	SECTOR 1	SECTOR 2	SECTOR 3	LAP TIME	MPH	DIFF	TIME OF DAY				
1 -	OUTLAP	88.6	48.768	74.3	25.744	112.4	1:49.466	80.02	9.078	14:17:06.584	
2 -	32.952	97.9	46.264	81.5	25.080	110.9	1:44.296	83.99	3.908	14:18:50.880	
3 -	33.051	96.6	46.133	83.9	24.972	110.1	1:44.156	84.10	3.768	14:20:35.036	
4 -	32.003	97.1	47.346	78.9	24.950	109.1	1:44.299	83.98	3.911	14:22:19.335	
5 -	32.346	94.2	46.022	82.8	24.687	109.8	1:43.055	85.00	2.667	14:24:02.390	
6 -	31.833	98.1	45.683	84.7	25.035	107.8	1:42.551	85.41	2.163	14:25:44.941	
7 -	32.347	94.2	46.387	84.2	24.999	109.1	1:43.733	84.44	3.345	14:27:28.674	
8 -	32.120	96.0	46.291	83.5	24.891	108.9	1:43.302	84.79	2.914	14:29:11.976	
9 -	32.091	97.2	45.525	87.2	24.784	110.3	1:42.400	85.54	2.012	14:30:54.376	
10 -	31.699	97.9	45.609	87.8	24.632	109.8	1:41.940	85.93	1.552	14:32:36.316	
11 -	32.148	97.1	45.255	85.3	24.433	110.9	1:41.836	86.01	1.448	14:34:18.152	
12 -	31.587	100.0	47.417	73.5	25.885	110.5	1:44.889	83.51	4.501	14:36:03.041	
13 -	31.445	99.4	45.543	86.1	24.381	109.4	1:41.369 (3)	86.41	0.981	14:37:44.410	
14 -	31.068	99.1	45.146	85.1	24.174	108.9	1:40.388 (1)	87.25		14:39:24.798	
15 -	31.836	99.7	45.128	84.0	24.361	109.4	1:41.325 (2)	86.45	0.937	14:41:06.123	

P18 24		Daniel COSTILLA		Honda - Repli-Cast UK							
LAP	SECTOR 1	SECTOR 2	SECTOR 3	LAP TIME	MPH	DIFF	TIME OF DAY				
1 -	OUTLAP	84.4	48.104	76.6	25.185	119.4	1:47.625	81.39	7.153	14:17:06.708	
2 -	32.242	95.3	45.697	78.7	24.333	116.3	1:42.272	85.65	1.800	14:18:48.980	
3 -	32.189	93.9	45.378	78.4	24.158	116.7	1:41.725	86.11	1.253	14:20:30.705	
4 -	32.159	98.8	45.349	83.8	24.096	120.4	1:41.604	86.21	1.132	14:22:12.309	
5 -	32.523	92.9	46.228	82.6	24.457	115.1	1:43.208	84.87	2.736	14:23:55.517	
6 -	32.831	97.2	45.942	82.7	24.552	115.5	1:43.325	84.77	2.853	14:25:38.842	
7 -	31.958	99.5	44.959	81.3	24.219	116.7	1:41.136 (3)	86.61	0.664	14:27:19.978	
8 -	32.200	95.1	46.222	81.0	26.570	114.3	1:44.992	83.43	4.520	14:29:04.970	
9 -	33.634	85.5	47.408	74.5	IN PIT		3:27.413	P 42.23	1:46.941	14:32:32.383	
10 -	OUTLAP	91.8	45.816	79.0	24.212	116.9	1:46.216	82.47	5.744	14:34:18.599	
11 -	32.828	94.2	45.618	72.2	25.071	116.9	1:43.517	84.62	3.045	14:36:02.116	
12 -	32.025	96.5	45.300	80.8	24.327	115.7	1:41.652	86.17	1.180	14:37:43.768	
13 -	31.378	97.1	44.979	82.6	24.115	115.7	1:40.472 (1)	87.18		14:39:24.240	
14 -	31.760	98.6	45.410	81.6	23.965	116.7	1:41.135 (2)	86.61	0.663	14:41:05.375	

Weather / Track : Cloudy / Dry

Brands Hatch GP

Circuit Length = 2.4332 miles

Start: 14:15 Flag 14:40 End: 14:42

MCRCB BULLETIN TK138

2013 MCE British Superbike Championship - Round 6

2013 Monster Energy British Motostar Championship

QUALIFYING 2 - SECTOR ANALYSIS

SECTOR 1 = FL to I1, SECTOR 2 = I1 to I2, SECTOR 3 = I2 to FL, DIFF = Difference To Personal Best Lap

P19 35		Elliot LODGE		Honda - SP125 / SpikeRacing								
LAP		SECTOR 1	SECTOR 2		SECTOR 3		LAP TIME	MPH	DIFF	TIME OF DAY		
1 -	OUTLAP	86.9	47.452	74.1	25.277	116.3	1:47.007	81.86	6.300	14:17:07.623		
2 -		31.994	100.1	45.597	80.0	24.624	112.7	1:42.215	85.70	1.508	14:18:49.838	
3 -		31.932	99.4	45.595	75.1	IN PIT		6:26.854	P	22.64	4:46.147	14:25:16.692
4 -	OUTLAP	93.5	49.552	74.5	25.543	114.5	1:50.371	79.36	9.664	14:27:07.063		
5 -		32.250	97.5	45.751	80.1	24.611	113.3	1:42.612	85.36	1.905	14:28:49.675	
6 -		31.412	98.5	45.831	80.3	24.540	112.2	1:41.783	86.06	1.076	14:30:31.458	
7 -		31.385	100.4	45.060	79.6	24.608	112.0	1:41.053	(3)	86.68	0.346	14:32:12.511
8 -		31.414	99.5	45.361	80.8	24.363	113.1	1:41.138	86.61	0.431	14:33:53.649	
9 -		31.479	101.3	46.798	80.0	24.351	111.8	1:42.628	85.35	1.921	14:35:36.277	
10 -		31.421	99.1	45.310	80.6	24.266	112.2	1:40.997	(2)	86.73	0.290	14:37:17.274
11 -		31.090	100.7	45.458	80.7	24.517	111.2	1:41.065	86.67	0.358	14:38:58.339	
12 -		31.358	100.1	45.003	81.9	24.346	112.2	1:40.707	(1)	86.98		14:40:39.046

P20 11		Joseph THOMAS		Honda - Moto UK Racing								
LAP		SECTOR 1	SECTOR 2		SECTOR 3		LAP TIME	MPH	DIFF	TIME OF DAY		
1 -	OUTLAP	81.6	48.677	70.7	25.420	112.2	1:48.757	80.54	6.825	14:17:09.737		
2 -		32.656	90.8	47.232	77.3	25.100	110.7	1:44.988	83.43	3.056	14:18:54.725	
3 -		32.466	95.3	47.322	80.4	24.919	111.6	1:44.707	83.66	2.775	14:20:39.432	
4 -		32.098	93.0	46.729	82.7	24.362	113.7	1:43.189	84.89	1.257	14:22:22.621	
5 -		31.508	96.5	46.027	79.7	24.734	112.2	1:42.269	(2)	85.65	0.337	14:24:04.890
6 -		32.126	92.8	46.125	81.4	24.848	110.9	1:43.099	84.96	1.167	14:25:47.989	
7 -		32.837	92.3	46.128	81.2	24.791	112.5	1:43.756	84.42	1.824	14:27:31.745	
8 -		31.765	93.7	46.090	82.7	24.617	112.9	1:42.472	(3)	85.48	0.540	14:29:14.217
9 -		33.541	83.2	50.455	63.2	IN PIT		2:58.848	P	48.97	1:16.916	14:32:13.065
10 -	OUTLAP	90.1	50.293	67.6	25.351	112.2	1:49.735	79.82	7.803	14:34:02.800		
11 -		32.013	91.9	47.950	83.2	24.727	111.6	1:44.690	83.67	2.758	14:35:47.490	
12 -		31.759	95.3	45.689	82.9	24.484	112.9	1:41.932	(1)	85.93		14:37:29.422

P21 13 M3		Sam BURMAN		Honda - WNT / Burman Racing								
LAP		SECTOR 1	SECTOR 2		SECTOR 3		LAP TIME	MPH	DIFF	TIME OF DAY		
1 -	OUTLAP	93.4	47.967	79.7	25.207	114.9	1:47.601	81.41	5.605	14:17:00.024		
2 -		32.837	98.1	46.817	83.5	25.162	115.1	1:44.816	83.57	2.820	14:18:44.840	
3 -		32.668	98.9	46.566	82.0	24.769	116.5	1:44.003	84.22	2.007	14:20:28.843	
4 -		32.197	100.1	46.368	83.9	24.801	118.1	1:43.366	84.74	1.370	14:22:12.209	
5 -		32.468	98.6	46.165	83.4	24.775	116.7	1:43.408	84.71	1.412	14:23:55.617	
6 -		32.383	100.7	45.996	84.3	24.940	116.1	1:43.319	84.78	1.323	14:25:38.936	
7 -		32.285	100.1	45.754	83.8	IN PIT		4:09.002	P	35.17	2:27.006	14:29:47.938
8 -	OUTLAP	96.2	47.371	79.5	24.953	114.9	1:47.956	81.14	5.960	14:31:35.894		
9 -		32.060	99.4	46.595	83.2	24.856	115.1	1:43.511	84.62	1.515	14:33:19.405	
10 -		31.870	100.4	45.899	84.0	24.504	116.5	1:42.273	(3)	85.65	0.277	14:35:01.678
11 -		31.788	100.1	45.767	86.7	24.453	117.1	1:42.008	(2)	85.87	0.012	14:36:43.686
12 -		31.491	100.0	46.031	84.7	24.474	114.7	1:41.996	(1)	85.88		14:38:25.682
13 -		31.712	100.6	45.971	83.9	24.682	115.7	1:42.365	85.57	0.369	14:40:08.047	

P22 64		Asher DURHAM		Seel Honda - Repli-Cast UK								
LAP		SECTOR 1	SECTOR 2		SECTOR 3		LAP TIME	MPH	DIFF	TIME OF DAY		
1 -	OUTLAP	81.7	49.574	75.3	25.505	114.9	1:51.289	78.71	9.127	14:17:11.321		
2 -		32.854	91.1	46.885	77.5	24.886	113.7	1:44.625	83.72	2.463	14:18:55.946	
3 -		32.158	91.0	46.821	75.9	24.848	115.3	1:43.827	84.36	1.665	14:20:39.773	
4 -		32.362	92.5	47.476	74.7	24.620	116.9	1:44.458	83.85	2.296	14:22:24.231	
5 -		31.954	94.7	45.842	79.8	24.366	116.3	1:42.162	(1)	85.74		14:24:06.393
6 -		32.137	93.7	46.242	77.0	24.649	115.5	1:43.028	85.02	0.866	14:25:49.421	
7 -		32.341	92.8	46.208	80.7	24.628	115.5	1:43.177	84.90	1.015	14:27:32.598	
8 -		32.011	94.1	46.038	79.6	24.466	115.3	1:42.515	(2)	85.44	0.353	14:29:15.113
9 -		33.181	90.0	46.888	79.6	24.476	116.1	1:44.545	83.79	2.383	14:30:59.658	
10 -		32.620	92.6	46.035	81.3	24.814	114.9	1:43.469	84.66	1.307	14:32:43.127	
11 -		32.068	93.7	46.105	79.1	24.445	114.7	1:42.618	85.36	0.456	14:34:25.745	
12 -		31.987	96.4	45.851	79.8	25.413	113.3	1:43.251	84.84	1.089	14:36:08.996	
13 -		33.052	86.8	50.389	79.8	24.779	114.5	1:48.220	80.94	6.058	14:37:57.216	

Brands Hatch GP
 Circuit Length = 2.4332 miles
 Start: 14:15 Flag 14:40 End: 14:42

Weather / Track : Cloudy / Dry

MCRCB BULLETIN TK138

2013 MCE British Superbike Championship - Round 6

2013 Monster Energy British Motostar Championship

QUALIFYING 2 - SECTOR ANALYSIS

SECTOR 1 = FL to I1, SECTOR 2 = I1 to I2, SECTOR 3 = I2 to FL, DIFF = Difference To Personal Best Lap

14 -	32.139	96.0	45.820	78.2	24.596	113.7	1:42.555 (3)	85.41	0.393	14:39:39.771
15 -	31.977	96.1	46.102	77.1	24.750	114.7	1:42.829	85.18	0.667	14:41:22.600

P23	42	M3	James HOBSON				Honda - Two 4 Motorsport				
LAP		SECTOR 1	SECTOR 2	SECTOR 3	LAP TIME	MPH	DIFF	TIME OF DAY			
1 -	OUTLAP	85.2	49.574	71.9	25.882	111.1	1:52.881	77.60	10.686	14:20:24.225	
2 -	33.776	90.6	47.794	76.1	25.185	113.1	1:46.755	82.05	4.560	14:22:10.980	
3 -	33.895	88.5	46.777	78.6	24.909	115.1	1:45.581	82.96	3.386	14:23:56.561	
4 -	32.455	94.3	46.147	79.7	24.773	115.5	1:43.375	84.73	1.180	14:25:39.936	
5 -	32.308	93.3	45.877	79.3	24.902	113.7	1:43.087	84.97	0.892	14:27:23.023	
6 -	32.209	94.9	46.272	77.5	24.708	113.7	1:43.189	84.89	0.994	14:29:06.212	
7 -	32.492	92.0	47.272	78.1	24.744	112.5	1:44.508	83.81	2.313	14:30:50.720	
8 -	32.222	94.9	46.083	76.8	24.631	112.4	1:42.936 (3)	85.09	0.741	14:32:33.656	
9 -	32.374	98.1	45.457	79.5	25.131	111.1	1:42.962	85.07	0.767	14:34:16.618	
10 -	32.307	90.9	46.035	78.0	24.661	112.4	1:43.003	85.04	0.808	14:35:59.621	
11 -	32.190	94.5	45.670	78.6	24.335	115.1	1:42.195 (1)	85.71		14:37:41.816	
12 -	32.123	92.0	45.862	79.9	24.568	110.7	1:42.553 (2)	85.41	0.358	14:39:24.369	
13 -	33.176	85.3	48.013	81.0	24.232	116.3	1:45.421	83.09	3.226	14:41:09.790	

P24	36	Jayson URIBE				Honda - Rock and Sons Racing					
LAP		SECTOR 1	SECTOR 2	SECTOR 3	LAP TIME	MPH	DIFF	TIME OF DAY			
1 -	OUTLAP	84.6	48.041	79.4	25.101	111.4	1:48.306	80.88	6.063	14:17:03.317	
2 -	32.489	97.8	46.448	78.6	25.255	111.8	1:44.192	84.07	1.949	14:18:47.509	
3 -	31.843	98.2	45.754	83.9	24.682	113.3	1:42.279 (2)	85.64	0.036	14:20:29.788	
4 -	32.150	98.9	45.754	80.0	25.076	113.3	1:42.980	85.06	0.737	14:22:12.768	
5 -	32.176	95.4	46.269	83.1	25.143	112.0	1:43.588	84.56	1.345	14:23:56.356	
6 -	31.880	98.6	46.359	81.7	24.853	113.7	1:43.092	84.97	0.849	14:25:39.448	
7 -	32.012	98.8	45.874	84.6	24.710	111.8	1:42.596 (3)	85.38	0.353	14:27:22.044	
8 -	31.644	98.1	45.754	84.5	24.845	110.9	1:42.243 (1)	85.67		14:29:04.287	
9 -	35.308	98.8	46.405	79.9	24.936	112.2	1:46.649	82.13	4.406	14:30:50.936	
10 -	32.146	95.4	46.131	82.4	24.964	110.0	1:43.241	84.84	0.998	14:32:34.177	
11 -	32.707	90.5	45.550	85.8	24.579	112.2	1:42.836	85.18	0.593	14:34:17.013	
12 -	32.020	94.6	48.389	75.4	IN PIT		2:07.676 P	68.60	25.433	14:36:24.689	
13 -	OUTLAP	97.9	45.858	85.9	24.913	109.4	1:44.005	84.22	1.762	14:38:08.694	

P25	77	Jason VERNON				Honda - SGR Racing					
LAP		SECTOR 1	SECTOR 2	SECTOR 3	LAP TIME	MPH	DIFF	TIME OF DAY			
1 -	OUTLAP	84.2	49.557	72.8	25.465	111.2	1:51.045	78.88	8.767	14:17:12.427	
2 -	32.242	90.5	47.260	74.5	25.787	109.1	1:45.289	83.19	3.011	14:18:57.716	
3 -	31.976	93.8	46.675	78.0	24.985	112.4	1:43.636 (3)	84.52	1.358	14:20:41.352	
4 -	31.615	90.1	47.280	78.8	IN PIT		2:51.694 P	51.02	1:09.416	14:23:33.046	
5 -	OUTLAP	89.5	47.177	76.6	25.296	108.7	1:46.944	81.91	4.666	14:25:19.990	
6 -	32.267	88.4	48.588	63.1	25.944	112.2	1:46.799	82.02	4.521	14:27:06.789	
7 -	32.679	92.0	47.130	80.0	24.909	109.8	1:44.718	83.65	2.440	14:28:51.507	
8 -	32.012	90.1	46.900	80.5	24.923	111.1	1:43.835	84.36	1.557	14:30:35.342	
9 -	31.882	94.3	46.729	82.3	25.193	109.1	1:43.804	84.38	1.526	14:32:19.146	
10 -	31.829	93.2	46.758	80.1	25.300	110.0	1:43.887	84.32	1.609	14:34:03.033	
11 -	32.344	88.1	51.910	72.3	25.949	109.8	1:50.203	79.48	7.925	14:35:53.236	
12 -	31.876	93.3	46.589	80.4	24.507	112.4	1:42.972 (2)	85.07	0.694	14:37:36.208	
13 -	31.466	95.5	46.044	78.6	24.768	109.4	1:42.278 (1)	85.64		14:39:18.486	
14 -	31.521	97.2	47.213	78.6	24.975	107.5	1:43.709	84.46	1.431	14:41:02.195	

P26	54	Xavier ZAYAT				Honda - TWF / Banks Racing					
LAP		SECTOR 1	SECTOR 2	SECTOR 3	LAP TIME	MPH	DIFF	TIME OF DAY			
1 -	OUTLAP	87.3	50.012	76.3	25.138	112.9	1:50.047	79.60	7.531	14:17:12.883	
2 -	32.427	96.8	46.574	76.1	25.077	110.0	1:44.078	84.16	1.562	14:18:56.961	
3 -	32.435	98.2	46.261	81.7	24.721	111.8	1:43.417	84.70	0.901	14:20:40.378	
4 -	32.176	98.5	46.259	83.7	24.632	112.5	1:43.067 (2)	84.99	0.551	14:22:23.445	
5 -	32.049	98.3	45.717	84.5	24.750	110.1	1:42.516 (1)	85.44		14:24:05.961	
6 -	31.927	98.6	46.131	76.9	IN PIT		3:54.281 P	37.39	2:11.765	14:28:00.242	
7 -	OUTLAP	91.4	49.872	69.4	26.879	107.5	1:54.443	76.54	11.927	14:29:54.685	

Brands Hatch GP

Circuit Length = 2.4332 miles

Start: 14:15 Flag 14:40 End: 14:42

Weather / Track : Cloudy / Dry

MCRCB BULLETIN TK138

2013 MCE British Superbike Championship - Round 6

2013 Monster Energy British Motostar Championship

QUALIFYING 2 - SECTOR ANALYSIS

SECTOR 1 = FL to I1, SECTOR 2 = I1 to I2, SECTOR 3 = I2 to FL, DIFF = Difference To Personal Best Lap

8 -	37.660	81.1	52.228	71.6	27.258	107.7	1:57.146	74.77	14.630	14:31:51.831
9 -	32.499	96.6	47.624	79.1	25.027	110.3	1:45.150	83.30	2.634	14:33:36.981
10 -	32.118	97.8	46.396	85.1	24.740	110.7	1:43.254	84.83	0.738	14:35:20.235
11 -	31.832	99.1	46.468	85.3	24.901	108.2	1:43.201 (3)	84.88	0.685	14:37:03.436

P27 48		Steve LAWTON		Honda - Cresswell Racing						
LAP	SECTOR 1	SECTOR 2	SECTOR 3	LAP TIME	MPH	DIFF	TIME OF DAY			
1 -	OUTLAP	83.2	51.821	67.4	26.642	108.7	1:58.123	74.15	14.181	14:17:22.709
2 -	35.016	76.8	54.496	71.4	26.331	107.8	1:55.843	75.61	11.901	14:19:18.552
3 -	34.520	89.4	48.294	76.8	25.361	111.1	1:48.175	80.97	4.233	14:21:06.727
4 -	32.999	89.2	48.204	76.6	25.244	111.1	1:46.447	82.29	2.505	14:22:53.174
5 -	32.799	87.1	47.015	81.6	25.317	112.2	1:45.131 (2)	83.32	1.189	14:24:38.305
6 -	33.153	93.0	46.960	76.0	25.566	110.7	1:45.679 (3)	82.89	1.737	14:26:23.984
7 -	33.154	92.3	48.070	77.6	25.037	112.9	1:46.261	82.43	2.319	14:28:10.245
8 -	32.582	88.4	46.556	80.3	24.804	112.0	1:43.942 (1)	84.27		14:29:54.187
9 -	36.842	82.0	49.610	69.9	25.661	110.9	1:52.113	78.13	8.171	14:31:46.300

P28 79 M3		Chris TAYLOR		Honda - Elevator Bridle & Saddle Co / Coventry Ducati						
LAP	SECTOR 1	SECTOR 2	SECTOR 3	LAP TIME	MPH	DIFF	TIME OF DAY			
1 -	OUTLAP	74.3	55.102	58.7	27.781	113.3	2:01.884	71.87	16.598	14:17:17.859
2 -	36.218	83.5	51.412	62.4	IN PIT		6:00.280 P	24.31	4:14.994	14:23:18.139
3 -	OUTLAP	80.6	51.467	63.4	27.016	114.3	1:59.067	73.57	13.781	14:25:17.206
4 -	34.269	85.1	49.249	63.9	25.886	115.7	1:49.404	80.06	4.118	14:27:06.610
5 -	33.790	91.4	48.724	68.3	25.313	116.5	1:47.827	81.23	2.541	14:28:54.437
6 -	32.995	88.4	47.814	69.0	25.317	116.7	1:46.126 (3)	82.54	0.840	14:30:40.563
7 -	33.454	84.4	48.534	69.4	25.846	115.1	1:47.834	81.23	2.548	14:32:28.397
8 -	33.183	85.2	48.816	70.1	25.452	115.5	1:47.451	81.52	2.165	14:34:15.848
9 -	32.856	90.8	48.235	73.3	25.449	117.1	1:46.540	82.22	1.254	14:36:02.388
10 -	33.208	87.9	47.601	70.3	25.441	115.5	1:46.250	82.44	0.964	14:37:48.638
11 -	32.482	89.0	47.490	76.0	25.314	116.5	1:45.286 (1)	83.20		14:39:33.924
12 -	32.654	93.0	47.615	70.7	25.494	113.9	1:45.763 (2)	82.82	0.477	14:41:19.687

P29 71		David WALES		Honda - TAD Racing						
LAP	SECTOR 1	SECTOR 2	SECTOR 3	LAP TIME	MPH	DIFF	TIME OF DAY			
1 -	OUTLAP	80.7	51.356	72.3	26.943	112.4	1:54.524	76.48	5.796	14:17:07.559
2 -	34.535	85.2	49.573	74.5	26.118	107.8	1:50.226	79.47	1.498	14:18:57.785
3 -	34.009	87.1	50.232	73.9	25.926	108.5	1:50.167	79.51	1.439	14:20:47.952
4 -	33.697	88.0	49.957	68.9	26.356	109.6	1:50.010	79.62	1.282	14:22:37.962
5 -	33.639	85.4	49.467	72.0	26.233	108.2	1:49.339	80.11	0.611	14:24:27.301
6 -	34.148	88.6	49.518	72.8	25.990	108.2	1:49.656	79.88	0.928	14:26:16.957
7 -	34.338	89.1	49.266	75.1	26.149	107.8	1:49.753	79.81	1.025	14:28:06.710
8 -	34.149	91.4	49.234	71.3	26.097	107.0	1:49.480	80.01	0.752	14:29:56.190
9 -	35.229	85.5	49.048	71.4	25.733	109.8	1:50.010	79.62	1.282	14:31:46.200
10 -	33.974	91.8	48.880	72.4	25.874	108.4	1:48.728 (1)	80.56		14:33:34.928
11 -	33.909	91.8	48.687	74.9	26.291	106.1	1:48.887 (2)	80.44	0.159	14:35:23.815
12 -	34.005	89.2	48.640	70.0	26.432	107.0	1:49.077 (3)	80.30	0.349	14:37:12.892
13 -	33.736	88.5	49.466	66.7	27.307	103.4	1:50.509	79.26	1.781	14:39:03.401
14 -	34.510	91.5	49.016	72.6	26.263	104.2	1:49.789	79.78	1.061	14:40:53.190

P30 7		Jamie ASHBY		Honda - JPA Racing						
LAP	SECTOR 1	SECTOR 2	SECTOR 3	LAP TIME	MPH	DIFF	TIME OF DAY			
1 -	OUTLAP	76.4	53.327	62.3	27.872	109.2	2:01.162	72.29	11.799	14:17:30.813
2 -	35.435	82.4	51.062	68.3	27.102	107.8	1:53.599	77.11	4.236	14:19:24.412
3 -	35.050	83.9	49.966	71.0	26.604	109.6	1:51.620	78.47	2.257	14:21:16.032
4 -	35.125	82.4	50.376	68.4	26.613	108.9	1:52.114	78.13	2.751	14:23:08.146
5 -	35.000	86.4	50.518	72.3	26.435	109.1	1:51.953	78.24	2.590	14:25:00.099
6 -	35.148	83.6	49.835	70.7	26.458	109.1	1:51.441	78.60	2.078	14:26:51.540
7 -	34.857	82.5	50.047	70.4	26.588	109.6	1:51.492	78.56	2.129	14:28:43.032
8 -	34.921	83.5	49.871	72.5	26.616	109.8	1:51.408	78.62	2.045	14:30:34.440
9 -	34.882	84.2	49.976	70.9	26.382	109.2	1:51.240 (3)	78.74	1.877	14:32:25.680
10 -	34.861	80.8	49.702	70.7	26.293	110.3	1:50.856 (2)	79.02	1.493	14:34:16.536

Brands Hatch GP
 Circuit Length = 2.4332 miles
 Start: 14:15 Flag 14:40 End: 14:42

Weather / Track : Cloudy / Dry

MCRCB BULLETIN TK138

2013 MCE British Superbike Championship - Round 6

2013 Monster Energy British Motostar Championship

QUALIFYING 2 - SECTOR ANALYSIS

SECTOR 1 = FL to I1, SECTOR 2 = I1 to I2, SECTOR 3 = I2 to FL, DIFF = Difference To Personal Best Lap

11 -	35.076	87.3	49.635	73.4	IN PIT		3:05.193	P	47.30	1:15.830	14:37:21.729
12 -	OUTLAP	84.5	49.544	73.4	26.214	108.9	1:52.698		77.72	3.335	14:39:14.427
13 -	34.448	89.8	48.861	73.6	26.054	109.6	1:49.363 (1)		80.09		14:41:03.790

MCRCB BULLETIN TK139**2013 MCE British Superbike Championship - Round 6****2013 Monster Energy British Motostar Championship****QUALIFYING 2 - BEST SPEEDS**

POS	SECTOR 1			SECTOR 2			FINISH LINE		
	NO	NAME	MPH	NO	NAME	MPH	NO	NAME	MPH
1	95	Tarran MACKENZIE	105.6	34	Jordan WEAVING	93.5	28	Bradley RAY	123.5
2	66	Joe IRVING	103.8	95	Tarran MACKENZIE	92.6	66	Joe IRVING	123.1
3	28	Bradley RAY	103.7	40	Joe FRANCIS	92.5	95	Tarran MACKENZIE	122.2
4	45	Olly SIMPSON	103.5	28	Bradley RAY	91.5	24	Daniel COSTILLA	120.4
5	34	Jordan WEAVING	103.4	10	Peter SUTHERLAND	91.1	22	Stephanie WADDELOW	119.8
6	17	Tom CARNE	103.2	17	Tom CARNE	90.9	43	Arnie SHELTON	119.6
7	22	Stephanie WADDELOW	103.2	12	Edward RENDELL	90.6	67	Andy REID	119.6
8	12	Edward RENDELL	102.7	45	Olly SIMPSON	90.6	45	Olly SIMPSON	119.4
9	67	Andy REID	102.4	80	Callum BEY	88.0	17	Tom CARNE	118.9
10	40	Joe FRANCIS	102.1	67	Andy REID	87.9	80	Callum BEY	118.3
11	80	Callum BEY	101.9	72	Ricky TARREN	87.8	13	Sam BURMAN	118.1
12	10	Peter SUTHERLAND	101.8	3	Taz TAYLOR	87.3	3	Taz TAYLOR	117.7
13	3	Taz TAYLOR	101.3	43	Arnie SHELTON	87.2	79	Chris TAYLOR	117.1
14	35	Elliot LODGE	101.3	13	Sam BURMAN	86.7	40	Joe FRANCIS	116.9
15	43	Arnie SHELTON	101.2	66	Joe IRVING	86.4	64	Asher DURHAM	116.9
16	13	Sam BURMAN	100.7	36	Jayson URIBE	85.9	34	Jordan WEAVING	116.7
17	44	Jake BAYFORD	100.3	44	Jake BAYFORD	85.8	44	Jake BAYFORD	116.7
18	72	Ricky TARREN	100.0	54	Xavier ZAYAT	85.3	10	Peter SUTHERLAND	116.3
19	24	Daniel COSTILLA	99.5	41	Milo WARD	84.5	35	Elliot LODGE	116.3
20	54	Xavier ZAYAT	99.1	22	Stephanie WADDELOW	84.3	42	James HOBSON	116.3
21	36	Jayson URIBE	98.9	24	Daniel COSTILLA	83.8	12	Edward RENDELL	115.9
22	41	Milo WARD	98.9	11	Joseph THOMAS	83.2	41	Milo WARD	114.3
23	42	James HOBSON	98.1	77	Jason VERNON	82.3	11	Joseph THOMAS	113.7
24	77	Jason VERNON	97.2	35	Elliot LODGE	81.9	36	Jayson URIBE	113.7
25	11	Joseph THOMAS	96.5	48	Steve LAWTON	81.6	48	Steve LAWTON	112.9
26	64	Asher DURHAM	96.4	64	Asher DURHAM	81.3	54	Xavier ZAYAT	112.9
27	48	Steve LAWTON	93.0	42	James HOBSON	81.0	71	David WALES	112.4
28	79	Chris TAYLOR	93.0	79	Chris TAYLOR	76.0	72	Ricky TARREN	112.4
29	71	David WALES	91.8	71	David WALES	75.1	77	Jason VERNON	112.4
30	7	Jamie ASHBY	89.8	7	Jamie ASHBY	73.6	7	Jamie ASHBY	110.3

Weather / Track : Cloudy / Dry

Results can be found at www.tsl-timing.com

Brands Hatch GP

Circuit Length = 2.4332 miles

Start: 14:15 Flag 14:40 End: 14:42

Printed - 14:46 Saturday, 20 July 2013

MCRCB BULLETIN TK140

2013 MCE British Superbike Championship - Round 6

2013 Monster Energy British Motostar Championship

QUALIFYING 2 - BEST SECTORS

SECTOR 1			SECTOR 2			SECTOR 3			IDEAL / BEST COMPARISON						
POS	NO	NAME	TIME	NO	NAME	TIME	NO	NAME	TIME	POS	NO	NAME	IDEAL	BEST	DIFF
1	95	MACKENZIE	29.726	17	CARNE	42.952	95	MACKENZIE	22.943				PERFECT LAP	1:35.621	
2	17	CARNE	29.871	28	RAY	42.977	45	SIMPSON	23.057	1	95	MACKENZIE	1:35.901	1:36.018	0.117
3	34	WEAVING	29.931	45	SIMPSON	43.100	34	WEAVING	23.084	2	34	WEAVING	1:36.171	1:36.171	0.000
4	40	FRANCIS	30.046	34	WEAVING	43.156	28	RAY	23.190	3	45	SIMPSON	1:36.206	1:36.424	0.218
5	45	SIMPSON	30.049	40	FRANCIS	43.193	12	RENDELL	23.380	4	17	CARNE	1:36.298	1:36.567	0.269
6	12	RENDELL	30.107	95	MACKENZIE	43.232	66	IRVING	23.403	5	28	RAY	1:36.403	1:36.426	0.023
7	28	RAY	30.236	43	SHELTON	43.365	43	SHELTON	23.473	6	40	FRANCIS	1:36.769	1:36.785	0.016
8	66	IRVING	30.357	10	SUTHERLAND	43.450	17	CARNE	23.475	7	12	RENDELL	1:36.988	1:36.988	0.000
9	67	REID	30.565	66	IRVING	43.499	10	SUTHERLAND	23.484	8	66	IRVING	1:37.259	1:37.355	0.096
10	22	WADDELOW	30.578	12	RENDELL	43.501	80	BEY	23.505	9	10	SUTHERLAND	1:37.545	1:37.718	0.173
11	10	SUTHERLAND	30.611	80	BEY	43.858	40	FRANCIS	23.530	10	43	SHELTON	1:37.648	1:37.940	0.292
12	80	BEY	30.653	67	REID	43.891	67	REID	23.637	11	80	BEY	1:38.016	1:38.016	0.000
13	43	SHELTON	30.810	22	WADDELOW	43.936	22	WADDELOW	23.682	12	67	REID	1:38.093	1:38.451	0.358
14	41	WARD	30.998	3	TAYLOR	44.275	3	TAYLOR	23.726	13	22	WADDELOW	1:38.196	1:38.242	0.046
15	72	TARREN	31.068	44	BAYFORD	44.368	44	BAYFORD	23.954	14	3	TAYLOR	1:39.074	1:39.163	0.089
16	3	TAYLOR	31.073	24	COSTILLA	44.959	24	COSTILLA	23.965	15	44	BAYFORD	1:39.599	1:39.633	0.034
17	35	LODGE	31.090	35	LODGE	45.003	41	WARD	24.050	16	24	COSTILLA	1:40.302	1:40.472	0.170
18	44	BAYFORD	31.277	72	TARREN	45.128	72	TARREN	24.174	17	41	WARD	1:40.338	1:40.338	0.000
19	24	COSTILLA	31.378	41	WARD	45.290	42	HOBSON	24.232	18	35	LODGE	1:40.359	1:40.707	0.348
20	77	VERNON	31.466	42	HOBSON	45.457	35	LODGE	24.266	19	72	TARREN	1:40.370	1:40.388	0.018
21	13	BURMAN	31.491	36	URIBE	45.550	11	THOMAS	24.362	20	11	THOMAS	1:41.559	1:41.932	0.373
22	11	THOMAS	31.508	11	THOMAS	45.689	64	DURHAM	24.366	21	13	BURMAN	1:41.698	1:41.996	0.298
23	36	URIBE	31.644	54	ZAYAT	45.717	13	BURMAN	24.453	22	36	URIBE	1:41.773	1:42.243	0.470
24	54	ZAYAT	31.832	13	BURMAN	45.754	77	VERNON	24.507	23	42	HOBSON	1:41.812	1:42.195	0.383
25	64	DURHAM	31.954	64	DURHAM	45.820	36	URIBE	24.579	24	77	VERNON	1:42.017	1:42.278	0.261
26	42	HOBSON	32.123	77	VERNON	46.044	54	ZAYAT	24.632	25	64	DURHAM	1:42.140	1:42.162	0.022
27	79	TAYLOR	32.482	48	LAWTON	46.556	48	LAWTON	24.804	26	54	ZAYAT	1:42.181	1:42.516	0.335
28	48	LAWTON	32.582	79	TAYLOR	47.490	79	TAYLOR	25.313	27	48	LAWTON	1:43.942	1:43.942	0.000
29	71	WALES	33.639	71	WALES	48.640	71	WALES	25.733	28	79	TAYLOR	1:45.285	1:45.286	0.001
30	7	ASHBY	34.448	7	ASHBY	48.861	7	ASHBY	26.054	29	71	WALES	1:48.012	1:48.728	0.716
										30	7	ASHBY	1:49.363	1:49.363	0.000

Weather / Track : Cloudy / Dry

Results can be found at www.tsl-timing.com

Brands Hatch GP

Circuit Length = 2.4332 miles

Start: 14:15 Flag 14:40 End: 14:42

Printed - 14:47 Saturday, 20 July 2013



ROW 8			30	7	Jamie ASHBY	1:49.363	29	71	David WALES	1:48.728							
ROW 7		28	79	Chris TAYLOR	1:45.286	27	48	Steve LAWTON	1:43.942	26	54	Xavier ZAYAT	1:42.516	25	77	Jason VERNON	1:42.278
ROW 6		24	42	James HOBSON	1:42.195	23	64	Asher DURHAM	1:42.162	22	13	Sam BURMAN	1:41.996	21	11	Joseph THOMAS	1:41.932
ROW 5		20	36	Jayson URIBE	1:41.291	19	35	Elliot LODGE	1:40.707	18	24	Daniel COSTILLA	1:40.472	17	72	Ricky TARREN	1:40.388
ROW 4		16	41	Milo WARD	1:40.338	15	44	Jake BAYFORD	1:39.633	14	3	Taz TAYLOR	1:39.163	13	67	Andy REID	1:38.451
ROW 3		12	22	Stephanie WADDELOW	1:38.242	11	80	Callum BEY	1:38.016	10	43	Arnie SHELTON	1:37.940	9	10	Peter SUTHERLAND	1:37.718
ROW 2		8	66	Joe IRVING	1:37.355	7	12	Edward RENDELL	1:36.988	6	40	Joe FRANCIS	1:36.785	5	17	Tom CARNE	1:36.567
ROW 1		4	28	Bradley RAY	1:36.426	3	45	Olly SIMPSON	1:36.424	2	34	Jordan WEAVING	1:36.171	1	95	Tarran MACKENZIE	1:36.018
																	Pole

Brands Hatch GP
Circuit Length = 2.4332 miles

These results are provisional until the conclusion of any judicial and technical matters.

Race Director :	Stewards :	Timekeeper :
-----------------	------------	--------------

Results can be found at www.britishsuperbike.com

Printed - 14:49 Saturday, 20 July 2013

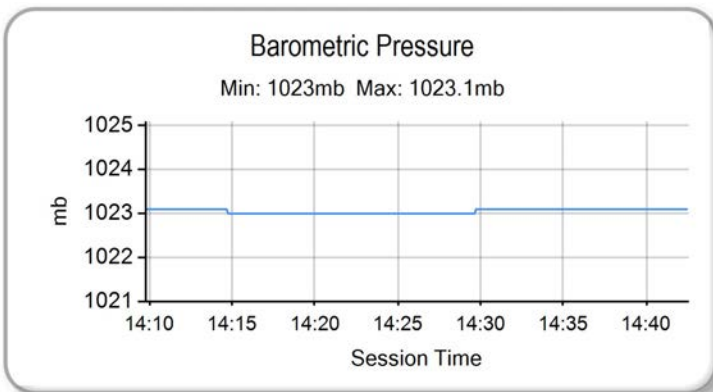
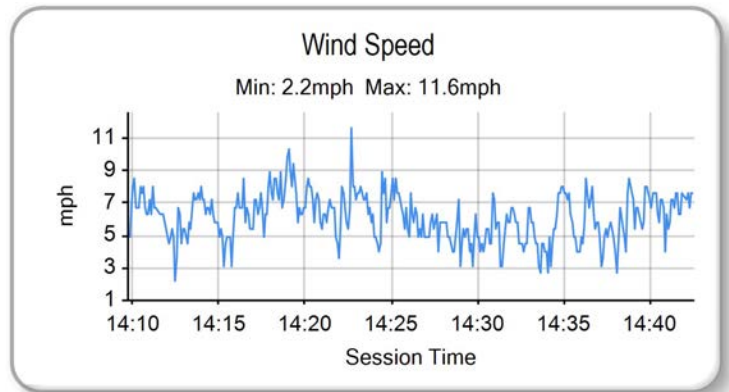
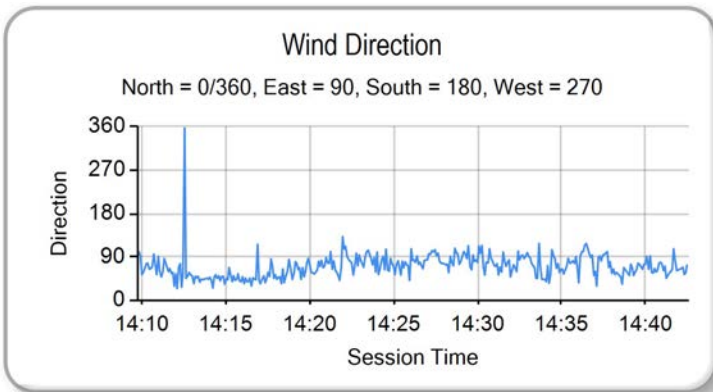
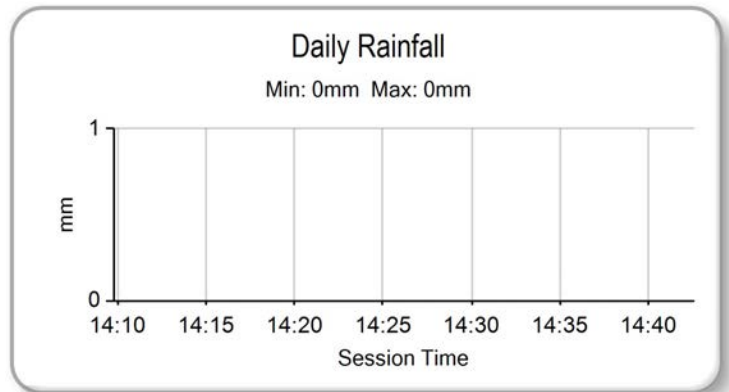
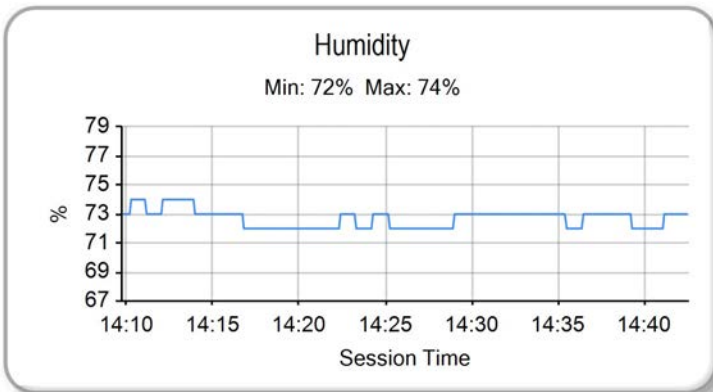
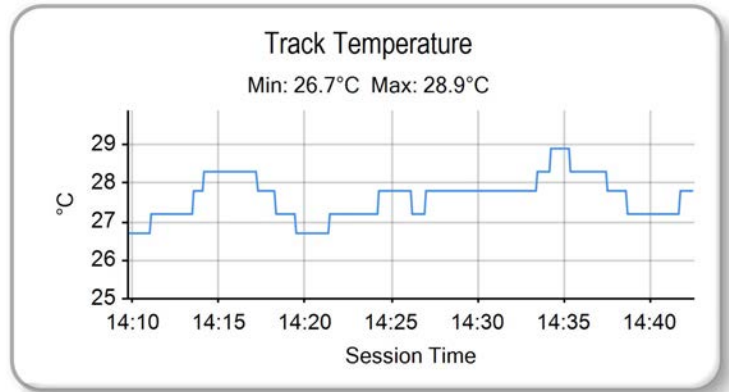
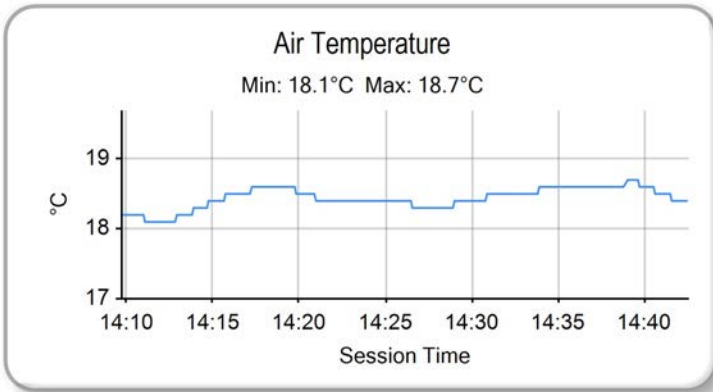


MCRCB BULLETIN TK142

2013 MCE British Superbike Championship - Round 6

2013 Monster Energy British Motostar Championship

QUALIFYING 2 - WEATHER CONDITIONS



Weather / Track : Cloudy / Dry

Results can be found at www.tsl-timing.com

Brands Hatch GP
Circuit Length = 2.4332 miles
Start: 14:15 Flag 14:40 End: 14:42

Printed - 14:47 Saturday, 20 July 2013

WARM-UP - CLASSIFICATION



POS	NO	CL	PIC NAME	ENTRY	TIME	ON	LAPS	GAP	DIFF	MPH
1	40	M3	1 Joe FRANCIS	Honda - Team WD40	1:36.439	5	5			90.83
2	95	M3	2 Tarran MACKENZIE	KTM - Redline KTM	1:36.581	5	5	0.142	0.142	90.69
3	28		1 Bradley RAY	EE - FAB Racing	1:36.631	5	5	0.192	0.050	90.65
4	45	M3	3 Oilly SIMPSON	Honda - Oilly Simpson Racing	1:36.804	4	5	0.365	0.173	90.49
5	66	M3	4 Joe IRVING	KTM - RS Racing / The Toad and Tatle Pub	1:37.232	5	5	0.793	0.428	90.09
6	17		2 Tom CARNE	Honda - TC Racing / SP125 racing	1:37.346	4	4	0.907	0.114	89.98
7	80		3 Callum BEY	Honda - RCD Motorsport	1:38.584	4	4	2.145	1.238	88.85
8	67		4 Andy REID	Honda - RS Racing	1:39.171	4	4	2.732	0.587	88.33
9	43		5 Arnie SHELTON	Honda - e3 motorsport	1:39.205	5	5	2.766	0.034	88.30
10	10		6 Peter SUTHERLAND	Aprilia - Kinpac Racing / Floorcoat UK	1:39.512	5	5	3.073	0.307	88.02
11	3		7 Taz TAYLOR	Luyten Honda - FPW Racing	1:39.614	5	5	3.175	0.102	87.93
12	35		8 Elliot LODGE	Honda - SP125 / SpikeRacing	1:40.153	4	4	3.714	0.539	87.46
13	34	M3	5 Jordan WEAIVING	KTM - Jordan Racing / Burkert	1:40.328	5	5	3.889	0.175	87.31
14	44		9 Jake BAYFORD	Honda - j4ke.com	1:40.454	5	5	4.015	0.126	87.20
15	24		10 Daniel COSTILLA	Honda - Repli-Cast UK	1:40.524	5	5	4.085	0.070	87.14
16	22		11 Stephanie WADDELOW	Aprilia - Moto Strada	1:40.628	5	5	4.189	0.104	87.05
17	72		12 Ricky TARREN	Honda - Cresswell Racing	1:41.898	4	4	5.459	1.270	85.96
18	41		13 Milo WARD	Luyten Honda - FPW Racing	1:41.983	4	4	5.544	0.085	85.89
19	36		14 Jayson URIBE	Honda - Rock and Sons Racing	1:42.110	5	5	5.671	0.127	85.78
20	13	M3	6 Sam BURMAN	Honda - WNT / Burman Racing	1:42.159	4	4	5.720	0.049	85.74
21	77		15 Jason VERNON	Honda - SGR Racing	1:42.559	5	5	6.120	0.400	85.41
22	42	M3	7 James HOBSON	Honda - Two 4 Motorsport	1:42.658	5	5	6.219	0.099	85.33
23	11		16 Joseph THOMAS	Honda - Moto UK Racing	1:42.759	5	5	6.320	0.101	85.24
24	64		17 Asher DURHAM	Seel Honda - Repli-Cast UK	1:43.644	4	5	7.205	0.885	84.51
25	79	M3	8 Chris TAYLOR	Honda - Elevator Bridle & Saddle Co / Coventry Ducati	1:43.715	3	4	7.276	0.071	84.46
26	48		18 Steve LAWTON	Honda - Cresswell Racing	1:46.469	5	5	10.030	2.754	82.27
27	71		19 David WALES	Honda - TAD Racing	1:47.341	4	4	10.902	0.872	81.60
28	7		20 Jamie ASHBY	Honda - JPA Racing	1:50.015	5	5	13.576	2.674	79.62
29	12		21 Edward RENDELL	Honda - Banks Racing			0			

Weather / Track : Cloudy / Dry

These results are provisional until the conclusion of any judicial and technical matters.

Brands Hatch GP

Circuit Length = 2.4332 miles

Start: 09:41 Flag 09:49 End: 09:51

Race Director :	Stewards :	Timekeeper :
-----------------	------------	--------------

Results can be found at www.britishsuperbike.com

Printed - 09:51 Sunday, 21 July 2013

MCRCB BULLETIN TK206

2013 MCE British Superbike Championship - Round 6

2013 Monster Energy British Motostar Championship

WARM-UP - SECTOR ANALYSIS

SECTOR 1 = FL to I1, SECTOR 2 = I1 to I2, SECTOR 3 = I2 to FL, DIFF = Difference To Personal Best Lap

P1		40 M3		Joe FRANCIS		Honda - Team WD40					
LAP		SECTOR 1		SECTOR 2		SECTOR 3		LAP TIME	MPH	DIFF	TIME OF DAY
1 -	OUTLAP	94.6		45.393	84.2	24.269	116.1	1:42.578	85.39	6.139	09:43:41.135
2 -		30.916	101.3	43.732	86.7	23.542	118.7	1:38.190	89.21	1.751	09:45:19.325
3 -		30.245	100.7	43.165	90.4	23.414	116.1	1:36.824 (3)	90.47	0.385	09:46:56.149
4 -		30.215	102.4	43.079	89.2	23.287	118.5	1:36.581 (2)	90.69	0.142	09:48:32.730
5 -		30.243	102.2	42.985	90.6	23.211	118.9	1:36.439 (1)	90.83		09:50:09.169

P2		95 M3		Tarran MACKENZIE		KTM - Redline KTM					
LAP		SECTOR 1		SECTOR 2		SECTOR 3		LAP TIME	MPH	DIFF	TIME OF DAY
1 -	OUTLAP	84.8		49.090	76.3	24.743	122.0	1:51.463	78.58	14.882	09:43:00.261
2 -		31.686	93.9	45.038	81.8	23.761	123.3	1:40.485	87.17	3.904	09:44:40.746
3 -		31.259	101.6	44.246	84.3	23.375	120.0	1:38.880 (3)	88.59	2.299	09:46:19.626
4 -		30.399	101.9	43.660	86.4	23.164	121.3	1:37.223 (2)	90.10	0.642	09:47:56.849
5 -		30.217	104.5	43.155	88.0	23.209	119.6	1:36.581 (1)	90.69		09:49:33.430

P3		28		Bradley RAY		EE - FAB Racing					
LAP		SECTOR 1		SECTOR 2		SECTOR 3		LAP TIME	MPH	DIFF	TIME OF DAY
1 -	OUTLAP	85.0		50.351	75.4	25.675	107.0	1:53.756	77.00	17.125	09:42:58.136
2 -		33.139	92.3	47.129	83.0	24.878	108.5	1:45.146	83.31	8.515	09:44:43.282
3 -		32.420	91.8	46.560	75.7	24.296	121.5	1:43.276 (3)	84.81	6.645	09:46:26.558
4 -		31.443	98.5	45.252	81.6	23.854	122.0	1:40.549 (2)	87.12	3.918	09:48:07.107
5 -		30.408	101.6	43.229	91.4	22.994	122.9	1:36.631 (1)	90.65		09:49:43.738

P4		45 M3		Oilly SIMPSON		Honda - Oilly Simpson Racing					
LAP		SECTOR 1		SECTOR 2		SECTOR 3		LAP TIME	MPH	DIFF	TIME OF DAY
1 -	OUTLAP	88.7		45.322	88.0	23.458	118.5	1:45.508	83.02	8.704	09:42:49.161
2 -		30.906	101.9	43.628	86.0	23.458	117.5	1:37.992	89.39	1.188	09:44:27.153
3 -		30.276	101.9	43.314	88.4	23.351	116.7	1:36.941 (3)	90.36	0.137	09:46:04.094
4 -		30.237	103.2	43.286	88.7	23.281	116.9	1:36.804 (1)	90.49		09:47:40.898
5 -		30.215	102.7	43.337	88.1	23.378	116.5	1:36.930 (2)	90.37	0.126	09:49:17.828

P5		66 M3		Joe IRVING		KTM - RS Racing / The Toad and Tatle Pub					
LAP		SECTOR 1		SECTOR 2		SECTOR 3		LAP TIME	MPH	DIFF	TIME OF DAY
1 -	OUTLAP	90.4		46.987	70.9	24.420	121.7	1:48.346	80.85	11.114	09:42:53.296
2 -		31.135	99.2	44.268	78.8	24.365	122.2	1:39.768	87.80	2.536	09:44:33.064
3 -		30.457	99.2	44.047	80.0	23.767	119.1	1:38.271 (3)	89.13	1.039	09:46:11.335
4 -		30.436	101.8	43.702	79.8	23.441	120.9	1:37.579 (2)	89.77	0.347	09:47:48.914
5 -		30.364	102.6	43.402	81.6	23.466	120.6	1:37.232 (1)	90.09		09:49:26.146

P6		17		Tom CARNE		Honda - TC Racing / SP125 racing					
LAP		SECTOR 1		SECTOR 2		SECTOR 3		LAP TIME	MPH	DIFF	TIME OF DAY
1 -		31.857	95.0	45.715	76.3	24.212	120.4	1:41.784	86.06	4.438	09:44:36.645
2 -		31.463	96.6	44.784	77.7	23.970	120.4	1:40.217 (3)	87.40	2.871	09:46:16.862
3 -		30.577	101.0	43.628	85.1	23.572	116.9	1:37.777 (2)	89.59	0.431	09:47:54.639
4 -		30.336	100.7	43.414	84.4	23.596	117.1	1:37.346 (1)	89.98		09:49:31.985

P7		80		Callum BEY		Honda - RCD Motorsport					
LAP		SECTOR 1		SECTOR 2		SECTOR 3		LAP TIME	MPH	DIFF	TIME OF DAY
1 -		31.762	98.6	44.087	83.7	23.898	117.5	1:39.747	87.82	1.163	09:44:28.547
2 -		30.953	100.7	44.157	85.7	24.045	115.3	1:39.155 (3)	88.34	0.571	09:46:07.702
3 -		31.047	100.0	44.140	87.8	23.883	114.9	1:39.070 (2)	88.42	0.486	09:47:46.772
4 -		30.880	102.6	43.943	87.2	23.761	115.3	1:38.584 (1)	88.85		09:49:25.356

P8		67		Andy REID		Honda - RS Racing					
LAP		SECTOR 1		SECTOR 2		SECTOR 3		LAP TIME	MPH	DIFF	TIME OF DAY
1 -		32.164	91.1	45.833	80.0	24.443	118.9	1:42.440	85.51	3.269	09:44:36.238

Weather / Track : Cloudy / Dry

Brands Hatch GP

Circuit Length = 2.4332 miles

Start: 09:41 Flag 09:49 End: 09:51

MCRCB BULLETIN TK206

2013 MCE British Superbike Championship - Round 6

2013 Monster Energy British Motostar Championship

WARM-UP - SECTOR ANALYSIS

SECTOR 1 = FL to I1, SECTOR 2 = I1 to I2, SECTOR 3 = I2 to FL, DIFF = Difference To Personal Best Lap

2 -	31.602	100.3	44.888	82.5	24.092	118.3	1:40.582 (3)	87.09	1.411	09:46:16.820
3 -	31.392	100.3	44.403	84.2	24.148	116.9	1:39.943 (2)	87.64	0.772	09:47:56.763
4 -	31.115	103.0	44.169	83.8	23.887	116.5	1:39.171 (1)	88.33		09:49:35.934

P9	43	Arnie SHELTON		Honda - e3 motorsport						
LAP	SECTOR 1	SECTOR 2	SECTOR 3	LAP TIME	MPH	DIFF	TIME OF DAY			
1 -	OUTLAP	90.0	47.211	75.3	24.589	119.6	1:49.348	80.10	10.143	09:42:56.205
2 -	32.005	92.4	45.569	80.4	24.171	117.9	1:41.745	86.09	2.540	09:44:37.950
3 -	31.326	99.7	44.261	82.2	23.728	117.5	1:39.315 (2)	88.20	0.110	09:46:17.265
4 -	31.015	99.8	44.700	85.1	23.759	117.3	1:39.474 (3)	88.06	0.269	09:47:56.739
5 -	31.406	99.1	43.998	84.2	23.801	116.9	1:39.205 (1)	88.30		09:49:35.944

P10	10	Peter SUTHERLAND		Aprilia - Kinpac Racing / Floorcoat UK						
LAP	SECTOR 1	SECTOR 2	SECTOR 3	LAP TIME	MPH	DIFF	TIME OF DAY			
1 -	OUTLAP	89.4	47.031	77.3	24.555	119.8	1:49.235	80.19	9.723	09:42:55.076
2 -	32.422	96.6	45.165	75.9	24.051	117.9	1:41.638	86.18	2.126	09:44:36.714
3 -	32.010	96.6	44.585	79.5	23.933	117.1	1:40.528 (3)	87.13	1.016	09:46:17.242
4 -	31.331	100.1	44.222	81.1	24.002	114.5	1:39.555 (2)	87.98	0.043	09:47:56.797
5 -	31.676	98.6	44.344	84.3	23.492	116.9	1:39.512 (1)	88.02		09:49:36.309

P11	3	Taz TAYLOR		Luyten Honda - FPW Racing						
LAP	SECTOR 1	SECTOR 2	SECTOR 3	LAP TIME	MPH	DIFF	TIME OF DAY			
1 -	OUTLAP	89.5	48.138	85.7	25.032	121.1	1:51.105	78.84	11.491	09:42:55.327
2 -	32.585	100.4	45.510	85.8	25.854	112.4	1:43.949	84.27	4.335	09:44:39.276
3 -	32.013	99.1	46.122	83.1	23.944	118.1	1:42.079 (3)	85.81	2.465	09:46:21.355
4 -	31.617	99.2	45.186	86.8	23.875	118.1	1:40.678 (2)	87.00	1.064	09:48:02.033
5 -	31.048	101.3	44.754	86.5	23.812	118.1	1:39.614 (1)	87.93		09:49:41.647

P12	35	Elliot LODGE		Honda - SP125 / SpikeRacing						
LAP	SECTOR 1	SECTOR 2	SECTOR 3	LAP TIME	MPH	DIFF	TIME OF DAY			
1 -	31.936	91.9	46.057	77.6	24.353	116.3	1:42.346	85.59	2.193	09:44:36.559
2 -	31.807	96.4	45.381	81.1	24.044	117.3	1:41.232 (3)	86.53	1.079	09:46:17.791
3 -	31.519	95.5	44.965	81.6	24.113	114.3	1:40.597 (2)	87.07	0.444	09:47:58.388
4 -	31.129	100.6	44.902	83.0	24.122	113.9	1:40.153 (1)	87.46		09:49:38.541

P13	34 M3	Jordan WEAVING		KTM - Jordan Racing / Burkert						
LAP	SECTOR 1	SECTOR 2	SECTOR 3	LAP TIME	MPH	DIFF	TIME OF DAY			
1 -	OUTLAP	94.1	47.030	82.0	24.995	109.8	1:45.088	83.35	4.760	09:43:19.695
2 -	31.826	95.4	46.602	84.9	24.713	109.2	1:43.141	84.93	2.813	09:45:02.836
3 -	31.544	99.8	45.189	85.5	24.545	109.2	1:41.278 (3)	86.49	0.950	09:46:44.114
4 -	31.500	98.2	45.420	85.7	24.325	108.4	1:41.245 (2)	86.52	0.917	09:48:25.359
5 -	31.209	97.6	45.023	85.4	24.096	109.6	1:40.328 (1)	87.31		09:50:05.687

P14	44	Jake BAYFORD		Honda - j4ke.com						
LAP	SECTOR 1	SECTOR 2	SECTOR 3	LAP TIME	MPH	DIFF	TIME OF DAY			
1 -	OUTLAP	83.9	48.766	72.2	25.183	115.1	1:52.364	77.95	11.910	09:42:58.007
2 -	32.842	93.5	45.636	76.5	24.203	118.7	1:42.681 (3)	85.31	2.227	09:44:40.688
3 -	32.463	91.1	46.383	76.1	24.596	116.3	1:43.442	84.68	2.988	09:46:24.130
4 -	31.771	95.5	46.867	78.2	24.031	114.7	1:42.669 (2)	85.32	2.215	09:48:06.799
5 -	31.560	97.2	44.874	84.2	24.020	116.3	1:40.454 (1)	87.20		09:49:47.253

P15	24	Daniel COSTILLA		Honda - Repli-Cast UK						
LAP	SECTOR 1	SECTOR 2	SECTOR 3	LAP TIME	MPH	DIFF	TIME OF DAY			
1 -	OUTLAP	78.8	51.978	63.5	25.454	118.7	1:56.691	75.06	16.167	09:43:02.145
2 -	33.623	84.2	46.661	79.7	24.189	117.1	1:44.473	83.84	3.949	09:44:46.618
3 -	32.065	90.6	45.983	82.1	23.969	116.9	1:42.017 (3)	85.86	1.493	09:46:28.635
4 -	32.041	95.3	45.337	83.5	23.994	118.1	1:41.372 (2)	86.41	0.848	09:48:10.007
5 -	31.791	93.9	44.975	80.0	23.758	117.9	1:40.524 (1)	87.14		09:49:50.531

Weather / Track : Cloudy / Dry

Brands Hatch GP

Circuit Length = 2.4332 miles

Start: 09:41 Flag 09:49 End: 09:51

MCRCB BULLETIN TK206

2013 MCE British Superbike Championship - Round 6

2013 Monster Energy British Motostar Championship

WARM-UP - SECTOR ANALYSIS

SECTOR 1 = FL to I1, SECTOR 2 = I1 to I2, SECTOR 3 = I2 to FL, DIFF = Difference To Personal Best Lap

P16 22		Stephanie WADDELOW					Aprilia - Moto Strada			
LAP	SECTOR 1	SECTOR 2		SECTOR 3		LAP TIME	MPH	DIFF	TIME OF DAY	
1 -	OUTLAP	84.3	50.385	73.2	25.007	118.7	1:55.017	76.16	14.389	09:43:00.155
2 -	32.630	97.3	46.168	75.7	24.276	119.1	1:43.074	84.98	2.446	09:44:43.229
3 -	32.252	100.9	45.395	78.5	24.188	120.0	1:41.835 (2)	86.01	1.207	09:46:25.064
4 -	31.730	102.7	46.249	78.5	23.966	117.9	1:41.945 (3)	85.92	1.317	09:48:07.009
5 -	31.708	98.3	44.934	82.3	23.986	118.5	1:40.628 (1)	87.05		09:49:47.637

P17 72		Ricky TARREN					Honda - Cresswell Racing			
LAP	SECTOR 1	SECTOR 2		SECTOR 3		LAP TIME	MPH	DIFF	TIME OF DAY	
1 -	32.876	97.9	46.929	80.9	25.020	114.1	1:44.825	83.56	2.927	09:44:39.841
2 -	32.277	96.8	46.418	83.4	24.722	110.9	1:43.417 (2)	84.70	1.519	09:46:23.258
3 -	32.337	97.5	46.951	83.8	24.651	109.4	1:43.939 (3)	84.27	2.041	09:48:07.197
4 -	31.979	99.2	45.544	86.9	24.375	111.6	1:41.898 (1)	85.96		09:49:49.095

P18 41		Milo WARD					Luyten Honda - FPW Racing			
LAP	SECTOR 1	SECTOR 2		SECTOR 3		LAP TIME	MPH	DIFF	TIME OF DAY	
1 -	32.551	87.8	46.596	79.4	24.375	115.9	1:43.522 (2)	84.61	1.539	09:44:40.153
2 -	32.688	88.8	46.498	78.7	24.815	114.1	1:44.001 (3)	84.22	2.018	09:46:24.154
3 -	32.230	92.8	47.474	75.1	24.744	115.7	1:44.448	83.86	2.465	09:48:08.602
4 -	31.573	96.2	45.586	81.3	24.824	113.9	1:41.983 (1)	85.89		09:49:50.585

P19 36		Jayson URIBE					Honda - Rock and Sons Racing			
LAP	SECTOR 1	SECTOR 2		SECTOR 3		LAP TIME	MPH	DIFF	TIME OF DAY	
1 -	OUTLAP	84.5	50.886	73.0	25.343	115.5	1:55.554	75.80	13.444	09:43:01.074
2 -	32.294	99.2	45.843	79.8	24.540	115.7	1:42.677	85.31	0.567	09:44:43.751
3 -	32.122	91.0	45.656	82.4	24.428	113.7	1:42.206 (2)	85.70	0.096	09:46:25.957
4 -	31.598	100.9	46.228	74.9	24.774	115.7	1:42.600 (3)	85.37	0.490	09:48:08.557
5 -	32.197	94.9	45.471	83.4	24.442	113.7	1:42.110 (1)	85.78		09:49:50.667

P20 13 M3		Sam BURMAN					Honda - WNT / Burman Racing			
LAP	SECTOR 1	SECTOR 2		SECTOR 3		LAP TIME	MPH	DIFF	TIME OF DAY	
1 -	32.817	99.1	47.236	83.5	25.008	117.7	1:45.061	83.37	2.902	09:44:39.601
2 -	32.785	98.5	46.548	81.3	24.765	116.7	1:44.098 (2)	84.14	1.939	09:46:23.699
3 -	32.035	99.2	47.558	76.8	24.642	117.9	1:44.235 (3)	84.03	2.076	09:48:07.934
4 -	31.901	101.3	45.675	83.0	24.583	117.1	1:42.159 (1)	85.74		09:49:50.093

P21 77		Jason VERNON					Honda - SGR Racing			
LAP	SECTOR 1	SECTOR 2		SECTOR 3		LAP TIME	MPH	DIFF	TIME OF DAY	
1 -	OUTLAP	77.6	49.629	65.0	26.445	113.7	1:56.527	75.17	13.968	09:43:03.332
2 -	33.340	89.1	47.046	72.7	25.137	113.9	1:45.523	83.01	2.964	09:44:48.855
3 -	32.345	88.8	46.825	77.1	25.409	112.0	1:44.579 (2)	83.76	2.020	09:46:33.434
4 -	32.766	88.3	47.454	76.0	24.950	112.9	1:45.170 (3)	83.29	2.611	09:48:18.604
5 -	32.006	93.2	46.048	78.7	24.505	115.1	1:42.559 (1)	85.41		09:50:01.163

P22 42 M3		James HOBSON					Honda - Two 4 Motorsport			
LAP	SECTOR 1	SECTOR 2		SECTOR 3		LAP TIME	MPH	DIFF	TIME OF DAY	
1 -	OUTLAP	82.0	48.900	72.0	25.394	114.1	1:51.145	78.81	8.487	09:43:07.023
2 -	33.420	86.4	46.771	73.2	24.991	107.8	1:45.182	83.28	2.524	09:44:52.205
3 -	32.769	90.9	46.079	75.7	24.580	113.9	1:43.428 (3)	84.69	0.770	09:46:35.633
4 -	32.463	89.5	45.754	72.8	24.490	114.5	1:42.707 (2)	85.28	0.049	09:48:18.340
5 -	32.140	92.9	45.670	72.5	24.848	114.7	1:42.658 (1)	85.33		09:50:00.998

P23 11		Joseph THOMAS					Honda - Moto UK Racing			
LAP	SECTOR 1	SECTOR 2		SECTOR 3		LAP TIME	MPH	DIFF	TIME OF DAY	
1 -	OUTLAP	79.7	48.481	71.4	25.184	115.5	1:51.048	78.88	8.289	09:42:56.271

Weather / Track : Cloudy / Dry

Brands Hatch GP

Circuit Length = 2.4332 miles

Start: 09:41 Flag 09:49 End: 09:51

MCRCB BULLETIN TK206

2013 MCE British Superbike Championship - Round 6

2013 Monster Energy British Motostar Championship

WARM-UP - SECTOR ANALYSIS

SECTOR 1 = FL to I1, SECTOR 2 = I1 to I2, SECTOR 3 = I2 to FL, DIFF = Difference To Personal Best Lap

2 -	32.651	88.1	46.563	74.2	24.443	116.5	1:43.657 (2)	84.50	0.898	09:44:39.928
3 -	33.038	87.6	46.235	75.1	24.788	113.7	1:44.061 (3)	84.17	1.302	09:46:23.989
4 -	32.266	93.7	47.419	73.5	24.615	115.1	1:44.300	83.98	1.541	09:48:08.289
5 -	32.329	92.9	45.990	78.4	24.440	116.1	1:42.759 (1)	85.24		09:49:51.048

P24	64	Asher DURHAM					Seel Honda - Repli-Cast UK				
LAP	SECTOR 1	SECTOR 2	SECTOR 3	LAP TIME	MPH	DIFF	TIME OF DAY				
1 -	OUTLAP	78.7	50.166	59.1	26.420	115.1	1:57.122	74.79	13.478	09:43:03.247	
2 -	33.188	91.3	47.032	69.6	25.047	118.7	1:45.267	83.21	1.623	09:44:48.514	
3 -	33.086	92.0	46.739	74.8	24.823	116.5	1:44.648 (3)	83.70	1.004	09:46:33.162	
4 -	32.411	91.9	46.558	73.8	24.675	115.5	1:43.644 (1)	84.51		09:48:16.806	
5 -	32.454	95.3	46.669	73.6	24.980	116.1	1:44.103 (2)	84.14	0.459	09:50:00.909	

P25	79 M3	Chris TAYLOR					Honda - Elevator Bridle & Saddle Co / Coventry Ducati				
LAP	SECTOR 1	SECTOR 2	SECTOR 3	LAP TIME	MPH	DIFF	TIME OF DAY				
1 -	33.800	88.6	47.535	70.9	25.115	118.7	1:46.450	82.29	2.735	09:44:48.323	
2 -	32.600	88.1	46.952	75.6	25.034	117.3	1:44.586 (3)	83.75	0.871	09:46:32.909	
3 -	32.367	90.8	46.553	73.9	24.795	116.9	1:43.715 (1)	84.46		09:48:16.624	
4 -	32.241	93.4	46.847	74.5	24.966	117.7	1:44.054 (2)	84.18	0.339	09:50:00.678	

P26	48	Steve LAWTON					Honda - Cresswell Racing				
LAP	SECTOR 1	SECTOR 2	SECTOR 3	LAP TIME	MPH	DIFF	TIME OF DAY				
1 -	OUTLAP	82.0	50.602	66.4	26.392	107.7	2:11.053	66.84	24.584	09:43:19.746	
2 -	34.885	86.0	48.790	73.3	25.615	112.0	1:49.290	80.15	2.821	09:45:09.036	
3 -	33.747	87.7	48.071	75.6	25.539	110.7	1:47.357 (3)	81.59	0.888	09:46:56.393	
4 -	34.133	91.9	47.586	76.8	25.182	111.4	1:46.901 (2)	81.94	0.432	09:48:43.294	
5 -	33.865	93.2	47.539	80.4	25.065	112.4	1:46.469 (1)	82.27		09:50:29.763	

P27	71	David WALES					Honda - TAD Racing				
LAP	SECTOR 1	SECTOR 2	SECTOR 3	LAP TIME	MPH	DIFF	TIME OF DAY				
1 -	33.992	84.9	48.575	67.2	26.226	107.8	1:48.793	80.51	1.452	09:44:52.153	
2 -	33.636	86.3	48.378	72.2	25.746	108.9	1:47.760 (2)	81.29	0.419	09:46:39.913	
3 -	33.686	88.6	48.438	75.1	26.028	106.5	1:48.152 (3)	80.99	0.811	09:48:28.065	
4 -	33.444	86.4	48.103	73.5	25.794	108.2	1:47.341 (1)	81.60		09:50:15.406	

P28	7	Jamie ASHBY					Honda - JPA Racing				
LAP	SECTOR 1	SECTOR 2	SECTOR 3	LAP TIME	MPH	DIFF	TIME OF DAY				
1 -	OUTLAP	73.6	53.132	64.4	27.128	110.5	2:04.200	70.53	14.185	09:43:14.012	
2 -	35.364	83.0	49.777	69.3	26.362	110.3	1:51.503	78.56	1.488	09:45:05.515	
3 -	34.789	85.9	49.508	70.3	26.298	109.8	1:50.595 (2)	79.20	0.580	09:46:56.110	
4 -	34.575	85.2	49.873	71.0	26.456	110.0	1:50.904 (3)	78.98	0.889	09:48:47.014	
5 -	34.592	86.3	49.385	71.4	26.038	110.3	1:50.015 (1)	79.62		09:50:37.029	

MCRCB BULLETIN TK207**2013 MCE British Superbike Championship - Round 6****2013 Monster Energy British Motostar Championship****WARM-UP - BEST SPEEDS**

SECTOR 1				SECTOR 2			FINISH LINE		
POS	NO	NAME	MPH	NO	NAME	MPH	NO	NAME	MPH
1	95	Tarran MACKENZIE	104.5	28	Bradley RAY	91.4	95	Tarran MACKENZIE	123.3
2	45	Olly SIMPSON	103.2	40	Joe FRANCIS	90.6	28	Bradley RAY	122.9
3	67	Andy REID	103.0	45	Olly SIMPSON	88.7	66	Joe IRVING	122.2
4	22	Stephanie WADDELOW	102.7	95	Tarran MACKENZIE	88.0	3	Taz TAYLOR	121.1
5	66	Joe IRVING	102.6	80	Callum BEY	87.8	17	Tom CARNE	120.4
6	80	Callum BEY	102.6	72	Ricky TARREN	86.9	22	Stephanie WADDELOW	120.0
7	40	Joe FRANCIS	102.4	3	Taz TAYLOR	86.8	10	Peter SUTHERLAND	119.8
8	28	Bradley RAY	101.6	34	Jordan WEAVING	85.7	43	Arnie SHELTON	119.6
9	3	Taz TAYLOR	101.3	17	Tom CARNE	85.1	67	Andy REID	119.6
10	13	Sam BURMAN	101.3	43	Arnie SHELTON	85.1	40	Joe FRANCIS	118.9
11	17	Tom CARNE	101.0	10	Peter SUTHERLAND	84.3	24	Daniel COSTILLA	118.7
12	36	Jayson URIBE	100.9	44	Jake BAYFORD	84.2	44	Jake BAYFORD	118.7
13	35	Elliot LODGE	100.6	67	Andy REID	84.2	64	Asher DURHAM	118.7
14	10	Peter SUTHERLAND	100.1	13	Sam BURMAN	83.5	79	Chris TAYLOR	118.7
15	34	Jordan WEAVING	99.8	24	Daniel COSTILLA	83.5	45	Olly SIMPSON	118.5
16	43	Arnie SHELTON	99.8	36	Jayson URIBE	83.4	13	Sam BURMAN	118.3
17	72	Ricky TARREN	99.2	35	Elliot LODGE	83.0	80	Callum BEY	117.5
18	44	Jake BAYFORD	97.2	22	Stephanie WADDELOW	82.3	35	Elliot LODGE	117.3
19	41	Milo WARD	96.2	66	Joe IRVING	81.6	11	Joseph THOMAS	116.5
20	24	Daniel COSTILLA	95.3	41	Milo WARD	81.3	41	Milo WARD	115.9
21	64	Asher DURHAM	95.3	48	Steve LAWTON	80.4	36	Jayson URIBE	115.7
22	11	Joseph THOMAS	93.7	12	Edward RENDELL	80.0	77	Jason VERNON	115.1
23	12	Edward RENDELL	93.5	77	Jason VERNON	78.7	42	James HOBSON	114.7
24	79	Chris TAYLOR	93.4	11	Joseph THOMAS	78.4	72	Ricky TARREN	114.1
25	48	Steve LAWTON	93.2	42	James HOBSON	75.7	48	Steve LAWTON	112.4
26	77	Jason VERNON	93.2	79	Chris TAYLOR	75.6	7	Jamie ASHBY	110.5
27	42	James HOBSON	92.9	71	David WALES	75.1	71	David WALES	110.1
28	71	David WALES	88.6	64	Asher DURHAM	74.8	34	Jordan WEAVING	109.8
29	7	Jamie ASHBY	86.3	7	Jamie ASHBY	71.4			

Weather / Track : Cloudy / Dry

Brands Hatch GP

Circuit Length = 2.4332 miles

Start: 09:41 Flag 09:49 End: 09:51

Results can be found at www.tsl-timing.com

Printed - 09:53 Sunday, 21 July 2013

MCRCB BULLETIN TK208

2013 MCE British Superbike Championship - Round 6

2013 Monster Energy British Motostar Championship

WARM-UP - BEST SECTORS

SECTOR 1			SECTOR 2			SECTOR 3			IDEAL / BEST COMPARISON						
POS	NO	NAME	TIME	NO	NAME	TIME	NO	NAME	TIME	POS	NO	NAME	IDEAL	BEST	DIFF
1	40	FRANCIS	30.215	40	FRANCIS	42.985	28	RAY	22.994						
2	45	SIMPSON	30.215	95	MACKENZIE	43.155	95	MACKENZIE	23.164	1	40	FRANCIS	1:36.411	1:36.439	0.028
3	95	MACKENZIE	30.217	28	RAY	43.229	40	FRANCIS	23.211	2	95	MACKENZIE	1:36.536	1:36.581	0.045
4	17	CARNE	30.336	45	SIMPSON	43.286	45	SIMPSON	23.281	3	28	RAY	1:36.631	1:36.631	0.000
5	66	IRVING	30.364	66	IRVING	43.402	66	IRVING	23.441	4	45	SIMPSON	1:36.782	1:36.804	0.022
6	28	RAY	30.408	17	CARNE	43.414	10	SUTHERLAND	23.492	5	66	IRVING	1:37.207	1:37.232	0.025
7	80	BEY	30.880	80	BEY	43.943	17	CARNE	23.572	6	17	CARNE	1:37.322	1:37.346	0.024
8	43	SHELTON	31.015	43	SHELTON	43.998	43	SHELTON	23.728	7	80	BEY	1:38.584	1:38.584	0.000
9	3	TAYLOR	31.048	67	REID	44.169	24	COSTILLA	23.758	8	43	SHELTON	1:38.741	1:39.205	0.464
10	67	REID	31.115	10	SUTHERLAND	44.222	80	BEY	23.761	9	10	SUTHERLAND	1:39.045	1:39.512	0.467
11	35	LODGE	31.129	3	TAYLOR	44.754	3	TAYLOR	23.812	10	67	REID	1:39.171	1:39.171	0.000
12	34	WEAVING	31.209	44	BAYFORD	44.874	67	REID	23.887	11	3	TAYLOR	1:39.614	1:39.614	0.000
13	10	SUTHERLAND	31.331	35	LODGE	44.902	22	WADDELOW	23.966	12	35	LODGE	1:40.075	1:40.153	0.078
14	44	BAYFORD	31.560	22	WADDELOW	44.934	44	BAYFORD	24.020	13	34	WEAVING	1:40.328	1:40.328	0.000
15	41	WARD	31.573	24	COSTILLA	44.975	35	LODGE	24.044	14	44	BAYFORD	1:40.454	1:40.454	0.000
16	36	URIBE	31.598	34	WEAVING	45.023	34	WEAVING	24.096	15	24	COSTILLA	1:40.524	1:40.524	0.000
17	22	WADDELOW	31.708	36	URIBE	45.471	41	WARD	24.375	16	22	WADDELOW	1:40.608	1:40.628	0.020
18	24	COSTILLA	31.791	72	TARREN	45.544	72	TARREN	24.375	17	36	URIBE	1:41.497	1:42.110	0.613
19	13	BURMAN	31.901	41	WARD	45.586	36	URIBE	24.428	18	41	WARD	1:41.534	1:41.983	0.449
20	72	TARREN	31.979	42	HOBSON	45.670	11	THOMAS	24.440	19	72	TARREN	1:41.898	1:41.898	0.000
21	77	VERNON	32.006	13	BURMAN	45.675	42	HOBSON	24.490	20	13	BURMAN	1:42.159	1:42.159	0.000
22	42	HOBSON	32.140	11	THOMAS	45.990	77	VERNON	24.505	21	42	HOBSON	1:42.300	1:42.658	0.358
23	79	TAYLOR	32.241	77	VERNON	46.048	13	BURMAN	24.583	22	77	VERNON	1:42.559	1:42.559	0.000
24	11	THOMAS	32.266	12	RENDELL	46.511	64	DURHAM	24.675	23	11	THOMAS	1:42.696	1:42.759	0.063
25	64	DURHAM	32.411	79	TAYLOR	46.553	79	TAYLOR	24.795	24	79	TAYLOR	1:43.589	1:43.715	0.126
26	71	WALES	33.444	64	DURHAM	46.558	48	LAWTON	25.065	25	64	DURHAM	1:43.644	1:43.644	0.000
27	48	LAWTON	33.747	48	LAWTON	47.539	71	WALES	25.746	26	48	LAWTON	1:46.351	1:46.469	0.118
28	7	ASHBY	34.575	71	WALES	48.103	7	ASHBY	26.038	27	71	WALES	1:47.293	1:47.341	0.048
29				7	ASHBY	49.385				28	7	ASHBY	1:49.998	1:50.015	0.017

Weather / Track : Cloudy / Dry

Results can be found at www.tsl-timing.com

Brands Hatch GP

Circuit Length = 2.4332 miles

Start: 09:41 Flag 09:49 End: 09:51

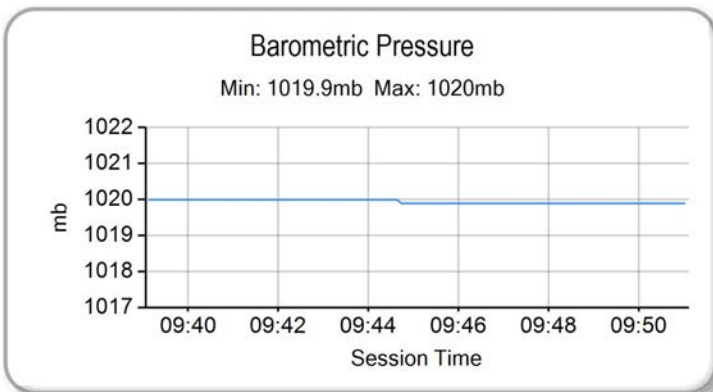
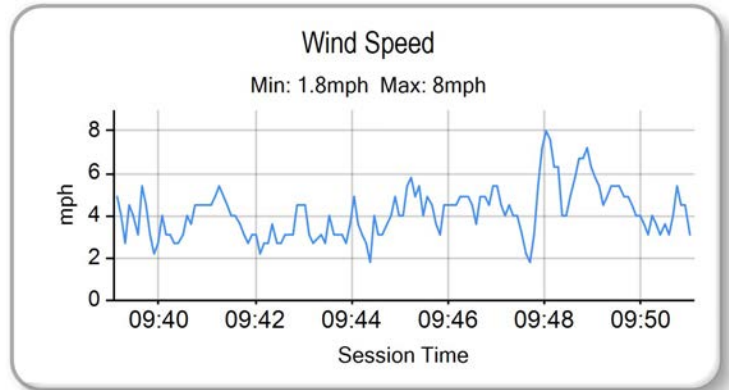
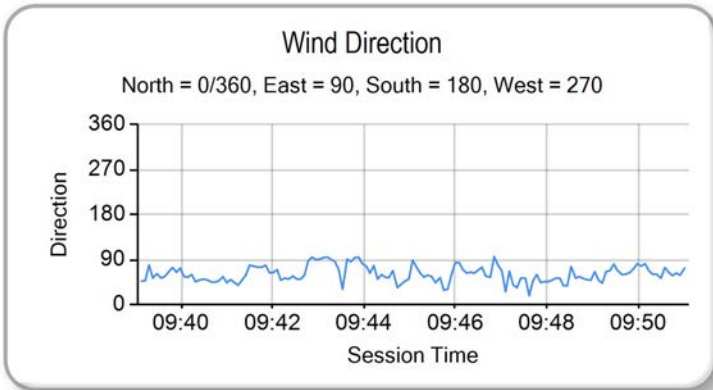
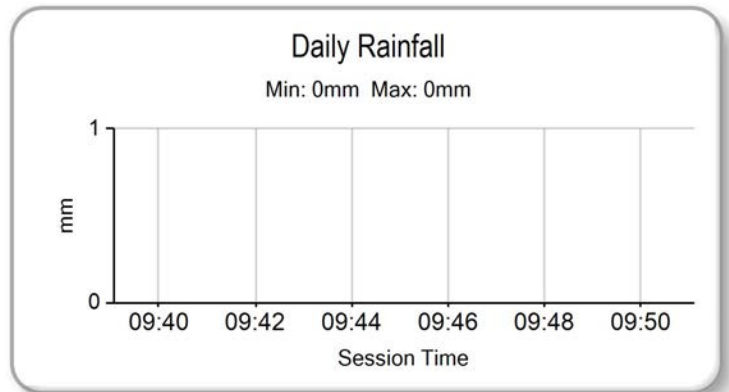
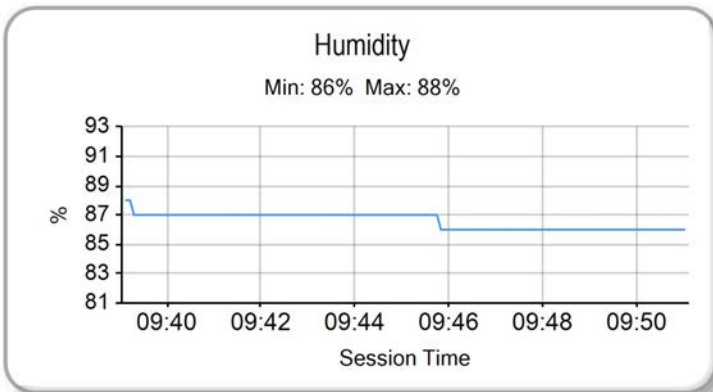
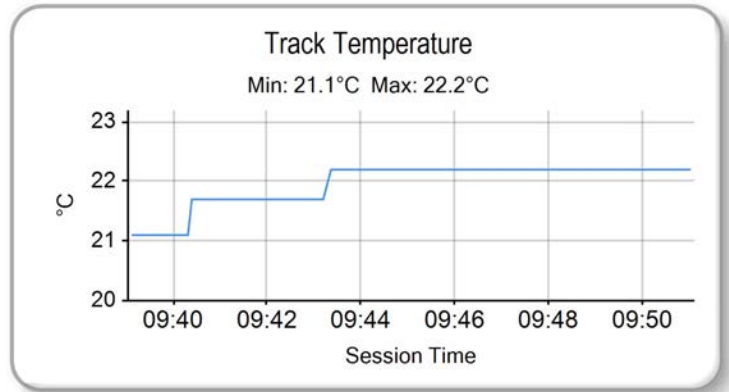
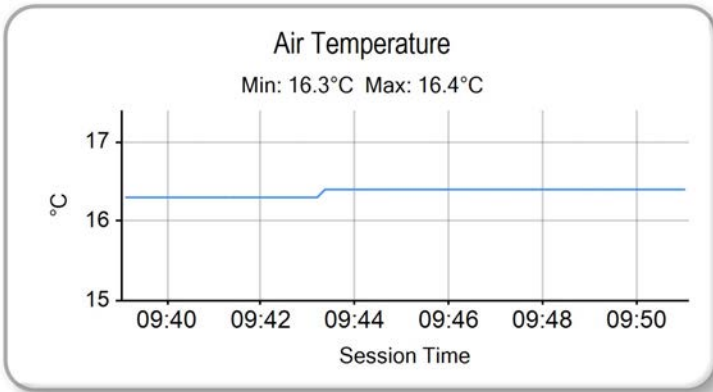
Printed - 09:53 Sunday, 21 July 2013

MCRCB BULLETIN TK209

2013 MCE British Superbike Championship - Round 6

2013 Monster Energy British Motostar Championship

WARM-UP - WEATHER CONDITIONS



Weather / Track : Cloudy / Dry

Results can be found at www.tsl-timing.com

Brands Hatch GP
Circuit Length = 2.4332 miles
Start: 09:41 Flag 09:49 End: 09:51

Printed - 09:54 Sunday, 21 July 2013



ROW 8				29	7	Jamie ASHBY	1:49.363									
ROW 7	28	71	David WALES	1:48.728	27	79	Chris TAYLOR	1:45.286	26	48	Steve LAWTON	1:43.942	25	77	Jason VERNON	1:42.278
ROW 6	24	42	James HOBSON	1:42.195	23	64	Asher DURHAM	1:42.162	22	13	Sam BURMAN	1:41.996	21	11	Joseph THOMAS	1:41.932
ROW 5	20	36	Jayson URIBE	1:41.291	19	35	Elliot LODGE	1:40.707	18	24	Daniel COSTILLA	1:40.472	17	72	Ricky TARREN	1:40.388
ROW 4	16	41	Milo WARD	1:40.338	15	44	Jake BAYFORD	1:39.633	14	3	Taz TAYLOR	1:39.163	13	67	Andy REID	1:38.451
ROW 3	12	22	Stephanie WADDELOW	1:38.242	11	80	Callum BEY	1:38.016	10	43	Arnie SHELTON	1:37.940	9	10	Peter SUTHERLAND	1:37.718
ROW 2	8	66	Joe IRVING	1:37.355	7	12	Edward RENDELL	1:36.988	6	40	Joe FRANCIS	1:36.785	5	17	Tom CARNE	1:36.567
ROW 1	4	28	Bradley RAY	1:36.426	3	45	Olly SIMPSON	1:36.424	2	34	Jordan WEAIVING	1:36.171	1	95	Tarran MACKENZIE	1:36.018
																Pole

Brands Hatch GP
Circuit Length = 2.4332 miles

These results are provisional until the conclusion of any judicial and technical matters.

Race Director :	Stewards :	Timekeeper :
-----------------	------------	--------------

Results can be found at www.britishsuperbike.com

Printed - 09:52 Sunday, 21 July 2013



RACE 9 - CLASSIFICATION



POS	NO	CL	PIC NAME	ENTRY	LAPS	TIME	GAP	DIFF	MPH	BEST	ON
1	66	M3	1 Joe IRVING	KTM - RS Racing / The Toad and Tatie Pub	12	19:13.083			91.16	1:35.083	4
2	95	M3	2 Tarran MACKENZIE	KTM - Redline KTM	12	19:13.190	0.107	0.107	91.15	1:35.031	7
3	40	M3	3 Joe FRANCIS	Honda - Team WD40	12	19:13.227	0.144	0.037	91.15	1:34.880	4
4	28		1 Bradley RAY	EE - FAB Racing	12	19:13.259	0.176	0.032	91.14	1:35.036	4
5	45	M3	4 Olly SIMPSON	Honda - Olly Simpson Racing	12	19:13.384	0.301	0.125	91.13	1:35.006	4
6	43		2 Arnie SHELTON	Honda - e3 motorsport	12	19:28.586	15.503	15.202	89.95	1:36.417	7
7	17		3 Tom CARNE	Honda - TC Racing / SP125 racing	12	19:28.682	15.599	0.096	89.94	1:36.216	9
8	10		4 Peter SUTHERLAND	Aprilia - Kinpac Racing / Floorcoat UK	12	19:28.745	15.662	0.063	89.94	1:36.300	8
9	80		5 Callum BEY	Honda - RCD Motorsport	12	19:41.855	28.772	13.110	88.94	1:37.141	5
10	22		6 Stephanie WADDELOW	Aprilia - Moto Strada	12	19:42.313	29.230	0.458	88.90	1:36.932	12
11	3		7 Taz TAYLOR	Luyten Honda - FPW Racing	12	20:01.004	47.921	18.691	87.52	1:38.880	3
12	35		8 Elliot LODGE	Honda - SP125 / SpikeRacing	12	20:08.922	55.839	7.918	86.95	1:39.252	11
13	24		9 Daniel COSTILLA	Honda - Repli-Cast UK	12	20:09.938	56.855	1.016	86.87	1:39.286	10
14	44		10 Jake BAYFORD	Honda - j4ke.com	12	20:10.169	57.086	0.231	86.86	1:39.507	10
15	36		11 Jayson URIBE	Honda - Rock and Sons Racing	12	20:10.737	57.654	0.568	86.82	1:39.674	11
16	11		12 Joseph THOMAS	Honda - Moto UK Racing	12	20:23.965	1:10.882	13.228	85.88	1:40.831	11
17	72		13 Ricky TARREN	Honda - Cresswell Racing	12	20:24.021	1:10.938	0.056	85.87	1:40.731	4
18	13	M3	5 Sam BURMAN	Honda - WNT / Burman Racing	12	20:30.170	1:17.087	6.149	85.45	1:41.286	6
19	41		14 Milo WARD	Luyten Honda - FPW Racing	12	20:30.317	1:17.234	0.147	85.43	1:41.114	3
20	42	M3	6 James HOBSON	Honda - Two 4 Motorsport	12	20:30.441	1:17.358	0.124	85.43	1:40.444	12
21	79	M3	7 Chris TAYLOR	Honda - Elevator Bridle & Saddle Co / Coventry Duc	12	20:48.753	1:35.670	18.312	84.17	1:42.696	2
22	64		15 Asher DURHAM	Seel Honda - Repli-Cast UK	12	20:49.085	1:36.002	0.332	84.15	1:42.756	5
23	77		16 Jason VERNON	Honda - SGR Racing	12	20:49.141	1:36.058	0.056	84.15	1:42.299	4
24	48		17 Steve LAWTON	Honda - Cresswell Racing	12	20:49.236	1:36.153	0.095	84.14	1:42.226	4
25	71		18 David WALES	Honda - TAD Racing	11	19:56.254	1 Lap	1 Lap	80.54	1:47.205	5
26	7		19 Jamie ASHBY	Honda - JPA Racing	11	20:10.802	1 Lap	14.548	79.58	1:48.099	10

NOT CLASSIFIED

DNF	67		Andy REID	Honda - RS Racing	8	13:25.881	4 Laps	3 Laps	86.95	1:37.020	5
DNF	12		Edward RENDELL	Honda - Banks Racing	7	11:25.775	5 Laps	1 Lap	89.41	1:36.299	7
DNF	34	M3	Jordan WEAVING	KTM - Jordan Racing / Burkert	2	3:17.963	10 Laps	5 Laps	88.49	1:36.198	2

FASTEST LAP

	40	M3	Joe FRANCIS	Honda - Team WD40	4	1:34.880			92.32 mph	148.58 kph	
	28		Bradley RAY	EE - FAB Racing	4	1:35.036			92.17 mph	148.33 kph	

Brands Hatch GP

Circuit Length = 2.4332 miles

Start: 14:16 Flag 14:35 End: 14:37

Weather / Track : Sunny / Dry

These results are provisional until the conclusion of any judicial and technical matters.

Race Director :	Stewards :	Timekeeper :
-----------------	------------	--------------

Results can be found at www.britishsuperbike.com

Printed - 14:38 Sunday, 21 July 2013

RACE 9 - LAP CHART

LAP 1			LAP 3			LAP 5			LAP 7			LAP 9		
NO	BEHIND	LAP TIME	NO	BEHIND	LAP TIME	NO	BEHIND	LAP TIME	NO	BEHIND	LAP TIME	NO	BEHIND	LAP TIME
28		1:41.172	28		1:35.303	28		1:35.141	28		1:35.933	40	0.224	1:35.661
95	0.184	1:41.356	40	0.536	1:35.345	40	0.190	1:34.951	40	0.026	1:35.827	95	0.722	1:35.720
34	0.593	1:41.765	95	0.852	1:35.778	66	1.283	1:35.313	95	0.209	1:35.031	45	1.061	1:35.795
40	0.672	1:41.844	66	1.064	1:35.319	95	1.337	1:35.444	66	0.365	1:35.097	71	1 Lap	1:48.027
45	0.813	1:41.985	45	1.246	1:35.281	45	1.447	1:35.372	45	0.472	1:35.041	17	12.788	1:36.216
66	1.051	1:42.223	17	5.625	1:37.412	17	9.265	1:36.907	43	11.345	1:36.417	43	13.232	1:36.733
17	1.635	1:42.807	43	5.681	1:36.867	43	9.301	1:36.891	17	11.583	1:36.688	10	13.439	1:36.751
10	2.462	1:43.634	10	5.854	1:36.975	10	9.950	1:36.785	10	11.803	1:36.537	7	1 Lap	1:50.595
43	2.682	1:43.854	12	6.519	1:36.784	12	10.634	1:36.917	12	12.164	1:36.299	80	21.207	1:38.343
12	3.215	1:44.387	67	7.453	1:37.280	67	11.370	1:37.020	67	15.524	1:37.830	22	25.057	1:38.003
80	3.515	1:44.687	80	8.216	1:37.529	80	12.389	1:37.141	80	15.738	1:37.462	3	38.724	1:39.121
67	3.594	1:44.766	22	10.252	1:38.126	22	15.983	1:37.818	22	20.533	1:37.959	35	45.629	1:40.306
22	4.320	1:45.492	3	14.984	1:38.880	3	23.550	1:39.505	3	30.577	1:39.158	24	45.679	1:40.093
36	6.935	1:48.107	35	17.442	1:40.309	24	27.273	1:39.671	44	36.539	1:39.954	44	45.734	1:40.513
35	7.328	1:48.500	36	17.695	1:40.489	35	27.333	1:40.052	35	36.571	1:40.248	36	46.062	1:40.545
44	7.372	1:48.544	44	17.737	1:40.457	36	27.429	1:39.772	36	36.751	1:39.725	11	54.904	1:41.704
3	7.387	1:48.559	24	18.165	1:39.990	44	27.538	1:39.734	24	36.977	1:40.847	72	55.018	1:41.680
11	8.094	1:49.266	11	19.506	1:40.969	11	31.689	1:41.415	11	43.189	1:41.513	13	59.079	1:41.757
24	8.328	1:49.500	72	20.405	1:40.794	72	31.801	1:40.842	72	43.325	1:41.542	41	59.254	1:41.469
41	8.880	1:50.052	41	21.094	1:41.114	41	34.554	1:42.138	13	46.724	1:41.546	42	1:02.466	1:41.204
72	9.345	1:50.517	13	22.262	1:41.534	13	35.194	1:41.413	41	47.778	1:42.668	79	1:13.187	1:43.548
13	9.616	1:50.788	79	25.500	1:43.751	42	39.111	1:41.674	42	51.156	1:41.577	64	1:13.468	1:43.275
79	10.013	1:51.185	42	25.730	1:42.955	79	41.860	1:42.935	79	56.844	1:43.265	48	1:13.647	1:43.190
48	10.499	1:51.671	64	26.220	1:42.871	64	42.072	1:42.756	64	56.983	1:43.272	77	1:13.788	1:43.236
64	10.680	1:51.852	77	27.479	1:43.287	77	42.279	1:42.678	48	57.052	1:42.967			
42	10.823	1:51.995	48	27.606	1:43.779	48	43.124	1:43.469	77	58.596	1:44.587			
77	11.994	1:53.166	71	40.420	1:47.900	71	1:04.868	1:47.205	71	1:29.049	1:48.091			
71	15.071	1:56.243	7	44.486	1:49.241	7	1:11.749	1:48.932						
7	16.824	1:57.996												

LAP 2			LAP 4			LAP 6			LAP 8			LAP 10		
NO	BEHIND	LAP TIME	NO	BEHIND	LAP TIME	NO	BEHIND	LAP TIME	NO	BEHIND	LAP TIME	NO	BEHIND	LAP TIME
28		1:35.657	28		1:35.036	28		1:35.369	28		1:35.844	66		1:35.896
95	0.377	1:35.850	40	0.380	1:34.880	40	0.132	1:35.311	40	0.134	1:35.952	40	0.130	1:35.802
40	0.494	1:35.479	95	1.034	1:35.218	95	1.111	1:35.143	66	0.419	1:35.898	28	0.190	1:36.055
66	1.048	1:35.654	66	1.111	1:35.083	66	1.201	1:35.287	95	0.573	1:36.208	95	0.252	1:35.426
34	1.134	1:36.198	45	1.216	1:35.006	45	1.364	1:35.286	45	0.837	1:36.209	45	0.427	1:35.262
45	1.268	1:36.112	17	7.499	1:36.910	17	10.828	1:36.932	7	1 Lap	1:50.071	43	14.233	1:36.897
17	3.516	1:37.538	43	7.551	1:36.906	43	10.861	1:36.929	43	12.070	1:36.569	10	14.310	1:36.767
43	4.117	1:37.092	10	8.306	1:37.488	10	11.199	1:36.618	17	12.143	1:36.404	17	14.338	1:37.446
10	4.182	1:37.377	12	8.858	1:37.375	12	11.798	1:36.533	10	12.259	1:36.300	71	1 Lap	1:48.526
12	5.038	1:37.480	67	9.491	1:37.074	67	13.627	1:37.626	80	18.435	1:38.541	80	23.516	1:38.205
67	5.476	1:37.539	80	10.389	1:37.209	80	14.209	1:37.189	22	22.625	1:37.936	22	26.869	1:37.708
80	5.990	1:38.132	22	13.306	1:38.090	22	18.507	1:37.893	3	35.174	1:40.441	7	1 Lap	1:49.135
22	7.429	1:38.766	3	19.186	1:39.238	3	27.352	1:39.171	67	36.426	1:56.746	3	41.873	1:39.045
3	11.407	1:39.677	35	22.422	1:40.016	24	32.063	1:40.159	44	40.792	1:40.097	24	49.069	1:39.286
35	12.436	1:40.765	24	22.743	1:39.614	35	32.256	1:40.292	35	40.894	1:40.167	35	49.125	1:39.392
36	12.509	1:41.231	36	22.798	1:40.139	44	32.518	1:40.349	36	41.088	1:40.181	44	49.345	1:39.507
44	12.583	1:40.868	44	22.945	1:40.244	11	37.609	1:41.289	24	41.157	1:40.024	36	50.363	1:40.197
24	13.478	1:40.807	11	25.415	1:40.945	11	37.609	1:41.289	11	48.771	1:41.426	11	1:00.731	1:41.723
11	13.840	1:41.403	72	26.100	1:40.731	72	37.716	1:41.284	72	48.909	1:41.428	72	1:00.786	1:41.664
72	14.914	1:41.226	41	27.557	1:41.499	41	41.043	1:41.858	13	52.893	1:42.013	13	1:05.156	1:41.973
41	15.283	1:42.060	13	28.922	1:41.696	13	41.111	1:41.286	41	53.356	1:41.422	41	1:05.439	1:42.081
13	16.031	1:42.072	42	32.578	1:41.884	42	45.512	1:41.770	42	56.833	1:41.521	42	1:07.966	1:41.396
79	17.052	1:42.696	79	34.066	1:43.602	79	49.512	1:43.021	79	1:05.210	1:44.210	79	1:21.002	1:43.711
42	18.078	1:42.912	64	34.457	1:43.273	64	49.644	1:42.941	64	1:05.764	1:44.625	64	1:21.276	1:43.704
64	18.652	1:43.629	77	34.742	1:42.299	77	49.942	1:43.032	48	1:06.028	1:44.820	77	1:21.456	1:43.564
48	19.130	1:44.288	48	34.796	1:42.226	48	50.018	1:42.263	77	1:06.123	1:43.371	48	1:21.666	1:43.915
77	19.495	1:43.158	71	52.804	1:47.420	71	1:16.891	1:47.392						
71	27.823	1:48.409	7	57.958	1:48.508	7	1:25.429	1:49.049						
7	30.548	1:49.381												

Weather / Track : Sunny / Dry

Brands Hatch GP
 Circuit Length = 2.4332 miles
 Start: 14:16 Flag 14:35 End: 14:37

MCRCB BULLETIN TK265

2013 MCE British Superbike Championship - Round 6

2013 Monster Energy British Motostar Championship

RACE 9 - LAP CHART

80	25.683	1:38.300
22	28.326	1:37.590
71	1 Lap	1:49.517
7	1 Lap	1:48.099
3	44.634	1:38.894
35	52.244	1:39.252
24	53.254	1:40.318
44	53.522	1:40.310
36	53.904	1:39.674
11	1:05.429	1:40.831
72	1:05.665	1:41.012
13	1:10.940	1:41.917
41	1:11.157	1:41.851
42	1:12.942	1:41.109
79	1:28.720	1:43.851
64	1:28.961	1:43.818
77	1:29.145	1:43.822
48	1:29.292	1:43.759

LAP 12

NO	BEHIND	LAP TIME
66		1:35.902
95	0.107	1:36.135
40	0.144	1:36.136
28	0.176	1:36.159
45	0.301	1:36.111
43	15.503	1:36.698
17	15.599	1:36.522
10	15.662	1:36.647
80	28.772	1:39.117
22	29.230	1:36.932
71	1 Lap	1:47.524
3	47.921	1:39.315
35	55.839	1:39.623
24	56.855	1:39.629
44	57.086	1:39.592
36	57.654	1:39.778
7	1 Lap	1:49.795
11	1:10.882	1:41.481
72	1:10.938	1:41.301
13	1:17.087	1:42.175
41	1:17.234	1:42.105
42	1:17.358	1:40.444
79	1:35.670	1:42.978
64	1:36.002	1:43.069
77	1:36.058	1:42.941
48	1:36.153	1:42.889

Weather / Track : Sunny / Dry

Results can be found at www.tsl-timing.com

Page 2 of 2

Brands Hatch GP
Circuit Length = 2.4332 miles
Start: 14:16 Flag 14:35 End: 14:37

Printed - 14:40 Sunday, 21 July 2013

MCRCB BULLETIN TK266

2013 MCE British Superbike Championship - Round 6

2013 Monster Energy British Motostar Championship

RACE 9 - POSITION CHART

No	Name	Lap													
		Pos	1	2	3	4	5	6	7	8	9	10	11	12	
95	MACKENZIE	1	28	28	28	28	28	28	28	28	28	66	66	95	66
34	WEAVING	2	95	95	40	40	40	40	40	40	28	40	40	95	
45	SIMPSON	3	34	40	95	95	66	95	95	66	40	28	28	40	
28	RAY	4	40	66	66	66	95	66	66	95	95	95	66	28	
17	CARNE	5	45	34	45	45	45	45	45	45	45	45	45	45	
40	FRANCIS	6	66	45	17	17	17	17	43	43	17	43	43	43	
12	RENDELL	7	17	17	43	43	43	43	17	17	43	10	10	17	
66	IRVING	8	10	43	10	10	10	10	10	10	10	17	17	10	
10	SUTHERLAND	9	43	10	12	12	12	12	12	80	80	80	80	80	
43	SHELTON	10	12	12	67	67	67	67	67	22	22	22	22	22	
80	BEY	11	80	67	80	80	80	80	80	3	3	3	3	3	
22	WADDELOW	12	67	80	22	22	22	22	22	67	35	24	35	35	
67	REID	13	22	22	3	3	3	3	3	44	24	35	24	24	
3	TAYLOR	14	36	3	35	35	24	24	44	35	44	44	44	44	
44	BAYFORD	15	35	35	36	24	35	35	35	36	36	36	36	36	
41	WARD	16	44	36	44	36	36	44	36	24	11	11	11	11	
72	TARREN	17	3	44	24	44	44	36	24	11	72	72	72	72	
24	COSTILLA	18	11	24	11	11	11	11	11	72	13	13	13	13	
35	LODGE	19	24	11	72	72	72	72	72	13	41	41	41	41	
36	URIBE	20	41	72	41	41	41	41	13	41	42	42	42	42	
11	THOMAS	21	72	41	13	13	13	13	41	42	79	79	79	79	
13	BURMAN	22	13	13	79	42	42	42	42	79	64	64	64	64	
64	DURHAM	23	79	79	42	79	79	79	79	64	48	77	77	77	
42	HOBSON	24	48	42	64	64	64	64	64	48	77	48	48	48	
77	VERNON	25	64	64	77	77	77	77	48	77	71	71	71		
48	LAWTON	26	42	48	48	48	48	48	77	71	7	7	7		
79	TAYLOR	27	77	77	71	71	71	71	71	7					
71	WALES	28	71	71	7	7	7	7	7						
7	ASHBY	29	7	7											

Weather / Track : Sunny / Dry

Brands Hatch GP
 Circuit Length = 2.4332 miles
 Start: 14:16 Flag 14:35 End: 14:37

Results can be found at www.tsl-timing.com

Printed - 14:42 Sunday, 21 July 2013

MCRCB BULLETIN TK267

2013 MCE British Superbike Championship - Round 6

2013 Monster Energy British Motostar Championship

RACE 9 - SECTOR ANALYSIS

SECTOR 1 = FL to I1, SECTOR 2 = I1 to I2, SECTOR 3 = I2 to FL, DIFF = Difference To Personal Best Lap

P1	66	M3	Joe IRVING		KTM - RS Racing / The Toad and Tatle Pub					
LAP	SECTOR 1		SECTOR 2		SECTOR 3		LAP TIME	MPH	DIFF	TIME OF DAY
1 -		102.2	43.339	81.4	23.011	125.2	1:42.223	85.69	7.140	14:18:03.059
2 -	29.925	102.1	42.836	82.4	22.893	124.9	1:35.654	91.57	0.571	14:19:38.713
3 -	29.838	105.8	42.640	85.8	22.841	123.8	1:35.319	91.90	0.236	14:21:14.032
4 -	29.755	103.8	42.430	85.9	22.898	125.9	1:35.083 (1)	92.12		14:22:49.115
5 -	29.845	104.0	42.464	86.2	23.004	121.7	1:35.313	91.90	0.230	14:24:24.428
6 -	29.817	103.8	42.781	88.0	22.689	122.0	1:35.287	91.93	0.204	14:25:59.715
7 -	30.091	101.2	42.339	86.7	22.667	124.5	1:35.097 (2)	92.11	0.014	14:27:34.812
8 -	29.906	102.1	42.823	83.9	23.169	123.3	1:35.898	91.34	0.815	14:29:10.710
9 -	29.791	103.7	42.666	87.2	22.695	121.5	1:35.152 (3)	92.06	0.069	14:30:45.862
10 -	30.004	103.7	42.928	86.7	22.964	121.5	1:35.896	91.34	0.813	14:32:21.758
11 -	29.879	104.6	43.540	85.1	22.840	123.8	1:36.259	91.00	1.176	14:33:58.017
12 -	29.869	103.2	42.964	87.7	23.069	120.9	1:35.902	91.34	0.819	14:35:33.919

P2	95	M3	Tarran MACKENZIE		KTM - Redline KTM					
LAP	SECTOR 1		SECTOR 2		SECTOR 3		LAP TIME	MPH	DIFF	TIME OF DAY
1 -		101.3	42.933	89.1	23.057	121.3	1:41.356	86.42	6.325	14:18:02.192
2 -	29.954	103.2	43.003	89.8	22.893	121.7	1:35.850	91.39	0.819	14:19:38.042
3 -	29.987	105.1	43.004	89.5	22.787	121.5	1:35.778	91.45	0.747	14:21:13.820
4 -	29.576	103.4	42.657	89.7	22.985	121.3	1:35.218 (3)	91.99	0.187	14:22:49.038
5 -	29.703	105.1	42.846	89.4	22.895	121.5	1:35.444	91.77	0.413	14:24:24.482
6 -	29.832	105.1	42.541	90.5	22.770	121.5	1:35.143 (2)	92.07	0.112	14:25:59.625
7 -	29.645	104.3	42.593	90.9	22.793	122.6	1:35.031 (1)	92.17		14:27:34.656
8 -	30.424	103.8	43.024	89.8	22.760	124.7	1:36.208	91.05	1.177	14:29:10.864
9 -	29.731	104.0	43.120	92.1	22.869	122.4	1:35.720	91.51	0.689	14:30:46.584
10 -	29.541	101.2	43.056	87.4	22.829	124.7	1:35.426	91.79	0.395	14:32:22.010
11 -	29.782	101.8	43.064	88.7	23.035	118.9	1:35.881	91.36	0.850	14:33:57.891
12 -	29.867	102.9	42.834	88.6	23.434	121.3	1:36.135	91.12	1.104	14:35:34.026

P3	40	M3	Joe FRANCIS		Honda - Team WD40					
LAP	SECTOR 1		SECTOR 2		SECTOR 3		LAP TIME	MPH	DIFF	TIME OF DAY
1 -		102.4	43.055	90.0	22.922	123.3	1:41.844	86.01	6.964	14:18:02.680
2 -	29.972	102.7	42.640	88.1	22.867	123.5	1:35.479	91.74	0.599	14:19:38.159
3 -	29.814	102.2	42.666	92.6	22.865	120.2	1:35.345	91.87	0.465	14:21:13.504
4 -	29.617	102.7	42.426	91.8	22.837	121.1	1:34.880 (1)	92.32		14:22:48.384
5 -	29.741	102.9	42.427	92.4	22.783	119.6	1:34.951 (2)	92.25	0.071	14:24:23.335
6 -	29.973	102.7	42.521	89.4	22.817	120.9	1:35.311 (3)	91.90	0.431	14:25:58.646
7 -	29.964	102.7	42.786	91.5	23.077	118.5	1:35.827	91.41	0.947	14:27:34.473
8 -	30.028	102.2	42.932	86.9	22.992	121.5	1:35.952	91.29	1.072	14:29:10.425
9 -	29.981	104.5	42.855	88.1	22.825	121.1	1:35.661	91.57	0.781	14:30:46.086
10 -	29.791	102.9	43.012	87.2	22.999	121.3	1:35.802	91.43	0.922	14:32:21.888
11 -	29.764	102.4	43.047	89.0	23.228	118.9	1:36.039	91.21	1.159	14:33:57.927
12 -	29.771	103.4	42.861	95.7	23.504	119.6	1:36.136	91.11	1.256	14:35:34.063

P4	28	Bradley RAY		EE - FAB Racing						
LAP	SECTOR 1		SECTOR 2		SECTOR 3		LAP TIME	MPH	DIFF	TIME OF DAY
1 -		101.3	43.012	88.4	23.133	121.5	1:41.172	86.58	6.136	14:18:02.008
2 -	29.883	102.6	42.839	89.1	22.935	122.0	1:35.657	91.57	0.621	14:19:37.665
3 -	29.784	103.0	42.520	91.1	22.999	121.5	1:35.303 (3)	91.91	0.267	14:21:12.968
4 -	29.700	104.0	42.503	91.6	22.833	121.7	1:35.036 (1)	92.17		14:22:48.004
5 -	29.767	104.8	42.420	91.0	22.954	121.1	1:35.141 (2)	92.07	0.105	14:24:23.145
6 -	29.938	102.7	42.623	89.4	22.808	122.4	1:35.369	91.85	0.333	14:25:58.514
7 -	30.269	102.2	42.741	89.9	22.923	123.3	1:35.933	91.31	0.897	14:27:34.447
8 -	30.162	101.6	42.662	90.6	23.020	123.1	1:35.844	91.39	0.808	14:29:10.291
9 -	29.911	104.5	42.833	90.6	22.858	120.0	1:35.602	91.62	0.566	14:30:45.893
10 -	30.096	103.5	43.027	88.7	22.932	124.2	1:36.055	91.19	1.019	14:32:21.948
11 -	29.952	102.2	43.035	86.8	23.001	123.5	1:35.988	91.25	0.952	14:33:57.936
12 -	30.068	105.3	42.528	92.8	23.563	124.0	1:36.159	91.09	1.123	14:35:34.095

Weather / Track : Sunny / Dry

Brands Hatch GP

Circuit Length = 2.4332 miles

Start: 14:16 Flag 14:35 End: 14:37

MCRCB BULLETIN TK267

2013 MCE British Superbike Championship - Round 6

2013 Monster Energy British Motostar Championship

RACE 9 - SECTOR ANALYSIS

SECTOR 1 = FL to I1, SECTOR 2 = I1 to I2, SECTOR 3 = I2 to FL, DIFF = Difference To Personal Best Lap

P5	45	M3	Oilly SIMPSON							
			Honda - Oilly Simpson Racing							
LAP	SECTOR 1		SECTOR 2		SECTOR 3		LAP TIME	MPH	DIFF	TIME OF DAY
1 -		103.7	43.410	84.7	22.924	121.7	1:41.985	85.89	6.979	14:18:02.821
2 -	29.999	103.5	43.157	90.5	22.956	123.1	1:36.112	91.14	1.106	14:19:38.933
3 -	30.073	103.8	42.531	90.3	22.677	122.0	1:35.281	91.93	0.275	14:21:14.214
4 -	29.819	104.2	42.420	91.3	22.767	123.5	1:35.006 (1)	92.20		14:22:49.220
5 -	30.171	103.4	42.427	90.3	22.774	122.2	1:35.372	91.84	0.366	14:24:24.592
6 -	30.050	103.4	42.534	90.3	22.702	122.2	1:35.286	91.93	0.280	14:25:59.878
7 -	29.829	104.3	42.597	87.7	22.615	123.8	1:35.041 (2)	92.16	0.035	14:27:34.919
8 -	30.102	104.6	43.171	86.1	22.936	122.6	1:36.209	91.05	1.203	14:29:11.128
9 -	29.833	103.7	43.306	91.3	22.656	121.7	1:35.795	91.44	0.789	14:30:46.923
10 -	29.763	104.3	42.672	89.4	22.827	123.3	1:35.262 (3)	91.95	0.256	14:32:22.185
11 -	29.960	103.0	43.126	88.4	22.838	123.1	1:35.924	91.32	0.918	14:33:58.109
12 -	30.191	104.0	42.710	87.6	23.210	122.6	1:36.111	91.14	1.105	14:35:34.220

P6	43	Arnie SHELTON								
			Honda - e3 motorsport							
LAP	SECTOR 1		SECTOR 2		SECTOR 3		LAP TIME	MPH	DIFF	TIME OF DAY
1 -		96.5	43.732	85.9	23.306	120.6	1:43.854	84.34	7.437	14:18:04.690
2 -	30.623	100.7	43.308	83.9	23.161	120.2	1:37.092	90.22	0.675	14:19:41.782
3 -	30.510	100.0	43.043	87.9	23.314	120.0	1:36.867	90.43	0.450	14:21:18.649
4 -	30.641	99.8	42.992	86.4	23.273	119.6	1:36.906	90.39	0.489	14:22:55.555
5 -	30.583	100.9	42.932	83.9	23.376	114.5	1:36.891	90.40	0.474	14:24:32.446
6 -	30.658	101.0	43.098	85.0	23.173	119.4	1:36.929	90.37	0.512	14:26:09.375
7 -	30.370	100.4	42.858	88.5	23.189	118.3	1:36.417 (1)	90.85		14:27:45.792
8 -	30.243	101.9	43.073	89.7	23.253	118.3	1:36.569 (2)	90.71	0.152	14:29:22.361
9 -	30.343	100.7	43.362	88.0	23.028	118.5	1:36.733	90.55	0.316	14:30:59.094
10 -	30.308	101.6	43.203	88.0	23.386	117.7	1:36.897	90.40	0.480	14:32:35.991
11 -	30.160	101.3	43.338	87.0	23.235	116.9	1:36.733	90.55	0.316	14:34:12.724
12 -	30.538	100.7	42.894	88.8	23.266	117.5	1:36.698 (3)	90.58	0.281	14:35:49.422

P7	17	Tom CARNE								
			Honda - TC Racing / SP125 racing							
LAP	SECTOR 1		SECTOR 2		SECTOR 3		LAP TIME	MPH	DIFF	TIME OF DAY
1 -		100.3	43.243	84.4	23.263	120.6	1:42.807	85.20	6.591	14:18:03.643
2 -	30.491	100.9	43.610	89.1	23.437	118.5	1:37.538	89.80	1.322	14:19:41.181
3 -	30.553	101.0	43.066	86.8	23.793	117.3	1:37.412	89.92	1.196	14:21:18.593
4 -	30.341	101.8	43.136	86.4	23.433	118.3	1:36.910	90.39	0.694	14:22:55.503
5 -	30.325	101.0	43.139	88.4	23.443	116.7	1:36.907	90.39	0.691	14:24:32.410
6 -	30.149	101.5	43.326	87.8	23.457	117.3	1:36.932	90.37	0.716	14:26:09.342
7 -	30.518	98.9	43.116	86.3	23.054	120.2	1:36.688	90.59	0.472	14:27:46.030
8 -	30.231	99.5	43.148	88.4	23.025	122.2	1:36.404 (2)	90.86	0.188	14:29:22.434
9 -	29.808	101.9	43.167	90.1	23.241	117.7	1:36.216 (1)	91.04		14:30:58.650
10 -	30.117	102.4	44.035	86.8	23.294	117.1	1:37.446	89.89	1.230	14:32:36.096
11 -	30.513	99.8	43.299	88.4	23.088	122.0	1:36.900	90.40	0.684	14:34:12.996
12 -	29.983	102.4	43.347	86.4	23.192	120.0	1:36.522 (3)	90.75	0.306	14:35:49.518

P8	10	Peter SUTHERLAND								
			Aprilia - Kinpac Racing / Floorcoat UK							
LAP	SECTOR 1		SECTOR 2		SECTOR 3		LAP TIME	MPH	DIFF	TIME OF DAY
1 -		100.9	43.593	87.2	23.348	118.1	1:43.634	84.52	7.334	14:18:04.470
2 -	30.493	100.1	43.491	87.6	23.393	118.1	1:37.377	89.95	1.077	14:19:41.847
3 -	30.717	101.2	43.024	85.7	23.234	120.2	1:36.975	90.33	0.675	14:21:18.822
4 -	31.085	100.0	43.235	88.7	23.168	117.9	1:37.488	89.85	1.188	14:22:56.310
5 -	30.397	101.9	43.080	89.9	23.308	117.5	1:36.785	90.50	0.485	14:24:33.095
6 -	30.367	100.4	43.071	86.5	23.180	119.4	1:36.618 (3)	90.66	0.318	14:26:09.713
7 -	30.432	100.4	42.949	86.7	23.156	120.4	1:36.537 (2)	90.74	0.237	14:27:46.250
8 -	30.247	100.7	43.146	87.3	22.907	120.2	1:36.300 (1)	90.96		14:29:22.550
9 -	30.359	102.4	43.341	89.3	23.051	118.1	1:36.751	90.54	0.451	14:30:59.301
10 -	30.337	101.3	43.295	85.4	23.135	118.9	1:36.767	90.52	0.467	14:32:36.068
11 -	30.263	101.0	43.334	87.2	23.269	116.9	1:36.866	90.43	0.566	14:34:12.934
12 -	30.552	101.3	43.142	90.4	22.953	121.7	1:36.647	90.63	0.347	14:35:49.581

Brands Hatch GP
 Circuit Length = 2.4332 miles
 Start: 14:16 Flag 14:35 End: 14:37

Weather / Track : Sunny / Dry

MCRCB BULLETIN TK267

2013 MCE British Superbike Championship - Round 6

2013 Monster Energy British Motostar Championship

RACE 9 - SECTOR ANALYSIS

SECTOR 1 = FL to I1, SECTOR 2 = I1 to I2, SECTOR 3 = I2 to FL, DIFF = Difference To Personal Best Lap

P9		80		Callum BEY		Honda - RCD Motorsport				
LAP	SECTOR 1		SECTOR 2		SECTOR 3		LAP TIME	MPH	DIFF	TIME OF DAY
1 -		98.2	43.974	84.9	23.649	119.1	1:44.687	83.67	7.546	14:18:05.523
2 -	30.891	102.4	43.662	84.8	23.579	118.3	1:38.132	89.26	0.991	14:19:43.655
3 -	30.498	102.6	43.549	85.7	23.482	118.5	1:37.529	89.81	0.388	14:21:21.184
4 -	30.463	101.6	43.329	86.5	23.417	118.5	1:37.209 (3)	90.11	0.068	14:22:58.393
5 -	30.428	100.4	43.238	88.4	23.475	117.5	1:37.141 (1)	90.17		14:24:35.534
6 -	30.492	101.5	43.313	87.8	23.384	118.7	1:37.189 (2)	90.13	0.048	14:26:12.723
7 -	30.341	102.7	43.690	88.5	23.431	119.4	1:37.462	89.87	0.321	14:27:50.185
8 -	30.557	100.6	44.220	87.4	23.764	116.5	1:38.541	88.89	1.400	14:29:28.726
9 -	30.571	100.3	43.942	89.5	23.830	114.5	1:38.343	89.07	1.202	14:31:07.069
10 -	30.589	101.2	43.912	88.0	23.704	116.7	1:38.205	89.19	1.064	14:32:45.274
11 -	30.407	101.0	44.122	86.2	23.771	115.3	1:38.300	89.11	1.159	14:34:23.574
12 -	30.640	102.2	44.564	86.1	23.913	114.9	1:39.117	88.37	1.976	14:36:02.691

P10		22		Stephanie WADDELOW		Aprilia - Moto Strada				
LAP	SECTOR 1		SECTOR 2		SECTOR 3		LAP TIME	MPH	DIFF	TIME OF DAY
1 -		100.6	44.156	83.3	23.722	121.3	1:45.492	83.03	8.560	14:18:06.328
2 -	30.889	101.5	44.345	80.0	23.532	120.9	1:38.766	88.69	1.834	14:19:45.094
3 -	30.626	101.8	43.989	84.3	23.511	119.1	1:38.126	89.27	1.194	14:21:23.220
4 -	30.616	102.2	43.939	83.6	23.535	118.9	1:38.090	89.30	1.158	14:23:01.310
5 -	30.484	102.9	43.738	84.8	23.596	118.3	1:37.818	89.55	0.886	14:24:39.128
6 -	30.435	102.9	43.942	85.8	23.516	118.5	1:37.893	89.48	0.961	14:26:17.021
7 -	30.540	102.7	43.855	87.1	23.564	119.8	1:37.959	89.42	1.027	14:27:54.980
8 -	30.490	102.6	43.973	83.4	23.473	119.6	1:37.936	89.44	1.004	14:29:32.916
9 -	30.563	102.6	44.053	86.4	23.387	118.5	1:38.003	89.38	1.071	14:31:10.919
10 -	30.421	103.2	43.906	85.9	23.381	119.6	1:37.708 (3)	89.65	0.776	14:32:48.627
11 -	30.169	102.9	44.041	87.3	23.380	118.9	1:37.590 (2)	89.76	0.658	14:34:26.217
12 -	30.218	104.0	43.465	84.7	23.249	118.5	1:36.932 (1)	90.37		14:36:03.149

P11		3		Taz TAYLOR		Luyten Honda - FPW Racing				
LAP	SECTOR 1		SECTOR 2		SECTOR 3		LAP TIME	MPH	DIFF	TIME OF DAY
1 -		93.5	45.437	84.8	24.029	120.6	1:48.559	80.69	9.679	14:18:09.395
2 -	31.286	100.6	44.671	90.5	23.720	118.7	1:39.677	87.88	0.797	14:19:49.072
3 -	30.965	99.8	44.207	87.4	23.708	117.7	1:38.880 (1)	88.59		14:21:27.952
4 -	31.130	99.5	44.312	89.8	23.796	116.5	1:39.238	88.27	0.358	14:23:07.190
5 -	31.010	101.3	44.557	88.8	23.938	116.5	1:39.505	88.03	0.625	14:24:46.695
6 -	30.953	99.2	44.323	88.0	23.895	116.5	1:39.171	88.33	0.291	14:26:25.866
7 -	30.888	100.4	44.434	88.7	23.836	117.5	1:39.158	88.34	0.278	14:28:05.024
8 -	31.395	98.8	44.654	90.1	24.392	115.9	1:40.441	87.21	1.561	14:29:45.465
9 -	30.954	100.6	44.461	88.5	23.706	116.3	1:39.121	88.37	0.241	14:31:24.586
10 -	30.872	101.6	44.494	85.9	23.679	117.5	1:39.045 (3)	88.44	0.165	14:33:03.631
11 -	30.693	101.6	44.442	86.9	23.759	116.7	1:38.894 (2)	88.57	0.014	14:34:42.525
12 -	31.121	101.0	44.335	88.0	23.859	116.1	1:39.315	88.20	0.435	14:36:21.840

P12		35		Elliot LODGE		Honda - SP125 / SpikeRacing				
LAP	SECTOR 1		SECTOR 2		SECTOR 3		LAP TIME	MPH	DIFF	TIME OF DAY
1 -		98.8	45.508	80.1	24.078	116.7	1:48.500	80.73	9.248	14:18:09.336
2 -	31.475	99.1	45.187	81.5	24.103	114.7	1:40.765	86.93	1.513	14:19:50.101
3 -	31.109	100.4	45.139	84.3	24.061	113.9	1:40.309	87.32	1.057	14:21:30.410
4 -	30.944	100.1	45.078	84.4	23.994	113.3	1:40.016	87.58	0.764	14:23:10.426
5 -	31.145	100.3	44.795	82.4	24.112	113.7	1:40.052	87.55	0.800	14:24:50.478
6 -	31.427	99.5	45.194	82.0	23.671	117.5	1:40.292	87.34	1.040	14:26:30.770
7 -	31.045	100.6	45.188	82.4	24.015	114.9	1:40.248	87.38	0.996	14:28:11.018
8 -	31.487	99.2	45.017	83.9	23.663	118.1	1:40.167	87.45	0.915	14:29:51.185
9 -	31.722	97.9	44.586	86.8	23.998	114.1	1:40.306	87.33	1.054	14:31:31.491
10 -	30.793	101.5	44.690	85.2	23.909	113.7	1:39.392 (2)	88.13	0.140	14:33:10.883
11 -	31.014	101.3	44.500	83.4	23.738	113.7	1:39.252 (1)	88.25		14:34:50.135
12 -	30.870	100.4	44.680	85.2	24.073	112.9	1:39.623 (3)	87.92	0.371	14:36:29.758

Weather / Track : Sunny / Dry

Brands Hatch GP
Circuit Length = 2.4332 miles
Start: 14:16 Flag 14:35 End: 14:37

MCRCB BULLETIN TK267

2013 MCE British Superbike Championship - Round 6

2013 Monster Energy British Motostar Championship

RACE 9 - SECTOR ANALYSIS

SECTOR 1 = FL to I1, SECTOR 2 = I1 to I2, SECTOR 3 = I2 to FL, DIFF = Difference To Personal Best Lap

P13 24		Daniel COSTILLA		Honda - Repli-Cast UK						
LAP	SECTOR 1	SECTOR 2	SECTOR 3	LAP TIME	MPH	DIFF	TIME OF DAY			
1 -		89.7	45.775	81.8	23.768	118.3	1:49.500	79.99	10.214	14:18:10.336
2 -	31.409	98.9	45.399	83.3	23.999	117.9	1:40.807	86.89	1.521	14:19:51.143
3 -	31.428	99.4	44.674	84.6	23.888	117.7	1:39.990	87.60	0.704	14:21:31.133
4 -	31.316	96.0	44.390	85.4	23.908	118.7	1:39.614 (2)	87.93	0.328	14:23:10.747
5 -	31.202	97.3	44.559	82.5	23.910	116.5	1:39.671	87.88	0.385	14:24:50.418
6 -	31.313	96.5	45.080	86.7	23.766	116.3	1:40.159	87.45	0.873	14:26:30.577
7 -	31.469	95.4	45.176	75.4	24.202	117.5	1:40.847	86.86	1.561	14:28:11.424
8 -	31.546	99.2	45.023	85.8	23.455	119.6	1:40.024	87.57	0.738	14:29:51.448
9 -	31.677	100.3	44.845	84.7	23.571	116.9	1:40.093	87.51	0.807	14:31:31.541
10 -	31.095	97.6	44.415	85.0	23.776	116.1	1:39.286 (1)	88.22		14:33:10.827
11 -	31.417	101.8	45.261	87.0	23.640	114.7	1:40.318	87.32	1.032	14:34:51.145
12 -	31.046	99.7	44.739	87.3	23.844	115.1	1:39.629 (3)	87.92	0.343	14:36:30.774

P14 44		Jake BAYFORD		Honda - j4ke.com						
LAP	SECTOR 1	SECTOR 2	SECTOR 3	LAP TIME	MPH	DIFF	TIME OF DAY			
1 -		95.0	45.467	77.5	24.238	115.7	1:48.544	80.70	9.037	14:18:09.380
2 -	31.673	99.4	45.262	82.5	23.933	115.9	1:40.868	86.84	1.361	14:19:50.248
3 -	31.691	100.3	44.954	80.7	23.812	115.9	1:40.457	87.19	0.950	14:21:30.705
4 -	31.279	100.6	44.888	79.7	24.077	118.5	1:40.244	87.38	0.737	14:23:10.949
5 -	31.455	99.5	44.436	83.2	23.843	117.9	1:39.734 (3)	87.83	0.227	14:24:50.683
6 -	31.496	96.4	45.161	81.0	23.692	117.7	1:40.349	87.29	0.842	14:26:31.032
7 -	31.291	96.4	44.818	79.5	23.845	116.1	1:39.954	87.63	0.447	14:28:10.986
8 -	31.285	98.9	45.028	83.7	23.784	115.7	1:40.097	87.51	0.590	14:29:51.083
9 -	31.594	98.9	44.601	85.4	24.318	113.5	1:40.513	87.15	1.006	14:31:31.596
10 -	31.368	100.0	44.501	83.6	23.638	115.9	1:39.507 (1)	88.03		14:33:11.103
11 -	30.984	100.6	45.671	82.0	23.655	116.7	1:40.310	87.32	0.803	14:34:51.413
12 -	30.941	100.3	44.887	83.3	23.764	117.9	1:39.592 (2)	87.95	0.085	14:36:31.005

P15 36		Jayson URIBE		Honda - Rock and Sons Racing						
LAP	SECTOR 1	SECTOR 2	SECTOR 3	LAP TIME	MPH	DIFF	TIME OF DAY			
1 -		98.1	45.384	81.0	24.646	114.3	1:48.107	81.02	8.433	14:18:08.943
2 -	31.688	98.6	45.090	87.2	24.453	117.3	1:41.231	86.53	1.557	14:19:50.174
3 -	31.540	100.7	44.800	82.7	24.149	114.7	1:40.489	87.17	0.815	14:21:30.663
4 -	31.161	100.7	44.758	83.3	24.220	113.7	1:40.139	87.47	0.465	14:23:10.802
5 -	31.365	101.0	44.500	84.6	23.907	116.3	1:39.772 (3)	87.79	0.098	14:24:50.574
6 -	31.474	94.9	45.384	85.0	24.041	114.9	1:40.899	86.81	1.225	14:26:31.473
7 -	31.055	100.4	44.650	80.1	24.020	117.5	1:39.725 (2)	87.83	0.051	14:28:11.198
8 -	31.504	101.3	44.998	85.9	23.679	117.7	1:40.181	87.44	0.507	14:29:51.379
9 -	31.510	99.4	44.790	87.3	24.245	115.3	1:40.545	87.12	0.871	14:31:31.924
10 -	31.118	101.3	44.760	89.9	24.319	113.7	1:40.197	87.42	0.523	14:33:12.121
11 -	31.036	99.4	44.691	86.7	23.947	113.5	1:39.674 (1)	87.88		14:34:51.795
12 -	31.005	100.9	44.557	84.3	24.216	114.5	1:39.778	87.79	0.104	14:36:31.573

P16 11		Joseph THOMAS		Honda - Moto UK Racing						
LAP	SECTOR 1	SECTOR 2	SECTOR 3	LAP TIME	MPH	DIFF	TIME OF DAY			
1 -		93.7	45.862	77.6	24.140	115.1	1:49.266	80.16	8.435	14:18:10.102
2 -	31.565	94.3	45.470	77.6	24.368	115.7	1:41.403	86.38	0.572	14:19:51.505
3 -	31.451	97.5	45.248	76.7	24.270	114.9	1:40.969 (3)	86.75	0.138	14:21:32.474
4 -	31.232	97.6	45.510	80.0	24.203	113.7	1:40.945 (2)	86.77	0.114	14:23:13.419
5 -	31.451	94.9	45.515	80.5	24.449	113.9	1:41.415	86.37	0.584	14:24:54.834
6 -	31.534	97.1	45.377	81.8	24.378	113.5	1:41.289	86.48	0.458	14:26:36.123
7 -	31.904	96.9	45.303	82.4	24.306	113.9	1:41.513	86.29	0.682	14:28:17.636
8 -	31.550	96.0	45.469	80.2	24.407	112.9	1:41.426	86.36	0.595	14:29:59.062
9 -	31.387	94.5	45.852	80.8	24.465	112.7	1:41.704	86.13	0.873	14:31:40.766
10 -	32.023	92.6	45.779	80.3	23.921	113.9	1:41.723	86.11	0.892	14:33:22.489
11 -	31.203	95.7	45.308	83.4	24.320	111.8	1:40.831 (1)	86.87		14:35:03.320
12 -	31.358	96.0	45.876	79.7	24.247	111.6	1:41.481	86.32	0.650	14:36:44.801

Weather / Track : Sunny / Dry

Brands Hatch GP
Circuit Length = 2.4332 miles
Start: 14:16 Flag 14:35 End: 14:37

MCRCB BULLETIN TK267

2013 MCE British Superbike Championship - Round 6

2013 Monster Energy British Motostar Championship

RACE 9 - SECTOR ANALYSIS

SECTOR 1 = FL to I1, SECTOR 2 = I1 to I2, SECTOR 3 = I2 to FL, DIFF = Difference To Personal Best Lap

P17 72		Ricky TARREN		Honda - Cresswell Racing						
LAP	SECTOR 1	SECTOR 2	SECTOR 3	LAP TIME	MPH	DIFF	TIME OF DAY			
1 -		90.8	46.677	83.0	24.430	114.5	1:50.517	79.26	9.786	14:18:11.353
2 -	31.354	96.9	45.415	87.7	24.457	114.5	1:41.226	86.53	0.495	14:19:52.579
3 -	31.382	98.8	45.174	85.4	24.238	112.2	1:40.794 (2)	86.90	0.063	14:21:33.373
4 -	31.178	98.8	45.193	82.5	24.360	111.8	1:40.731 (1)	86.96		14:23:14.104
5 -	31.234	97.9	45.163	83.2	24.445	112.4	1:40.842 (3)	86.86	0.111	14:24:54.946
6 -	31.686	97.6	45.278	85.0	24.320	111.6	1:41.284	86.48	0.553	14:26:36.230
7 -	31.471	98.2	45.749	83.3	24.322	112.7	1:41.542	86.26	0.811	14:28:17.772
8 -	31.799	97.1	45.284	81.0	24.345	111.4	1:41.428	86.36	0.697	14:29:59.200
9 -	31.482	96.1	45.779	83.3	24.419	111.1	1:41.680	86.15	0.949	14:31:40.880
10 -	31.797	96.6	45.634	84.5	24.233	109.8	1:41.664	86.16	0.933	14:33:22.544
11 -	31.273	99.1	45.276	84.5	24.463	111.4	1:41.012	86.72	0.281	14:35:03.556
12 -	31.459	97.6	45.388	86.5	24.454	111.1	1:41.301	86.47	0.570	14:36:44.857

P18 13 M3		Sam BURMAN		Honda - WNT / Burman Racing						
LAP	SECTOR 1	SECTOR 2	SECTOR 3	LAP TIME	MPH	DIFF	TIME OF DAY			
1 -		95.5	46.540	85.3	24.420	118.9	1:50.788	79.06	9.502	14:18:11.624
2 -	31.846	100.1	45.809	87.1	24.417	118.3	1:42.072	85.82	0.786	14:19:53.696
3 -	31.644	101.0	45.415	86.5	24.475	117.3	1:41.534 (3)	86.27	0.248	14:21:35.230
4 -	31.672	99.5	45.631	85.1	24.393	117.3	1:41.696	86.13	0.410	14:23:16.926
5 -	31.827	98.9	45.283	85.8	24.303	117.5	1:41.413 (2)	86.37	0.127	14:24:58.339
6 -	31.736	99.5	45.353	84.2	24.197	118.5	1:41.286 (1)	86.48		14:26:39.625
7 -	31.816	100.7	45.381	83.8	24.349	117.1	1:41.546	86.26	0.260	14:28:21.171
8 -	31.779	99.2	45.781	84.5	24.453	115.9	1:42.013	85.86	0.727	14:30:03.184
9 -	31.687	100.7	45.545	84.6	24.525	115.9	1:41.757	86.08	0.471	14:31:44.941
10 -	31.819	98.5	45.805	84.5	24.349	116.5	1:41.973	85.90	0.687	14:33:26.914
11 -	31.717	99.7	45.621	85.8	24.579	115.7	1:41.917	85.95	0.631	14:35:08.831
12 -	31.896	101.3	45.562	84.6	24.717	116.3	1:42.175	85.73	0.889	14:36:51.006

P19 41		Milo WARD		Luyten Honda - FPW Racing						
LAP	SECTOR 1	SECTOR 2	SECTOR 3	LAP TIME	MPH	DIFF	TIME OF DAY			
1 -		90.5	46.146	79.5	24.559	115.1	1:50.052	79.59	8.938	14:18:10.888
2 -	31.410	93.3	46.357	80.5	24.293	115.1	1:42.060	85.83	0.946	14:19:52.948
3 -	31.385	95.5	45.570	83.8	24.159	113.9	1:41.114 (1)	86.63		14:21:34.062
4 -	31.141	96.2	46.069	81.6	24.289	112.7	1:41.499	86.30	0.385	14:23:15.561
5 -	31.572	94.7	46.182	81.1	24.384	112.5	1:42.138	85.76	1.024	14:24:57.699
6 -	31.579	96.4	45.943	83.2	24.336	112.4	1:41.858	86.00	0.744	14:26:39.557
7 -	32.214	95.7	46.170	82.7	24.284	113.5	1:42.668	85.32	1.554	14:28:22.225
8 -	31.548	95.7	45.718	85.0	24.156	113.9	1:41.422 (2)	86.37	0.308	14:30:03.647
9 -	31.484	95.7	45.475	82.1	24.510	116.1	1:41.469 (3)	86.33	0.355	14:31:45.116
10 -	31.901	95.4	45.877	81.7	24.303	113.9	1:42.081	85.81	0.967	14:33:27.197
11 -	31.788	96.8	45.470	80.8	24.593	114.9	1:41.851	86.00	0.737	14:35:09.048
12 -	31.391	95.4	45.962	84.2	24.752	115.3	1:42.105	85.79	0.991	14:36:51.153

P20 42 M3		James HOBSON		Honda - Two 4 Motorsport						
LAP	SECTOR 1	SECTOR 2	SECTOR 3	LAP TIME	MPH	DIFF	TIME OF DAY			
1 -		85.8	47.050	76.7	24.317	117.3	1:51.995	78.21	11.551	14:18:12.831
2 -	32.477	90.9	46.208	78.6	24.227	115.9	1:42.912	85.11	2.468	14:19:55.743
3 -	31.903	92.4	46.618	77.7	24.434	117.1	1:42.955	85.08	2.511	14:21:38.698
4 -	32.230	97.5	45.301	79.7	24.353	113.5	1:41.884	85.97	1.440	14:23:20.582
5 -	32.121	93.5	45.221	77.6	24.332	114.1	1:41.674	86.15	1.230	14:25:02.256
6 -	32.044	97.2	45.002	84.6	24.724	114.1	1:41.770	86.07	1.326	14:26:44.026
7 -	31.926	93.5	45.332	79.6	24.319	114.5	1:41.577	86.23	1.133	14:28:25.603
8 -	32.088	94.3	45.171	79.8	24.262	114.1	1:41.521	86.28	1.077	14:30:07.124
9 -	31.837	96.6	45.158	80.1	24.209	112.5	1:41.204 (3)	86.55	0.760	14:31:48.328
10 -	31.900	96.5	45.377	80.8	24.119	114.1	1:41.396	86.39	0.952	14:33:29.724
11 -	31.751	95.5	45.193	83.5	24.165	113.7	1:41.109 (2)	86.63	0.665	14:35:10.833
12 -	31.819	94.6	44.746	83.5	23.879	114.3	1:40.444 (1)	87.21		14:36:51.277

Weather / Track : Sunny / Dry

Brands Hatch GP
Circuit Length = 2.4332 miles
Start: 14:16 Flag 14:35 End: 14:37

MCRCB BULLETIN TK267

2013 MCE British Superbike Championship - Round 6

2013 Monster Energy British Motostar Championship

RACE 9 - SECTOR ANALYSIS

SECTOR 1 = FL to I1, SECTOR 2 = I1 to I2, SECTOR 3 = I2 to FL, DIFF = Difference To Personal Best Lap

P21 79 M3		Chris TAYLOR		Honda - Elevator Bridle & Saddle Co / Coventry Ducati						
LAP	SECTOR 1		SECTOR 2		SECTOR 3		LAP TIME	MPH	DIFF	TIME OF DAY
1 -		90.9	46.741	77.4	24.407	120.6	1:51.185	78.78	8.489	14:18:12.021
2 -	32.093	92.0	46.151	77.6	24.452	120.9	1:42.696 (1)	85.29		14:19:54.717
3 -	32.609	94.3	46.604	79.7	24.538	118.1	1:43.751	84.43	1.055	14:21:38.468
4 -	32.491	95.7	46.500	75.1	24.611	117.7	1:43.602	84.55	0.906	14:23:22.070
5 -	32.410	95.0	45.811	77.0	24.714	118.1	1:42.935 (2)	85.10	0.239	14:25:05.005
6 -	31.866	97.8	46.492	76.9	24.663	117.9	1:43.021	85.02	0.325	14:26:48.026
7 -	32.049	95.0	46.381	77.5	24.835	118.1	1:43.265	84.82	0.569	14:28:31.291
8 -	32.707	96.4	46.688	78.2	24.815	116.7	1:44.210	84.05	1.514	14:30:15.501
9 -	32.281	94.9	46.651	78.8	24.616	117.5	1:43.548	84.59	0.852	14:31:59.049
10 -	32.231	94.2	46.758	79.1	24.722	117.1	1:43.711	84.46	1.015	14:33:42.760
11 -	32.457	94.2	46.336	77.4	25.058	116.3	1:43.851	84.35	1.155	14:35:26.611
12 -	31.889	96.6	46.458	80.0	24.631	118.1	1:42.978 (3)	85.06	0.282	14:37:09.589

P22 64		Asher DURHAM		Seel Honda - Repli-Cast UK						
LAP	SECTOR 1		SECTOR 2		SECTOR 3		LAP TIME	MPH	DIFF	TIME OF DAY
1 -		91.1	46.820	78.6	24.430	116.7	1:51.852	78.31	9.096	14:18:12.688
2 -	32.718	95.7	46.619	78.5	24.292	116.5	1:43.629	84.53	0.873	14:19:56.317
3 -	32.055	95.5	46.177	76.8	24.639	116.5	1:42.871 (2)	85.15	0.115	14:21:39.188
4 -	32.125	95.8	46.291	76.5	24.857	109.1	1:43.273	84.82	0.517	14:23:22.461
5 -	31.827	95.4	46.274	79.7	24.655	115.1	1:42.756 (1)	85.24		14:25:05.217
6 -	32.132	97.8	46.262	76.1	24.547	115.1	1:42.941 (3)	85.09	0.185	14:26:48.158
7 -	32.093	96.0	46.623	77.5	24.556	115.1	1:43.272	84.82	0.516	14:28:31.430
8 -	32.808	96.6	46.865	80.9	24.952	114.9	1:44.625	83.72	1.869	14:30:16.055
9 -	31.886	97.6	46.704	79.8	24.685	115.9	1:43.275	84.82	0.519	14:31:59.330
10 -	32.152	94.9	46.827	82.6	24.725	114.9	1:43.704	84.46	0.948	14:33:43.034
11 -	32.472	96.8	46.340	79.7	25.006	114.5	1:43.818	84.37	1.062	14:35:26.852
12 -	32.038	97.6	46.411	80.9	24.620	115.1	1:43.069	84.99	0.313	14:37:09.921

P23 77		Jason VERNON		Honda - SGR Racing						
LAP	SECTOR 1		SECTOR 2		SECTOR 3		LAP TIME	MPH	DIFF	TIME OF DAY
1 -		87.9	47.581	79.0	24.680	113.9	1:53.166	77.40	10.867	14:18:14.002
2 -	31.849	89.5	46.812	77.4	24.497	114.9	1:43.158	84.91	0.859	14:19:57.160
3 -	32.336	93.8	46.447	80.0	24.504	113.3	1:43.287	84.81	0.988	14:21:40.447
4 -	31.607	94.6	46.076	79.2	24.616	113.1	1:42.299 (1)	85.62		14:23:22.746
5 -	32.046	90.1	46.012	81.4	24.620	112.5	1:42.678 (2)	85.31	0.379	14:25:05.424
6 -	32.221	93.4	46.082	77.7	24.729	113.1	1:43.032	85.02	0.733	14:26:48.456
7 -	32.110	95.5	46.341	82.9	26.136	110.0	1:44.587	83.75	2.288	14:28:33.043
8 -	32.320	94.2	45.923	81.9	25.128	112.7	1:43.371	84.74	1.072	14:30:16.414
9 -	32.322	94.2	46.299	79.9	24.615	112.9	1:43.236	84.85	0.937	14:31:59.650
10 -	32.287	93.4	46.403	84.2	24.874	112.5	1:43.564	84.58	1.265	14:33:43.214
11 -	32.215	94.2	46.743	85.4	24.864	112.2	1:43.822	84.37	1.523	14:35:27.036
12 -	31.723	95.5	46.263	86.2	24.955	111.4	1:42.941 (3)	85.09	0.642	14:37:09.977

P24 48		Steve LAWTON		Honda - Cresswell Racing						
LAP	SECTOR 1		SECTOR 2		SECTOR 3		LAP TIME	MPH	DIFF	TIME OF DAY
1 -		90.3	46.749	76.5	24.740	114.5	1:51.671	78.44	9.445	14:18:12.507
2 -	32.526	92.5	47.253	77.5	24.509	115.3	1:44.288	83.99	2.062	14:19:56.795
3 -	32.455	90.9	46.968	77.0	24.356	115.7	1:43.779	84.40	1.553	14:21:40.574
4 -	32.097	93.3	45.893	83.3	24.236	116.5	1:42.226 (1)	85.69		14:23:22.800
5 -	32.441	92.9	46.645	82.1	24.383	114.1	1:43.469	84.66	1.243	14:25:06.269
6 -	31.938	93.2	45.994	80.8	24.331	115.9	1:42.263 (2)	85.65	0.037	14:26:48.532
7 -	32.383	91.1	46.192	79.4	24.392	115.9	1:42.967	85.07	0.741	14:28:31.499
8 -	32.955	92.1	46.583	82.5	25.282	111.4	1:44.820	83.57	2.594	14:30:16.319
9 -	32.054	91.4	46.513	78.9	24.623	112.0	1:43.190	84.89	0.964	14:31:59.509
10 -	32.678	92.9	46.429	78.9	24.808	112.7	1:43.915	84.29	1.689	14:33:43.424
11 -	32.184	87.3	46.579	79.0	24.996	111.1	1:43.759	84.42	1.533	14:35:27.183
12 -	32.004	96.1	45.912	78.6	24.973	112.9	1:42.889 (3)	85.13	0.663	14:37:10.072

Brands Hatch GP
 Circuit Length = 2.4332 miles
 Start: 14:16 Flag 14:35 End: 14:37

Weather / Track : Sunny / Dry

MCRCB BULLETIN TK267

2013 MCE British Superbike Championship - Round 6

2013 Monster Energy British Motostar Championship

RACE 9 - SECTOR ANALYSIS

SECTOR 1 = FL to I1, SECTOR 2 = I1 to I2, SECTOR 3 = I2 to FL, DIFF = Difference To Personal Best Lap

P25 71		David WALES		Honda - TAD Racing						
LAP	SECTOR 1	SECTOR 2	SECTOR 3	LAP TIME	MPH	DIFF	TIME OF DAY			
1 -		89.1	49.462	77.7	25.868	108.7	1:56.243	75.35	9.038	14:18:17.079
2 -	33.869	88.0	48.892	74.7	25.648	108.4	1:48.409	80.80	1.204	14:20:05.488
3 -	34.187	88.7	48.284	77.6	25.429	110.1	1:47.900	81.18	0.695	14:21:53.388
4 -	33.357	90.4	48.404	75.6	25.659	108.7	1:47.420 (3)	81.54	0.215	14:23:40.808
5 -	33.336	94.2	48.323	75.2	25.546	108.5	1:47.205 (1)	81.71		14:25:28.013
6 -	33.252	92.0	48.276	76.5	25.864	107.3	1:47.392 (2)	81.56	0.187	14:27:15.405
7 -	33.736	85.5	48.505	75.6	25.850	107.0	1:48.091	81.04	0.886	14:29:03.496
8 -	33.178	91.6	49.070	77.2	25.779	107.8	1:48.027	81.08	0.822	14:30:51.523
9 -	33.700	89.8	48.881	76.2	25.945	107.2	1:48.526	80.71	1.321	14:32:40.049
10 -	33.650	87.0	50.113	74.1	25.754	107.5	1:49.517	79.98	2.312	14:34:29.566
11 -	33.570	87.4	48.164	75.8	25.790	107.0	1:47.524	81.46	0.319	14:36:17.090

P26 7		Jamie ASHBY		Honda - JPA Racing						
LAP	SECTOR 1	SECTOR 2	SECTOR 3	LAP TIME	MPH	DIFF	TIME OF DAY			
1 -		84.7	49.902	71.0	26.040	111.2	1:57.996	74.23	9.897	14:18:18.832
2 -	34.315	86.2	49.174	71.5	25.892	110.7	1:49.381	80.08	1.282	14:20:08.213
3 -	34.401	88.1	49.027	72.6	25.813	110.9	1:49.241	80.18	1.142	14:21:57.454
4 -	33.934	88.7	48.690	73.1	25.884	110.0	1:48.508 (2)	80.72	0.409	14:23:45.962
5 -	34.004	85.8	48.942	73.9	25.986	109.2	1:48.932 (3)	80.41	0.833	14:25:34.894
6 -	34.272	90.0	48.865	75.0	25.912	109.6	1:49.049	80.32	0.950	14:27:23.943
7 -	33.950	87.6	48.642	73.8	27.479	109.6	1:50.071	79.58	1.972	14:29:14.014
8 -	33.880	90.4	50.623	74.2	26.092	108.9	1:50.595	79.20	2.496	14:31:04.609
9 -	34.263	87.8	48.946	76.1	25.926	109.4	1:49.135	80.26	1.036	14:32:53.744
10 -	33.763	88.7	48.602	74.1	25.734	109.2	1:48.099 (1)	81.03		14:34:41.843
11 -	34.625	87.0	48.600	75.0	26.570	110.9	1:49.795	79.78	1.696	14:36:31.638

P27 67		Andy REID		Honda - RS Racing						
LAP	SECTOR 1	SECTOR 2	SECTOR 3	LAP TIME	MPH	DIFF	TIME OF DAY			
1 -		98.3	43.963	83.4	23.493	123.1	1:44.766	83.61	7.746	14:18:05.602
2 -	30.564	103.7	43.684	87.4	23.291	120.9	1:37.539	89.80	0.519	14:19:43.141
3 -	30.284	103.5	43.506	85.7	23.490	119.1	1:37.280 (3)	90.04	0.260	14:21:20.421
4 -	30.376	103.2	43.424	86.2	23.274	120.6	1:37.074 (2)	90.23	0.054	14:22:57.495
5 -	30.505	103.0	43.196	88.3	23.319	120.0	1:37.020 (1)	90.28		14:24:34.515
6 -	30.471	102.1	43.649	88.3	23.506	118.7	1:37.626	89.72	0.606	14:26:12.141
7 -	30.631	102.6	43.668	89.5	23.531	118.3	1:37.830	89.54	0.810	14:27:49.971
8 -	30.447	101.9	45.588	59.9	40.711	105.1	1:56.746	75.03	19.726	14:29:46.717

P28 12		Edward RENDELL		Honda - Banks Racing						
LAP	SECTOR 1	SECTOR 2	SECTOR 3	LAP TIME	MPH	DIFF	TIME OF DAY			
1 -		99.7	44.277	84.7	23.618	114.5	1:44.387	83.91	8.088	14:18:05.223
2 -	30.440	100.0	43.674	87.7	23.366	116.1	1:37.480	89.86	1.181	14:19:42.703
3 -	29.965	100.9	43.478	86.0	23.341	114.7	1:36.784 (3)	90.50	0.485	14:21:19.487
4 -	30.415	100.3	43.558	85.1	23.402	114.5	1:37.375	89.95	1.076	14:22:56.862
5 -	30.207	101.6	43.289	88.5	23.421	113.5	1:36.917	90.38	0.618	14:24:33.779
6 -	29.976	101.5	43.205	88.8	23.352	114.9	1:36.533 (2)	90.74	0.234	14:26:10.312
7 -	30.050	100.7	43.076	87.6	23.173	116.9	1:36.299 (1)	90.96		14:27:46.611

P29 34 M3		Jordan WEAVING		KTM - Jordan Racing / Burkert						
LAP	SECTOR 1	SECTOR 2	SECTOR 3	LAP TIME	MPH	DIFF	TIME OF DAY			
1 -		101.8	43.386	89.4	23.125	118.5	1:41.765 (2)	86.07	5.567	14:18:02.601
2 -	29.816	101.5	43.390	89.0	22.992	118.5	1:36.198 (1)	91.06		14:19:38.799

Weather / Track : Sunny / Dry

Brands Hatch GP
Circuit Length = 2.4332 miles
Start: 14:16 Flag 14:35 End: 14:37

MCRCB BULLETIN TK268**2013 MCE British Superbike Championship - Round 6****2013 Monster Energy British Motostar Championship****RACE 9 - BEST SPEEDS**

POS	SECTOR 1			SECTOR 2			FINISH LINE		
	NO	NAME	MPH	NO	NAME	MPH	NO	NAME	MPH
1	66	Joe IRVING	105.8	40	Joe FRANCIS	95.7	66	Joe IRVING	125.9
2	28	Bradley RAY	105.3	28	Bradley RAY	92.8	95	Tarran MACKENZIE	124.7
3	95	Tarran MACKENZIE	105.1	95	Tarran MACKENZIE	92.1	28	Bradley RAY	124.2
4	45	Olly SIMPSON	104.6	45	Olly SIMPSON	91.3	45	Olly SIMPSON	123.8
5	40	Joe FRANCIS	104.5	3	Taz TAYLOR	90.5	40	Joe FRANCIS	123.5
6	22	Stephanie WADDELOW	104.0	10	Peter SUTHERLAND	90.4	67	Andy REID	123.1
7	67	Andy REID	103.7	17	Tom CARNE	90.1	17	Tom CARNE	122.2
8	80	Callum BEY	102.7	36	Jayson URIBE	89.9	10	Peter SUTHERLAND	121.7
9	10	Peter SUTHERLAND	102.4	43	Arnie SHELTON	89.7	22	Stephanie WADDELOW	121.3
10	17	Tom CARNE	102.4	67	Andy REID	89.5	79	Chris TAYLOR	120.9
11	43	Arnie SHELTON	101.9	80	Callum BEY	89.5	3	Taz TAYLOR	120.6
12	24	Daniel COSTILLA	101.8	34	Jordan WEAVING	89.4	43	Arnie SHELTON	120.6
13	34	Jordan WEAVING	101.8	12	Edward RENDELL	88.8	24	Daniel COSTILLA	119.6
14	3	Taz TAYLOR	101.6	66	Joe IRVING	88.0	80	Callum BEY	119.4
15	12	Edward RENDELL	101.6	72	Ricky TARREN	87.7	13	Sam BURMAN	118.9
16	35	Elliot LODGE	101.5	22	Stephanie WADDELOW	87.3	34	Jordan WEAVING	118.5
17	13	Sam BURMAN	101.3	24	Daniel COSTILLA	87.3	44	Jake BAYFORD	118.5
18	36	Jayson URIBE	101.3	13	Sam BURMAN	87.1	35	Elliot LODGE	118.1
19	44	Jake BAYFORD	100.6	35	Elliot LODGE	86.8	36	Jayson URIBE	117.7
20	72	Ricky TARREN	99.1	77	Jason VERNON	86.2	42	James HOBSON	117.3
21	64	Asher DURHAM	97.8	44	Jake BAYFORD	85.4	12	Edward RENDELL	116.9
22	79	Chris TAYLOR	97.8	41	Milo WARD	85.0	64	Asher DURHAM	116.7
23	11	Joseph THOMAS	97.6	42	James HOBSON	84.6	48	Steve LAWTON	116.5
24	42	James HOBSON	97.5	11	Joseph THOMAS	83.4	41	Milo WARD	116.1
25	41	Milo WARD	96.8	48	Steve LAWTON	83.3	11	Joseph THOMAS	115.7
26	48	Steve LAWTON	96.1	64	Asher DURHAM	82.6	77	Jason VERNON	114.9
27	77	Jason VERNON	95.5	79	Chris TAYLOR	80.0	72	Ricky TARREN	114.5
28	71	David WALES	94.2	71	David WALES	77.7	7	Jamie ASHBY	111.2
29	7	Jamie ASHBY	90.4	7	Jamie ASHBY	76.1	71	David WALES	110.1

Weather / Track : Sunny / Dry

Brands Hatch GP

Circuit Length = 2.4332 miles

Start: 14:16 Flag 14:35 End: 14:37

Results can be found at www.tsl-timing.com

Printed - 14:43 Sunday, 21 July 2013

MCRCB BULLETIN TK269

2013 MCE British Superbike Championship - Round 6

2013 Monster Energy British Motostar Championship

RACE 9 - BEST SECTORS

SECTOR 1			SECTOR 2			SECTOR 3			IDEAL / BEST COMPARISON						
POS	NO	NAME	TIME	NO	NAME	TIME	NO	NAME	TIME	POS	NO	NAME	IDEAL	BEST	DIFF
1	95	MACKENZIE	29.541	66	IRVING	42.339	45	SIMPSON	22.615				PERFECT LAP	1:34.495	
2	40	FRANCIS	29.617	28	RAY	42.420	66	IRVING	22.667	1	66	IRVING	1:34.761	1:35.083	0.322
3	28	RAY	29.700	45	SIMPSON	42.420	95	MACKENZIE	22.760	2	45	SIMPSON	1:34.798	1:35.006	0.208
4	66	IRVING	29.755	40	FRANCIS	42.426	40	FRANCIS	22.783	3	40	FRANCIS	1:34.826	1:34.880	0.054
5	45	SIMPSON	29.763	95	MACKENZIE	42.541	28	RAY	22.808	4	95	MACKENZIE	1:34.842	1:35.031	0.189
6	17	CARNE	29.808	43	SHELTON	42.858	10	SUTHERLAND	22.907	5	28	RAY	1:34.928	1:35.036	0.108
7	34	WEAVING	29.816	10	SUTHERLAND	42.949	34	WEAVING	22.992	6	17	CARNE	1:35.899	1:36.216	0.317
8	12	RENDELL	29.965	17	CARNE	43.066	17	CARNE	23.025	7	43	SHELTON	1:36.046	1:36.417	0.371
9	43	SHELTON	30.160	12	RENDELL	43.076	43	SHELTON	23.028	8	10	SUTHERLAND	1:36.103	1:36.300	0.197
10	22	WADDELOW	30.169	67	REID	43.196	12	RENDELL	23.173	9	34	WEAVING	1:36.194	1:36.198	0.004
11	10	SUTHERLAND	30.247	80	BEY	43.238	22	WADDELOW	23.249	10	12	RENDELL	1:36.214	1:36.299	0.085
12	67	REID	30.284	34	WEAVING	43.386	67	REID	23.274	11	67	REID	1:36.754	1:37.020	0.266
13	80	BEY	30.341	22	WADDELOW	43.465	80	BEY	23.384	12	22	WADDELOW	1:36.883	1:36.932	0.049
14	3	TAYLOR	30.693	3	TAYLOR	44.207	24	COSTILLA	23.455	13	80	BEY	1:36.963	1:37.141	0.178
15	35	LODGE	30.793	24	COSTILLA	44.390	44	BAYFORD	23.638	14	3	TAYLOR	1:38.579	1:38.880	0.301
16	44	BAYFORD	30.941	44	BAYFORD	44.436	35	LODGE	23.663	15	24	COSTILLA	1:38.891	1:39.286	0.395
17	36	URIBE	31.005	35	LODGE	44.500	3	TAYLOR	23.679	16	35	LODGE	1:38.956	1:39.252	0.296
18	24	COSTILLA	31.046	36	URIBE	44.500	36	URIBE	23.679	17	44	BAYFORD	1:39.015	1:39.507	0.492
19	41	WARD	31.141	42	HOBSON	44.746	42	HOBSON	23.879	18	36	URIBE	1:39.184	1:39.674	0.490
20	72	TARREN	31.178	72	TARREN	45.163	11	THOMAS	23.921	19	11	THOMAS	1:40.372	1:40.831	0.459
21	11	THOMAS	31.203	11	THOMAS	45.248	41	WARD	24.156	20	42	HOBSON	1:40.376	1:40.444	0.068
22	77	VERNON	31.607	13	BURMAN	45.283	13	BURMAN	24.197	21	72	TARREN	1:40.574	1:40.731	0.157
23	13	BURMAN	31.644	41	WARD	45.470	72	TARREN	24.233	22	41	WARD	1:40.767	1:41.114	0.347
24	42	HOBSON	31.751	79	TAYLOR	45.811	48	LAWTON	24.236	23	13	BURMAN	1:41.124	1:41.286	0.162
25	64	DURHAM	31.827	48	LAWTON	45.893	64	DURHAM	24.292	24	77	VERNON	1:42.027	1:42.299	0.272
26	79	TAYLOR	31.866	77	VERNON	45.923	79	TAYLOR	24.407	25	48	LAWTON	1:42.067	1:42.226	0.159
27	48	LAWTON	31.938	64	DURHAM	46.177	77	VERNON	24.497	26	79	TAYLOR	1:42.084	1:42.696	0.612
28	71	WALES	33.178	71	WALES	48.164	71	WALES	25.429	27	64	DURHAM	1:42.296	1:42.756	0.460
29	7	ASHBY	33.763	7	ASHBY	48.600	7	ASHBY	25.734	28	71	WALES	1:46.771	1:47.205	0.434
										29	7	ASHBY	1:48.097	1:48.099	0.002

Weather / Track : Sunny / Dry

Brands Hatch GP
 Circuit Length = 2.4332 miles
 Start: 14:16 Flag 14:35 End: 14:37

Results can be found at www.tsl-timing.com

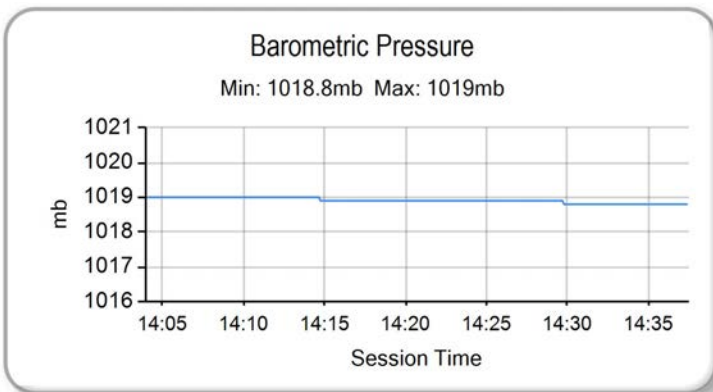
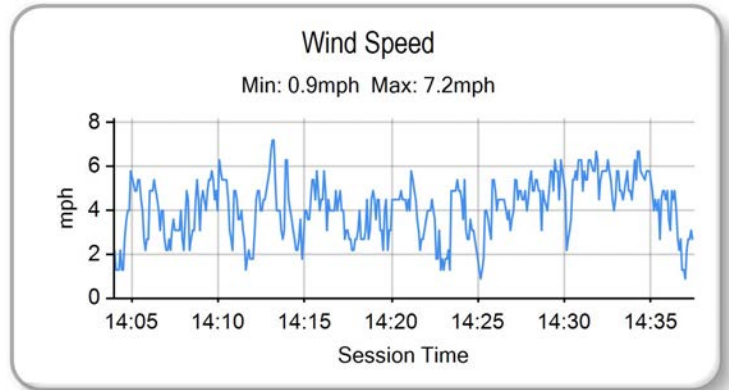
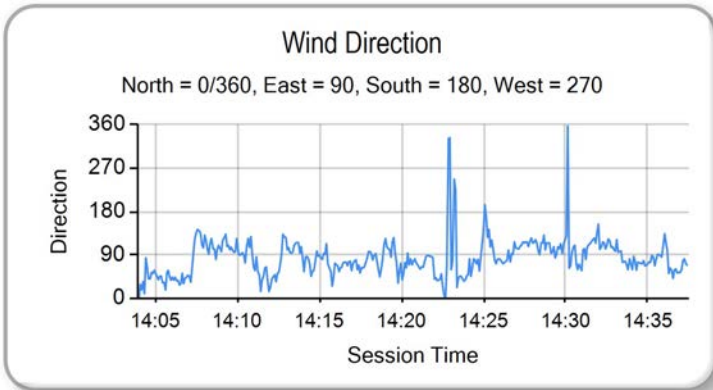
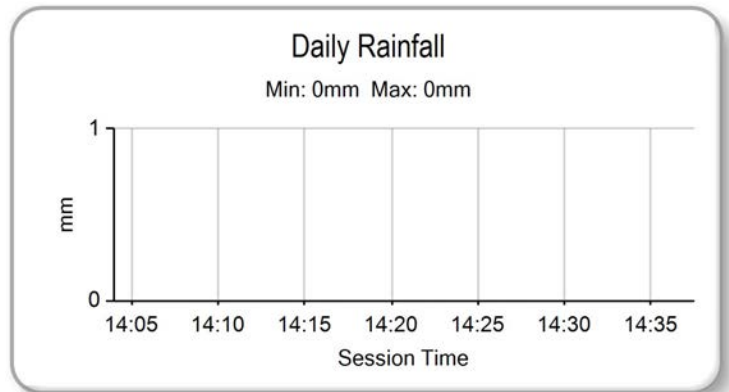
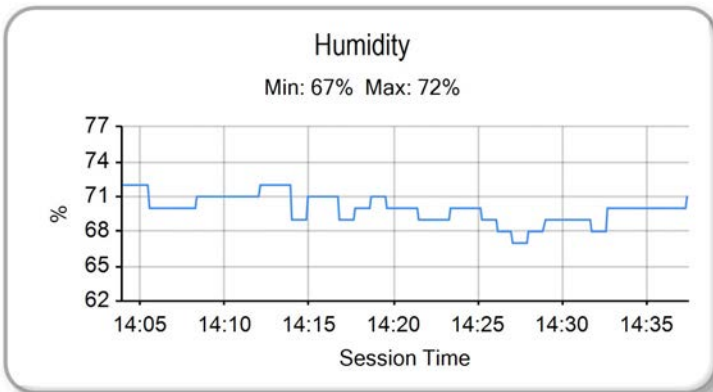
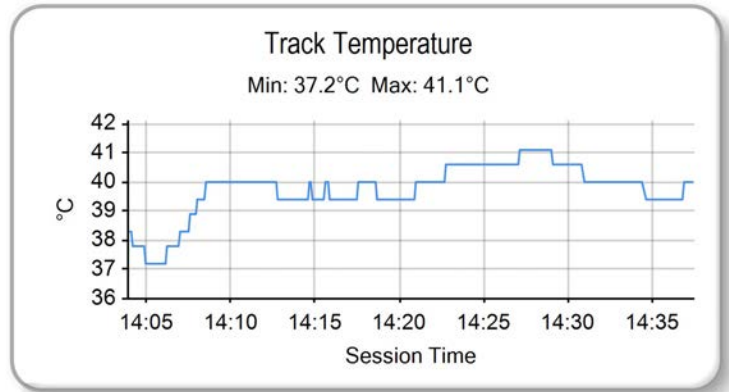
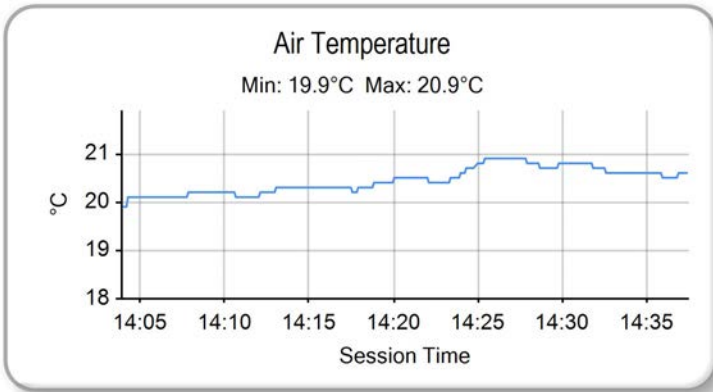
Printed - 14:43 Sunday, 21 July 2013

MCRCB BULLETIN TK270

2013 MCE British Superbike Championship - Round 6

2013 Monster Energy British Motostar Championship

RACE 9 - WEATHER CONDITIONS



Weather / Track : Sunny / Dry

Results can be found at www.tsl-timing.com

Brands Hatch GP
Circuit Length = 2.4332 miles
Start: 14:16 Flag 14:35 End: 14:37

Printed - 14:44 Sunday, 21 July 2013

MCRCB BULLETIN TK272

2013 Monster Energy British Motostar Championship

125GP POINTS AFTER ROUND 6

	TOTAL	GAP	DIFF	7th April Brands Hatch - Indy	14th April Thruxton	6th May Oulton Park	16th June Knockhill	7th July Snetterton	21st July Brands Hatch - GP	11th August Oulton Park	26th August Cadwell Park	8th September Donington Park	22nd September Assen	6th October Silverstone	20th October Brands Hatch - GP
Tom CARNE	111			25	20	25	25		16						
Arnie SHELTON	86	25		13	13	20	20		20						
Peter SUTHERLAND	76	35	10		25	16	11	11	13						
Callum BEY	66	45	10	10	8	11	13	13	11						
Edward RENDELL	62	49	4	16		10	16	20							
Stephanie WADDELOW	51	60	11		9	8	8	16	10						
Bradley RAY	50	61	1					25	25						
Jordan WEAIVING	36	75	14	20	16										
Elliott LODGE	36	75	0		10	9	9		8						
Taz TAYLOR	32	79	4	6	4	3		10	9						
Jayson URIBE	28	83	4	3	2	6	6	6	5						
Milo WARD	26	85	2	7	6		3	8	2						
Catherine GREEN	22	89	4	11	11										
Paul JORDAN	22	89	0	9		13									
Asher DURHAM	21	90	1	4	3	5	1	7	1						
Bradley HUGHES	20	91	1			4	7	9							
Jake BAYFORD	18	93	2		7		5		6						
Lewis ROLLO	17	94	1			7	10								
Daniel COSTILLA	13	98	4	5	1				7						
Ricky TARREN	11	100	2		5	1	2		3						
Adam McLEAN	8	103	3	8											
Paul DOBB	5	106	3					5							
Jason DOUGLAS	4	107	1				4								
Josh OWENS	4	107	0					4							
Joseph THOMAS	4	107	0						4						
Jason VERNON	3	108	1					3							
Steve LAWTON	2	109	1			2									
David WALES	2	109	0					2							