



BRITISH 125GP

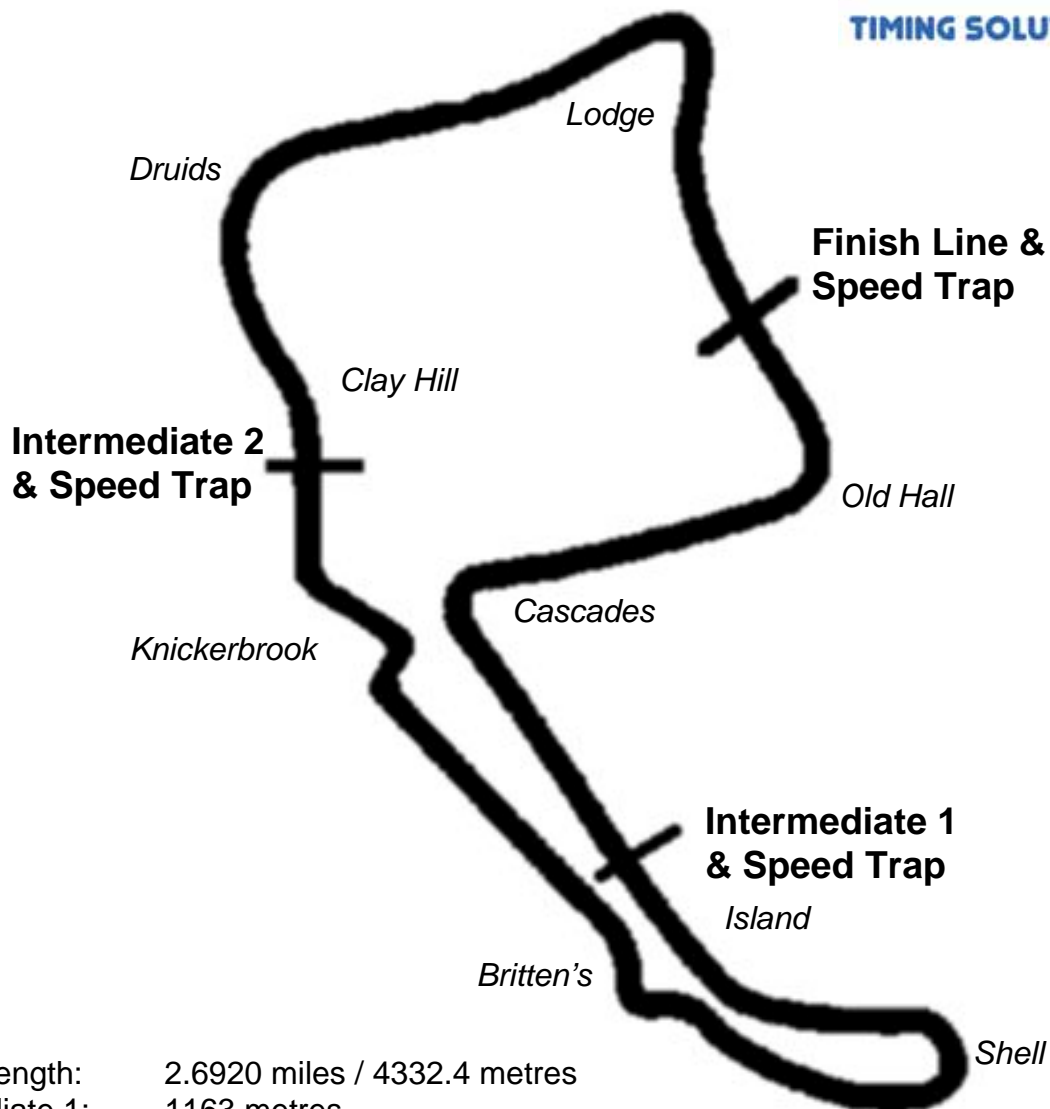
Round 2
Oulton Park International

2nd - 4th May 2009



Results Provided by Timing Solutions Ltd
www.tsl-timing.com

OULTON PARK INTERNATIONAL



Circuit Length: 2.6920 miles / 4332.4 metres
 Intermediate 1: 1163 metres
 Intermediate 2: 3066 metres
 Pit In: 4314 metres
 Pit Out: 180 metres after Finish Line

Lap Records		Best Sector Information					
		Sector 1	S1 Trap (mph)	Sector 2	S2 Trap (mph)	Sector 3	F/L Trap (mph)
Superbike	1:35.436	23.169	160.2	45.223	140.6	25.988	147.5
Supersport	1:39.309	24.221	146.5	46.747	127.8	27.007	136.4
Superstock 1000	1:39.131	24.182	153.2	47.523	133.8	27.182	140.3
Superstock 600	1:43.517	25.385	141.6	49.623	123.6	28.345	129.6
125GP	1:45.819	26.180	122.2	50.160	109.6	29.185	115.1
KTM RC8	To Be Est	N/A	N/A	N/A	N/A	N/A	N/A

2009 Relentless British 125GP Championship & ACU Academy Cup

FREE PRACTICE 1 - CLASSIFICATION

POS	NO	CL	NAME	ENTRY	TIME	ON	LAPS	GAP	DIFF	MPH
1	13		Rob GUIVER	Honda - SP125 / RG Racing	1:50.495	9	9			87.70
2	16		Shaun HORSMAN	Honda - Symity I.T. North	1:51.467	11	11	0.972	0.972	86.94
3	29		James LODGE	Honda - KRP / Earnshaws Motorcycles	1:51.488	10	10	0.993	0.021	86.92
4	87		Lee COSTELLO	Honda - Vent-Axia / www.sp125racing.com	1:51.685	8	8	1.190	0.197	86.77
5	50	C	Tim HASTINGS	Honda - KRP / Bradley Smith Racing	1:51.808	10	10	1.313	0.123	86.67
6	66		Tom HAYWARD	Honda - KRP / Daniel Hayward Racing	1:52.480	6	7	1.985	0.672	86.16
7	28		Jon VINCENT	Honda - Molly / GRF Heavy Transport	1:52.804	8	8	2.309	0.324	85.91
8	72		Connor BEHAN	Honda - SP125 / Express Forklifts	1:52.954	5	6	2.459	0.150	85.79
9	19		Michael HILL	Honda - TABOO Motorsport	1:53.181	10	10	2.686	0.227	85.62
10	61		Paul JORDAN	Honda - KRP / Bradley Smith Racing	1:53.234	11	11	2.739	0.053	85.58
11	44		Rob HODSON	Honda - JGH Racing	1:53.820	6	8	3.325	0.586	85.14
12	6		Martin GLOSSOP	Seel Honda - KRP / Bradley Smith Racing	1:54.078	5	7	3.583	0.258	84.95
13	27		Catherine GREEN	Honda - www.cgracing27.co.uk	1:54.286	10	10	3.791	0.208	84.79
14	53	C	Corey LEWIS	Honda - Corey Lewis Racing	1:54.403	8	9	3.908	0.117	84.71
15	20		Jamie HODSON	Honda - JGH Racing	1:54.435	9	9	3.940	0.032	84.68
16	10	C	Peter SUTHERLAND	Aprillia - Kinpac Racing	1:54.581	10	10	4.086	0.146	84.58
17	4		Philip WAKEFIELD	Honda - PWR / Sandbach Scrap Metal	1:54.873	7	7	4.378	0.292	84.36
18	2		Robbie STEWART	Honda - Repli-Cast UK	1:55.453	4	9	4.958	0.580	83.94
19	86		Luke HARVEY	Honda - RV Racing	1:55.567	8	8	5.072	0.114	83.85
20	41	C	Shaun WINFIELD	Honda - TAG Triumph	1:56.189	2	4	5.694	0.622	83.40
21	52	C	Adam BLACKLOCK	Honda - Repli-Cast UK	1:57.093	8	8	6.598	0.904	82.76
22	96		Ryan SAXELBY	Honda - KRP / Bradley Smith Racing	1:57.940	4	5	7.445	0.847	82.17
23	94	C	Sam HORNSEY	Honda - Team Hornsey Steels	1:58.348	10	10	7.853	0.408	81.88
24	9	C	Niall CAMPBELL	Honda - Kinpac Racing	1:59.088	6	8	8.593	0.740	81.37
25	69	C	Joshua HARLAND	Honda -	1:59.792	7	8	9.297	0.704	80.90
26	24		Ben BARRETT	Honda - SP125Racing / Lowerdale Autos	2:00.038	8	8	9.543	0.246	80.73
27	91		Ian STANFORD	Honda - Stanford Racing	2:00.181	5	7	9.686	0.143	80.63
28	17	C	John McPHEE	Honda - McPhee Racing	2:00.303	9	9	9.808	0.122	80.55
29	71	C	Andy REID	Honda - Motrac Racing	2:00.475	7	8	9.980	0.172	80.44
30	11	C	Tom WEEDEN	Honda - TABOO Motorsport Junior Team	2:00.672	9	10	10.177	0.197	80.31
31	5	C	Tomas DOUGHTY	Honda - TopGear Racing	2:00.690	3	5	10.195	0.018	80.29
32	22	C	Matthew PAULO	Honda - Paulo Racing	2:01.181	9	10	10.686	0.491	79.97
33	21		Tom STANFORD	Honda - Stanford Racing	2:01.389	7	10	10.894	0.208	79.83
34	26	C	Nicole McALEER	Honda - Megabikes.ie	2:01.662	4	7	11.167	0.273	79.65
35	12		Edward RENDELL	Honda - Team Aztec GP	2:02.869	3	8	12.374	1.207	78.87
36	46	C	Ross WALKER	Honda - Ross Walker Racing	2:02.920	6	7	12.425	0.051	78.84
37	99	C	Kasey WYATT	Honda - Repli-Cast UK	2:14.417	6	8	23.922	11.497	72.09

Weather / Track : Sunny / Dry

Oulton Park International
Circuit Length = 2.6920 miles
Start: 09:00 End: 09:22

2009 Relentless British 125GP Championship & ACU Academy Cup
FREE PRACTICE 1 - SECTOR ANALYSIS

2	Robbie STEWART				Repli-Cast UK											
1-	Out	98.7	1:05.700	97.3	34.374	102.5	2:15.437	6-	Out	106.7	1:00.293	98.8	32.189	102.8	3:47.684	
2-	30.815	110.2	1:00.413	98.5	32.688	105.5	2:03.916	7-	29.105	110.6	57.247	98.4	32.061	103.9	1:58.413	
3-	28.928	111.1	56.716	100.5	32.354	105.2	1:57.998	8-	28.764	110.4	54.662	100.2	33.223	99.4	1:56.649	
4-	28.235	111.3	55.498	99.6	31.720	104.4	1:55.453	9-	28.920	110.6	1:01.307	98.8	33.049	103.9	2:03.276	
5-	29.439	107.9	57.130	98.4	In		2:07.987	P								
4	Philip WAKEFIELD				PWR / Sandbach Scrap Metal											
1-	Out	95.5	1:02.008	82.4	In		2:15.905	P	5-	29.014	109.1	54.953	98.5	31.813	102.7	1:55.780
2-	Out	100.9	1:01.434	94.0	In		4:58.941	P	6-	28.771	110.6	54.462	98.7	31.711	102.9	1:54.944
3-	Out	101.5	58.695	98.7	33.092	102.9	4:26.331		7-	28.545	110.2	54.137	99.4	32.191	100.0	1:54.873
4-	29.256	109.3	55.032	98.8	32.271	102.9	1:56.559									
5	Tomas DOUGHTY				C TopGear Racing											
1-	Out	105.2	1:02.572	94.1	35.899	100.2	2:11.336	4-	29.656	110.7	59.668	96.1	32.783	100.5	2:02.107	
2-	30.152	107.0	59.927	93.6	33.411	100.3	2:03.490	5-	29.603	110.6	1:06.371	86.1	In		2:23.581	
3-	29.180	110.6	58.361	97.0	33.149	99.9	2:00.690									
6	Martin GLOSSOP				KRP / Bradley Smith Racing											
1-	Out	110.7	58.477	103.2	34.171	107.0	2:04.582	5-	27.856	116.7	54.815	106.2	31.407	110.7	1:54.078	
2-	29.517	116.1	56.740	104.9	32.674	110.0	1:58.931	6-	28.110	116.7	54.205	106.4	32.028	110.6	1:54.343	
3-	28.939	115.9	55.151	105.5	32.837	110.2	1:56.927	7-	29.281	110.7	56.056	104.0	In		2:05.314	
4-	28.497	117.9	54.251	105.5	32.166	110.4	1:54.914									
9	Niall CAMPBELL				C Kinpac Racing											
1-	Out	85.2	1:11.015	77.9	35.634	100.6	2:22.995	5-	Out	105.4	58.994	96.6	32.618	101.2	4:18.429	
2-	32.231	105.8	1:00.629	96.7	33.427	101.1	2:06.287	6-	29.260	108.4	57.257	97.7	32.571	101.5	1:59.088	
3-	30.098	108.4	58.935	97.1	32.790	102.3	2:01.823	7-	29.723	107.5	58.297	97.1	In		2:08.463	
4-	30.716	108.8	58.905	96.7	In		2:10.842	P	8-	Out	107.4	58.165	98.3	33.134	97.4	3:13.388
10	Peter SUTHERLAND				C Kinpac Racing											
1-	Out	96.6	1:00.988	103.6	33.012	108.8	2:08.261	6-	29.111	113.0	54.951	103.2	31.661	108.2	1:55.723	
2-	30.202	114.9	59.778	103.2	33.094	109.1	2:03.074	7-	28.429	114.5	55.285	103.4	32.003	105.8	1:55.717	
3-	28.364	115.5	56.480	102.0	31.681	104.9	1:56.525	8-	29.087	111.3	59.250	92.9	In		2:06.037	
4-	28.272	114.5	55.491	103.7	31.425	108.6	1:55.188	9-	Out	115.7	55.141	103.2	31.598	108.2	2:46.515	
5-	27.845	116.5	55.748	100.6	31.836	108.2	1:55.429	10-	28.542	113.6	54.767	103.4	31.272	108.1	1:54.581	
11	Tom WEEDEN				C TABOO Motorsport Junior Team											
1-	Out	97.5	1:02.249	92.7	35.186	100.3	2:09.424	6-	29.918	111.1	58.893	97.7	34.187	100.3	2:02.998	
2-	31.205	109.3	59.459	94.1	33.775	102.5	2:04.439	7-	29.310	110.7	58.811	97.0	33.686	100.3	2:01.807	
3-	30.692	105.0	58.364	94.9	33.721	102.5	2:02.777	8-	30.587	109.7	58.596	99.1	33.452	101.8	2:02.635	
4-	29.784	109.5	58.951	92.2	In		2:12.216	P	9-	29.635	110.4	57.807	97.0	33.230	102.5	2:00.672
5-	Out	93.3	58.957	96.0	33.351	102.9	2:51.756		10-	29.414	108.1	58.321	93.6	33.583	101.5	2:01.318
12	Edward RENDELL				Team Aztec GP											
1-	Out	95.3	1:04.339	88.5	35.139	91.9	2:15.183	5-	30.890	89.6	58.436	92.1	34.544	93.3	2:03.870	
2-	30.961	93.5	58.631	89.7	34.566	97.3	2:04.158	6-	30.454	92.3	58.908	95.5	In		2:08.888	
3-	30.421	94.8	58.263	95.2	34.185	89.4	2:02.869	7-	Out	110.9	55.269	100.8	31.291	106.9	3:16.149	
4-	31.828	90.6	58.055	92.7	34.483	91.9	2:04.366	8-	28.973	111.3	54.398	100.2	In		2:29.148	
13	Rob GUIVER				SP125 / RG Racing											
1-	Out	97.8	1:01.573	101.4	32.310	107.9	2:07.741	6-	28.923	113.0	52.902	102.8	30.523	107.4	1:52.348	
2-	29.989	113.2	54.317	102.9	31.782	108.8	1:56.088	7-	28.077	113.9	52.987	102.5	30.360	107.7	1:51.424	
3-	28.531	114.9	53.074	102.9	30.639	108.2	1:52.244	8-	27.539	114.5	52.502	104.2	30.741	105.7	1:50.782	
4-	28.735	111.7	53.531	102.9	In		1:59.922	P	9-	27.557	114.5	52.293	103.1	30.645	107.4	1:50.495
5-	Out	102.9	57.169	101.5	31.103	106.7	5:49.290									
16	Shaun HORSMAN				Symitry I.T. North											
1-	Out	97.4	1:03.945	99.1	34.094	104.4	2:12.731	7-	27.862	111.7	53.523	101.4	30.887	105.8	1:52.272	
2-	31.667	110.4	1:00.472	99.9	32.493	105.8	2:04.632	8-	28.354	110.4	54.746	100.2	30.885	105.5	1:53.985	
3-	29.203	111.7	58.340	100.2	32.236	105.8	1:59.779	9-	27.855	113.0	53.155	101.7	30.640	106.9	1:51.650	
4-	28.964	110.4	55.641	101.1	32.718	105.0	1:57.323	10-	28.620	112.8	53.629	101.2	30.626	105.8	1:52.875	
5-	28.127	111.3	54.433	101.7	32.211	106.7	1:54.771	11-	27.673	113.4	52.950	101.5	30.844	106.0	1:51.467	

Oulton Park International
Circuit Length = 2.6920 miles
Start: 09:00 End: 09:22

Weather / Track : Sunny / Dry

2009 Relentless British 125GP Championship & ACU Academy Cup
FREE PRACTICE 1 - SECTOR ANALYSIS

6-	28.065	111.7	54.616	100.8	31.053	105.7	1:53.734								
17	John McPHEE		C McPhee Racing												
1-	Out	71.7	1:18.258	62.8	44.136	70.4	2:42.134	6-	30.868	105.7	1:00.136	96.6	33.643	101.7	2:04.647
2-	40.490	70.6	1:16.862	74.7	42.764	78.1	2:40.116	7-	30.294	107.5	59.589	95.5	34.228	100.0	2:04.111
3-	34.100	105.8	1:00.672	93.7	38.499	97.0	2:13.271	8-	30.542	107.0	58.555	95.5	34.482	94.1	2:03.579
4-	31.745	106.4	1:01.158	89.7	36.695	97.4	2:09.598	9-	30.361	106.9	56.928	97.8	33.014	100.6	2:00.303
5-	31.174	107.0	59.297	96.0	34.170	98.1	2:04.641								
19	Michael HILL		TABOO Motorsport												
1-	Out	94.3	1:02.295	91.8	35.855	91.5	2:10.004	6-	28.588	112.2	54.355	103.4	31.569	107.4	1:54.512
2-	31.689	108.4	59.061	98.1	33.357	98.7	2:04.107	7-	28.212	115.3	55.301	102.1	32.055	108.7	1:55.568
3-	30.248	111.3	56.199	101.2	In		2:04.920 P	8-	28.432	113.0	54.102	100.6	31.481	106.5	1:54.015
4-	Out	111.7	55.113	102.5	31.758	107.5	2:29.737	9-	28.469	112.8	54.142	102.0	31.175	106.5	1:53.786
5-	28.822	112.8	55.159	101.4	31.426	107.7	1:55.407	10-	28.214	113.7	53.683	102.3	31.284	106.7	1:53.181
20	Jamie HODSON		JGH Racing												
1-	Out	99.9	1:02.765	99.3	33.790	105.3	2:10.596	6-	28.622	113.9	54.244	103.7	32.465	102.9	1:55.331
2-	31.299	110.9	59.126	101.1	33.570	104.7	2:03.995	7-	28.822	111.5	55.357	100.8	31.856	103.9	1:56.035
3-	29.103	110.4	56.687	100.9	In		2:05.087 P	8-	28.721	110.9	54.502	101.4	31.725	104.9	1:54.948
4-	Out	107.4	57.620	100.0	32.915	104.4	3:09.785	9-	28.444	113.7	54.305	101.1	31.686	104.0	1:54.435
5-	28.813	111.5	55.212	100.8	31.935	105.2	1:55.960								
21	Tom STANFORD		Stanford Racing												
1-	Out	99.1	1:04.746	91.6	35.221	97.7	2:10.439	6-	30.041	106.5	58.212	96.7	33.485	99.6	2:01.738
2-	31.123	104.2	1:01.115	94.8	33.885	100.3	2:06.123	7-	29.862	105.2	58.460	94.5	33.067	98.7	2:01.389
3-	31.046	103.2	1:01.288	93.5	33.979	100.3	2:06.313	8-	29.998	102.8	58.603	95.5	33.091	100.3	2:01.692
4-	30.093	103.9	59.545	95.2	33.840	99.1	2:03.478	9-	29.999	107.2	58.817	95.5	32.910	100.6	2:01.726
5-	30.189	105.5	59.944	94.9	33.188	100.8	2:03.321	10-	29.352	107.0	1:00.307	94.4	33.987	99.0	2:03.646
22	Matthew PAULO		C Paulo Racing												
1-	Out	80.7	1:12.522	78.8	38.084	88.1	2:28.997	6-	30.553	108.9	59.500	95.7	34.634	100.9	2:04.687
2-	35.132	87.5	1:05.216	92.6	37.145	92.8	2:17.493	7-	30.034	110.0	59.149	98.0	33.730	99.6	2:02.913
3-	32.743	99.7	1:02.703	94.5	35.813	95.2	2:11.259	8-	30.859	108.2	58.678	98.0	33.492	100.8	2:03.029
4-	31.854	104.5	1:01.645	94.1	35.426	97.1	2:08.925	9-	30.303	110.7	57.405	98.7	33.473	100.9	2:01.181
5-	31.217	106.4	1:00.893	94.8	35.087	96.4	2:07.197	10-	30.572	108.6	59.079	98.8	33.468	102.3	2:03.119
24	Ben BARRETT		SP125Racing / Lowerdale Autos												
1-	Out	95.1	1:02.961	97.8	34.315	103.2	2:11.501	5-	29.791	110.6	57.625	100.3	32.717	103.4	2:00.133
2-	31.215	109.8	59.510	98.7	34.161	104.5	2:04.886	6-	29.747	109.5	57.438	100.2	In		2:06.223 P
3-	30.412	110.6	58.270	99.4	In		2:07.296 P	7-	Out	109.5	59.690	99.3	32.868	103.9	3:24.500
4-	Out	109.1	58.671	99.4	32.907	104.0	3:48.929	8-	30.013	113.0	57.230	100.3	32.795	103.6	2:00.038
26	Nicole McALEER		C Megabikes.ie												
1-	Out	83.2	1:09.285	96.6	36.628	100.2	2:22.311	5-	30.591	111.7	58.592	101.8	32.993	104.9	2:02.176
2-	33.130	102.5	1:02.246	100.9	In		2:17.038 P	6-	31.434	96.3	1:04.302	91.1	In		2:20.059 P
3-	Out	110.4	1:00.695	102.7	34.266	105.5	5:05.292	7-	Out	110.2	59.203	101.4	33.180	101.5	4:58.934
4-	29.812	105.2	58.810	100.2	33.040	104.9	2:01.662								
27	Catherine GREEN		www.cgracing27.co.uk												
1-	Out	93.5	1:15.573	75.9	39.458	93.9	2:30.215	6-	28.687	113.4	55.292	103.2	31.576	108.4	1:55.555
2-	31.567	108.2	59.972	101.1	33.580	105.7	2:05.119	7-	28.422	114.1	55.924	104.7	32.650	98.0	1:56.996
3-	29.927	110.6	57.331	102.0	32.584	107.5	1:59.842	8-	30.020	113.0	55.808	102.9	32.852	106.9	1:58.680
4-	28.977	112.6	55.827	103.6	33.897	106.9	1:58.701	9-	28.491	115.3	54.692	103.4	31.505	108.1	1:54.688
5-	28.954	113.0	56.273	102.8	32.273	108.1	1:57.500	10-	28.352	114.7	54.280	101.7	31.654	105.7	1:54.286
28	Jon VINCENT		Molly / GRF Heavy Transport												
1-	Out	103.6	1:01.988	96.4	33.242	104.5	2:06.998	5-	28.099	111.7	55.058	101.4	31.547	105.2	1:54.704
2-	28.834	111.5	56.459	102.6	32.260	105.5	1:57.553	6-	28.287	112.4	54.805	102.6	In		1:58.041 P
3-	29.056	111.8	55.338	101.8	32.010	105.5	1:56.404	7-	Out	105.4	58.012	99.3	32.488	102.6	6:20.701
4-	28.761	108.9	55.105	101.4	31.534	105.5	1:55.400	8-	28.235	112.4	53.495	101.8	31.074	105.0	1:52.804

Oulton Park International
 Circuit Length = 2.6920 miles
 Start: 09:00 End: 09:22

Weather / Track : Sunny / Dry

2009 Relentless British 125GP Championship & ACU Academy Cup
FREE PRACTICE 1 - SECTOR ANALYSIS

29	James LODGE	KRP / Earnshaws Motorcycles														
1-	Out 108.1	59.266	103.2	32.964	<i>108.6</i>	2:01.989	6-	28.410	111.7	54.650	104.2	In	1:59.925	P		
2-	29.613	113.0	58.100	104.2	32.249	108.1	1:59.962	7-	Out	111.5	54.116	102.1	31.215	106.9	2:47.763	
3-	28.954	114.3	55.675	103.2	32.169	107.7	1:56.798	8-	28.263	114.5	53.820	<i>104.4</i>	31.147	107.9	1:53.230	
4-	28.735	114.7	55.994	102.8	31.827	105.5	1:56.556	9-	27.782	<i>117.1</i>	53.353	103.7	31.343	106.7	1:52.478	
5-	28.542	113.0	55.134	102.0	32.902	108.1	1:56.578	10-	<i>27.611</i>	116.5	<i>52.826</i>	104.2	<i>31.051</i>	108.4	1:51.488	
41	Shaun WINFIELD	C TAG Triumph														
1-	Out 105.7	55.989	97.7	32.248	<i>101.2</i>	1:56.114	3-	29.067	<i>109.7</i>	<i>55.073</i>	98.4	32.152	100.2	1:56.292		
2-	<i>28.616</i>	108.6	55.172	<i>98.7</i>	32.401	<i>101.2</i>	1:56.189	4-	28.743	108.4	55.727	98.4	<i>32.118</i>	100.8	1:56.588	
44	Rob HODSON	JGH Racing														
1-	Out 108.4	58.217	98.8	32.609	104.4	2:00.669	5-	28.535	108.8	54.536	98.8	31.521	102.9	1:54.592		
2-	29.542	109.5	55.493	97.7	In	2:02.877	P	6-	28.517	110.4	54.062	<i>99.9</i>	<i>31.241</i>	<i>104.9</i>	1:53.820	
3-	Out 107.5	56.820	<i>98.7</i>	32.202	103.2	6:56.170		7-	<i>28.370</i>	111.1	<i>53.503</i>	99.1	32.057	103.4	1:53.930	
4-	29.163	111.1	55.743	<i>99.9</i>	31.843	103.2	1:56.749	8-	28.883	<i>111.5</i>	54.566	98.7	31.621	102.1	1:55.070	
46	Ross WALKER	C Ross Walker Racing														
1-	Out 80.1	1:15.487	61.2	In		2:42.329	P	5-	Out	101.2	58.913	96.7	<i>33.168</i>	100.9	2:50.615	
2-	Out 80.7	1:05.362	80.3	38.922	82.3	3:45.462		6-	30.513	107.0	58.585	88.0	33.822	<i>101.8</i>	2:02.920	
3-	33.991	93.9	1:03.893	77.9	39.082	86.6	2:16.966	7-	<i>29.491</i>	<i>108.2</i>	<i>56.731</i>	<i>98.0</i>	In		2:05.180	P
4-	33.091	96.3	1:03.532	80.4	In		2:20.854	P								
50	Tim HASTINGS	C KRP / Bradley Smith Racing														
1-	Out 106.2	1:00.786	102.6	33.025	107.2	2:06.447		6-	28.576	113.7	54.100	103.6	In		2:00.887	P
2-	29.563	113.9	55.571	103.7	31.988	108.9	1:57.122	7-	Out	112.4	56.050	100.3	34.112	107.9	3:36.972	
3-	28.383	115.1	55.216	104.0	31.384	108.8	1:54.983	8-	28.002	<i>116.3</i>	56.219	103.7	31.043	108.6	1:55.264	
4-	28.192	115.1	55.608	102.0	31.119	108.2	1:54.919	9-	28.165	114.5	58.482	100.2	32.378	108.1	1:59.025	
5-	28.082	115.1	54.218	<i>105.0</i>	<i>32.252</i>	<i>109.1</i>	1:54.552	10-	<i>27.738</i>	<i>116.3</i>	<i>53.386</i>	104.5	<i>30.684</i>	108.9	1:51.808	
52	Adam BLACKLOCK	C Repli-Cast UK														
1-	Out 85.6	1:09.106	91.8	35.297	97.7	2:20.062		5-	29.362	114.3	57.086	93.9	32.860	105.7	1:59.308	
2-	30.810	104.4	59.567	93.2	In		2:10.896	P	6-	30.345	104.7	58.787	94.8	In	2:07.120	P
3-	Out 105.7	58.425	97.4	33.001	105.3	3:04.330		7-	Out	104.9	56.918	<i>102.0</i>	<i>32.175</i>	<i>107.2</i>	4:13.829	
4-	30.043	113.2	58.003	91.7	34.165	105.7	2:02.211	8-	<i>29.012</i>	<i>116.7</i>	<i>55.829</i>	99.3	32.252	106.2	1:57.093	
53	Corey LEWIS	C Corey Lewis Racing														
1-	Out 80.7	1:11.591	70.8	In		2:36.128	P	6-	28.570	110.2	59.723	93.3	In		2:07.047	P
2-	Out 76.6	1:06.060	82.7	37.917	82.2	3:53.693		7-	Out	111.1	55.177	100.5	32.046	103.2	2:50.829	
3-	33.610	85.5	1:04.940	78.1	38.576	84.3	2:17.126	8-	28.495	<i>112.2</i>	<i>54.513</i>	<i>100.6</i>	<i>31.395</i>	105.5	1:54.403	
4-	31.798	97.5	1:03.009	83.4	35.916	94.5	2:10.723	9-	<i>28.386</i>	<i>112.2</i>	56.012	100.2	31.596	105.2	1:55.994	
5-	29.671	110.9	56.698	<i>100.6</i>	31.831	<i>107.9</i>	1:58.200									
61	Paul JORDAN	KRP / Bradley Smith Racing														
1-	Out 108.8	58.839	104.0	32.528	<i>110.0</i>	2:02.338		7-	29.932	104.2	1:00.925	99.7	34.071	108.1	2:04.928	
2-	29.434	110.6	57.571	104.5	32.014	108.8	1:59.019	8-	28.672	113.4	54.646	103.7	31.574	107.7	1:54.892	
3-	29.636	<i>114.1</i>	55.627	105.4	32.120	109.1	1:57.383	9-	28.667	113.7	54.298	<i>105.8</i>	31.335	108.1	1:54.300	
4-	29.178	113.4	58.175	104.7	31.757	109.1	1:59.110	10-	28.881	113.4	54.565	104.4	<i>31.053</i>	109.1	1:54.499	
5-	28.705	113.6	54.690	104.4	31.786	<i>110.0</i>	1:55.181	11-	<i>28.198</i>	113.7	<i>53.746</i>	103.7	31.290	107.0	1:53.234	
6-	29.456	113.6	56.384	102.5	32.395	105.7	1:58.235									
66	Tom HAYWARD	KRP / Daniel Hayward Racing														
1-	Out 109.8	1:00.130	100.5	In		2:09.523	P	5-	28.153	<i>116.7</i>	54.953	105.0	31.382	109.8	1:54.488	
2-	Out 112.4	58.213	102.8	32.584	108.8	4:19.669		6-	<i>27.930</i>	<i>116.7</i>	<i>53.510</i>	<i>106.0</i>	<i>31.040</i>	109.3	1:52.480	
3-	29.891	111.5	56.067	104.0	32.115	108.4	1:58.073	7-	29.362	107.9	56.943	103.2	In		2:05.650	P
4-	28.974	114.5	54.685	105.7	31.611	<i>110.2</i>	1:55.270									
69	Joshua HARLAND	C														
1-	Out 89.0	1:04.999	88.3	36.965	100.2	2:14.474		5-	31.124	108.6	57.777	98.4	33.825	101.5	2:02.726	
2-	31.568	<i>110.6</i>	59.225	91.4	35.585	101.1	2:06.378	6-	30.619	107.5	58.768	97.7	33.820	100.0	2:03.207	
3-	30.557	108.9	58.406	<i>99.9</i>	33.905	101.7	2:02.868	7-	30.070	110.2	<i>57.039</i>	<i>99.9</i>	<i>32.683</i>	<i>102.5</i>	1:59.792	
4-	30.791	104.7	58.928	97.8	34.718	98.4	2:04.437	8-	<i>29.637</i>	109.7	57.894	96.4	34.181	98.1	2:01.712	

Oulton Park International
Circuit Length = 2.6920 miles
Start: 09:00 End: 09:22

Weather / Track : Sunny / Dry

2009 Relentless British 125GP Championship & ACU Academy Cup
FREE PRACTICE 1 - SECTOR ANALYSIS

71	Andy REID	C Motrac Racing													
1-	Out 94.4	1:04.561	93.6	35.112	97.4	2:14.915	5-	30.150	109.1	58.421	98.0	32.909	102.5	2:01.480	
2-	32.274	109.7	1:00.417	98.8	33.884	103.7	2:06.575	6-	29.802	109.1	58.524	95.5	33.965	96.8	2:02.291
3-	30.350	110.0	58.413	96.6	34.059	102.6	2:02.822	7-	30.394	110.2	57.677	96.7	32.404	102.3	2:00.475
4-	30.004	109.1	59.561	95.7	34.154	102.3	2:03.719	8-	29.157	110.6	57.297	94.4	In		2:06.694 P
72	Connor BEHAN	SP125 / Express Forklifts													
1-	Out 105.0	58.919	100.2	33.045	105.5	2:02.473	4-	28.675	111.7	54.815	99.9	31.533	105.5	1:55.023	
2-	29.687	102.1	57.896	98.7	In		2:07.811 P	5-	27.927	111.8	53.512	100.8	31.515	105.2	1:52.954
3-	Out 106.7	57.345	99.9	32.326	106.5	8:46.621	6-	28.799	104.2	57.084	96.4	In		2:06.124 P	
86	Luke HARVEY	RV Racing													
1-	Out 109.7	59.630	101.2	33.980	106.3	2:01.621	5-	28.651	113.9	55.636	102.8	31.810	105.8	1:56.097	
2-	31.375	89.8	1:04.466	78.7	In		2:19.729 P	6-	30.740	87.6	58.729	94.1	In		2:10.559 P
3-	Out 110.0	57.455	102.1	32.594	106.2	5:23.140	7-	Out 113.7		55.563	103.7	31.795	106.2	3:24.969	
4-	28.972	113.6	55.382	102.6	32.241	107.4	1:56.595	8-	28.702	114.1	55.197	102.1	31.668	106.5	1:55.567
87	Lee COSTELLO	Vent-Axia / www.sp125racing.com													
1-	Out 98.8	58.820	97.8	In		2:09.091 P	5-	28.632	110.6	54.418	99.0	31.449	104.9	1:54.499	
2-	Out 108.4	56.851	99.7	31.777	105.7	2:54.011	6-	28.242	109.8	53.575	99.9	In		1:58.717 P	
3-	28.481	111.5	54.696	99.3	In		1:59.424 P	7-	Out 109.3		54.543	101.7	31.237	105.3	4:30.063
4-	Out 106.4	55.544	99.9	31.711	105.3	4:18.982	8-	27.672	113.0	52.697	101.4	31.316	106.9	1:51.685	
91	Ian STANFORD	Stanford Racing													
1-	Out 102.3	1:04.517	97.5	34.542	103.1	2:13.496	5-	29.833	109.8	57.057	100.2	33.291	104.9	2:00.181	
2-	31.679	109.1	59.332	100.2	33.418	106.5	2:04.429	6-	30.937	105.4	1:01.186	94.4	In		2:13.414 P
3-	30.165	112.0	58.144	100.3	33.309	106.7	2:01.618	7-	Out 108.2		1:01.253	90.6	In		3:32.906 P
4-	30.250	108.6	57.812	100.3	33.133	105.7	2:01.195								
94	Sam HORNSEY	C Team Hornsey Steels													
1-	Out 83.3	1:09.711	91.1	36.617	101.4	2:23.785	6-	29.263	109.3	57.417	96.0	32.826	102.0	1:59.506	
2-	30.664	106.5	58.973	97.7	33.573	102.5	2:03.210	7-	28.805	112.8	59.732	98.1	33.717	91.7	2:02.254
3-	29.626	110.7	58.322	99.3	32.754	103.7	2:00.702	8-	30.401	105.0	57.091	99.0	32.613	104.7	2:00.105
4-	32.508	102.3	58.615	100.0	33.417	103.4	2:04.540	9-	29.729	110.2	57.475	96.8	32.672	102.1	1:59.876
5-	30.252	108.9	57.088	98.8	32.865	101.7	2:00.205	10-	29.006	108.6	56.957	99.0	32.385	103.9	1:58.348
96	Ryan SAXELBY	KRP / Bradley Smith Racing													
1-	Out 104.9	1:00.568	99.6	In		2:11.253 P	4-	29.021	113.7	56.164	98.0	32.755	107.9	1:57.940	
2-	Out 111.8	57.473	100.5	32.788	108.1	2:55.876	5-	31.453	99.7	59.796	96.3	In		2:16.387 P	
3-	29.573	113.0	56.908	100.8	32.869	108.2	1:59.350								
99	Kasey WYATT	C Repli-Cast UK													
1-	Out 80.2	1:20.802	75.6	42.609	85.5	2:44.166	5-	34.260	97.4	1:06.064	88.2	37.047	95.1	2:17.371	
2-	38.292	88.9	1:14.499	79.8	In		2:37.691 P	6-	33.129	100.3	1:05.287	87.7	36.001	103.1	2:14.417
3-	Out 88.1	1:11.655	83.6	38.887	88.2	3:11.172	7-	33.509	94.3	1:05.318	88.3	In		2:20.437 P	
4-	34.478	95.7	1:11.804	80.6	38.076	92.8	2:24.358	8-	Out 111.8		59.729	102.0	33.055	105.2	2:40.644

2009 Relentless British 125GP Championship & ACU Academy Cup

FREE PRACTICE 1 - SPEED TRAPS

SECTOR 1				SECTOR 2			FINISH LINE		
POS	NO	NAME	MPH	NO	NAME	MPH	NO	NAME	MPH
1	6	Martin GLOSSOP	117.9	6	Martin GLOSSOP	106.4	6	Martin GLOSSOP	110.7
2	29	James LODGE	117.1	66	Tom HAYWARD	106.0	66	Tom HAYWARD	110.2
3	52	Adam BLACKLOCK	116.7	61	Paul JORDAN	105.8	61	Paul JORDAN	110.0
4	66	Tom HAYWARD	116.7	50	Tim HASTINGS	105.0	10	Peter SUTHERLAND	109.1
5	10	Peter SUTHERLAND	116.5	27	Catherine GREEN	104.7	50	Tim HASTINGS	109.1
6	50	Tim HASTINGS	116.3	29	James LODGE	104.4	13	Rob GUIVER	108.8
7	19	Michael HILL	115.3	13	Rob GUIVER	104.2	29	James LODGE	108.6
8	27	Catherine GREEN	115.3	10	Peter SUTHERLAND	103.7	27	Catherine GREEN	108.4
9	13	Rob GUIVER	114.9	19	Michael HILL	103.4	96	Ryan SAXELBY	108.2
10	61	Paul JORDAN	114.1	20	Jamie HODSON	103.1	19	Michael HILL	108.1
11	86	Luke HARVEY	114.1	86	Luke HARVEY	103.1	53	Corey LEWIS	107.9
12	20	Jamie HODSON	113.9	28	Jon VINCENT	102.6	86	Luke HARVEY	107.4
13	96	Ryan SAXELBY	113.7	26	Nicole McALEER	102.1	52	Adam BLACKLOCK	107.2
14	16	Shaun HORSMAN	113.4	52	Adam BLACKLOCK	102.0	12	Edward RENDELL	106.9
15	24	Ben BARRETT	113.0	99	Kasey WYATT	102.0	16	Shaun HORSMAN	106.9
16	87	Lee COSTELLO	113.0	16	Shaun HORSMAN	101.7	87	Lee COSTELLO	106.9
17	94	Sam HORNSEY	112.8	87	Lee COSTELLO	101.7	91	Ian STANFORD	106.7
18	28	Jon VINCENT	112.4	24	Ben BARRETT	100.9	72	Connor BEHAN	106.5
19	53	Corey LEWIS	112.2	12	Edward RENDELL	100.8	2	Robbie STEWART	105.5
20	91	Ian STANFORD	112.0	72	Connor BEHAN	100.8	26	Nicole McALEER	105.5
21	72	Connor BEHAN	111.8	96	Ryan SAXELBY	100.8	28	Jon VINCENT	105.5
22	99	Kasey WYATT	111.8	53	Corey LEWIS	100.6	20	Jamie HODSON	105.3
23	44	Rob HODSON	111.5	2	Robbie STEWART	100.5	99	Kasey WYATT	105.2
24	2	Robbie STEWART	111.3	91	Ian STANFORD	100.3	44	Rob HODSON	104.9
25	12	Edward RENDELL	111.3	94	Sam HORNSEY	100.0	94	Sam HORNSEY	104.7
26	11	Tom WEEDEN	111.1	44	Rob HODSON	99.9	24	Ben BARRETT	104.5
27	26	Nicole McALEER	111.1	69	Joshua HARLAND	99.9	4	Philip WAKEFIELD	103.7
28	5	Tomas DOUGHTY	110.7	4	Philip WAKEFIELD	99.4	71	Andy REID	103.7
29	22	Matthew PAULO	110.7	11	Tom WEEDEN	99.1	11	Tom WEEDEN	102.9
30	4	Phillip WAKEFIELD	110.6	22	Matthew PAULO	98.8	69	Joshua HARLAND	102.5
31	69	Joshua HARLAND	110.6	71	Andy REID	98.8	9	Niall CAMPBELL	102.3
32	71	Andy REID	110.6	41	Shaun WINFIELD	98.7	22	Matthew PAULO	102.3
33	41	Shaun WINFIELD	109.7	9	Niall CAMPBELL	98.3	46	Ross WALKER	101.8
34	9	Niall CAMPBELL	108.8	46	Ross WALKER	98.0	41	Shaun WINFIELD	101.2
35	46	Ross WALKER	108.2	17	John McPHEE	97.8	17	John McPHEE	101.1
36	17	John McPHEE	107.5	5	Tomas DOUGHTY	97.0	21	Tom STANFORD	100.8
37	21	Tom STANFORD	107.2	21	Tom STANFORD	96.1	5	Tomas DOUGHTY	100.5

Weather / Track : Sunny / Dry

www.tsl-timing.com

Oulton Park International
Circuit Length = 2.6920 miles
Start: 09:00 End: 09:22

Printed - 09.23 Saturday, 02 May 2009

2009 Relentless British 125GP Championship & ACU Academy Cup

FREE PRACTICE 1 - BEST SECTOR TIMES

SECTOR 1			SECTOR 2			SECTOR 3			IDEAL / BEST COMPARISON						
POS	NO	NAME	TIME	NO	NAME	TIME	NO	NAME	TIME	POS	NO	NAME	IDEAL	BEST	DIFF
1	13	GUIVER	27.539	13	GUIVER	52.293	13	GUIVER	30.360	1	13	GUIVER	1:50.192	1:50.495	0.303
2	29	LODGE	27.611	87	COSTELLO	52.697	16	HORSMAN	30.626	2	16	HORSMAN	1:51.249	1:51.467	0.218
3	87	COSTELLO	27.672	29	LODGE	52.826	50	HASTINGS	30.684	3	29	LODGE	1:51.488	1:51.488	0.000
4	16	HORSMAN	27.673	16	HORSMAN	52.950	66	HAYWARD	31.040	4	87	COSTELLO	1:51.606	1:51.685	0.079
5	50	HASTINGS	27.738	50	HASTINGS	53.386	29	LODGE	31.051	5	50	HASTINGS	1:51.808	1:51.808	0.000
6	10	SUTHERLAND	27.845	28	VINCENT	53.495	61	JORDAN	31.053	6	66	HAYWARD	1:52.480	1:52.480	0.000
7	6	GLOSSOP	27.856	44	HODSON	53.503	28	VINCENT	31.074	7	28	VINCENT	1:52.668	1:52.804	0.136
8	72	BEHAN	27.927	66	HAYWARD	53.510	19	HILL	31.175	8	72	BEHAN	1:52.954	1:52.954	0.000
9	66	HAYWARD	27.930	72	BEHAN	53.512	87	COSTELLO	31.237	9	61	JORDAN	1:52.997	1:53.234	0.237
10	28	VINCENT	28.099	19	HILL	53.683	44	HODSON	31.241	10	19	HILL	1:53.070	1:53.181	0.111
11	20	HODSON	28.116	61	JORDAN	53.746	10	SUTHERLAND	31.272	11	44	HODSON	1:53.114	1:53.820	0.706
12	61	JORDAN	28.198	4	WAKEFIELD	54.137	12	RENDELL	31.291	12	6	GLOSSOP	1:53.468	1:54.078	0.610
13	19	HILL	28.212	6	GLOSSOP	54.205	53	LEWIS	31.395	13	10	SUTHERLAND	1:53.884	1:54.581	0.697
14	2	STEWART	28.235	20	HODSON	54.244	6	GLOSSOP	31.407	14	20	HODSON	1:54.046	1:54.435	0.389
15	27	GREEN	28.352	27	GREEN	54.280	27	GREEN	31.505	15	27	GREEN	1:54.137	1:54.286	0.149
16	44	HODSON	28.370	12	RENDELL	54.398	72	BEHAN	31.515	16	53	LEWIS	1:54.294	1:54.403	0.109
17	53	LEWIS	28.386	53	LEWIS	54.513	86	HARVEY	31.668	17	4	WAKEFIELD	1:54.393	1:54.873	0.480
18	4	WAKEFIELD	28.545	2	STEWART	54.662	20	HODSON	31.686	18	2	STEWART	1:54.617	1:55.453	0.836
19	41	WINFIELD	28.616	10	SUTHERLAND	54.767	4	WAKEFIELD	31.711	19	12	RENDELL	1:54.662	2:02.869	8.207
20	86	HARVEY	28.651	41	WINFIELD	55.073	2	STEWART	31.720	20	86	HARVEY	1:55.516	1:55.567	0.051
21	94	HORNSEY	28.805	86	HARVEY	55.197	41	WINFIELD	32.118	21	41	WINFIELD	1:55.807	1:56.189	0.382
22	12	RENDELL	28.973	52	BLACKLOCK	55.829	52	BLACKLOCK	32.175	22	52	BLACKLOCK	1:57.016	1:57.093	0.077
23	52	BLACKLOCK	29.012	96	SAXELBY	56.164	94	HORNSEY	32.385	23	96	SAXELBY	1:57.940	1:57.940	0.000
24	96	SAXELBY	29.021	46	WALKER	56.731	71	REID	32.404	24	94	HORNSEY	1:58.147	1:58.348	0.201
25	71	REID	29.157	17	McPHEE	56.928	9	CAMPBELL	32.571	25	71	REID	1:58.858	2:00.475	1.617
26	5	DOUGHTY	29.180	94	HORNSEY	56.957	69	HARLAND	32.683	26	9	CAMPBELL	1:59.088	1:59.088	0.000
27	9	CAMPBELL	29.260	69	HARLAND	57.039	24	BARRETT	32.717	27	69	HARLAND	1:59.359	1:59.792	0.433
28	11	WEEDEN	29.310	91	STANFORD	57.057	96	SAXELBY	32.755	28	46	WALKER	1:59.390	2:02.920	3.530
29	21	STANFORD	29.352	24	BARRETT	57.230	5	DOUGHTY	32.783	29	24	BARRETT	1:59.694	2:00.038	0.344
30	46	WALKER	29.491	9	CAMPBELL	57.257	21	STANFORD	32.910	30	91	STANFORD	2:00.023	2:00.181	0.158
31	69	HARLAND	29.637	71	REID	57.297	26	McALEER	32.993	31	17	McPHEE	2:00.236	2:00.303	0.067
32	24	BARRETT	29.747	22	PAULO	57.405	17	McPHEE	33.014	32	5	DOUGHTY	2:00.324	2:00.690	0.366
33	26	McALEER	29.812	11	WEEDEN	57.807	99	WYATT	33.055	33	11	WEEDEN	2:00.347	2:00.672	0.325
34	91	STANFORD	29.833	21	STANFORD	58.212	91	STANFORD	33.133	34	21	STANFORD	2:00.474	2:01.389	0.915
35	22	PAULO	30.034	5	DOUGHTY	58.361	46	WALKER	33.168	35	22	PAULO	2:00.907	2:01.181	0.274
36	17	McPHEE	30.294	26	McALEER	58.592	11	WEEDEN	33.230	36	26	McALEER	2:01.397	2:01.662	0.265
37	99	WYATT	33.129	99	WYATT	59.729	22	PAULO	33.468	37	99	WYATT	2:05.913	2:14.417	8.504
												Perfect Lap	1:50.192		

Oulton Park International
Circuit Length = 2.6920 miles
Start: 09:00 End: 09:22

Weather / Track : Sunny / Dry

www.tsl-timing.com

Printed - 09.24 Saturday, 02 May 2009

2009 Relentless British 125GP Championship & ACU Academy Cup

FREE PRACTICE 2 - CLASSIFICATION

POS	NO	CL	NAME	ENTRY	TIME	ON	LAPS	GAP	DIFF	MPH
1	6		Martin GLOSSOP	Seel Honda - KRP / Bradley Smith Racing	1:48.150	10	10			89.60
2	72		Connor BEHAN	Honda - SP125 / Express Forklifts	1:49.005	9	10	0.855	0.855	88.90
3	13		Rob GUIVER	Honda - SP125 / RG Racing	1:49.082	6	9	0.932	0.077	88.84
4	50	C	Tim HASTINGS	Honda - KRP / Bradley Smith Racing	1:49.162	11	11	1.012	0.080	88.77
5	29		James LODGE	Honda - KRP / Earnshaws Motorcycles	1:49.284	10	10	1.134	0.122	88.67
6	66		Tom HAYWARD	Honda - KRP / Daniel Hayward Racing	1:49.296	7	10	1.146	0.012	88.67
7	87		Lee COSTELLO	Honda - Vent-Axia / www.sp125racing.com	1:49.603	10	10	1.453	0.307	88.42
8	61		Paul JORDAN	Honda - KRP / Bradley Smith Racing	1:50.009	7	10	1.859	0.406	88.09
9	44		Rob HODSON	Honda - JGH Racing	1:50.212	5	9	2.062	0.203	87.93
10	96		Ryan SAXELBY	Honda - KRP / Bradley Smith Racing	1:51.209	3	6	3.059	0.997	87.14
11	16		Shaun HORSMAN	Honda - Symitry I.T. North	1:51.433	3	9	3.283	0.224	86.96
12	19		Michael HILL	Honda - TABOO Motorsport	1:51.592	11	11	3.442	0.159	86.84
13	27		Catherine GREEN	Honda - www.cgracing27.co.uk	1:51.645	10	10	3.495	0.053	86.80
14	10	C	Peter SUTHERLAND	Aprillia - Kinpac Racing	1:52.033	8	10	3.883	0.388	86.50
15	52	C	Adam BLACKLOCK	Honda - Repli-Cast UK	1:52.052	6	9	3.902	0.019	86.48
16	86		Luke HARVEY	Honda - RV Racing	1:52.197	9	9	4.047	0.145	86.37
17	20		Jamie HODSON	Honda - JGH Racing	1:52.354	10	10	4.204	0.157	86.25
18	2		Robbie STEWART	Honda - Repli-Cast UK	1:52.504	3	8	4.354	0.150	86.14
19	46	C	Ross WALKER	Honda - Ross Walker Racing	1:52.660	9	9	4.510	0.156	86.02
20	28		Jon VINCENT	Honda - Molly / GRF Heavy Transport	1:53.666	8	9	5.516	1.006	85.26
21	71	C	Andy REID	Honda - Motrac Racing	1:53.802	10	10	5.652	0.136	85.15
22	41	C	Shaun WINFIELD	Honda - TAG Triumph	1:54.176	4	9	6.026	0.374	84.88
23	69	C	Joshua HARLAND	Honda -	1:54.403	10	10	6.253	0.227	84.71
24	17	C	John McPHEE	Honda - McPhee Racing	1:55.170	10	10	7.020	0.767	84.14
25	26	C	Nicole McALEER	Honda - Megabikes.ie	1:55.171	10	10	7.021	0.001	84.14
26	5	C	Tomas DOUGHTY	Honda - TopGear Racing	1:56.690	3	9	8.540	1.519	83.05
27	9	C	Niall CAMPBELL	Honda - Kinpac Racing	1:56.782	8	9	8.632	0.092	82.98
28	91		Ian STANFORD	Honda - Stanford Racing	1:56.828	3	5	8.678	0.046	82.95
29	11	C	Tom WEEDEN	Honda - TABOO Motorsport Junior Team	1:56.906	9	10	8.756	0.078	82.89
30	24		Ben BARRETT	Honda - SP125Racing / Lowerdale Autos	1:57.106	4	9	8.956	0.200	82.75
31	99	C	Kasey WYATT	Honda - Repli-Cast UK	1:59.040	7	8	10.890	1.934	81.41
32	21		Tom STANFORD	Honda - Stanford Racing	1:59.435	9	9	11.285	0.395	81.14
33	22	C	Matthew PAULO	Honda - Paulo Racing	1:59.933	3	4	11.783	0.498	80.80
34	4		Philip WAKEFIELD	Honda - PWR / Sandbach Scrap Metal		0	1			
35	53	C	Corey LEWIS	Honda - Corey Lewis Racing		0	1			
36	94	C	Sam HORNSEY	Honda - Team Hornsey Steels		0	1			

Weather / Track : Bright / Dry

Oulton Park International
Circuit Length = 2.6920 miles
Start: 13:10 End: 13:32

2009 Relentless British 125GP Championship & ACU Academy Cup
FREE PRACTICE 2 - SECTOR ANALYSIS

2	Robbie STEWART				Repli-Cast UK										
1-	Out	107.9	58.988	98.3	32.177	104.5	2:01.804	5-	Out	104.0	58.325	96.7	34.227	97.4	5:45.715
2-	28.230	112.8	55.047	101.1	31.523	107.0	1:54.800	6-	29.237	106.7	57.574	99.7	31.381	104.5	1:58.192
3-	28.057	111.3	53.633	100.3	30.814	106.5	1:52.504	7-	27.932	110.9	57.678	96.1	In		2:04.234 P
4-	28.914	110.9	57.189	97.3	In		2:06.960 P	8-	Out	110.0	59.017	88.8	33.035	100.9	3:13.165
4	Philip WAKEFIELD				PWR / Sandbach Scrap Metal										
1-	Out	73.7	1:15.331	67.9	In		3:06.200 P								
5	Tomas DOUGHTY				C TopGear Racing										
1-	Out	104.2	59.793	98.8	32.821	103.2	2:04.183	6-	Out	109.3	58.052	94.0	33.407	99.9	3:10.322
2-	28.822	112.0	58.397	99.6	32.319	100.0	1:59.538	7-	28.777	109.3	55.628	97.1	32.429	93.2	1:56.834
3-	28.955	110.7	55.907	97.7	31.828	100.8	1:56.690	8-	29.227	109.3	55.799	96.8	32.183	99.1	1:57.209
4-	28.593	112.2	59.571	96.1	32.409	100.6	2:00.573	9-	28.626	109.3	58.017	93.6	In		2:07.069 P
5-	29.011	109.8	57.321	94.9	In		2:05.189 P								
6	Martin GLOSSOP				KRP / Bradley Smith Racing										
1-	Out	116.3	55.372	107.2	30.819	112.8	1:53.599	6-	27.333	113.9	51.538	105.7	30.190	112.0	1:49.061
2-	28.092	118.1	52.962	107.0	30.580	111.8	1:51.634	7-	27.088	117.5	51.056	105.7	30.157	111.7	1:48.301
3-	27.354	117.5	51.623	106.4	30.410	111.7	1:49.387	8-	27.416	115.9	53.552	102.3	In		1:58.156 P
4-	27.725	113.6	54.957	106.9	30.462	112.6	1:53.144	9-	Out	111.8	52.997	106.4	30.181	111.7	3:33.093
5-	26.967	118.6	51.752	106.4	30.457	110.6	1:49.176	10-	27.055	115.7	51.213	106.9	29.882	112.2	1:48.150
9	Niall CAMPBELL				C Kinpac Racing										
1-	Out	105.8	1:01.344	98.4	33.101	103.4	2:06.257	6-	29.303	106.9	57.181	96.7	32.763	97.5	1:59.247
2-	29.443	110.2	1:02.075	93.7	In		2:14.588 P	7-	29.380	105.2	55.802	95.2	32.806	100.2	1:57.988
3-	Out	107.2	57.186	97.8	32.464	99.9	4:12.585	8-	28.828	107.7	55.890	97.5	32.064	102.5	1:56.782
4-	29.449	107.9	56.237	95.7	32.575	100.2	1:58.261	9-	28.824	107.0	56.644	97.3	32.323	101.5	1:57.791
5-	29.497	106.5	55.912	96.4	32.386	99.7	1:57.795								
10	Peter SUTHERLAND				C Kinpac Racing										
1-	Out	116.1	57.208	103.2	31.932	109.8	1:58.277	6-	29.794	109.1	54.291	103.7	In		2:01.639 P
2-	27.931	117.3	54.748	101.7	31.020	109.5	1:53.699	7-	Out	115.1	54.630	102.9	31.297	109.3	3:21.019
3-	27.871	115.7	53.866	103.4	30.837	110.0	1:52.574	8-	27.787	115.7	53.656	104.2	30.590	109.8	1:52.033
4-	27.637	116.5	54.037	102.8	31.081	109.8	1:52.755	9-	27.477	116.3	54.085	102.9	31.004	108.1	1:52.566
5-	27.897	115.7	54.513	103.1	31.035	108.4	1:53.445	10-	27.331	116.3	53.834	104.0	30.938	109.3	1:52.103
11	Tom WEEDEN				C TABOO Motorsport Junior Team										
1-	Out	110.4	58.164	97.7	33.034	105.7	1:59.944	6-	29.122	112.2	56.250	98.7	32.506	102.8	1:57.878
2-	29.230	111.1	57.093	100.0	32.430	106.3	1:58.753	7-	29.324	112.2	55.968	99.4	32.724	101.8	1:58.016
3-	29.129	113.4	56.938	89.6	32.955	103.6	1:59.022	8-	29.043	112.0	55.990	100.9	32.710	104.2	1:57.743
4-	29.248	112.6	56.588	101.4	32.550	104.4	1:58.386	9-	28.552	111.7	55.887	99.3	32.467	104.7	1:56.906
5-	28.883	113.4	55.981	100.3	32.569	102.8	1:57.433	10-	28.993	112.4	58.296	91.9	In		2:11.322 P
13	Rob GUIVER				SP125 / RG Racing										
1-	Out	94.9	59.181	95.1	32.929	105.8	2:01.634	6-	26.923	114.1	51.740	102.5	30.419	107.2	1:49.082
2-	27.970	112.8	55.052	102.1	30.704	108.9	1:53.726	7-	28.686	103.7	54.876	94.7	In		2:00.787 P
3-	27.930	113.6	52.791	97.8	30.811	108.4	1:51.532	8-	Out	111.8	53.048	103.2	30.388	106.9	4:54.517
4-	27.208	115.1	52.972	103.4	30.606	108.1	1:50.786	9-	28.694	112.6	52.204	103.1	30.385	104.4	1:51.283
5-	26.755	116.7	52.619	101.8	30.277	107.7	1:49.651								
16	Shaun HORSMAN				Symitry I.T. North										
1-	Out	110.6	57.264	102.8	31.773	108.8	1:58.941	6-	28.181	111.1	52.989	100.9	In		1:59.852 P
2-	29.013	112.6	56.053	101.5	30.839	107.2	1:55.905	7-	Out	108.1	58.020	100.2	31.181	103.6	5:52.595
3-	27.776	112.0	53.028	101.8	30.629	107.2	1:51.433	8-	27.867	110.4	53.132	101.7	31.136	104.4	1:52.135
4-	27.813	112.0	54.017	102.0	30.859	105.7	1:52.689	9-	27.662	111.3	53.166	102.0	31.174	105.5	1:52.002
5-	27.545	113.0	53.792	100.5	30.556	105.5	1:51.893								
17	John McPHEE				C McPhee Racing										
1-	Out	101.7	1:10.547	90.8	In		2:25.784 P	6-	29.275	105.5	56.049	95.2	32.526	99.6	1:57.850
2-	Out	103.1	57.446	94.7	34.831	96.3	2:37.679	7-	29.551	106.7	56.436	96.0	32.092	101.1	1:58.079
3-	31.324	87.6	1:00.489	96.3	33.076	98.8	2:04.889	8-	28.924	106.5	55.818	96.0	32.035	101.8	1:56.777

Oulton Park International
Circuit Length = 2.6920 miles
Start: 13:10 End: 13:32

Weather / Track : Bright / Dry

2009 Relentless British 125GP Championship & ACU Academy Cup
FREE PRACTICE 2 - SECTOR ANALYSIS

4-	29.387	106.4	1:00.292	95.1	33.164	100.6	2:02.843	9-	28.878	106.5	55.515	95.6	32.029	101.5	1:56.422		
5-	29.263	105.8	56.359	95.3	32.868	100.0	1:58.490	10-	28.570	106.7	54.805	96.4	31.795	101.2	1:55.170		
19	Michael HILL		TABOO Motorsport														
1-	Out	111.7	55.952	101.1	In		1:57.391	P	7-	27.814	113.2	53.151	101.7	30.962	107.7	1:51.927	
2-	Out	112.4	54.685	98.8	31.501	108.4	2:40.043		8-	27.946	112.8	53.350	105.0	31.228	108.2	1:52.524	
3-	28.072	113.4	1:07.062	97.0	31.803	107.0	2:06.937		9-	28.377	112.8	53.646	102.1	30.866	107.9	1:52.889	
4-	28.068	113.9	53.719	101.4	31.017	107.2	1:52.804		10-	27.570	114.5	53.122	101.7	31.165	107.7	1:51.857	
5-	28.025	114.1	52.985	101.4	31.109	107.9	1:52.119		11-	27.924	113.0	52.815	102.0	30.853	108.2	1:51.592	
6-	27.881	113.6	52.973	102.0	31.023	106.9	1:51.877										
20	Jamie HODSON		JGH Racing														
1-	Out	99.1	1:00.187	92.9	33.042	105.0	2:04.514		6-	28.421	111.1	54.039	100.8	31.826	103.6	1:54.286	
2-	29.155	112.8	55.361	100.2	32.317	104.5	1:56.833		7-	28.143	111.8	53.616	102.7	31.948	106.3	1:53.707	
3-	28.489	112.0	54.027	100.9	31.460	104.5	1:53.976		8-	28.460	113.0	53.748	102.0	31.565	106.2	1:53.773	
4-	28.158	113.0	54.121	100.0	31.774	102.9	1:54.053		9-	28.155	110.9	53.410	100.0	31.220	105.2	1:52.785	
5-	28.212	112.4	54.340	100.3	31.695	104.7	1:54.247		10-	27.741	112.8	53.350	100.3	31.263	104.9	1:52.354	
21	Tom STANFORD		Stanford Racing														
1-	Out	105.2	58.589	94.3	33.879	97.5	2:00.614		6-	29.332	105.5	57.237	92.8	33.323	97.3	1:59.892	
2-	29.606	105.7	58.444	94.9	32.904	101.1	2:00.954		7-	30.582	93.7	57.064	93.7	32.896	99.9	2:00.542	
3-	29.541	106.2	56.910	93.5	33.208	98.8	1:59.659		8-	30.797	88.0	57.808	94.7	33.037	101.2	2:01.642	
4-	29.433	105.0	57.444	92.7	33.184	99.0	2:00.061		9-	29.469	106.4	57.009	92.4	32.957	98.1	1:59.435	
5-	29.797	101.7	57.450	93.6	32.980	98.8	2:00.227										
22	Matthew PAULO		C Paulo Racing														
1-	Out	95.6	1:02.320	97.4	34.323	100.0	2:08.451		3-	29.804	109.3	57.240	99.0	32.889	101.4	1:59.933	
2-	31.164	107.9	57.620	99.6	32.919	103.7	2:01.703		4-	30.023	108.9	56.482	98.1	In		2:08.673	P
24	Ben BARRETT		SP125Racing / Lowerdale Autos														
1-	Out	106.2	1:00.174	100.2	33.480	103.7	2:04.788		6-	28.908	110.9	55.513	100.0	In		2:03.793	P
2-	29.545	109.1	57.842	101.8	32.236	105.3	1:59.623		7-	Out	107.7	58.179	100.5	32.222	106.5	3:59.555	
3-	29.516	110.2	55.972	100.3	32.277	104.7	1:57.765		8-	29.023	113.0	56.512	101.1	In		2:04.021	P
4-	29.176	111.3	55.919	101.5	32.011	104.9	1:57.106		9-	Out	110.0	57.223	100.9	32.093	105.3	3:02.746	
5-	28.847	111.8	56.116	101.2	32.214	104.0	1:57.177										
26	Nicole McALEER		C Megabikes.ie														
1-	Out	106.0	1:01.620	100.0	33.577	104.7	2:06.248		6-	28.764	110.2	56.152	98.8	32.426	103.2	1:57.342	
2-	29.672	110.4	59.239	101.4	33.355	105.2	2:02.266		7-	28.954	110.0	55.958	98.1	32.108	103.6	1:57.020	
3-	29.419	110.2	57.993	98.1	In		2:10.803	P	8-	28.359	110.2	55.762	99.9	32.419	102.1	1:56.540	
4-	Out	109.1	57.391	99.0	32.479	103.9	3:20.289		9-	28.774	110.7	55.538	99.3	32.067	104.9	1:56.379	
5-	29.140	109.8	56.189	99.3	32.893	103.9	1:58.222		10-	28.269	110.7	54.919	99.9	31.983	103.9	1:55.171	
27	Catherine GREEN		www.cgracing27.co.uk														
1-	Out	110.0	58.911	102.3	31.757	108.6	2:00.266		6-	28.054	113.6	53.645	103.1	31.092	108.6	1:52.791	
2-	28.446	113.2	54.747	103.9	32.139	107.4	1:55.332		7-	27.970	114.5	53.585	103.6	31.132	108.9	1:52.687	
3-	28.802	114.1	56.293	98.5	In		2:02.258	P	8-	28.235	115.3	54.138	102.3	30.977	108.6	1:53.350	
4-	Out	113.2	54.892	102.6	31.090	108.1	2:51.639		9-	28.028	112.8	53.243	104.2	30.800	108.9	1:52.071	
5-	27.933	115.1	53.954	102.1	30.899	106.9	1:52.786		10-	27.802	114.7	53.198	103.7	30.645	108.9	1:51.645	
28	Jon VINCENT		Molly / GRF Heavy Transport														
1-	Out	101.4	58.748	100.9	32.515	103.1	2:03.100		6-	Out	105.5	55.343	98.8	31.999	101.5	5:07.789	
2-	29.331	111.3	56.432	99.1	31.776	102.1	1:57.539		7-	28.587	107.4	54.433	100.3	31.108	103.4	1:54.128	
3-	28.998	107.7	54.322	98.8	31.516	103.7	1:54.836		8-	28.075	108.4	53.916	97.8	31.675	101.1	1:53.666	
4-	28.386	109.5	54.559	98.3	31.544	101.7	1:54.489		9-	28.854	106.4	53.699	96.6	31.239	103.2	1:53.792	
5-	28.214	109.5	55.288	97.0	In		1:59.628	P									
29	James LODGE		KRP / Earnshaws Motorcycles														
1-	Out	113.9	56.330	106.2	31.269	109.3	1:54.435		6-	27.795	109.3	52.020	104.0	30.284	109.1	1:50.099	
2-	27.579	117.5	54.334	104.5	30.454	110.6	1:52.367		7-	27.222	113.7	53.318	100.9	In		1:56.738	P
3-	26.953	117.5	52.042	105.4	30.369	109.5	1:49.364		8-	Out	113.7	53.377	102.5	31.134	106.7	4:00.771	
4-	27.346	116.5	52.104	103.4	30.468	108.1	1:49.918		9-	27.515	115.7	52.379	104.5	30.253	109.8	1:50.147	
5-	27.120	115.1	52.191	102.1	30.516	106.3	1:49.827		10-	27.127	115.7	51.969	104.5	30.188	109.7	1:49.284	

Oulton Park International
Circuit Length = 2.6920 miles
Start: 13:10 End: 13:32

Weather / Track : Bright / Dry

2009 Relentless British 125GP Championship & ACU Academy Cup
FREE PRACTICE 2 - SECTOR ANALYSIS

41	Shaun WINFIELD		C TAG Triumph												
1-	Out	103.7	58.364	98.0	32.591	101.5	1:59.023	6-	28.961	107.7	<i>53.945</i>	97.8	In		2:00.768 P
2-	28.811	108.6	55.603	98.5	31.632	102.8	1:56.046	7-	Out	79.8	57.142	99.0	31.841	<i>104.2</i>	4:04.196
3-	28.543	<i>109.5</i>	54.872	98.5	31.635	103.2	1:55.050	8-	28.777	109.1	54.659	99.0	31.663	102.8	1:55.099
4-	28.309	109.3	54.321	<i>99.4</i>	<i>31.546</i>	102.9	1:54.176	9-	28.620	<i>109.5</i>	54.030	98.3	31.712	102.5	1:54.362
5-	<i>28.123</i>	109.1	54.184	99.1	32.227	102.6	1:54.534								
44	Rob HODSON		JGH Racing												
1-	Out	101.2	1:00.111	98.5	32.734	<i>105.5</i>	2:03.967	6-	28.181	107.0	54.798	95.1	In		2:01.297 P
2-	28.690	112.6	54.607	97.4	31.447	104.7	1:54.744	7-	Out	105.2	56.564	98.1	31.629	99.1	3:19.786
3-	28.054	111.3	53.444	97.3	30.792	104.7	1:52.290	8-	27.797	110.6	<i>51.967</i>	100.0	30.891	103.7	1:50.655
4-	27.871	<i>113.0</i>	52.820	98.8	30.791	103.6	1:51.482	9-	<i>27.383</i>	112.2	52.781	99.4	30.661	104.4	1:50.825
5-	27.614	112.0	52.077	<i>100.2</i>	<i>30.521</i>	105.2	1:50.212								
46	Ross WALKER		C Ross Walker Racing												
1-	Out	101.7	1:00.501	97.0	33.011	101.2	2:04.746	6-	28.510	109.1	54.391	98.8	31.426	102.3	1:54.327
2-	29.570	108.4	56.512	99.4	31.975	102.6	1:58.057	7-	28.574	<i>109.8</i>	53.900	<i>100.2</i>	In		2:01.819 P
3-	29.362	107.7	54.679	99.6	In		2:01.243 P	8-	Out	108.8	54.627	98.7	31.296	104.0	2:20.576
4-	Out	98.1	57.025	97.3	32.204	101.8	5:14.300	9-	<i>28.278</i>	109.7	<i>53.463</i>	99.7	<i>30.919</i>	<i>104.7</i>	1:52.660
5-	29.118	109.5	55.013	98.8	31.578	103.6	1:55.709								
50	Tim HASTINGS		C KRP / Bradley Smith Racing												
1-	Out	113.6	55.619	105.5	30.986	109.1	1:54.687	7-	Out	113.2	55.240	101.5	33.133	107.5	2:53.733
2-	28.380	117.3	54.615	<i>105.8</i>	30.465	110.0	1:53.460	8-	27.276	115.9	53.592	104.5	30.354	109.5	1:51.222
3-	27.380	117.7	53.062	105.5	30.461	<i>110.2</i>	1:50.903	9-	27.701	111.1	55.314	100.3	30.724	109.3	1:53.739
4-	27.601	<i>118.8</i>	52.802	105.4	30.181	109.8	1:50.584	10-	27.402	116.3	52.520	103.9	30.316	109.5	1:50.238
5-	27.258	117.9	52.460	104.4	<i>30.100</i>	109.3	1:49.818	11-	<i>27.224</i>	116.5	<i>51.805</i>	104.4	30.133	<i>110.2</i>	1:49.162
6-	27.926	108.2	53.379	102.5	In		1:55.894 P								
52	Adam BLACKLOCK		C Repli-Cast UK												
1-	Out	112.2	1:05.066	76.3	33.702	106.0	2:06.057	6-	<i>27.617</i>	<i>116.7</i>	<i>53.406</i>	<i>104.4</i>	<i>31.029</i>	108.6	1:52.052
2-	29.214	112.4	55.593	104.0	31.909	108.2	1:56.716	7-	28.022	112.4	53.565	102.6	31.182	108.6	1:52.769
3-	28.399	108.9	54.370	102.0	31.643	<i>110.4</i>	1:54.412	8-	29.390	105.2	54.533	103.1	31.154	108.8	1:55.077
4-	28.667	105.0	56.324	95.6	In		2:04.781 P	9-	28.029	111.5	54.567	101.2	31.720	103.7	1:54.316
5-	Out	108.6	54.641	102.8	31.254	108.1	4:59.910								
53	Corey LEWIS		C Corey Lewis Racing												
1-	Out	112.0	<i>57.663</i>	<i>100.6</i>	<i>32.476</i>	<i>106.3</i>	1:58.844								
61	Paul JORDAN		C KRP / Bradley Smith Racing												
1-	Out	117.1	55.412	<i>107.4</i>	30.723	<i>112.8</i>	1:53.367	6-	27.558	113.0	53.201	104.7	30.501	110.6	1:51.260
2-	28.125	<i>118.1</i>	53.724	107.2	30.564	109.5	1:52.413	7-	<i>27.130</i>	117.1	52.197	105.5	30.682	110.6	1:50.009
3-	27.521	116.5	52.547	105.2	30.518	109.7	1:50.586	8-	27.257	116.5	55.068	79.8	In		2:06.384 P
4-	27.414	116.1	52.228	106.4	30.532	112.2	1:50.174	9-	Out	113.6	53.464	104.9	30.619	110.6	3:10.912
5-	27.272	117.5	<i>52.091</i>	106.2	30.681	109.1	1:50.044	10-	27.462	116.1	52.160	104.4	<i>30.429</i>	110.4	1:50.051
66	Tom HAYWARD		C KRP / Daniel Hayward Racing												
1-	Out	113.7	56.829	105.4	31.625	110.9	1:56.468	6-	<i>26.972</i>	<i>118.4</i>	51.782	<i>107.4</i>	30.772	111.5	1:49.526
2-	28.631	115.3	53.960	105.8	31.135	108.9	1:53.726	7-	27.109	116.5	<i>51.768</i>	106.0	30.419	111.3	1:49.296
3-	28.045	116.3	52.673	105.8	30.885	111.1	1:51.603	8-	28.514	113.9	54.575	102.6	In		2:02.698 P
4-	27.367	117.1	52.712	106.0	30.522	111.3	1:50.601	9-	Out	115.7	55.029	105.2	30.707	111.3	3:15.000
5-	27.254	117.9	52.191	104.4	30.284	111.3	1:49.729	10-	27.314	115.7	52.354	105.4	<i>30.224</i>	<i>112.0</i>	1:49.892
69	Joshua HARLAND		C												
1-	Out	102.3	1:00.144	101.5	34.212	97.1	2:05.292	6-	29.937	108.1	56.485	99.4	32.483	102.3	1:58.905
2-	29.914	108.9	57.270	92.6	33.038	102.0	2:00.222	7-	28.893	109.3	55.772	98.1	31.980	103.2	1:56.645
3-	29.391	110.6	56.449	<i>102.3</i>	32.785	103.1	1:58.625	8-	28.510	109.8	55.361	100.3	31.791	<i>103.9</i>	1:55.662
4-	28.807	<i>112.0</i>	55.840	101.1	32.224	101.5	1:56.871	9-	28.575	108.6	<i>54.624</i>	100.0	<i>31.428</i>	103.7	1:54.627
5-	29.294	110.0	55.192	99.4	32.110	99.9	1:56.596	10-	<i>28.272</i>	111.1	54.637	101.8	31.494	103.7	1:54.403
71	Andy REID		C Motrac Racing												
1-	Out	106.7	58.767	<i>99.9</i>	33.234	104.2	2:00.485	6-	31.356	110.9	55.445	97.1	In		2:06.575 P

Oulton Park International
Circuit Length = 2.6920 miles
Start: 13:10 End: 13:32

Weather / Track : Bright / Dry

2009 Relentless British 125GP Championship & ACU Academy Cup

FREE PRACTICE 2 - SECTOR ANALYSIS

2-	29.853	110.0	56.522	98.7	32.728	102.9	1:59.103	7-	Out	110.2	55.679	99.4	32.130	103.7	3:50.824
3-	29.557	110.4	55.352	99.0	32.181	102.9	1:57.090	8-	28.861	110.2	54.499	<i>99.9</i>	<i>31.532</i>	104.4	1:54.892
4-	<i>28.318</i>	111.7	54.972	99.4	32.515	102.5	1:55.805	9-	28.478	<i>112.2</i>	<i>53.859</i>	99.3	31.822	<i>105.0</i>	1:54.159
5-	28.584	111.7	54.756	97.8	32.314	101.8	1:55.654	10-	28.318	111.3	53.890	99.4	31.594	102.8	1:53.802
72	Connor BEHAN				SP125 / Express Forklifts										
1-	Out	108.4	57.369	<i>102.3</i>	31.931	104.7	1:58.157	6-	Out	105.5	54.356	99.9	31.414	104.9	3:38.919
2-	27.799	<i>112.8</i>	53.238	101.5	30.822	105.3	1:51.859	7-	27.240	<i>112.8</i>	52.348	100.8	30.497	106.0	1:50.085
3-	27.796	110.9	52.976	101.2	31.216	<i>106.2</i>	1:51.988	8-	27.407	112.6	52.564	100.3	30.434	105.8	1:50.405
4-	27.470	<i>112.8</i>	52.603	100.5	30.531	<i>106.2</i>	1:50.604	9-	<i>26.862</i>	112.6	51.993	101.2	30.150	105.8	1:49.005
5-	29.123	105.7	55.687	97.1	In		2:02.362 P	10-	27.043	111.5	<i>51.912</i>	98.8	<i>30.132</i>	105.8	1:49.087
86	Luke HARVEY				RV Racing										
1-	Out	110.0	56.874	100.3	32.127	104.5	1:55.756	6-	28.118	112.0	53.805	100.6	31.236	105.5	1:53.159
2-	28.559	111.5	55.472	102.1	31.704	105.8	1:55.735	7-	27.963	113.6	1:15.189	85.9	In		2:28.412 P
3-	28.778	112.2	54.511	101.5	31.645	104.5	1:54.934	8-	Out	111.1	54.574	97.8	32.119	<i>107.5</i>	5:09.499
4-	28.157	113.9	54.069	101.2	31.844	104.9	1:54.070	9-	<i>27.947</i>	<i>114.5</i>	<i>53.156</i>	<i>103.2</i>	<i>31.094</i>	106.7	1:52.197
5-	28.160	113.4	54.215	102.0	31.403	105.5	1:53.778								
87	Lee COSTELLO				Vent-Axia / www.sp125racing.com										
1-	Out	109.3	57.214	100.3	31.670	105.7	1:57.644	6-	27.354	112.0	52.114	<i>101.4</i>	In		1:56.061 P
2-	27.711	111.8	1:03.654	98.1	31.171	107.0	2:02.536	7-	Out	109.3	52.604	100.9	30.916	105.5	3:20.261
3-	28.058	111.3	55.646	98.3	30.964	<i>107.2</i>	1:54.668	8-	27.677	112.6	52.324	100.6	30.658	104.4	1:50.659
4-	28.438	112.0	52.762	101.2	30.776	106.2	1:51.976	9-	27.351	112.2	52.974	97.1	31.319	103.7	1:51.644
5-	<i>27.288</i>	<i>113.7</i>	52.788	100.2	30.953	105.3	1:51.029	10-	27.553	111.7	<i>51.671</i>	100.5	<i>30.379</i>	106.5	1:49.603
91	Ian STANFORD				Stanford Racing										
1-	Out	109.8	58.313	<i>102.7</i>	32.485	<i>107.7</i>	1:59.755	4-	29.232	<i>113.2</i>	56.138	100.5	32.352	105.8	1:57.722
2-	29.185	111.1	56.782	101.4	32.547	105.7	1:58.514	5-	29.284	111.7	55.762	99.4	32.571	106.2	1:57.617
3-	<i>29.036</i>	110.7	<i>55.752</i>	100.3	<i>32.040</i>	106.2	1:56.828								
94	Sam HORNSEY				C Team Hornsey Steels										
1-	Out	100.5	<i>59.247</i>	<i>97.4</i>	<i>32.770</i>	<i>104.4</i>	2:05.668								
96	Ryan SAXELBY				KRP / Bradley Smith Racing										
1-	Out	111.8	55.508	102.3	31.309	109.3	1:54.709	4-	<i>27.661</i>	115.5	53.494	<i>106.2</i>	In		1:58.288 P
2-	28.528	115.7	53.742	105.4	31.169	<i>110.2</i>	1:53.439	5-	Out	112.0	53.429	103.9	In		2:47.980 P
3-	27.685	<i>117.1</i>	<i>52.922</i>	<i>106.2</i>	<i>30.602</i>	109.7	1:51.209	6-	Out	99.6	1:02.176	91.9	In		9:25.748 P
99	Kasey WYATT				C Repli-Cast UK										
1-	Out	109.8	1:01.673	<i>101.8</i>	33.111	<i>106.3</i>	2:04.344	5-	29.714	111.8	57.330	99.6	<i>32.351</i>	104.5	1:59.395
2-	30.456	112.0	59.632	100.6	In		2:11.678 P	6-	34.136	94.3	1:02.584	101.4	32.508	<i>106.3</i>	2:09.228
3-	Out	100.9	1:00.774	94.4	32.560	105.7	3:55.349	7-	<i>29.672</i>	111.3	<i>56.738</i>	101.4	32.630	105.8	1:59.040
4-	29.881	<i>112.4</i>	57.832	99.4	32.422	105.7	2:00.135	8-	32.461	97.5	1:02.822	92.9	In		2:18.982 P

2009 Relentless British 125GP Championship & ACU Academy Cup

FREE PRACTICE 2 - SPEED TRAPS

SECTOR 1				SECTOR 2			FINISH LINE		
POS	NO	NAME	MPH	NO	NAME	MPH	NO	NAME	MPH
1	50	Tim HASTINGS	118.8	61	Paul JORDAN	107.4	6	Martin GLOSSOP	112.8
2	6	Martin GLOSSOP	118.6	66	Tom HAYWARD	107.4	61	Paul JORDAN	112.8
3	66	Tom HAYWARD	118.4	6	Martin GLOSSOP	107.2	66	Tom HAYWARD	112.0
4	61	Paul JORDAN	118.1	29	James LODGE	106.2	29	James LODGE	110.6
5	29	James LODGE	117.5	96	Ryan SAXELBY	106.2	52	Adam BLACKLOCK	110.4
6	10	Peter SUTHERLAND	117.3	50	Tim HASTINGS	105.8	50	Tim HASTINGS	110.2
7	96	Ryan SAXELBY	117.1	19	Michael HILL	105.0	96	Ryan SAXELBY	110.2
8	13	Rob GUIVER	116.7	52	Adam BLACKLOCK	104.4	10	Peter SUTHERLAND	110.0
9	52	Adam BLACKLOCK	116.7	10	Peter SUTHERLAND	104.2	13	Rob GUIVER	108.9
10	27	Catherine GREEN	115.3	27	Catherine GREEN	104.2	27	Catherine GREEN	108.9
11	19	Michael HILL	114.5	13	Rob GUIVER	103.4	16	Shaun HORSMAN	108.8
12	86	Luke HARVEY	114.5	86	Luke HARVEY	103.2	19	Michael HILL	108.4
13	53	Corey LEWIS	113.7	16	Shaun HORSMAN	102.8	91	Ian STANFORD	107.7
14	87	Lee COSTELLO	113.7	69	Joshua HARLAND	102.3	86	Luke HARVEY	107.5
15	11	Tom WEEDEN	113.4	72	Connor BEHAN	102.3	87	Lee COSTELLO	107.2
16	91	Ian STANFORD	113.2	20	Jamie HODSON	102.1	2	Robbie STEWART	107.0
17	16	Shaun HORSMAN	113.0	91	Ian STANFORD	102.1	24	Ben BARRETT	106.5
18	20	Jamie HODSON	113.0	24	Ben BARRETT	101.8	11	Tom WEEDEN	106.3
19	24	Ben BARRETT	113.0	99	Kasey WYATT	101.8	20	Jamie HODSON	106.3
20	44	Rob HODSON	113.0	11	Tom WEEDEN	101.4	53	Corey LEWIS	106.3
21	2	Robbie STEWART	112.8	26	Nicole McALEER	101.4	99	Kasey WYATT	106.3
22	72	Connor BEHAN	112.8	87	Lee COSTELLO	101.4	72	Connor BEHAN	106.2
23	99	Kasey WYATT	112.4	2	Robbie STEWART	101.1	44	Rob HODSON	105.5
24	5	Tomas DOUGHTY	112.2	28	Jon VINCENT	100.9	26	Nicole McALEER	105.2
25	71	Andy REID	112.2	53	Corey LEWIS	100.6	71	Andy REID	105.0
26	69	Joshua HARLAND	112.0	44	Rob HODSON	100.2	46	Ross WALKER	104.7
27	94	Sam HORNSEY	111.7	46	Ross WALKER	100.2	94	Sam HORNSEY	104.4
28	28	Jon VINCENT	111.3	71	Andy REID	99.9	41	Shaun WINFIELD	104.2
29	26	Nicole McALEER	110.7	5	Tomas DOUGHTY	99.6	69	Joshua HARLAND	103.9
30	9	Niall CAMPBELL	110.2	22	Matthew PAULO	99.6	28	Jon VINCENT	103.7
31	46	Ross WALKER	109.8	41	Shaun WINFIELD	99.4	9	Niall CAMPBELL	103.4
32	41	Shaun WINFIELD	109.5	9	Niall CAMPBELL	98.4	5	Tomas DOUGHTY	103.2
33	22	Matthew PAULO	109.3	94	Sam HORNSEY	97.4	22	Matthew PAULO	103.1
34	17	John McPHEE	106.7	17	John McPHEE	96.4	17	John McPHEE	101.8
35	21	Tom STANFORD	106.4	21	Tom STANFORD	94.9	21	Tom STANFORD	101.2
36	4	Philip WAKEFIELD	73.7	4	Philip WAKEFIELD	67.9			

2009 Relentless British 125GP Championship & ACU Academy Cup

FREE PRACTICE 2 - BEST SECTOR TIMES

SECTOR 1			SECTOR 2			SECTOR 3			IDEAL / BEST COMPARISON						
POS	NO	NAME	TIME	NO	NAME	TIME	NO	NAME	TIME	POS	NO	NAME	IDEAL	BEST	DIFF
1	13	GUIVER	26.755	6	GLOSSOP	51.056	6	GLOSSOP	29.882	1	6	GLOSSOP	1:47.905	1:48.150	0.245
2	72	BEHAN	26.862	87	COSTELLO	51.671	50	HASTINGS	30.100	2	13	GUIVER	1:48.772	1:49.082	0.310
3	29	LODGE	26.953	13	GUIVER	51.740	72	BEHAN	30.132	3	72	BEHAN	1:48.906	1:49.005	0.099
4	6	GLOSSOP	26.967	66	HAYWARD	51.768	29	LODGE	30.188	4	66	HAYWARD	1:48.964	1:49.296	0.332
5	66	HAYWARD	26.972	50	HASTINGS	51.805	66	HAYWARD	30.224	5	29	LODGE	1:49.110	1:49.284	0.174
6	61	JORDAN	27.130	72	BEHAN	51.912	13	GUIVER	30.277	6	50	HASTINGS	1:49.129	1:49.162	0.033
7	50	HASTINGS	27.224	44	HODSON	51.967	87	COSTELLO	30.379	7	87	COSTELLO	1:49.338	1:49.603	0.265
8	87	COSTELLO	27.288	29	LODGE	51.969	61	JORDAN	30.429	8	61	JORDAN	1:49.650	1:50.009	0.359
9	10	SUTHERLAND	27.331	61	JORDAN	52.091	44	HODSON	30.521	9	44	HODSON	1:49.871	1:50.212	0.341
10	44	HODSON	27.383	19	HILL	52.815	16	HORSMAN	30.556	10	16	HORSMAN	1:51.090	1:51.433	0.343
11	16	HORSMAN	27.545	96	SAXELBY	52.922	10	SUTHERLAND	30.590	11	96	SAXELBY	1:51.185	1:51.209	0.024
12	19	HILL	27.570	16	HORSMAN	52.989	96	SAXELBY	30.602	12	19	HILL	1:51.238	1:51.592	0.354
13	52	BLACKLOCK	27.617	86	HARVEY	53.156	27	GREEN	30.645	13	10	SUTHERLAND	1:51.577	1:52.033	0.456
14	96	SAXELBY	27.661	27	GREEN	53.198	2	STEWART	30.814	14	27	GREEN	1:51.645	1:51.645	0.000
15	20	HODSON	27.741	20	HODSON	53.350	19	HILL	30.853	15	52	BLACKLOCK	1:52.052	1:52.052	0.000
16	27	GREEN	27.802	52	BLACKLOCK	53.406	46	WALKER	30.919	16	86	HARVEY	1:52.197	1:52.197	0.000
17	2	STEWART	27.932	46	WALKER	53.463	52	BLACKLOCK	31.029	17	20	HODSON	1:52.311	1:52.354	0.043
18	86	HARVEY	27.947	2	STEWART	53.633	86	HARVEY	31.094	18	2	STEWART	1:52.379	1:52.504	0.125
19	28	VINCENT	28.075	10	SUTHERLAND	53.656	28	VINCENT	31.108	19	46	WALKER	1:52.660	1:52.660	0.000
20	41	WINFIELD	28.123	28	VINCENT	53.699	20	HODSON	31.220	20	28	VINCENT	1:52.882	1:53.666	0.784
21	26	McALEER	28.269	71	REID	53.859	69	HARLAND	31.428	21	41	WINFIELD	1:53.614	1:54.176	0.562
22	69	HARLAND	28.272	41	WINFIELD	53.945	71	REID	31.532	22	71	REID	1:53.709	1:53.802	0.093
23	46	WALKER	28.278	69	HARLAND	54.624	41	WINFIELD	31.546	23	69	HARLAND	1:54.324	1:54.403	0.079
24	71	REID	28.318	17	McPHEE	54.805	17	McPHEE	31.795	24	17	McPHEE	1:55.170	1:55.170	0.000
25	53	LEWIS	28.444	26	McALEER	54.919	5	DOUGHTY	31.828	25	26	McALEER	1:55.171	1:55.171	0.000
26	11	WEEDEN	28.552	24	BARRETT	55.513	26	McALEER	31.983	26	5	DOUGHTY	1:56.049	1:56.690	0.641
27	17	McPHEE	28.570	5	DOUGHTY	55.628	24	BARRETT	32.011	27	24	BARRETT	1:56.371	1:57.106	0.735
28	5	DOUGHTY	28.593	91	STANFORD	55.752	91	STANFORD	32.040	28	9	CAMPBELL	1:56.690	1:56.782	0.092
29	94	HORNSEY	28.784	9	CAMPBELL	55.802	9	CAMPBELL	32.064	29	91	STANFORD	1:56.828	1:56.828	0.000
30	9	CAMPBELL	28.824	11	WEEDEN	55.887	99	WYATT	32.351	30	11	WEEDEN	1:56.869	1:56.906	0.037
31	24	BARRETT	28.847	22	PAULO	56.482	11	WEEDEN	32.430	31	53	LEWIS	1:58.583		
32	91	STANFORD	29.036	99	WYATT	56.738	53	LEWIS	32.476	32	99	WYATT	1:58.761	1:59.040	0.279
33	21	STANFORD	29.332	21	STANFORD	56.910	94	HORNSEY	32.770	33	21	STANFORD	1:59.138	1:59.435	0.297
34	99	WYATT	29.672	53	LEWIS	57.663	22	PAULO	32.889	34	22	PAULO	1:59.175	1:59.933	0.758
35	22	PAULO	29.804	94	HORNSEY	59.247	21	STANFORD	32.896	35	94	HORNSEY	2:00.801		
36	4	WAKEFIELD		4	WAKEFIELD	1:15.331	4	WAKEFIELD		36	4	WAKEFIELD			
												Perfect Lap	1:47.693		

MCRCB BULLETIN TK017

2009 Relentless British 125GP Championship & ACU Academy Cup QUALIFYING 1 - CLASSIFICATION

POS	NO	CL	NAME	ENTRY	TIME	ON	LAPS	GAP	DIFF	MPH
1	50	C	Tim HASTINGS	Honda - KRP / Bradley Smith Racing	1:47.947	10	13			89.77
2	6		Martin GLOSSOP	Seel Honda - KRP / Bradley Smith Racing	1:48.042	5	9	0.095	0.095	89.69
3	13		Rob GUIVER	Honda - SP125 / RG Racing	1:48.238	11	13	0.291	0.196	89.53
4	61		Paul JORDAN	Honda - KRP / Bradley Smith Racing	1:48.423	5	12	0.476	0.185	89.38
5	72		Connor BEHAN	Honda - SP125 / Express Forklifts	1:48.639	8	11	0.692	0.216	89.20
6	29		James LODGE	Honda - KRP / Earnshaws Motorcycles	1:49.188	5	12	1.241	0.549	88.75
7	87		Lee COSTELLO	Honda - Vent-Axia / www.sp125racing.com	1:49.421	9	11	1.474	0.233	88.56
8	66		Tom HAYWARD	Honda - KRP / Daniel Hayward Racing	1:49.466	12	12	1.519	0.045	88.53
9	2		Robbie STEWART	Honda - Repli-Cast UK	1:49.486	12	12	1.539	0.020	88.51
10	10	C	Peter SUTHERLAND	Aprillia - Kinpac Racing	1:50.035	12	12	2.088	0.549	88.07
11	53	C	Corey LEWIS	Honda - Corey Lewis Racing	1:50.067	11	13	2.120	0.032	88.04
12	44		Rob HODSON	Honda - JGH Racing	1:50.276	10	13	2.329	0.209	87.88
13	4		Philip WAKEFIELD	Honda - PWR / Sandbach Scrap Metal	1:50.383	9	12	2.436	0.107	87.79
14	52	C	Adam BLACKLOCK	Honda - Repli-Cast UK	1:50.827	12	12	2.880	0.444	87.44
15	27		Catherine GREEN	Honda - www.cgracing27.co.uk	1:51.002	11	12	3.055	0.175	87.30
16	20		Jamie HODSON	Honda - JGH Racing	1:51.106	5	8	3.159	0.104	87.22
17	46	C	Ross WALKER	Honda - Ross Walker Racing	1:51.109	11	11	3.162	0.003	87.22
18	96		Ryan SAXELBY	Honda - KRP / Bradley Smith Racing	1:51.242	11	11	3.295	0.133	87.11
19	41	C	Shaun WINFIELD	Honda - TAG Triumph	1:51.308	5	12	3.361	0.066	87.06
20	19		Michael HILL	Honda - TABOO Motorsport	1:51.579	9	10	3.632	0.271	86.85
21	28		Jon VINCENT	Honda - Molly / GRF Heavy Transport	1:51.745	8	11	3.798	0.166	86.72
22	16		Shaun HORSMAN	Honda - Symitry I.T. North	1:51.812	4	4	3.865	0.067	86.67
23	86		Luke HARVEY	Honda - RV Racing	1:51.813	11	12	3.866	0.001	86.67
24	71	C	Andy REID	Honda - Motrac Racing	1:52.287	7	11	4.340	0.474	86.30
25	94	C	Sam HORNSEY	Honda - Team Hornsey Steels	1:53.189	7	11	5.242	0.902	85.62
26	69	C	Joshua HARLAND	Honda -	1:53.335	8	10	5.388	0.146	85.51
27	24		Ben BARRETT	Honda - SP125Racing / Lowerdale Autos	1:53.816	7	9	5.869	0.481	85.14
28	22	C	Matthew PAULO	Honda - Paulo Racing	1:54.078	8	9	6.131	0.262	84.95
29	26	C	Nicole McALEER	Honda - Megabikes.ie	1:54.308	9	10	6.361	0.230	84.78
30	11	C	Tom WEEDEN	Honda - TABOO Motorsport Junior Team	1:54.354	11	11	6.407	0.046	84.74
31	17	C	John McPHEE	Honda - McPhee Racing	1:54.572	8	9	6.625	0.218	84.58
32	99	C	Kasey WYATT	Honda - Repli-Cast UK	1:55.265	12	12	7.318	0.693	84.07
33	5	C	Tomas DOUGHTY	Honda - TopGear Racing	1:56.048	6	9	8.101	0.783	83.51
34	9	C	Niall CAMPBELL	Honda - Kinpac Racing	1:56.604	6	10	8.657	0.556	83.11
35	91		Ian STANFORD	Honda - Stanford Racing	1:57.144	6	9	9.197	0.540	82.72
36	21		Tom STANFORD	Honda - Stanford Racing	1:58.289	2	3	10.342	1.145	81.92

Weather / Track : Bright / Dry

These results are provisional until the conclusion of any judicial and technical matters.

Oulton Park International
Circuit Length = 2.6920 miles
Start: 13:45 End: 14:21

Race Director :

Stewards :

Timekeeper :

MCRCB BULLETIN TK018

2009 Relentless British 125GP Championship & ACU Academy Cup

QUALIFYING 1 - SECTOR ANALYSIS

2	Robbie STEWART					Repli-Cast UK									
1-	Out	107.9	1:00.542	98.8	32.889	105.2	2:05.385	7-	27.379	115.9	54.545	100.3	30.922	107.2	1:52.846
2-	28.423	112.8	54.537	99.4	32.275	107.2	1:55.235	8-	27.345	113.0	52.167	102.1	30.486	106.7	1:49.998
3-	10:59.123	110.9	56.364	101.1	31.357	106.0	12:26.844	9-	27.318	113.2	56.228	95.6	33.225	105.3	1:56.771
4-	27.854	116.5	53.583	103.2	32.089	106.2	1:53.526	10-	30.714	102.5	58.726	95.2	31.785	105.2	2:01.225
5-	33.025	105.5	54.772	100.9	31.098	106.9	1:58.895	11-	27.308	114.1	54.018	99.1	30.908	106.2	1:52.234
6-	27.904	114.5	52.632	103.2	30.707	106.7	1:51.243	12-	27.136	113.4	51.956	101.8	30.394	106.7	1:49.486
4	Philip WAKEFIELD					PWR / Sandbach Scrap Metal									
1-	Out	91.8	1:03.682	83.1	35.338	94.4	2:08.827	7-	27.670	111.7	52.980	96.8	32.844	105.2	1:53.494
2-	12:55.593	105.0	57.781	98.8	31.995	104.2	14:25.369	8-	27.552	111.8	52.614	96.6	31.191	105.7	1:51.357
3-	28.651	111.8	54.328	99.0	32.463	104.4	1:55.442	9-	27.251	114.1	52.483	98.8	30.649	104.5	1:50.383
4-	28.559	110.9	53.509	99.3	31.249	104.4	1:53.317	10-	27.409	113.4	52.411	100.9	30.782	105.3	1:50.602
5-	28.464	113.6	53.561	99.3	30.885	104.7	1:52.910	11-	27.480	111.3	52.890	98.5	31.082	105.2	1:51.452
6-	28.100	111.8	53.026	98.5	30.955	105.0	1:52.081	12-	27.680	111.3	52.552	99.0	30.829	105.2	1:51.061
5	Tomas DOUGHTY					C TopGear Racing									
1-	Out	98.8	1:00.417	97.7	32.521	103.7	2:04.458	6-	29.005	111.3	55.022	99.3	32.021	100.9	1:56.048
2-	12:40.127	101.5	1:01.325	93.9	33.297	102.1	14:14.749	7-	28.550	110.7	57.520	94.3	32.342	101.8	1:58.412
3-	28.996	113.9	56.387	98.7	32.500	99.9	1:57.883	8-	28.620	111.8	1:03.425	89.6	ln		2:13.172 P
4-	29.278	113.4	55.721	98.8	32.083	98.4	1:57.082	9-	Out	109.7	57.386	99.0	31.822	103.1	3:12.861
5-	32.214	72.5	59.715	98.3	32.303	102.1	2:04.232								
6	Martin GLOSSOP					KRP / Bradley Smith Racing									
1-	Out	113.9	53.995	108.6	30.981	114.1	1:53.388	6-	26.790	119.4	51.393	106.9	30.115	111.3	1:48.298
2-	28.239	119.0	54.879	106.7	30.226	112.8	1:53.344	7-	27.864	94.1	52.954	107.5	30.109	112.6	1:50.927
3-	10:53.694	113.2	55.366	104.2	30.463	113.0	12:19.523	8-	27.078	119.2	51.481	107.9	29.996	113.5	1:48.555
4-	27.689	120.9	51.861	107.2	30.226	111.5	1:49.776	9-	27.158	118.6	51.131	106.9	29.759	113.0	1:48.048
5-	26.765	121.4	51.520	106.7	29.757	112.2	1:48.042								
9	Niall CAMPBELL					C Kinpac Racing									
1-	Out	105.8	1:02.056	97.5	32.502	104.0	2:05.870	6-	28.708	111.7	55.514	97.8	32.382	102.6	1:56.604
2-	12:45.851	105.4	1:01.409	95.6	33.216	101.7	14:20.476	7-	29.076	109.5	56.307	96.8	ln		2:04.087 P
3-	28.471	113.4	56.159	97.8	32.950	102.1	1:57.580	8-	Out	103.9	58.650	96.7	32.394	101.5	4:46.495
4-	28.984	110.4	55.638	97.4	32.818	99.4	1:57.440	9-	28.809	110.7	56.085	97.8	32.332	101.5	1:57.226
5-	29.823	106.5	56.166	96.7	32.183	102.8	1:58.172	10-	30.619	102.5	58.662	96.8	33.270	100.2	2:02.551
10	Peter SUTHERLAND					C Kinpac Racing									
1-	Out	109.3	1:01.478	102.0	32.716	110.9	2:05.660	7-	27.126	117.7	53.194	104.9	30.316	112.0	1:50.636
2-	12:38.834	116.9	56.169	105.2	30.841	111.1	14:05.844	8-	27.097	117.3	53.276	104.7	30.377	111.7	1:50.750
3-	27.653	118.4	54.267	104.7	31.288	109.5	1:53.208	9-	27.328	117.5	52.950	105.4	30.221	112.0	1:50.499
4-	27.841	116.5	53.985	104.5	30.703	110.7	1:52.529	10-	27.636	117.7	52.973	105.5	30.411	113.2	1:51.020
5-	27.376	116.3	54.131	105.2	30.560	112.0	1:52.067	11-	27.497	118.6	52.669	105.5	30.341	111.3	1:50.507
6-	27.180	120.5	53.746	105.2	30.194	111.7	1:51.120	12-	27.142	118.4	52.654	103.7	30.239	111.3	1:50.035
11	Tom WEEDEN					C TABOO Motorsport Junior Team									
1-	Out	114.5	56.751	100.8	32.301	108.1	1:55.952	7-	Out	114.3	55.807	101.8	31.602	106.2	4:56.144
2-	28.921	110.0	55.626	100.3	32.066	107.4	1:56.613	8-	28.577	116.3	54.799	101.7	31.735	106.3	1:55.111
3-	11:36.621	113.2	58.201	98.5	32.285	106.3	13:07.107	9-	28.087	116.1	54.786	101.8	31.807	106.5	1:54.680
4-	29.128	114.7	55.818	99.6	32.341	106.3	1:57.287	10-	28.085	115.9	54.799	102.0	31.702	107.9	1:54.586
5-	28.923	115.7	55.247	100.2	31.766	107.4	1:55.936	11-	28.329	115.9	54.282	102.5	31.743	107.2	1:54.354
6-	28.377	115.3	55.585	100.2	ln		2:01.970 P								
13	Rob GUIVER					SP125 / RG Racing									
1-	Out	108.2	55.396	103.9	30.723	110.7	1:54.033	8-	27.001	116.5	51.285	104.2	30.117	108.4	1:48.403
2-	27.871	114.5	53.008	104.4	30.285	109.5	1:51.164	9-	27.059	116.9	51.214	104.7	30.305	108.9	1:48.578
3-	10:52.882	112.0	55.219	102.1	31.016	109.3	12:19.117	10-	26.726	116.9	51.558	103.7	30.096	108.6	1:48.380
4-	27.359	117.5	52.097	103.4	30.982	102.0	1:50.438	11-	26.965	116.7	51.423	103.6	29.850	108.4	1:48.238
5-	27.515	116.1	51.910	103.1	30.234	108.2	1:49.659	12-	27.041	113.7	51.972	103.2	30.021	109.3	1:49.034
6-	26.893	117.1	52.605	102.6	30.130	108.9	1:49.628	13-	27.240	115.3	51.858	103.2	31.073	72.2	1:50.171
7-	27.137	120.5	52.774	104.0	30.507	108.1	1:50.418								

Oulton Park International
Circuit Length = 2.6920 miles
Start: 13:45 End: 14:21

Weather / Track : Bright / Dry

MCRCB BULLETIN TK018

2009 Relentless British 125GP Championship & ACU Academy Cup

QUALIFYING 1 - SECTOR ANALYSIS

16	Shaun HORSMAN										Symitry I.T. North				
1-	Out	108.1	59.581	95.2	32.172	<i>108.4</i>	2:01.202	3-	10:47.276	108.9	55.281	101.7	30.896	106.7	12:13.453
2-	28.113	112.8	54.363	<i>102.7</i>	30.814	108.2	1:53.290	4-	27.621	<i>115.3</i>	<i>53.575</i>	101.4	<i>30.616</i>	106.5	<i>1:51.812</i>
17	John McPHEE										C McPhee Racing				
1-	Out	96.7	1:04.751	96.0	33.012	103.2	2:12.149	6-	29.728	110.4	54.851	97.7	31.677	<i>104.2</i>	1:56.256
2-	11:52.301	106.7	58.465	97.7	32.674	102.3	13:23.440	7-	28.781	108.9	<i>54.573</i>	97.5	31.444	103.4	1:54.798
3-	29.251	110.7	56.305	99.4	32.586	103.1	1:58.142	8-	<i>28.702</i>	110.4	54.669	97.7	<i>31.201</i>	103.1	<i>1:54.572</i>
4-	28.822	110.6	55.031	98.8	31.900	104.0	1:55.753	9-	30.729	88.4	1:08.582	75.8	In		2:24.694 P
5-	28.853	110.4	55.396	<i>99.7</i>	34.263	94.2	1:58.512								
19	Michael HILL										TABOO Motorsport				
1-	Out	113.6	55.439	101.4	31.649	109.1	1:53.067	6-	27.757	115.1	53.035	102.5	31.210	108.4	1:52.002
2-	28.944	115.3	53.956	101.5	30.941	108.8	1:53.841	7-	27.905	115.5	53.285	101.4	31.038	108.1	1:52.228
3-	Out		In	81.9	In		13:02.486 P	8-	27.697	116.7	53.017	102.0	31.037	108.4	1:51.751
4-	Out	115.7	54.658	102.5	31.163	108.6	6:00.127	9-	27.784	115.7	52.935	101.8	<i>30.860</i>	108.2	<i>1:51.579</i>
5-	28.191	115.1	53.465	<i>103.7</i>	30.927	<i>109.3</i>	1:52.583	10-	27.919	114.7	<i>52.869</i>	102.5	30.944	107.9	1:51.732
20	Jamie HODSON										JGH Racing				
1-	Out	110.4	56.562	101.4	32.015	<i>108.8</i>	1:57.505	5-	<i>27.281</i>	116.7	<i>52.808</i>	102.9	31.017	106.9	<i>1:51.106</i>
2-	28.230	112.4	54.402	<i>103.7</i>	32.126	107.9	1:54.758	6-	27.514	114.9	54.187	<i>103.7</i>	31.032	106.2	1:52.733
3-	10:38.293	102.0	56.297	99.4	32.361	107.5	12:06.951	7-	27.529	<i>117.9</i>	53.658	101.7	31.056	106.5	1:52.243
4-	27.758	117.1	53.405	101.7	<i>30.875</i>	106.0	1:52.038	8-	27.574	116.5	53.070	102.8	31.120	108.1	1:51.764
21	Tom STANFORD										Stanford Racing				
1-	Out	100.9	58.133	93.6	33.047	102.8	1:59.474	3-	10:41.684	104.5	57.882	<i>93.7</i>	32.636	102.5	12:12.202
2-	<i>29.364</i>	107.4	56.699	<i>93.7</i>	<i>32.226</i>	<i>103.1</i>	<i>1:58.289</i>								
22	Matthew PAULO										C Paulo Racing				
1-	Out	103.1	1:00.824	94.3	33.448	100.6	2:05.607	6-	28.633	112.2	55.247	100.0	32.051	105.5	1:55.931
2-	16:54.163	99.1	1:02.638	94.7	33.809	102.1	18:30.610	7-	28.613	112.8	55.220	99.0	31.949	105.2	1:55.782
3-	30.398	110.6	57.223	98.5	32.455	104.7	2:00.076	8-	28.244	112.4	<i>54.435</i>	<i>100.6</i>	<i>31.399</i>	106.2	<i>1:54.078</i>
4-	29.140	111.5	56.221	99.6	32.394	105.0	1:57.755	9-	<i>28.226</i>	<i>113.9</i>	55.435	99.6	31.663	<i>106.7</i>	1:55.324
5-	29.251	111.3	55.964	100.3	31.793	106.3	1:57.008								
24	Ben BARRETT										SP125Racing / Lowerdale Autos				
1-	Out	108.4	1:02.289	100.5	33.080	<i>107.0</i>	2:06.782	6-	28.492	113.9	55.185	100.6	31.633	105.5	1:55.310
2-	13:54.198	110.9	57.311	100.5	32.075	104.9	15:23.584	7-	<i>27.962</i>	<i>114.3</i>	<i>54.260</i>	<i>100.9</i>	<i>31.594</i>	106.5	<i>1:53.816</i>
3-	28.975	113.6	55.701	99.6	In		2:04.718 P	8-	28.184	113.4	54.521	<i>100.9</i>	32.094	105.3	1:54.799
4-	Out	111.5	56.473	100.5	In		5:02.970 P	9-	28.543	111.7	54.677	100.3	32.119	105.7	1:55.339
5-	Out	112.4	56.137	100.3	32.009	106.5	3:03.664								
26	Nicole McALEER										C Megabikes.ie				
1-	Out	110.7	58.771	100.8	32.970	106.2	2:02.617	6-	28.315	113.9	54.913	102.0	31.702	<i>107.2</i>	1:54.930
2-	13:20.338	110.6	58.255	97.4	32.789	105.8	14:51.382	7-	28.553	<i>115.3</i>	55.172	99.9	<i>31.420</i>	106.7	1:55.145
3-	28.882	113.9	56.030	100.8	In		2:04.795 P	8-	<i>28.070</i>	114.1	55.701	100.9	31.625	106.0	1:55.396
4-	Out	114.1	56.020	101.2	32.051	105.7	3:18.559	9-	28.107	114.7	<i>54.638</i>	101.7	31.563	106.3	<i>1:54.308</i>
5-	28.522	113.9	55.251	<i>102.6</i>	31.931	105.7	1:55.704	10-	28.395	114.1	55.032	101.5	31.521	106.2	1:54.948
27	Catherine GREEN										www.cgracing27.co.uk				
1-	Out	107.4	58.497	100.3	32.620	108.6	1:59.649	7-	27.863	113.7	53.838	103.2	31.063	109.3	1:52.764
2-	12:48.320	114.1	56.620	102.5	31.408	108.9	14:16.348	8-	27.755	116.1	53.522	103.7	30.638	<i>109.5</i>	1:51.915
3-	28.089	116.1	55.408	103.6	31.559	108.9	1:55.056	9-	<i>27.573</i>	<i>117.1</i>	53.456	103.4	30.678	108.2	1:51.707
4-	28.780	114.3	54.562	103.4	31.115	108.8	1:54.457	10-	27.747	116.5	53.012	103.2	30.682	108.9	1:51.441
5-	28.365	116.1	54.502	103.7	31.086	107.9	1:53.953	11-	27.635	116.3	53.036	103.7	<i>30.337</i>	109.3	<i>1:51.002</i>
6-	28.051	116.5	54.167	101.1	31.604	108.6	1:53.822	12-	27.599	114.9	<i>52.997</i>	<i>103.9</i>	30.538	<i>109.5</i>	1:51.134
28	Jon VINCENT										Molly / GRF Heavy Transport				
1-	Out	104.7	1:00.978	95.9	33.616	98.5	2:05.874	7-	Out	110.0	54.829	100.3	31.691	105.3	2:35.951
2-	12:44.443	103.1	58.238	99.6	31.968	104.9	14:14.649	8-	<i>27.315</i>	115.5	<i>53.118</i>	101.7	31.312	105.0	<i>1:51.745</i>
3-	29.142	115.1	54.098	<i>102.3</i>	31.745	<i>106.7</i>	1:54.985	9-	27.731	113.6	53.697	101.2	31.405	102.9	1:52.833
4-	29.058	<i>115.9</i>	54.283	99.7	31.423	103.9	1:54.764	10-	28.306	112.4	55.239	102.1	<i>30.837</i>	105.5	1:54.376
5-	27.890	112.6	54.185	99.9	31.397	105.2	1:53.472	11-	27.735	114.3	53.496	100.2	31.313	104.0	1:52.544

Oulton Park International
Circuit Length = 2.6920 miles
Start: 13:45 End: 14:21

Weather / Track : Bright / Dry

MCRCB BULLETIN TK018

2009 Relentless British 125GP Championship & ACU Academy Cup

QUALIFYING 1 - SECTOR ANALYSIS

6-	28.236	114.7	1:10.900	83.1	ln	2:16.573	P								
29	James LODGE					KRP / Earnshaws Motorcycles									
1-	Out	116.5	55.090	<i>105.4</i>	30.829	<i>111.5</i>	1:53.110	7-	26.983	<i>119.0</i>	52.587	<i>105.4</i>	30.488	108.2	1:50.058
2-	27.651	117.9	52.518	104.4	30.725	109.8	1:50.894	8-	26.906	116.5	53.994	100.9	ln		1:56.934 P
3-	11:14.371	113.7	54.409	105.0	30.578	110.4	12:39.358	9-	Out	115.9	52.552	101.7	30.617	110.4	3:04.699
4-	27.231	117.9	52.681	104.9	30.262	109.5	1:50.174	10-	26.900	116.9	52.543	102.3	30.444	110.9	1:49.887
5-	27.015	118.8	<i>51.880</i>	102.0	30.293	108.2	1:49.188	11-	<i>26.889</i>	117.5	52.274	101.4	30.227	109.7	1:49.390
6-	27.125	116.3	52.964	104.2	<i>29.965</i>	110.6	1:50.054	12-	27.975	114.1	53.050	102.9	30.148	108.8	1:51.173
41	Shaun WINFIELD					C TAG Triumph									
1-	Out	105.8	59.240	96.1	31.979	106.7	2:00.023	7-	28.308	<i>117.9</i>	53.570	103.1	30.817	106.7	1:52.695
2-	28.367	111.7	54.850	102.8	30.854	106.9	1:54.071	8-	<i>27.436</i>	115.3	53.210	104.0	<i>30.787</i>	<i>109.7</i>	1:51.433
3-	10:36.195	107.4	56.255	104.4	31.952	105.8	12:04.402	9-	28.977	109.3	56.612	92.1	31.425	105.8	1:57.014
4-	27.573	115.7	53.228	101.4	30.820	106.0	1:51.621	10-	27.663	116.3	53.073	101.2	30.962	105.2	1:51.698
5-	27.475	114.3	<i>52.924</i>	<i>104.7</i>	30.909	108.4	1:51.308	11-	28.770	106.7	56.173	95.1	ln		2:01.107 P
6-	27.710	115.5	54.120	104.4	31.393	99.7	1:53.223	12-	Out	96.4	55.448	103.7	31.316	107.7	2:46.415
44	Rob HODSON					JGH Racing									
1-	Out	111.5	56.637	100.8	31.806	<i>108.4</i>	1:56.363	8-	27.733	113.9	52.668	99.1	30.896	103.9	1:51.297
2-	28.025	113.2	54.161	101.5	32.331	100.9	1:54.517	9-	27.457	113.0	52.401	99.0	30.518	105.2	1:50.376
3-	10:40.830	106.0	56.227	100.8	32.180	104.5	12:09.237	10-	<i>27.227</i>	113.7	<i>52.171</i>	98.8	30.878	104.5	1:50.276
4-	27.704	115.3	53.492	98.3	30.626	105.5	1:51.822	11-	27.269	113.2	52.887	98.1	<i>30.441</i>	105.0	1:50.597
5-	27.436	114.5	52.490	101.5	30.834	106.5	1:50.760	12-	27.946	107.4	1:09.022	71.8	ln		2:19.090 P
6-	27.830	112.6	54.028	<i>101.7</i>	31.043	104.4	1:52.901	13-			ln		ln		2:37.981 P
7-	27.460	<i>115.7</i>	53.118	100.9	31.159	105.0	1:51.737								
46	Ross WALKER					C Ross Walker Racing									
1-	Out	106.0	58.269	99.1	32.091	<i>106.2</i>	1:59.802	7-	28.046	111.1	53.187	99.9	30.742	105.3	1:51.975
2-	28.931	109.5	55.456	97.8	31.308	105.5	1:55.695	8-	29.781	102.1	56.666	96.7	ln		2:07.769 P
3-	12:08.647	110.6	55.092	100.3	31.767	104.2	13:35.506	9-	Out	102.8	54.794	99.3	30.814	104.7	2:26.081
4-	28.412	110.9	54.090	99.0	31.669	103.7	1:54.171	10-	28.037	110.7	53.488	<i>101.4</i>	30.820	105.0	1:52.345
5-	28.353	111.1	53.844	99.7	31.031	104.7	1:53.228	11-	<i>27.789</i>	<i>112.8</i>	<i>52.653</i>	100.2	<i>30.667</i>	104.4	1:51.109
6-	28.529	111.1	53.751	99.1	30.942	104.4	1:53.222								
50	Tim HASTINGS					C KRP / Bradley Smith Racing									
1-	Out	116.1	56.700	106.5	31.131	<i>112.6</i>	1:54.900	8-	27.589	107.0	53.323	106.5	29.908	112.0	1:50.820
2-	28.024	117.3	53.137	106.4	30.182	111.3	1:51.343	9-	26.796	118.4	51.830	104.4	29.836	111.8	1:48.462
3-	11:12.284	113.0	54.880	105.8	30.656	110.9	12:37.820	10-	<i>26.583</i>	<i>120.7</i>	<i>51.570</i>	105.2	29.794	111.5	1:47.947
4-	27.201	118.6	53.595	104.0	30.397	110.7	1:51.193	11-	29.025	89.7	56.061	102.8	30.223	111.7	1:55.309
5-	27.151	119.0	52.048	<i>107.4</i>	29.911	111.1	1:49.110	12-	27.056	118.8	51.873	105.2	29.712	111.3	1:48.641
6-	26.782	119.6	52.308	104.2	30.176	112.0	1:49.266	13-	26.807	119.2	51.574	105.7	<i>29.626</i>	111.7	1:48.007
7-	26.897	120.3	51.711	105.2	29.876	111.7	1:48.484								
52	Adam BLACKLOCK					C Repli-Cast UK									
1-	Out	113.6	56.020	103.4	31.656	109.7	1:53.396	7-	27.786	116.9	52.761	101.4	30.927	107.7	1:51.474
2-	27.647	115.3	53.350	102.0	31.274	108.8	1:52.271	8-	28.138	113.9	54.707	102.0	30.779	109.3	1:53.624
3-	11:24.927	115.9	56.001	102.6	31.228	108.4	12:52.156	9-	<i>27.268</i>	117.5	53.240	102.8	30.878	109.3	1:51.386
4-	27.746	117.9	54.073	<i>104.4</i>	31.120	<i>110.7</i>	1:52.939	10-	28.194	114.5	54.790	99.3	ln		2:00.217 P
5-	31.706	81.6	56.163	103.9	31.395	108.8	1:59.264	11-	Out	111.7	53.782	101.5	30.832	109.1	2:56.327
6-	32.449	66.6	59.657	101.2	30.912	108.8	2:03.018	12-	27.677	117.9	<i>52.501</i>	101.8	<i>30.649</i>	109.5	1:50.827
53	Corey LEWIS					C Corey Lewis Racing									
1-	Out	116.5	57.183	100.9	31.524	<i>110.0</i>	1:56.061	8-	27.597	114.9	53.088	103.4	30.557	108.8	1:51.242
2-	27.799	115.1	54.026	103.6	30.799	109.1	1:52.624	9-	28.121	113.9	53.883	103.9	30.405	109.3	1:52.409
3-	10:42.556	107.4	54.944	100.2	31.061	108.9	12:08.561	10-	27.349	117.3	52.417	103.4	<i>30.346</i>	109.1	1:50.112
4-	27.842	116.3	53.514	102.9	30.803	108.1	1:52.159	11-	27.633	116.9	52.048	<i>104.2</i>	30.386	108.2	1:50.067
5-	27.614	<i>117.9</i>	53.754	102.5	30.802	108.4	1:52.170	12-	<i>27.228</i>	116.1	<i>52.046</i>	103.4	30.961	107.7	1:50.235
6-	28.721	94.9	56.267	100.0	ln		2:01.894 P	13-	27.725	113.2	53.157	102.1	31.089	106.5	1:51.971
7-	Out	117.3	53.150	103.6	30.746	108.1	2:03.868								
61	Paul JORDAN					KRP / Bradley Smith Racing									
1-	Out	114.7	55.541	105.2	31.505	112.8	1:54.159	7-	<i>26.637</i>	120.3	52.056	103.7	30.284	111.1	1:48.977
2-	27.828	119.0	52.834	106.0	30.508	111.8	1:51.170	8-	26.904	117.5	52.049	104.2	30.160	111.8	1:49.113

Oulton Park International
Circuit Length = 2.6920 miles
Start: 13:45 End: 14:21

Weather / Track : Bright / Dry

MCRCB BULLETIN TK018

2009 Relentless British 125GP Championship & ACU Academy Cup

QUALIFYING 1 - SECTOR ANALYSIS

3-	11:16.206	116.1	54.880	105.7	30.473	111.3	12:41.559	9-	27.460	112.8	56.004	95.9	In	2:04.946	P
4-	27.935	<i>121.4</i>	52.027	106.4	30.090	112.0	1:50.052	10-	Out	99.0	1:01.229	102.1	31.778	111.5	3:16.200
5-	26.878	120.7	51.703	<i>107.0</i>	<i>29.842</i>	<i>113.2</i>	1:48.423	11-	27.185	117.9	52.088	105.0	30.008	110.4	1:49.281
6-	26.730	120.3	52.214	99.9	30.032	112.6	1:48.976	12-	26.967	117.7	<i>51.621</i>	105.0	30.333	110.7	1:48.924
66	Tom HAYWARD		KRP / Daniel Hayward Racing												
1-	Out	111.5	58.357	101.7	32.364	108.6	1:59.406	7-	27.271	118.1	52.293	106.0	30.662	111.7	1:50.226
2-	12:30.286	113.6	57.501	103.9	31.901	110.4	13:59.688	8-	27.265	110.2	53.797	105.7	30.687	112.0	1:51.749
3-	28.419	117.7	53.861	106.0	31.228	112.2	1:53.508	9-	28.071	118.6	52.778	106.2	30.675	111.3	1:51.524
4-	28.084	117.9	53.556	105.4	31.337	110.6	1:52.977	10-	27.383	118.8	52.466	105.4	30.734	110.7	1:50.583
5-	27.542	117.7	52.777	105.8	30.732	111.8	1:51.051	11-	27.281	118.6	<i>51.923</i>	106.2	<i>30.306</i>	111.5	1:49.510
6-	27.838	<i>119.6</i>	53.923	105.7	30.920	111.3	1:52.681	12-	<i>27.118</i>	118.6	52.009	<i>106.4</i>	30.339	<i>112.4</i>	1:49.466
69	Joshua HARLAND		C												
1-	Out	106.9	1:00.119	99.3	32.685	104.2	2:02.620	6-	28.310	<i>113.4</i>	54.644	<i>100.9</i>	31.385	103.9	1:54.339
2-	12:40.499	105.2	1:00.298	100.2	32.373	105.2	14:13.170	7-	28.259	111.3	54.972	100.0	32.007	<i>106.2</i>	1:55.238
3-	28.948	112.0	56.338	100.0	31.665	106.0	1:56.951	8-	<i>28.173</i>	111.5	<i>54.079</i>	99.7	<i>31.083</i>	104.9	1:53.335
4-	28.603	111.7	54.860	100.8	31.279	104.9	1:54.742	9-	28.532	111.8	55.252	98.8	31.180	105.5	1:54.964
5-	28.493	110.9	54.584	100.3	31.345	102.9	1:54.422	10-	29.223	110.6	55.253	100.0	In		2:03.180
71	Andy REID		C Motrac Racing												
1-	Out	107.7	1:03.878	98.1	33.061	105.0	2:09.479	7-	<i>27.833</i>	<i>113.9</i>	<i>53.084</i>	99.6	31.370	105.0	1:52.287
2-	12:45.584	110.0	55.721	<i>100.6</i>	31.993	103.7	14:13.298	8-	28.463	110.9	53.734	99.1	31.563	<i>106.9</i>	1:53.760
3-	29.478	113.2	54.318	99.4	32.099	104.4	1:55.895	9-	29.195	101.4	57.585	94.9	In		2:07.107
4-	29.154	111.7	54.444	100.2	31.673	104.4	1:55.271	10-	Out	113.0	53.147	99.0	31.303	105.3	2:58.912
5-	28.044	112.2	53.811	100.3	31.662	105.2	1:53.517	11-	28.770	112.0	53.562	98.7	31.446	104.4	1:53.778
6-	28.226	112.0	54.399	<i>100.6</i>	<i>31.286</i>	104.5	1:53.911								
72	Connor BEHAN		SP125 / Express Forklifts												
1-	Out	106.0	56.624	100.8	31.465	<i>108.9</i>	1:57.086	7-	26.993	113.2	52.173	99.6	30.052	106.5	1:49.218
2-	27.703	112.4	54.138	100.2	30.519	106.9	1:52.360	8-	26.657	113.9	<i>51.659</i>	100.9	30.323	107.4	1:48.639
3-	12:13.192	110.7	54.746	<i>101.1</i>	30.592	106.0	13:38.530	9-	28.476	109.3	53.703	96.6	30.699	106.7	1:52.878
4-	27.098	114.3	52.404	100.2	30.554	103.7	1:50.056	10-	<i>26.652</i>	<i>115.1</i>	51.812	100.2	In		1:55.246
5-	27.142	114.3	51.915	100.2	<i>29.999</i>	105.3	1:49.056	11-	Out	113.6	51.670	100.9	30.685	106.9	2:23.623
6-	29.198	108.6	55.649	97.3	31.276	106.2	1:56.123								
86	Luke HARVEY		RV Racing												
1-	Out	113.2	57.909	102.5	32.733	107.7	1:57.790	7-	27.686	<i>116.7</i>	53.450	102.1	31.147	<i>109.1</i>	1:52.283
2-	28.695	115.5	55.083	101.8	32.177	108.9	1:55.955	8-	<i>27.620</i>	115.7	53.730	103.2	30.779	108.1	1:52.129
3-	10:32.453	100.9	57.820	100.6	31.486	107.9	12:01.759	9-	27.767	115.5	53.470	102.8	In		2:01.665
4-	28.146	115.3	54.925	102.3	31.155	107.9	1:54.226	10-	Out	106.4	55.241	100.9	31.255	108.1	3:06.327
5-	27.924	116.3	54.490	<i>103.7</i>	31.039	108.8	1:53.453	11-	27.907	113.6	<i>53.269</i>	101.4	<i>30.637</i>	108.9	1:51.813
6-	27.960	114.7	53.698	102.3	30.714	107.9	1:52.372	12-	27.741	115.7	53.635	102.1	30.750	108.2	1:52.126
87	Lee COSTELLO		Vent-Axia / www.sp125racing.com												
1-	Out	110.2	55.951	101.7	32.438	107.9	1:56.234	7-	27.141	114.1	53.046	100.8	30.348	108.1	1:50.535
2-	27.764	114.3	53.640	<i>102.8</i>	30.976	108.8	1:52.380	8-	27.331	114.3	52.381	100.3	30.661	107.0	1:50.373
3-	<i>12:14.763</i>	111.3	54.023	100.0	30.819	106.5	13:39.605	9-	27.173	114.5	51.946	101.4	<i>30.302</i>	107.5	1:49.421
4-	27.096	114.9	53.366	101.4	30.337	105.8	1:50.799	10-	27.058	115.1	56.486	95.6	31.194	108.2	1:54.738
5-	27.231	<i>116.1</i>	<i>51.946</i>	101.7	In		1:53.720	P	11-	27.726	114.1	52.054	101.7	30.641	<i>109.8</i>
6-	Out	112.4	52.845	100.6	30.342	108.2	4:26.437								
91	Ian STANFORD		Stanford Racing												
1-	Out	108.6	1:01.212	99.0	32.767	<i>108.1</i>	2:05.989	6-	29.419	113.9	<i>55.520</i>	<i>100.2</i>	<i>32.205</i>	106.3	1:57.144
2-	30.302	112.6	57.230	99.6	32.495	105.3	2:00.027	7-	<i>29.356</i>	112.4	56.952	96.8	32.539	106.5	1:58.847
3-	10:43.338	104.5	1:00.320	99.0	32.465	106.7	12:16.123	8-	29.481	110.9	58.760	92.9	In		2:09.346
4-	29.489	<i>114.5</i>	56.151	99.3	32.623	105.5	1:58.263	9-	Out	108.8	59.540	100.0	32.353	105.8	7:50.473
5-	30.202	113.2	56.069	99.6	32.287	105.8	1:58.558								
94	Sam HORNSEY		C Team Hornsey Steels												
1-	Out	105.7	1:03.158	98.4	33.600	102.6	2:09.034	7-	<i>27.844</i>	114.1	<i>54.052</i>	98.5	31.293	106.7	1:53.189
2-	12:36.842	106.7	59.534	96.7	32.620	104.0	14:08.996	8-	28.502	113.4	54.477	100.0	31.796	103.2	1:54.775
3-	28.700	113.9	55.477	<i>101.4</i>	31.688	103.7	1:55.865	9-	28.426	<i>116.9</i>	54.340	97.1	In		1:59.109
4-	28.551	112.8	55.335	100.2	31.346	105.2	1:55.232	10-	Out	113.2	55.185	99.7	<i>31.032</i>	106.3	2:37.974

Oulton Park International
Circuit Length = 2.6920 miles
Start: 13:45 End: 14:21

Weather / Track : Bright / Dry

MCRCB BULLETIN TK018

2009 Relentless British 125GP Championship & ACU Academy Cup

QUALIFYING 1 - SECTOR ANALYSIS

5 -	28.099	112.2	54.229	100.6	31.624	103.6	1:53.952	11 -	27.854	114.3	54.123	100.2	31.339	107.9	1:53.316
6 -	27.864	116.1	54.161	100.5	31.182	106.9	1:53.207								
96	Ryan SAXELBY														
	KRP / Bradley Smith Racing														
1 -	Out	110.6	55.864	100.0	32.623	108.9	1:55.048	7 -	27.541	117.3	53.588	103.2	31.069	109.3	1:52.198
2 -	29.020	110.9	55.378	103.1	In		2:02.897 P	8 -	28.350	110.6	1:05.139	100.5	31.038	109.1	2:04.527
3 -	Out	110.2	55.542	102.0	In		12:23.055 P	9 -	28.077	114.9	53.201	103.4	30.778	109.5	1:52.056
4 -	Out	114.1	54.430	102.0	30.909	109.1	3:22.336	10 -	27.603	116.5	52.982	103.2	30.726	109.3	1:51.311
5 -	27.715	115.7	54.472	102.5	31.227	99.6	1:53.414	11 -	27.742	119.0	52.772	105.7	30.728	109.3	1:51.242
6 -	27.762	119.0	53.138	99.0	31.076	108.4	1:51.976								
99	Kasey WYATT														
	C Repli-Cast UK														
1 -	Out	111.1	59.150	101.1	32.584	108.9	2:01.776	7 -	30.508	105.4	58.688	101.7	32.173	107.2	2:01.369
2 -	29.309	112.2	57.395	100.2	32.167	107.0	1:58.871	8 -	28.976	112.2	55.698	101.2	31.824	107.9	1:56.498
3 -	10:45.068	111.8	57.753	101.7	32.343	107.2	12:15.164	9 -	28.793	114.7	55.589	100.9	31.503	108.8	1:55.885
4 -	29.424	114.3	56.587	101.4	31.753	108.2	1:57.764	10 -	28.739	113.9	55.788	99.6	31.951	106.0	1:56.478
5 -	28.995	113.6	56.394	101.4	31.740	106.5	1:57.129	11 -	29.241	113.9	55.205	101.4	31.498	107.0	1:55.944
6 -	32.586	91.3	57.161	107.8	31.702	107.5	2:01.449	12 -	28.815	113.4	55.126	101.2	31.321	108.1	1:55.265

MCRCB BULLETIN TK019

2009 Relentless British 125GP Championship & ACU Academy Cup

QUALIFYING 1 - SPEED TRAPS

SECTOR 1				SECTOR 2			FINISH LINE		
POS	NO	NAME	MPH	NO	NAME	MPH	NO	NAME	MPH
1	6	Martin GLOSSOP	121.4	6	Martin GLOSSOP	108.6	6	Martin GLOSSOP	114.1
2	61	Paul JORDAN	121.4	50	Tim HASTINGS	107.4	10	Peter SUTHERLAND	113.2
3	50	Tim HASTINGS	120.7	61	Paul JORDAN	107.0	61	Paul JORDAN	113.2
4	10	Peter SUTHERLAND	120.5	66	Tom HAYWARD	106.4	50	Tim HASTINGS	112.6
5	13	Rob GUIVER	120.5	96	Ryan SAXELBY	105.7	66	Tom HAYWARD	112.4
6	66	Tom HAYWARD	119.6	10	Peter SUTHERLAND	105.5	29	James LODGE	111.5
7	52	Adam BLACKLOCK	119.2	29	James LODGE	105.4	13	Rob GUIVER	110.7
8	29	James LODGE	119.0	13	Rob GUIVER	104.7	52	Adam BLACKLOCK	110.7
9	96	Ryan SAXELBY	119.0	41	Shaun WINFIELD	104.7	53	Corey LEWIS	110.0
10	20	Jamie HODSON	117.9	52	Adam BLACKLOCK	104.4	87	Lee COSTELLO	109.8
11	41	Shaun WINFIELD	117.9	53	Corey LEWIS	104.2	41	Shaun WINFIELD	109.7
12	53	Corey LEWIS	117.9	27	Catherine GREEN	103.9	27	Catherine GREEN	109.5
13	19	Michael HILL	117.3	86	Luke HARVEY	103.7	96	Ryan SAXELBY	109.5
14	27	Catherine GREEN	117.1	2	Robbie STEWART	103.2	19	Michael HILL	109.3
15	94	Sam HORNSEY	116.9	19	Michael HILL	103.1	86	Luke HARVEY	109.1
16	86	Luke HARVEY	116.7	20	Jamie HODSON	103.1	72	Connor BEHAN	108.9
17	2	Robbie STEWART	116.5	87	Lee COSTELLO	102.8	99	Kasey WYATT	108.9
18	11	Tom WEEDEN	116.3	26	Nicole McALEER	102.6	20	Jamie HODSON	108.8
19	87	Lee COSTELLO	116.1	11	Tom WEEDEN	102.5	16	Shaun HORSMAN	108.4
20	28	Jon VINCENT	115.9	28	Jon VINCENT	102.3	44	Rob HODSON	108.4
21	44	Rob HODSON	115.7	16	Shaun HORSMAN	102.1	11	Tom WEEDEN	108.1
22	16	Shaun HORSMAN	115.3	99	Kasey WYATT	101.8	91	Ian STANFORD	108.1
23	26	Nicole McALEER	115.3	44	Rob HODSON	101.7	94	Sam HORNSEY	107.9
24	72	Connor BEHAN	115.1	46	Ross WALKER	101.4	2	Robbie STEWART	107.2
25	99	Kasey WYATT	114.7	94	Sam HORNSEY	101.4	26	Nicole McALEER	107.2
26	91	Ian STANFORD	114.5	72	Connor BEHAN	101.1	24	Ben BARRETT	107.0
27	24	Ben BARRETT	114.3	4	Philip WAKEFIELD	100.9	71	Andy REID	106.9
28	4	Philip WAKEFIELD	114.1	24	Ben BARRETT	100.9	22	Matthew PAULO	106.7
29	5	Tomas DOUGHTY	113.9	69	Joshua HARLAND	100.9	28	Jon VINCENT	106.7
30	22	Matthew PAULO	113.9	22	Matthew PAULO	100.6	46	Ross WALKER	106.2
31	71	Andy REID	113.9	71	Andy REID	100.6	69	Joshua HARLAND	106.2
32	9	Niall CAMPBELL	113.4	91	Ian STANFORD	100.2	4	Philip WAKEFIELD	105.7
33	69	Joshua HARLAND	113.4	9	Niall CAMPBELL	99.7	17	John McPHEE	104.2
34	46	Ross WALKER	112.8	17	John McPHEE	99.7	9	Niall CAMPBELL	104.0
35	17	John McPHEE	111.3	5	Tomas DOUGHTY	99.3	5	Tomas DOUGHTY	103.7
36	21	Tom STANFORD	109.7	12	Edward RENDELL	95.9	21	Tom STANFORD	103.1
37	12	Edward RENDELL	103.1	21	Tom STANFORD	93.7	12	Edward RENDELL	102.5

MCRCB BULLETIN TK020

2009 Relentless British 125GP Championship & ACU Academy Cup

QUALIFYING 1 - BEST SECTOR TIMES

SECTOR 1			SECTOR 2			SECTOR 3			IDEAL / BEST COMPARISON						
POS	NO	NAME	TIME	NO	NAME	TIME	NO	NAME	TIME	POS	NO	NAME	IDEAL	BEST	DIFF
1	50	HASTINGS	26.583	6	GLOSSOP	51.131	50	HASTINGS	29.626	1	6	GLOSSOP	1:47.653	1:48.042	0.389
2	61	JORDAN	26.637	13	GUIVER	51.214	6	GLOSSOP	29.757	2	50	HASTINGS	1:47.779	1:47.947	0.168
3	72	BEHAN	26.652	50	HASTINGS	51.570	61	JORDAN	29.842	3	13	GUIVER	1:47.790	1:48.238	0.448
4	13	GUIVER	26.726	61	JORDAN	51.624	13	GUIVER	29.850	4	61	JORDAN	1:48.103	1:48.423	0.320
5	6	GLOSSOP	26.765	72	BEHAN	51.659	29	LODGE	29.965	5	72	BEHAN	1:48.310	1:48.639	0.329
6	29	LODGE	26.889	29	LODGE	51.880	72	BEHAN	29.999	6	29	LODGE	1:48.734	1:49.188	0.454
7	87	COSTELLO	26.963	66	HAYWARD	51.923	10	SUTHERLAND	30.194	7	87	COSTELLO	1:49.211	1:49.421	0.210
8	10	SUTHERLAND	27.097	87	COSTELLO	51.946	87	COSTELLO	30.302	8	66	HAYWARD	1:49.347	1:49.466	0.119
9	66	HAYWARD	27.118	2	STEWART	51.956	66	HAYWARD	30.306	9	2	STEWART	1:49.486	1:49.486	0.000
10	2	STEWART	27.136	53	LEWIS	52.046	27	GREEN	30.331	10	53	LEWIS	1:49.620	1:50.067	0.447
11	44	HODSON	27.227	44	HODSON	52.171	53	LEWIS	30.346	11	44	HODSON	1:49.839	1:50.276	0.437
12	53	LEWIS	27.228	4	WAKEFIELD	52.411	2	STEWART	30.394	12	10	SUTHERLAND	1:49.945	1:50.035	0.090
13	4	WAKEFIELD	27.251	52	BLACKLOCK	52.501	44	HODSON	30.441	13	4	WAKEFIELD	1:50.311	1:50.383	0.072
14	52	BLACKLOCK	27.268	46	WALKER	52.653	16	HORSMAN	30.616	14	52	BLACKLOCK	1:50.418	1:50.827	0.409
15	20	HODSON	27.281	10	SUTHERLAND	52.654	86	HARVEY	30.637	15	27	GREEN	1:50.901	1:51.002	0.101
16	28	VINCENT	27.315	96	SAXELBY	52.772	4	WAKEFIELD	30.649	16	20	HODSON	1:50.964	1:51.106	0.142
17	16	HORSMAN	27.426	20	HODSON	52.808	52	BLACKLOCK	30.649	17	96	SAXELBY	1:51.039	1:51.242	0.203
18	41	WINFIELD	27.436	19	HILL	52.869	46	WALKER	30.667	18	46	WALKER	1:51.109	1:51.109	0.000
19	96	SAXELBY	27.541	41	WINFIELD	52.924	96	SAXELBY	30.726	19	41	WINFIELD	1:51.147	1:51.308	0.161
20	27	GREEN	27.573	27	GREEN	52.997	41	WINFIELD	30.787	20	28	VINCENT	1:51.264	1:51.745	0.481
21	86	HARVEY	27.620	71	REID	53.084	28	VINCENT	30.831	21	19	HILL	1:51.367	1:51.579	0.212
22	19	HILL	27.638	28	VINCENT	53.118	19	HILL	30.860	22	86	HARVEY	1:51.526	1:51.813	0.287
23	46	WALKER	27.789	86	HARVEY	53.269	20	HODSON	30.875	23	16	HORSMAN	1:51.617	1:51.812	0.195
24	71	REID	27.833	16	HORSMAN	53.575	94	HORNSEY	31.032	24	71	REID	1:52.203	1:52.287	0.084
25	94	HORNSEY	27.844	94	HORNSEY	54.052	69	HARLAND	31.083	25	94	HORNSEY	1:52.928	1:53.189	0.261
26	24	BARRETT	27.962	69	HARLAND	54.079	17	McPHEE	31.201	26	69	HARLAND	1:53.335	1:53.335	0.000
27	26	McALEER	28.070	24	BARRETT	54.260	71	REID	31.286	27	24	BARRETT	1:53.816	1:53.816	0.000
28	11	WEEDEN	28.085	11	WEEDEN	54.282	99	WYATT	31.324	28	11	WEEDEN	1:53.969	1:54.354	0.385
29	69	HARLAND	28.173	22	PAULO	54.435	22	PAULO	31.399	29	22	PAULO	1:54.060	1:54.078	0.018
30	22	PAULO	28.226	17	McPHEE	54.573	26	McALEER	31.420	30	26	McALEER	1:54.128	1:54.308	0.180
31	9	CAMPBELL	28.471	26	McALEER	54.638	24	BARRETT	31.594	31	17	McPHEE	1:54.476	1:54.572	0.096
32	5	DOUGHTY	28.550	5	DOUGHTY	55.022	11	WEEDEN	31.602	32	99	WYATT	1:55.189	1:55.265	0.076
33	17	McPHEE	28.702	99	WYATT	55.126	5	DOUGHTY	31.822	33	5	DOUGHTY	1:55.394	1:56.048	0.654
34	99	WYATT	28.739	9	CAMPBELL	55.514	9	CAMPBELL	32.183	34	9	CAMPBELL	1:56.168	1:56.604	0.436
35	91	STANFORD	29.356	91	STANFORD	55.520	91	STANFORD	32.205	35	91	STANFORD	1:57.081	1:57.144	0.063
36	21	STANFORD	29.364	21	STANFORD	56.522	21	STANFORD	32.226	36	21	STANFORD	1:58.112	1:58.289	0.177
37	12	RENDELL	29.672	12	RENDELL	59.829	12	RENDELL	33.263	37	12	RENDELL	2:02.764		
												Perfect Lap	1:47.340		

Oulton Park International
Circuit Length = 2.6920 miles
Start: 13:45 End: 14:21

Weather / Track : Bright / Dry

www.tsl-timing.com

Printed - 14.29 Sunday, 03 May 2009

**2009 Relentless British 125GP Championship & ACU Academy Cup
QUALIFYING 2 - COMBINED CLASSIFICATION**

POS	NO	CL	NAME	ENTRY	FIRST		SECOND		GAP	DIFF
					TIME	LAPS	TIME	LAPS		
1	6		Martin GLOSSOP	Seel Honda - KRP / Bradley Smith Racing	1:48.042	9	1:47.426	13		
2	50	C	Tim HASTINGS	Honda - KRP / Bradley Smith Racing	1:47.947	13	1:47.802	11	0.376	0.376
3	72		Connor BEHAN	Honda - SP125 / Express Forklifts	1:48.639	11	1:47.915	11	0.489	0.113
4	13		Rob GUIVER	Honda - SP125 / RG Racing	1:48.238	13	1:48.206	14	0.780	0.291
5	61		Paul JORDAN	Honda - KRP / Bradley Smith Racing	1:48.423	12	1:49.952	8	0.997	0.217
6	87		Lee COSTELLO	Honda - Vent-Axia / www.sp125racing.com	1:49.421	11	1:48.935	12	1.509	0.512
7	2		Robbie STEWART	Honda - Repli-Cast UK	1:49.486	12	1:48.989	9	1.563	0.054
8	29		James LODGE	Honda - KRP / Earnshaws Motorcycles	1:49.188	12	1:49.656	3	1.762	0.199
9	66		Tom HAYWARD	Honda - KRP / Daniel Hayward Racing	1:49.466	12	1:53.329	2	2.040	0.278
10	52	C	Adam BLACKLOCK	Honda - Repli-Cast UK	1:50.827	12	1:49.514	13	2.088	0.048
11	16		Shaun HORSMAN	Honda - Symitry I.T. North	1:51.812	4	1:49.611	10	2.185	0.097
12	53	C	Corey LEWIS	Honda - Corey Lewis Racing	1:50.067	13	1:49.730	14	2.304	0.119
13	10	C	Peter SUTHERLAND	Aprillia - Kinpac Racing	1:50.035	12	1:50.018	14	2.592	0.288
14	19		Michael HILL	Honda - TABOO Motorsport	1:51.579	10	1:50.120	14	2.694	0.102
15	44		Rob HODSON	Honda - JGH Racing	1:50.276	13	1:50.420	9	2.850	0.156
16	27		Catherine GREEN	Honda - www.cgracing27.co.uk	1:51.002	12	1:50.344	13	2.918	0.068
17	4		Philip WAKEFIELD	Honda - PWR / Sandbach Scrap Metal	1:50.383	12	1:50.946	12	2.957	0.039
18	94	C	Sam HORNSEY	Honda - Team Hornsey Steels	1:53.189	11	1:50.385	13	2.959	0.002
19	96		Ryan SAXELBY	Honda - KRP / Bradley Smith Racing	1:51.242	11	1:50.800	3	3.374	0.415
20	17	C	John McPHEE	Honda - McPhee Racing	1:54.572	9	1:50.918	14	3.492	0.118
21	20		Jamie HODSON	Honda - JGH Racing	1:51.106	8	1:52.474	12	3.680	0.188
22	46	C	Ross WALKER	Honda - Ross Walker Racing	1:51.109	11	1:52.771	13	3.683	0.003
23	41	C	Shaun WINFIELD	Honda - TAG Triumph	1:51.308	12	1:51.819	10	3.882	0.199
24	28		Jon VINCENT	Honda - Molly / GRF Heavy Transport	1:51.745	11	1:52.097	13	4.319	0.437
25	86		Luke HARVEY	Honda - RV Racing	1:51.813	12	1:55.131	2	4.387	0.068
26	71	C	Andy REID	Honda - Motrac Racing	1:52.287	11	1:51.862	9	4.436	0.049
27	69	C	Joshua HARLAND	Honda -	1:53.335	10	1:51.904	13	4.478	0.042
28	22	C	Matthew PAULO	Honda - Paulo Racing	1:54.078	9	1:52.853	9	5.427	0.949
29	26	C	Nicole McALEER	Honda - Megabikes.ie	1:54.308	10	1:53.457	11	6.031	0.604
30	24		Ben BARRETT	Honda - SP125Racing / Lowerdale Autos	1:53.816	9	1:53.916	12	6.390	0.359
31	11	C	Tom WEEDEN	Honda - TABOO Motorsport Junior Team	1:54.354	11	1:54.165	12	6.739	0.349
32	91		Ian STANFORD	Honda - Stanford Racing	1:57.144	9	1:54.794	10	7.368	0.629
33	99	C	Kasey WYATT	Honda - Repli-Cast UK	1:55.265	12	1:55.395	12	7.839	0.471
34	5	C	Tomas DOUGHTY	Honda - TopGear Racing	1:56.048	9	3:05.193	3	8.622	0.783
35	9	C	Niall CAMPBELL	Honda - Kinpac Racing	1:56.604	10	1:56.746	9	9.178	0.556
36	21		Tom STANFORD	Honda - Stanford Racing	1:58.289	3	1:57.229	11	9.803	0.625

QUALIFICATION MAXIMA (110% of 1:47.426) = 1:58.168

DNQ	12		Edward RENDELL	Honda - Team Aztec GP		1		0		
-----	----	--	-----------------------	-----------------------	--	---	--	---	--	--

Weather / Track : Sunny / Dry

These results are provisional until the conclusion of any judicial and technical matters.

Oulton Park International
Circuit Length = 2.6920 miles
Start: 17:57 End: 18:24

Race Director :	Stewards :	Timekeeper :

MCRCB BULLETIN TK063

2009 Relentless British 125GP Championship & ACU Academy Cup QUALIFYING 2 - CLASSIFICATION

POS	NO	CL	NAME	ENTRY	TIME	ON	LAPS	GAP	DIFF	MPH
1	6		Martin GLOSSOP	Seel Honda - KRP / Bradley Smith Racing	1:47.426	10	13			90.21
2	50	C	Tim HASTINGS	Honda - KRP / Bradley Smith Racing	1:47.802	10	11	0.376	0.376	89.89
3	72		Connor BEHAN	Honda - SP125 / Express Forklifts	1:47.915	11	11	0.489	0.113	89.80
4	13		Rob GUIVER	Honda - SP125 / RG Racing	1:48.206	8	14	0.780	0.291	89.56
5	87		Lee COSTELLO	Honda - Vent-Axia / www.sp125racing.com	1:48.935	6	12	1.509	0.729	88.96
6	2		Robbie STEWART	Honda - Repli-Cast UK	1:48.989	9	9	1.563	0.054	88.91
7	52	C	Adam BLACKLOCK	Honda - Repli-Cast UK	1:49.514	13	13	2.088	0.525	88.49
8	16		Shaun HORSMAN	Honda - Symitry I.T. North	1:49.611	10	10	2.185	0.097	88.41
9	29		James LODGE	Honda - KRP / Earnshaws Motorcycles	1:49.656	3	3	2.230	0.045	88.37
10	53	C	Corey LEWIS	Honda - Corey Lewis Racing	1:49.730	8	14	2.304	0.074	88.31
11	61		Paul JORDAN	Honda - KRP / Bradley Smith Racing	1:49.952	4	8	2.526	0.222	88.14
12	10	C	Peter SUTHERLAND	Aprillia - Kinpac Racing	1:50.018	11	14	2.592	0.066	88.08
13	19		Michael HILL	Honda - TABOO Motorsport	1:50.120	8	14	2.694	0.102	88.00
14	27		Catherine GREEN	Honda - www.cgracing27.co.uk	1:50.344	13	13	2.918	0.224	87.82
15	94	C	Sam HORNSEY	Honda - Team Hornsey Steels	1:50.385	13	13	2.959	0.041	87.79
16	44		Rob HODSON	Honda - JGH Racing	1:50.420	5	9	2.994	0.035	87.76
17	96		Ryan SAXELBY	Honda - KRP / Bradley Smith Racing	1:50.800	3	3	3.374	0.380	87.46
18	17	C	John McPHEE	Honda - McPhee Racing	1:50.918	11	14	3.492	0.118	87.37
19	4		Philip WAKEFIELD	Honda - PWR / Sandbach Scrap Metal	1:50.946	11	12	3.520	0.028	87.35
20	41	C	Shaun WINFIELD	Honda - TAG Triumph	1:51.819	9	10	4.393	0.873	86.66
21	71	C	Andy REID	Honda - Motrac Racing	1:51.862	8	9	4.436	0.043	86.63
22	69	C	Joshua HARLAND	Honda -	1:51.904	11	13	4.478	0.042	86.60
23	28		Jon VINCENT	Honda - Molly / GRF Heavy Transport	1:52.097	7	13	4.671	0.193	86.45
24	20		Jamie HODSON	Honda - JGH Racing	1:52.474	7	12	5.048	0.377	86.16
25	46	C	Ross WALKER	Honda - Ross Walker Racing	1:52.771	10	13	5.345	0.297	85.93
26	22	C	Matthew PAULO	Honda - Paulo Racing	1:52.853	8	9	5.427	0.082	85.87
27	66		Tom HAYWARD	Honda - KRP / Daniel Hayward Racing	1:53.329	2	2	5.903	0.476	85.51
28	26	C	Nicole McALEER	Honda - Megabikes.ie	1:53.457	7	11	6.031	0.128	85.41
29	24		Ben BARRETT	Honda - SP125Racing / Lowerdale Autos	1:53.916	7	12	6.490	0.459	85.07
30	11	C	Tom WEEDEN	Honda - TABOO Motorsport Junior Team	1:54.165	5	12	6.739	0.249	84.88
31	91		Ian STANFORD	Honda - Stanford Racing	1:54.794	8	10	7.368	0.629	84.42
32	86		Luke HARVEY	Honda - RV Racing	1:55.131	2	2	7.705	0.337	84.17
33	99	C	Kasey WYATT	Honda - Repli-Cast UK	1:55.395	12	12	7.969	0.264	83.98
34	9	C	Niall CAMPBELL	Honda - Kinpac Racing	1:56.746	5	9	9.320	1.351	83.01
35	21		Tom STANFORD	Honda - Stanford Racing	1:57.229	3	11	9.803	0.483	82.66
36	5	C	Tomas DOUGHTY	Honda - TopGear Racing	3:05.193	2	3	1:17.767	1:07.964	52.33

Weather / Track : Sunny / Dry

These results are provisional until the conclusion of any judicial and technical matters.

Oulton Park International
Circuit Length = 2.6920 miles
Start: 17:57 End: 18:24

Race Director :	Stewards :	Timekeeper :

MCRCB BULLETIN TK064

2009 Relentless British 125GP Championship & ACU Academy Cup

QUALIFYING 2 - SECTOR ANALYSIS

2	Robbie STEWART				Repli-Cast UK										
1-	Out	108.9	58.951	98.7	32.783	100.5	2:02.818	6-	<i>27.076</i>	116.1	59.733	97.8	In	2:09.570 P	
2-	28.258	114.5	56.744	97.4	31.993	105.8	1:56.995	7-	Out	108.2	55.445	99.3	31.371	105.5	10:44.897
3-	27.914	<i>116.5</i>	54.971	101.2	31.440	106.9	1:54.325	8-	27.332	113.2	52.458	<i>102.9</i>	30.953	104.4	1:50.743
4-	27.651	114.7	53.998	102.8	30.762	<i>109.3</i>	1:52.411	9-	27.244	115.1	<i>51.597</i>	102.6	<i>30.148</i>	107.9	1:48.989
5-	27.967	115.3	54.262	100.5	30.894	106.7	1:53.123								
4	Philip WAKEFIELD				PWR / Sandbach Scrap Metal										
1-	Out	97.8	59.174	97.8	32.113	102.6	2:04.626	7-	Out	105.8	54.948	98.3	30.840	103.6	3:55.798
2-	28.430	111.3	54.117	98.3	31.381	103.6	1:53.928	8-	27.944	110.6	53.016	98.4	30.915	104.0	1:51.875
3-	27.885	<i>112.4</i>	53.813	98.0	31.163	103.4	1:52.861	9-	28.331	109.1	52.667	97.7	30.922	102.0	1:51.920
4-	27.925	111.3	53.160	<i>99.0</i>	31.042	<i>104.4</i>	1:52.127	10-	27.731	109.7	53.162	97.7	31.018	102.5	1:51.911
5-	27.912	110.6	53.690	98.0	31.038	104.0	1:52.640	11-	27.699	108.6	<i>52.658</i>	97.5	<i>30.589</i>	102.3	1:50.946
6-	<i>27.618</i>	110.6	53.681	95.9	In		2:01.569 P	12-	27.747	108.9	52.754	<i>99.0</i>	30.650	103.2	1:51.151
5	Tomas DOUGHTY				C TopGear Racing										
1-	Out	60.5	1:28.601	55.2	<i>49.323</i>	<i>66.3</i>	3:03.847	3-	<i>43.664</i>	<i>69.5</i>	1:30.905	<i>55.7</i>	In	3:10.321 P	
2-	47.076	62.8	<i>1:27.153</i>	54.8	50.964	61.8	3:05.193								
6	Martin GLOSSOP				KRP / Bradley Smith Racing										
1-	Out	117.9	57.169	104.0	31.374	111.5	1:56.506	8-	27.062	119.6	51.961	106.5	29.978	112.6	1:49.001
2-	28.613	116.3	52.743	<i>107.7</i>	30.489	112.6	1:51.845	9-	26.759	119.4	52.717	104.7	29.937	111.5	1:49.413
3-	27.150	120.3	51.820	107.0	30.444	113.0	1:49.414	10-	<i>26.542</i>	<i>120.5</i>	<i>51.127</i>	107.2	<i>29.757</i>	<i>113.4</i>	1:47.426
4-	26.988	119.6	52.274	100.0	30.990	112.2	1:50.252	11-	35.240	35.6	57.784	106.7	30.210	112.4	2:03.234
5-	26.954	119.6	51.394	106.7	30.070	112.2	1:48.418	12-	27.133	118.8	51.563	107.2	29.854	112.4	1:48.550
6-	27.184	119.2	52.592	104.9	In		1:55.908 P	13-	26.976	118.1	51.233	106.7	29.762	112.6	1:47.971
7-	Out	119.0	52.326	106.9	30.287	112.4	3:58.353								
9	Niall CAMPBELL				C Kinpac Racing										
1-	Out	105.8	58.437	<i>98.0</i>	32.865	99.6	2:01.613	6-	29.011	109.7	56.329	96.8	<i>32.013</i>	<i>101.8</i>	1:57.353
2-	<i>28.960</i>	<i>110.9</i>	57.175	95.2	In		2:06.722 P	7-	29.059	110.2	<i>55.508</i>	97.0	32.429	<i>101.8</i>	1:56.996
3-	Out	103.2	59.102	96.1	33.017	100.2	7:39.413	8-	29.404	109.5	56.368	95.2	In	2:06.105 P	
4-	29.428	108.9	56.218	96.8	32.655	101.1	1:58.301	9-	Out	105.8	57.438	96.3	32.418	100.8	3:19.558
5-	28.994	110.6	55.601	97.5	32.151	<i>101.8</i>	1:56.746								
10	Peter SUTHERLAND				C Kinpac Racing										
1-	Out	117.7	57.059	<i>106.7</i>	36.209	78.5	2:00.984	8-	27.416	116.9	53.011	104.0	30.174	110.9	1:50.601
2-	29.883	115.3	54.716	104.5	31.251	109.3	1:55.850	9-	27.167	117.7	52.934	103.9	30.393	110.7	1:50.494
3-	27.737	<i>120.3</i>	54.350	104.0	32.340	110.0	1:54.427	10-	27.178	111.7	53.269	102.9	30.132	109.5	1:50.579
4-	27.554	117.3	54.595	102.9	30.836	110.6	1:52.985	11-	<i>26.954</i>	118.4	52.728	103.4	30.336	110.4	1:50.018
5-	27.510	116.3	54.067	103.6	30.579	109.3	1:52.156	12-	27.287	116.9	<i>52.373</i>	104.5	30.635	110.9	1:50.295
6-	27.062	118.8	53.774	101.5	30.647	109.3	1:51.483	13-	27.331	115.5	52.771	105.2	30.118	110.4	1:50.220
7-	27.153	118.1	53.037	104.7	30.338	110.6	1:50.528	14-	27.395	116.5	53.046	105.0	<i>29.892</i>	<i>111.8</i>	1:50.333
11	Tom WEEDEN				C TABOO Motorsport Junior Team										
1-	Out	110.2	57.937	101.8	33.267	101.4	1:59.557	7-	28.173	116.1	54.567	102.1	31.669	106.0	1:54.409
2-	29.543	109.8	56.061	<i>103.2</i>	31.748	107.5	1:57.352	8-	28.323	116.1	<i>54.384</i>	101.7	32.299	107.4	1:55.006
3-	28.244	<i>117.5</i>	55.272	102.3	33.020	107.7	1:56.536	9-	28.712	116.5	54.624	101.7	32.060	104.9	1:55.396
4-	28.729	116.3	54.619	101.8	31.851	107.0	1:55.199	10-	29.119	113.7	56.424	100.3	In	2:05.787 P	
5-	28.126	115.1	54.432	101.4	<i>31.607</i>	<i>107.9</i>	1:54.165	11-	Out	82.8	57.076	99.6	In	3:11.661 P	
6-	<i>27.992</i>	116.7	54.995	101.7	31.758	106.0	1:54.745	12-	Out	115.5	56.057	99.9	32.431	105.5	2:25.028
13	Rob GUIVER				SP125 / RG Racing										
1-	Out	108.4	56.897	102.9	32.228	106.7	1:58.308	8-	26.983	<i>116.7</i>	51.375	103.2	<i>29.848</i>	108.1	1:48.206
2-	28.237	115.1	53.039	103.7	30.586	106.7	1:51.862	9-	<i>26.976</i>	116.3	<i>51.354</i>	103.7	29.999	107.2	1:48.329
3-	27.437	115.3	54.041	103.1	30.223	<i>108.4</i>	1:51.701	10-	27.291	114.1	51.858	101.2	30.206	106.7	1:49.355
4-	27.185	116.1	52.548	101.1	30.622	<i>107.4</i>	1:50.355	11-	27.150	114.1	51.533	102.9	29.932	107.7	1:48.615
5-	27.195	115.3	52.156	93.7	31.639	107.9	1:50.990	12-	28.183	113.2	52.022	102.1	30.242	107.0	1:50.447
6-	27.110	<i>116.7</i>	51.597	103.2	29.915	108.2	1:48.622	13-	27.030	113.6	51.362	103.1	30.050	107.4	1:48.442
7-	27.159	114.5	52.136	<i>104.0</i>	30.848	107.5	1:50.143	14-	27.346	113.6	51.450	102.9	30.068	108.2	1:48.864
16	Shaun HORSMAN				Symitry I.T. North										
1-	Out	102.9	1:00.164	91.1	33.349	97.0	2:04.088	6-	Out	110.0	55.049	101.2	30.773	105.5	6:28.079

Oulton Park International
Circuit Length = 2.6920 miles
Start: 17:57 End: 18:24

Weather / Track : Sunny / Dry

MCRCB BULLETIN TK064

2009 Relentless British 125GP Championship & ACU Academy Cup

QUALIFYING 2 - SECTOR ANALYSIS

2-	30.881	101.8	57.707	99.6	32.103	97.5	2:00.691	7-	2:10.368	<i>113.6</i>	52.811	100.0	30.306	105.3	3:33.485
3-	29.382	112.4	56.020	93.7	31.470	106.3	1:56.872	8-	<i>27.334</i>	112.6	52.197	100.5	30.225	105.5	1:49.756
4-	27.568	113.0	52.937	<i>102.7</i>	30.904	<i>106.5</i>	1:51.409	9-	27.796	109.3	52.583	100.8	30.391	104.2	1:50.770
5-	27.718	112.6	1:14.626	50.1	In		2:37.058 P	10-	27.392	110.7	<i>52.113</i>	100.9	<i>30.106</i>	105.2	<i>1:49.611</i>
17	John McPHEE		C McPhee Racing												
1-	Out	83.5	57.938	98.7	32.188	105.0	1:59.672	8-	27.976	113.2	53.099	100.0	30.615	105.5	1:51.690
2-	28.921	110.4	55.653	96.4	31.311	105.2	1:55.885	9-	27.773	113.4	53.748	101.4	31.328	104.9	1:52.849
3-	28.618	112.0	53.844	100.2	31.074	<i>106.5</i>	1:53.536	10-	27.803	112.2	52.788	100.3	30.655	105.3	1:51.246
4-	28.013	111.3	58.182	83.1	31.695	105.2	1:57.890	11-	<i>27.738</i>	112.6	<i>52.728</i>	100.9	<i>30.452</i>	106.0	<i>1:50.918</i>
5-	28.196	111.3	54.077	100.3	30.744	105.7	1:53.017	12-	27.857	112.0	52.843	99.4	30.652	105.2	1:51.352
6-	28.132	111.3	53.124	<i>101.5</i>	31.537	103.9	1:52.793	13-	27.978	111.5	52.993	101.2	30.712	105.8	1:51.683
7-	28.030	<i>115.5</i>	59.514	92.2	31.067	105.0	1:58.611	14-	27.812	110.4	52.802	100.5	30.618	105.3	1:51.232
19	Michael HILL		TABOO Motorsport												
1-	Out	115.7	54.905	101.8	32.741	106.2	1:53.578	8-	27.355	117.9	52.305	103.4	<i>30.460</i>	107.7	<i>1:50.120</i>
2-	28.241	115.5	53.438	103.7	31.652	107.9	1:53.331	9-	27.439	116.7	52.281	103.2	30.502	108.1	1:50.222
3-	27.909	117.9	53.292	103.1	30.941	107.5	1:52.142	10-	27.684	114.9	52.335	103.9	30.535	107.7	1:50.554
4-	27.601	116.7	54.033	96.8	32.536	<i>110.0</i>	1:54.170	11-	27.401	115.1	53.109	99.7	31.253	107.4	1:51.763
5-	27.453	116.9	52.822	103.7	30.551	106.7	1:50.826	12-	27.566	116.1	52.603	103.1	30.541	107.7	1:50.710
6-	27.459	117.9	52.373	103.9	30.584	108.8	1:50.416	13-	27.525	115.1	<i>52.034</i>	103.6	30.788	105.5	1:50.347
7-	<i>27.346</i>	<i>118.6</i>	53.600	<i>104.2</i>	31.073	107.7	1:52.019	14-	28.094	109.5	53.260	102.9	30.782	107.9	1:52.136
20	Jamie HODSON		JGH Racing												
1-	Out	105.8	58.990	<i>101.8</i>	32.605	104.2	2:00.154	7-	27.888	115.7	53.282	101.1	31.304	105.2	<i>1:52.474</i>
2-	28.876	114.5	55.635	101.5	31.848	106.2	1:56.359	8-	27.839	113.9	<i>53.208</i>	100.3	31.473	104.9	1:52.520
3-	29.252	115.5	55.362	100.0	32.824	106.2	1:57.438	9-	28.201	112.4	54.066	98.3	In		2:05.271 P
4-	28.806	114.1	53.985	101.5	32.250	<i>106.3</i>	1:55.041	10-	Out	108.6	55.626	98.0	32.532	101.8	3:09.390
5-	<i>27.837</i>	115.1	54.022	101.5	31.904	104.7	1:53.763	11-	28.917	112.4	54.798	94.7	In		2:12.213 P
6-	28.089	<i>115.9</i>	53.457	100.8	<i>31.119</i>	105.2	1:52.665	12-	Out	107.7	55.817	96.1	32.478	101.7	2:09.963
21	Tom STANFORD		Stanford Racing												
1-	Out	106.5	57.334	92.6	32.717	100.2	1:57.324	7-	29.472	108.2	56.494	94.8	32.507	100.9	1:58.473
2-	29.530	107.4	56.669	95.7	32.326	100.2	1:58.525	8-	29.372	108.4	57.414	94.8	32.417	101.1	1:59.203
3-	<i>28.829</i>	109.1	<i>56.199</i>	95.3	32.201	101.4	<i>1:57.229</i>	9-	29.427	108.9	56.223	95.5	<i>31.945</i>	101.5	1:57.595
4-	29.230	107.0	57.240	94.3	32.453	<i>101.7</i>	1:58.923	10-	29.291	107.9	57.155	93.7	In		2:06.512 P
5-	29.255	<i>109.5</i>	58.613	<i>95.9</i>	In		2:06.197 P	11-	Out	105.2	1:03.662	82.8	In		4:06.791 P
6-	Out	104.5	57.123	92.9	32.939	99.1	2:18.582								
22	Matthew PAULO		C Paulo Racing												
1-	Out	100.5	1:00.486	98.5	32.994	102.8	2:11.332	6-	<i>28.215</i>	111.5	54.314	98.8	31.485	102.6	1:54.014
2-	29.345	110.7	56.336	100.8	31.668	104.2	1:57.349	7-	30.063	108.6	57.093	98.3	31.577	103.4	1:58.733
3-	29.390	111.8	55.093	100.0	31.698	<i>105.0</i>	1:56.181	8-	28.251	<i>112.8</i>	<i>53.609</i>	101.1	<i>30.993</i>	104.5	<i>1:52.853</i>
4-	28.727	111.1	55.039	99.6	31.587	104.9	1:55.353	9-	30.235	109.3	57.207	99.1	In		2:10.816 P
5-	28.305	111.7	54.284	<i>101.2</i>	31.215	104.5	1:53.804								
24	Ben BARRETT		SP125Racing / Lowerdale Autos												
1-	Out	113.4	58.112	102.8	31.758	106.5	1:59.622	7-	<i>28.151</i>	115.1	54.331	102.0	31.434	105.7	<i>1:53.916</i>
2-	28.707	116.1	56.006	102.3	31.720	105.5	1:56.433	8-	28.267	114.1	<i>54.197</i>	101.4	31.600	104.7	1:54.064
3-	28.212	<i>116.3</i>	55.155	<i>103.7</i>	32.772	106.2	1:56.139	9-	28.709	113.4	54.795	100.5	In		2:04.164 P
4-	28.704	114.5	54.873	102.6	31.733	<i>107.4</i>	1:55.310	10-	Out	111.8	55.755	100.3	32.078	104.7	3:48.576
5-	28.364	113.2	54.737	102.3	31.459	105.7	1:54.560	11-	28.802	112.6	54.736	100.8	31.802	104.0	1:55.340
6-	28.725	112.8	54.809	100.6	31.668	105.5	1:55.202	12-	28.467	112.2	54.453	101.1	<i>31.339</i>	105.2	1:54.259
26	Nicole McALEER		C Megabikes.ie												
1-	Out	110.7	58.925	100.5	33.070	102.9	2:00.161	7-	28.168	114.7	<i>53.934</i>	<i>102.0</i>	<i>31.355</i>	106.5	<i>1:53.457</i>
2-	28.879	<i>115.3</i>	1:03.574	95.3	In		2:17.116 P	8-	28.645	112.0	55.545	101.1	In		2:03.785 P
3-	Out	111.7	56.754	101.5	31.535	106.7	4:08.954	9-	Out	112.8	54.781	101.5	31.784	104.9	3:45.787
4-	28.497	114.1	55.145	101.7	31.578	105.3	1:55.220	10-	28.187	114.3	54.190	101.7	31.490	103.4	1:53.867
5-	<i>28.154</i>	113.6	54.263	101.5	31.651	105.7	1:54.068	11-	28.495	112.8	54.564	101.4	31.689	<i>106.9</i>	1:54.748
6-	28.159	114.1	54.323	100.6	31.406	106.0	1:53.888								
27	Catherine GREEN		www.cgracing27.co.uk												
1-	Out	113.0	57.851	102.5	32.173	101.1	1:58.436	8-	27.904	114.3	52.930	103.4	30.837	107.9	1:51.671

Oulton Park International
Circuit Length = 2.6920 miles
Start: 17:57 End: 18:24

Weather / Track : Sunny / Dry

MCRCB BULLETIN TK064

2009 Relentless British 125GP Championship & ACU Academy Cup

QUALIFYING 2 - SECTOR ANALYSIS

2-	29.065	<i>116.1</i>	54.862	<i>103.9</i>	32.020	108.6	1:55.947	9-	27.793	115.1	52.863	102.9	30.845	108.4	1:51.501
3-	28.885	115.5	56.072	103.4	In		2:03.832 P	10-	27.888	114.3	1:04.231	97.7	32.002	108.1	2:04.121
4-	Out	113.0	54.546	102.6	31.355	108.6	2:24.068	11-	27.842	115.1	52.963	103.4	30.742	107.7	1:51.547
5-	28.218	114.5	54.096	103.1	31.483	108.2	1:53.797	12-	27.646	114.7	52.650	103.2	30.659	108.9	1:50.955
6-	28.207	114.9	53.827	102.9	31.324	107.9	1:53.358	13-	<i>27.396</i>	115.3	<i>52.559</i>	<i>103.9</i>	<i>30.389</i>	<i>109.7</i>	<i>1:50.344</i>
7-	28.053	115.3	53.375	103.4	30.879	108.4	1:52.307								
28	Jon VINCENT Molly / GRF Heavy Transport														
1-	Out	108.4	58.089	100.8	32.131	105.5	2:00.430	8-	<i>27.730</i>	<i>117.3</i>	1:06.493	75.1	36.237	103.1	2:10.460
2-	28.695	114.5	55.551	102.0	31.093	108.2	1:55.339	9-	28.185	113.7	54.211	101.4	31.093	<i>108.8</i>	1:53.489
3-	28.187	116.7	54.978	102.6	In		2:01.647 P	10-	27.947	113.9	53.708	99.9	31.155	104.0	1:52.810
4-	Out	112.8	54.242	100.8	31.481	104.0	2:24.700	11-	28.751	107.0	53.731	100.3	31.004	105.0	1:53.486
5-	28.043	116.7	53.433	101.4	31.134	<i>108.8</i>	1:52.610	12-	28.145	110.2	53.518	100.5	31.040	105.7	1:52.703
6-	28.348	115.1	54.185	98.0	31.128	106.5	1:53.661	13-	28.357	113.0	<i>53.347</i>	<i>102.8</i>	31.136	104.4	1:52.840
7-	27.949	115.5	53.385	102.1	<i>30.763</i>	108.4	<i>1:52.097</i>								
29	James LODGE KRP / Earnshaws Motorcycles														
1-	Out	<i>117.1</i>	54.700	103.2	30.611	108.1	1:51.073	3-	27.683	116.1	<i>51.737</i>	<i>103.6</i>	<i>30.236</i>	<i>110.0</i>	<i>1:49.656</i>
2-	27.436	115.9	52.481	102.6	30.797	108.1	1:50.714								
41	Shaun WINFIELD C TAG Triumph														
1-	Out	107.9	58.822	99.6	31.640	102.1	1:59.425	6-	29.900	104.9	56.493	80.5	In		2:06.841 P
2-	28.192	<i>115.1</i>	53.856	<i>102.1</i>	<i>30.780</i>	105.0	1:52.828	7-	Out	111.3	54.152	101.5	31.463	105.0	4:52.588
3-	27.771	114.1	53.654	102.0	30.916	105.0	1:52.341	8-	27.842	113.4	53.459	100.5	31.038	<i>105.3</i>	1:52.339
4-	28.079	114.9	53.905	101.1	31.341	104.5	1:53.325	9-	<i>27.607</i>	112.8	<i>53.163</i>	101.4	31.049	104.7	<i>1:51.819</i>
5-	28.307	111.1	53.858	99.7	31.383	103.4	1:53.548	10-	28.357	112.6	56.202	91.6	In		2:06.028 P
44	Rob HODSON JGH Racing														
1-	Out	112.0	54.775	100.6	30.933	103.9	1:53.544	6-	27.263	<i>115.5</i>	52.826	100.2	30.679	104.5	1:50.768
2-	27.873	113.9	52.916	100.2	30.893	104.9	1:51.682	7-	27.392	114.3	53.658	98.8	31.444	104.9	1:52.494
3-	27.499	114.7	53.333	101.1	30.948	105.5	1:51.780	8-	27.408	<i>115.5</i>	<i>52.154</i>	<i>102.5</i>	In		1:55.279 P
4-	27.561	114.7	54.256	97.3	31.621	<i>106.5</i>	1:53.438	9-	Out	113.0	52.916	98.7	30.586	103.7	4:10.132
5-	<i>27.179</i>	<i>115.5</i>	52.678	98.8	<i>30.563</i>	103.9	<i>1:50.420</i>								
46	Ross WALKER C Ross Walker Racing														
1-	Out	107.4	57.726	100.0	32.584	105.7	2:00.994	8-	28.937	<i>112.6</i>	54.156	100.3	31.368	105.0	1:54.461
2-	29.066	111.8	56.521	100.5	31.246	104.9	1:56.833	9-	28.639	111.1	55.347	99.9	31.755	105.0	1:55.741
3-	28.510	<i>112.6</i>	55.138	<i>101.7</i>	32.041	<i>106.0</i>	1:55.689	10-	28.439	111.3	<i>53.295</i>	99.4	<i>31.037</i>	103.4	<i>1:52.771</i>
4-	28.945	111.5	55.083	100.9	31.382	<i>106.0</i>	1:55.410	11-	28.248	111.1	53.727	98.7	31.216	104.0	1:53.191
5-	28.933	111.7	54.591	100.6	31.197	105.2	1:54.721	12-	<i>28.155</i>	110.6	54.637	98.8	31.153	103.2	1:53.945
6-	28.855	111.1	54.668	100.0	31.146	103.4	1:54.669	13-	28.333	110.7	53.550	99.7	31.407	103.1	1:53.290
7-	28.269	112.2	53.795	100.3	31.728	102.9	1:53.792								
50	Tim HASTINGS C KRP / Bradley Smith Racing														
1-	Out	116.1	55.501	105.2	31.271	108.1	1:57.535	7-	Out	115.3	52.356	105.0	30.177	109.5	3:45.663
2-	28.089	117.5	54.628	105.8	30.948	110.6	1:53.665	8-	27.161	117.9	51.847	105.7	30.048	110.0	1:49.056
3-	27.549	118.1	52.507	106.5	30.233	110.4	1:50.289	9-	<i>26.864</i>	<i>118.4</i>	51.182	105.8	29.831	110.2	1:47.877
4-	27.178	117.3	52.464	106.2	30.457	<i>111.3</i>	1:50.099	10-	26.968	117.3	<i>51.115</i>	<i>106.9</i>	<i>29.719</i>	110.2	<i>1:47.802</i>
5-	27.886	115.9	52.527	106.5	In		1:55.364 P	11-	27.396	113.9	52.517	103.7	29.941	110.4	1:49.854
6-	Out	116.5	52.612	105.0	In		5:30.819 P								
52	Adam BLACKLOCK C Repli-Cast UK														
1-	Out	115.5	54.304	101.5	31.038	107.0	1:50.665	8-	Out	80.3	59.946	99.6	30.347	109.8	3:55.888
2-	27.662	116.7	52.965	102.6	31.129	105.7	1:51.756	9-	27.047	116.1	52.417	105.0	30.188	108.6	1:49.652
3-	27.809	118.8	52.113	104.7	<i>30.099</i>	<i>110.6</i>	1:50.021	10-	27.031	<i>119.0</i>	52.955	104.5	30.228	108.9	1:50.214
4-	<i>26.940</i>	<i>119.0</i>	52.247	102.6	30.502	107.7	1:49.689	11-	27.306	118.4	52.870	103.7	30.225	108.8	1:50.401
5-	28.590	104.5	53.713	102.6	30.605	108.2	1:52.908	12-	27.381	117.1	<i>51.874</i>	<i>105.4</i>	30.756	107.5	1:50.011
6-	27.263	118.4	52.252	103.6	30.556	108.2	1:50.071	13-	27.200	117.1	51.945	103.9	30.369	109.5	<i>1:49.514</i>
7-	29.258	102.0	56.365	93.3	In		2:04.297 P								
53	Corey LEWIS C Corey Lewis Racing														
1-	Out	109.7	55.918	102.8	30.878	109.7	1:54.441	8-	27.377	115.9	<i>52.089</i>	<i>103.6</i>	<i>30.264</i>	107.7	<i>1:49.730</i>
2-	27.849	<i>118.1</i>	53.403	103.1	30.693	<i>110.0</i>	1:51.945	9-	<i>27.220</i>	116.1	52.145	102.5	30.555	106.3	1:49.920
3-	27.469	117.3	53.893	102.3	30.697	107.9	1:52.059	10-	27.580	113.9	52.888	101.7	30.601	106.7	1:51.069

Oulton Park International
Circuit Length = 2.6920 miles
Start: 17:57 End: 18:24

Weather / Track : Sunny / Dry

MCRCB BULLETIN TK064

2009 Relentless British 125GP Championship & ACU Academy Cup

QUALIFYING 2 - SECTOR ANALYSIS

4-	27.959	114.9	53.880	99.3	31.726	108.8	1:53.565	11-	27.723	113.7	54.527	97.4	31.589	105.5	1:53.839
5-	27.353	115.3	52.542	102.5	30.512	106.7	1:50.407	12-	28.013	113.4	54.369	99.7	31.294	106.2	1:53.676
6-	27.358	116.3	52.779	101.4	30.554	107.0	1:50.691	13-	28.502	111.1	55.031	97.8	30.967	105.3	1:54.500
7-	27.627	114.1	53.369	101.7	30.685	105.0	1:51.681	14-	27.643	113.7	52.982	101.2	30.409	108.2	1:51.034
61	Paul JORDAN KRP / Bradley Smith Racing														
1-	Out	106.4	55.357	103.7	30.896	108.8	1:54.409	5-	27.425	114.3	58.140	100.5	30.600	108.6	1:56.165
2-	27.573	116.3	52.439	103.4	30.600	108.9	1:50.612	6-	<i>27.157</i>	115.9	52.151	103.7	In		1:56.650 P
3-	27.510	115.3	52.240	103.2	30.395	<i>109.5</i>	1:50.145	7-	Out	114.3	53.166	102.8	30.565	108.1	3:33.862
4-	27.167	116.3	52.433	<i>103.9</i>	<i>30.352</i>	<i>109.5</i>	1:49.952	8-	27.310	<i>116.5</i>	<i>51.863</i>	102.9	In		1:56.105 P
66	Tom HAYWARD KRP / Daniel Hayward Racing														
1-	Out	117.1	57.458	104.7	31.936	110.0	1:57.565	2-	28.737	115.5	<i>53.506</i>	<i>105.2</i>	<i>31.086</i>	<i>110.7</i>	1:53.329
69	Joshua HARLAND C														
1-	Out	107.7	57.958	99.6	32.194	102.9	1:58.944	8-	28.896	112.6	54.380	99.3	In		2:01.580 P
2-	29.263	112.6	56.255	101.2	31.802	101.8	1:57.320	9-	Out	111.5	53.775	100.5	30.827	105.0	3:25.878
3-	28.381	<i>114.5</i>	54.915	<i>102.3</i>	31.767	<i>106.5</i>	1:55.063	10-	<i>27.910</i>	112.6	53.370	100.2	30.920	101.7	1:52.200
4-	28.534	113.6	53.992	101.8	31.414	103.1	1:53.940	11-	28.036	110.0	<i>53.185</i>	101.1	<i>30.683</i>	104.2	1:51.904
5-	28.203	111.7	53.742	100.6	30.687	104.2	1:52.632	12-	28.156	109.7	53.216	100.6	30.777	103.2	1:52.149
6-	28.381	111.5	53.641	100.8	31.151	103.4	1:53.173	13-	28.400	107.9	53.448	97.7	30.944	95.7	1:52.792
7-	28.317	113.4	53.359	101.2	31.403	102.6	1:53.079								
71	Andy REID C Motrac Racing														
1-	Out	108.1	57.477	99.1	32.232	102.1	1:59.682	6-	28.000	112.8	53.807	<i>100.9</i>	31.619	103.2	1:53.426
2-	29.367	113.6	55.022	99.9	31.671	105.3	1:56.060	7-	1:46.722	112.0	53.459	98.8	31.582	103.4	3:11.763
3-	28.542	113.4	55.514	100.3	32.652	105.5	1:56.708	8-	<i>27.896</i>	112.2	<i>52.767</i>	99.6	<i>31.199</i>	104.9	1:51.862
4-	28.849	<i>114.7</i>	54.520	100.5	31.626	<i>106.7</i>	1:54.995	9-	29.848	102.6	58.235	89.6	In		2:09.559 P
5-	27.913	113.9	53.994	100.6	31.501	104.0	1:53.408								
72	Connor BEHAN SP125 / Express Forklifts														
1-	Out	105.5	58.070	100.0	32.061	108.1	1:58.703	7-	26.920	113.9	51.947	100.5	30.139	105.7	1:49.006
2-	28.557	112.6	53.401	<i>103.2</i>	30.916	<i>108.2</i>	1:52.874	8-	26.933	113.4	51.705	100.8	30.433	106.0	1:49.071
3-	27.460	110.7	53.031	99.9	30.357	106.2	1:50.848	9-	27.958	109.8	54.459	97.1	31.047	105.7	1:53.464
4-	27.173	113.2	52.685	98.5	In		1:56.714 P	10-	26.665	114.1	51.543	100.6	30.137	105.3	1:48.345
5-	Out	109.7	53.452	101.2	30.379	104.7	2:08.593	11-	<i>26.558</i>	<i>114.3</i>	<i>51.309</i>	101.1	<i>30.048</i>	105.2	1:47.915
6-	4:50.317	113.0	52.979	100.3	30.921	105.7	6:14.217								
86	Luke HARVEY RV Racing														
1-	Out	114.1	56.778	99.4	31.969	105.7	1:55.921	2-	28.897	113.7	<i>54.535</i>	<i>101.4</i>	<i>31.699</i>	<i>107.0</i>	1:55.131
87	Lee COSTELLO Vent-Axia / www.sp125racing.com														
1-	Out	112.4	57.177	102.9	31.813	106.9	1:57.501	7-	27.052	116.5	52.825	100.6	30.712	106.0	1:50.589
2-	28.605	112.4	53.404	<i>103.7</i>	30.896	108.6	1:52.905	8-	27.030	114.7	51.810	101.2	30.329	108.2	1:49.169
3-	27.435	<i>116.7</i>	53.668	<i>103.7</i>	30.241	<i>109.3</i>	1:51.344	9-	<i>26.923</i>	114.7	56.796	96.6	In		2:00.360 P
4-	27.076	115.9	52.799	100.5	30.497	106.9	1:50.372	10-	Out	112.8	52.561	100.8	30.477	106.7	3:11.291
5-	27.065	115.9	51.926	101.4	<i>30.206</i>	107.9	1:49.197	11-	27.242	113.7	51.764	100.9	30.251	108.1	1:49.257
6-	26.990	115.9	<i>51.724</i>	100.6	30.221	108.1	1:48.935	12-	27.719	112.8	52.026	98.7	30.272	106.9	1:50.017
91	Ian STANFORD Stanford Racing														
1-	Out	111.3	59.049	98.5	32.459	<i>106.9</i>	2:00.233	6-	29.076	111.8	55.357	99.6	31.706	105.7	1:56.139
2-	29.645	112.4	56.137	100.0	32.138	106.0	1:57.920	7-	29.939	111.7	55.345	99.9	31.597	106.0	1:56.881
3-	28.925	<i>113.0</i>	55.755	98.8	32.747	105.5	1:57.427	8-	28.850	111.8	<i>54.477</i>	100.3	<i>31.467</i>	106.5	1:54.794
4-	29.891	<i>113.0</i>	56.335	<i>101.4</i>	In		2:05.810 P	9-	<i>28.822</i>	112.4	1:02.840	96.7	In		2:11.771 P
5-	Out	111.3	56.339	100.2	31.993	106.0	6:15.671	10-	Out	111.3	58.794	96.1	In		2:42.721 P
94	Sam HORNSEY C Team Hornsey Steels														
1-	Out	113.7	57.440	102.5	31.595	<i>108.6</i>	1:59.583	8-	27.563	116.3	53.181	101.8	30.994	107.4	1:51.738
2-	28.407	116.1	54.794	<i>104.0</i>	31.488	107.5	1:54.689	9-	27.294	116.3	52.823	101.8	30.556	107.2	1:50.673
3-	28.619	115.1	53.706	102.5	31.276	105.8	1:53.601	10-	27.324	<i>118.1</i>	54.769	99.4	30.723	106.2	1:52.816
4-	27.785	114.9	53.816	101.7	31.000	107.7	1:52.601	11-	27.342	116.5	52.716	102.5	<i>30.412</i>	107.5	1:50.470
5-	27.483	115.1	53.531	102.1	30.907	105.8	1:51.921	12-	27.437	115.7	<i>52.275</i>	103.4	30.784	106.5	1:50.496
6-	27.715	115.7	53.150	101.8	30.938	106.9	1:51.803	13-	27.290	115.9	52.603	102.3	30.492	106.5	1:50.385
7-	<i>27.284</i>	115.3	53.012	102.0	30.790	106.2	1:51.086								

Oulton Park International
Circuit Length = 2.6920 miles
Start: 17:57 End: 18:24

Weather / Track : Sunny / Dry

MCRCB BULLETIN TK064

2009 Relentless British 125GP Championship & ACU Academy Cup QUALIFYING 2 - SECTOR ANALYSIS

96		Ryan SAXELBY				KRP / Bradley Smith Racing									
1-	Out 111.7	55.253	103.9	31.318	<i>110.2</i>	1:52.848	3-	<i>27.650</i>	117.5	<i>52.504</i>	105.2	<i>30.646</i>	109.7	1:50.800	
2-	27.850	<i>118.4</i>	52.516	<i>105.5</i>	31.365	110.0	1:51.731								
99		Kasey WYATT				C Repli-Cast UK									
1-	Out 110.7	59.148	<i>101.8</i>	32.126	107.4	2:00.139	7-	Out 100.8	59.779	100.6	32.493	105.3	3:45.564		
2-	29.170	111.8	55.989	101.5	32.009	<i>107.7</i>	1:57.168	8-	28.944	113.2	56.325	101.2	32.115	105.7	1:57.384
3-	28.817	<i>114.5</i>	56.223	101.7	31.752	106.7	1:56.792	9-	29.351	112.6	56.415	<i>101.8</i>	32.181	105.8	1:57.947
4-	29.307	113.4	55.738	<i>101.8</i>	31.675	107.0	1:56.720	10-	28.855	112.8	55.912	101.4	31.706	106.2	1:56.473
5-	31.626	99.0	1:00.832	100.0	32.330	106.7	2:04.788	11-	29.343	113.0	55.538	100.9	31.823	105.7	1:56.704
6-	28.995	113.0	55.660	101.2	In		2:44.879 P	12-	<i>28.648</i>	113.0	<i>55.081</i>	101.4	<i>31.666</i>	106.7	1:55.395

MCRCB BULLETIN TK065

2009 Relentless British 125GP Championship & ACU Academy Cup

QUALIFYING 2 - SPEED TRAPS

SECTOR 1				SECTOR 2			FINISH LINE		
POS	NO	NAME	MPH	NO	NAME	MPH	NO	NAME	MPH
1	6	Martin GLOSSOP	120.5	6	Martin GLOSSOP	107.7	6	Martin GLOSSOP	113.4
2	10	Peter SUTHERLAND	120.3	50	Tim HASTINGS	106.9	10	Peter SUTHERLAND	111.8
3	52	Adam BLACKLOCK	119.0	10	Peter SUTHERLAND	106.7	50	Tim HASTINGS	111.3
4	19	Michael HILL	118.6	96	Ryan SAXELBY	105.5	66	Tom HAYWARD	110.7
5	50	Tim HASTINGS	118.4	52	Adam BLACKLOCK	105.4	52	Adam BLACKLOCK	110.6
6	66	Tom HAYWARD	118.4	66	Tom HAYWARD	105.2	96	Ryan SAXELBY	110.2
7	96	Ryan SAXELBY	118.4	19	Michael HILL	104.2	19	Michael HILL	110.0
8	53	Corey LEWIS	118.1	13	Rob GUIVER	104.0	29	James LODGE	110.0
9	94	Sam HORNSEY	118.1	94	Sam HORNSEY	104.0	53	Corey LEWIS	110.0
10	11	Tom WEEDEN	117.5	27	Catherine GREEN	103.9	27	Catherine GREEN	109.7
11	28	Jon VINCENT	117.3	61	Paul JORDAN	103.9	61	Paul JORDAN	109.5
12	29	James LODGE	117.1	87	Lee COSTELLO	103.7	2	Robbie STEWART	109.3
13	13	Rob GUIVER	116.7	29	James LODGE	103.6	87	Lee COSTELLO	109.3
14	87	Lee COSTELLO	116.7	53	Corey LEWIS	103.6	28	Jon VINCENT	108.8
15	2	Robbie STEWART	116.5	11	Tom WEEDEN	103.2	94	Sam HORNSEY	108.6
16	61	Paul JORDAN	116.5	72	Connor BEHAN	103.2	13	Rob GUIVER	108.4
17	24	Ben BARRETT	116.3	24	Ben BARRETT	103.1	72	Connor BEHAN	108.2
18	27	Catherine GREEN	116.1	2	Robbie STEWART	102.9	11	Tom WEEDEN	107.9
19	20	Jamie HODSON	115.9	28	Jon VINCENT	102.8	99	Kasey WYATT	107.7
20	17	John McPHEE	115.5	44	Rob HODSON	102.5	24	Ben BARRETT	107.4
21	44	Rob HODSON	115.5	69	Joshua HARLAND	102.3	86	Luke HARVEY	107.0
22	26	Nicole McALEER	115.3	16	Shaun HORSMAN	102.1	26	Nicole McALEER	106.9
23	86	Luke HARVEY	115.3	41	Shaun WINFIELD	102.1	91	Ian STANFORD	106.9
24	41	Shaun WINFIELD	115.1	26	Nicole McALEER	102.0	71	Andy REID	106.7
25	71	Andy REID	114.7	20	Jamie HODSON	101.8	16	Shaun HORSMAN	106.5
26	69	Joshua HARLAND	114.5	99	Kasey WYATT	101.8	17	John McPHEE	106.5
27	99	Kasey WYATT	114.5	46	Ross WALKER	101.7	44	Rob HODSON	106.5
28	72	Connor BEHAN	114.3	17	John McPHEE	101.5	69	Joshua HARLAND	106.5
29	16	Shaun HORSMAN	113.6	86	Luke HARVEY	101.4	20	Jamie HODSON	106.3
30	91	Ian STANFORD	113.0	91	Ian STANFORD	101.4	46	Ross WALKER	106.0
31	22	Matthew PAULO	112.8	22	Matthew PAULO	101.2	41	Shaun WINFIELD	105.3
32	46	Ross WALKER	112.6	71	Andy REID	100.9	22	Matthew PAULO	105.0
33	4	Philip WAKEFIELD	112.4	4	Philip WAKEFIELD	99.0	4	Philip WAKEFIELD	104.4
34	9	Niall CAMPBELL	110.9	9	Niall CAMPBELL	98.0	9	Niall CAMPBELL	101.8
35	21	Tom STANFORD	109.5	21	Tom STANFORD	95.9	21	Tom STANFORD	101.7
36	5	Tomas DOUGHTY	69.5	5	Tomas DOUGHTY	55.7	5	Tomas DOUGHTY	66.3

Weather / Track : Sunny / Dry

www.tsl-timing.com

Oulton Park International
Circuit Length = 2.6920 miles
Start: 17:57 End: 18:24

Printed - 18.31 Sunday, 03 May 2009

MCRCB BULLETIN TK066

2009 Relentless British 125GP Championship & ACU Academy Cup

QUALIFYING 2 - BEST SECTOR TIMES

SECTOR 1				SECTOR 2				SECTOR 3				IDEAL / BEST COMPARISON			
POS	NO	NAME	TIME	NO	NAME	TIME	NO	NAME	TIME	POS	NO	NAME	IDEAL	BEST	DIFF
1	6	GLOSSOP	26.542	50	HASTINGS	51.115	50	HASTINGS	29.719	1	6	GLOSSOP	1:47.426	1:47.426	0.000
2	72	BEHAN	26.558	6	GLOSSOP	51.127	6	GLOSSOP	29.757	2	50	HASTINGS	1:47.698	1:47.802	0.104
3	50	HASTINGS	26.864	72	BEHAN	51.309	13	GUIVER	29.848	3	72	BEHAN	1:47.915	1:47.915	0.000
4	87	COSTELLO	26.923	13	GUIVER	51.354	10	SUTHERLAND	29.892	4	13	GUIVER	1:48.178	1:48.206	0.028
5	29	LODGE	26.931	2	STEWART	51.597	72	BEHAN	30.048	5	2	STEWART	1:48.821	1:48.989	0.168
6	52	BLACKLOCK	26.940	87	COSTELLO	51.724	52	BLACKLOCK	30.099	6	87	COSTELLO	1:48.853	1:48.935	0.082
7	10	SUTHERLAND	26.954	29	LODGE	51.737	16	HORSMAN	30.106	7	29	LODGE	1:48.904	1:49.656	0.752
8	13	GUIVER	26.976	61	JORDAN	51.863	2	STEWART	30.148	8	52	BLACKLOCK	1:48.913	1:49.514	0.601
9	2	STEWART	27.076	52	BLACKLOCK	51.874	87	COSTELLO	30.206	9	10	SUTHERLAND	1:49.219	1:50.018	0.799
10	61	JORDAN	27.157	19	HILL	52.034	29	LODGE	30.236	10	61	JORDAN	1:49.372	1:49.952	0.580
11	44	HODSON	27.179	53	LEWIS	52.089	53	LEWIS	30.264	11	16	HORSMAN	1:49.553	1:49.611	0.058
12	53	LEWIS	27.220	16	HORSMAN	52.113	61	JORDAN	30.352	12	53	LEWIS	1:49.573	1:49.730	0.157
13	94	HORNSEY	27.284	44	HODSON	52.154	27	GREEN	30.389	13	19	HILL	1:49.840	1:50.120	0.280
14	16	HORSMAN	27.334	94	HORNSEY	52.275	94	HORNSEY	30.412	14	44	HODSON	1:49.896	1:50.420	0.524
15	19	HILL	27.346	10	SUTHERLAND	52.373	17	McPHEE	30.452	15	94	HORNSEY	1:49.971	1:50.385	0.414
16	27	GREEN	27.396	96	SAXELBY	52.504	19	HILL	30.460	16	27	GREEN	1:50.344	1:50.344	0.000
17	66	HAYWARD	27.503	27	GREEN	52.559	44	HODSON	30.563	17	96	SAXELBY	1:50.800	1:50.800	0.000
18	41	WINFIELD	27.607	4	WAKEFIELD	52.658	4	WAKEFIELD	30.589	18	4	WAKEFIELD	1:50.865	1:50.946	0.081
19	4	WAKEFIELD	27.618	17	McPHEE	52.728	96	SAXELBY	30.646	19	17	McPHEE	1:50.918	1:50.918	0.000
20	96	SAXELBY	27.650	71	REID	52.767	69	HARLAND	30.683	20	41	WINFIELD	1:51.550	1:51.819	0.269
21	28	VINCENT	27.730	41	WINFIELD	53.163	28	VINCENT	30.763	21	69	HARLAND	1:51.778	1:51.904	0.126
22	17	McPHEE	27.738	69	HARLAND	53.185	41	WINFIELD	30.780	22	28	VINCENT	1:51.840	1:52.097	0.257
23	20	HODSON	27.837	20	HODSON	53.208	22	PAULO	30.993	23	71	REID	1:51.862	1:51.862	0.000
24	71	REID	27.896	46	WALKER	53.295	46	WALKER	31.037	24	66	HAYWARD	1:52.095	1:53.329	1.234
25	69	HARLAND	27.910	28	VINCENT	53.347	66	HAYWARD	31.086	25	20	HODSON	1:52.164	1:52.474	0.310
26	11	WEEDEN	27.992	66	HAYWARD	53.506	20	HODSON	31.119	26	46	WALKER	1:52.487	1:52.771	0.284
27	24	BARRETT	28.151	22	PAULO	53.609	71	REID	31.199	27	22	PAULO	1:52.817	1:52.853	0.036
28	26	McALEER	28.154	26	McALEER	53.934	24	BARRETT	31.339	28	26	McALEER	1:53.443	1:53.457	0.014
29	46	WALKER	28.155	24	BARRETT	54.197	26	McALEER	31.355	29	24	BARRETT	1:53.687	1:53.916	0.229
30	22	PAULO	28.215	11	WEEDEN	54.384	91	STANFORD	31.467	30	11	WEEDEN	1:53.983	1:54.165	0.182
31	86	HARVEY	28.333	91	STANFORD	54.477	11	WEEDEN	31.607	31	86	HARVEY	1:54.567	1:55.131	0.564
32	99	WYATT	28.648	86	HARVEY	54.535	99	WYATT	31.666	32	91	STANFORD	1:54.766	1:54.794	0.028
33	91	STANFORD	28.822	99	WYATT	55.081	86	HARVEY	31.699	33	99	WYATT	1:55.395	1:55.395	0.000
34	21	STANFORD	28.829	9	CAMPBELL	55.508	21	STANFORD	31.945	34	9	CAMPBELL	1:56.481	1:56.746	0.265
35	9	CAMPBELL	28.960	21	STANFORD	56.199	9	CAMPBELL	32.013	35	21	STANFORD	1:56.973	1:57.229	0.256
36	5	DOUGHTY	43.664	5	DOUGHTY	1:27.153	5	DOUGHTY	49.323	36	5	DOUGHTY	3:00.140	3:05.193	5.053
													Perfect Lap	1:47.376	

Oulton Park International
Circuit Length = 2.6920 miles
Start: 17:57 End: 18:24

Weather / Track : Sunny / Dry

www.tsl-timing.com


Printed - 18.32 Sunday, 03 May 2009

MCRCB BULLETIN TK067

2009 Relentless British 125GP Championship & ACU Academy Cup

RACE 6 - PROVISIONAL GRID

ROW 9	1:57.229 21 Tom STANFORD	1:56.604 9 Niall CAMPBELL	1:56.048 5 Tomas DOUGHTY	1:55.265 99 Kasey WYATT
ROW 8	1:54.794 91 Ian STANFORD	1:54.165 11 Tom WEEDEN	1:53.816 24 Ben BARRETT	1:53.457 26 Nicole McALEER
ROW 7	1:52.853 22 Matthew PAULO	1:51.904 69 Joshua HARLAND	1:51.862 71 Andy REID	1:51.813 86 Luke HARVEY
ROW 6	1:51.745 28 Jon VINCENT	1:51.308 41 Shaun WINFIELD	1:51.109 46 Ross WALKER	1:51.106 20 Jamie HODSON
ROW 5	1:50.918 17 John McPHEE	1:50.800 96 Ryan SAXELBY	1:50.385 94 Sam HORNSEY	1:50.383 4 Philip WAKEFIELD
ROW 4	1:50.344 27 Catherine GREEN	1:50.276 44 Rob HODSON	1:50.120 19 Michael HILL	1:50.018 10 Peter SUTHERLAND
ROW 3	1:49.730 53 Corey LEWIS	1:49.611 16 Shaun HORSMAN	1:49.514 52 Adam BLACKLOCK	1:49.466 66 Tom HAYWARD
ROW 2	1:49.188 29 James LODGE	1:48.989 2 Robbie STEWART	1:48.935 87 Lee COSTELLO	1:48.423 61 Paul JORDAN
ROW 1	1:48.206 13 Rob GUIVER	1:47.915 72 Connor BEHAN	1:47.802 50 Tim HASTINGS	1:47.426 6 Martin GLOSSOP
Pole				



Oulton Park International
Circuit Length = 2.6920 miles

These results are provisional until the conclusion of any judicial and technical matters.

Race Director :

Stewards :

Timekeeper :

MCRCB BULLETIN TK094

2009 Relentless British 125GP Championship & ACU Academy Cup WARM-UP - CLASSIFICATION

POS	NO	CL	NAME	ENTRY	TIME	ON	LAPS	GAP	DIFF	MPH
1	29		James LODGE	Honda - KRP / Earnshaws Motorcycles	1:56.838	5	5			82.94
2	53	C	Corey LEWIS	Honda - Corey Lewis Racing	1:56.941	5	5	0.103	0.103	82.87
3	13		Rob GUIVER	Honda - SP125 / RG Racing	1:57.238	3	3	0.400	0.297	82.66
4	6		Martin GLOSSOP	Seel Honda - KRP / Bradley Smith Racing	1:58.518	5	5	1.680	1.280	81.77
5	16		Shaun HORSMAN	Honda - Symitry I.T. North	1:58.577	5	5	1.739	0.059	81.73
6	50	C	Tim HASTINGS	Honda - KRP / Bradley Smith Racing	1:59.687	5	5	2.849	1.110	80.97
7	66		Tom HAYWARD	Honda - KRP / Daniel Hayward Racing	1:59.992	5	5	3.154	0.305	80.76
8	72		Connor BEHAN	Honda - SP125 / Express Forklifts	2:01.496	5	5	4.658	1.504	79.76
9	52	C	Adam BLACKLOCK	Honda - Repli-Cast UK	2:01.666	5	5	4.828	0.170	79.65
10	61		Paul JORDAN	Honda - KRP / Bradley Smith Racing	2:02.338	5	5	5.500	0.672	79.21
11	2		Robbie STEWART	Honda - Repli-Cast UK	2:02.451	5	5	5.613	0.113	79.14
12	26	C	Nicole McALEER	Honda - Megabikes.ie	2:03.008	5	5	6.170	0.557	78.78
13	10	C	Peter SUTHERLAND	Aprillia - Kinpac Racing	2:03.022	5	5	6.184	0.014	78.77
14	44		Rob HODSON	Honda - JGH Racing	2:03.574	3	4	6.736	0.552	78.42
15	87		Lee COSTELLO	Honda - Vent-Axia / www.sp125racing.com	2:03.575	5	5	6.737	0.001	78.42
16	20		Jamie HODSON	Honda - JGH Racing	2:03.805	3	4	6.967	0.230	78.27
17	27		Catherine GREEN	Honda - www.cgracing27.co.uk	2:03.823	5	5	6.985	0.018	78.26
18	28		Jon VINCENT	Honda - Molly / GRF Heavy Transport	2:04.087	5	5	7.249	0.264	78.10
19	4		Philip WAKEFIELD	Honda - PWR / Sandbach Scrap Metal	2:04.294	5	5	7.456	0.207	77.97
20	94	C	Sam HORNSEY	Honda - Team Hornsey Steels	2:04.478	4	5	7.640	0.184	77.85
21	96		Ryan SAXELBY	Honda - KRP / Bradley Smith Racing	2:04.561	5	5	7.723	0.083	77.80
22	17	C	John McPHEE	Honda - McPhee Racing	2:05.036	4	5	8.198	0.475	77.50
23	19		Michael HILL	Honda - TABOO Motorsport	2:05.045	5	5	8.207	0.009	77.50
24	46	C	Ross WALKER	Honda - Ross Walker Racing	2:05.547	4	4	8.709	0.502	77.19
25	12		Edward RENDELL	Honda - Team Aztec GP	2:06.369	4	4	9.531	0.822	76.69
26	11	C	Tom WEEDEN	Honda - TABOO Motorsport Junior Team	2:06.653	4	5	9.815	0.284	76.51
27	71	C	Andy REID	Honda - Motrac Racing	2:07.216	3	4	10.378	0.563	76.17
28	41	C	Shaun WINFIELD	Honda - TAG Triumph	2:07.261	5	5	10.423	0.045	76.15
29	21		Tom STANFORD	Honda - Stanford Racing	2:07.315	5	5	10.477	0.054	76.12
30	99	C	Kasey WYATT	Honda - Repli-Cast UK	2:07.529	5	5	10.691	0.214	75.99
31	86		Luke HARVEY	Honda - RV Racing	2:07.872	5	5	11.034	0.343	75.78
32	69	C	Joshua HARLAND	Honda -	2:08.806	5	5	11.968	0.934	75.23
33	24		Ben BARRETT	Honda - SP125Racing / Lowerdale Autos	2:08.996	4	4	12.158	0.190	75.12
34	5	C	Tomas DOUGHTY	Honda - TopGear Racing	2:09.329	3	4	12.491	0.333	74.93
35	22	C	Matthew PAULO	Honda - Paulo Racing	2:17.983	2	2	21.145	8.654	70.23
36	9	C	Niall CAMPBELL	Honda - Kinpac Racing	2:18.411	4	4	21.573	0.428	70.01
37	91		Ian STANFORD	Honda - Stanford Racing	2:30.409	2	3	33.571	11.998	64.43

Weather / Track : Cloudy / Wet

Oulton Park International
Circuit Length = 2.6920 miles
Start: 10:22 End: 10:34

These results are provisional until the conclusion of any judicial and technical matters.

Race Director :	Stewards :	Timekeeper :

MCRCB BULLETIN TK095

2009 Relentless British 125GP Championship & ACU Academy Cup

WARM-UP - SECTOR ANALYSIS

2	Robbie STEWART					Repli-Cast UK											
1-	Out	99.0	1:06.124	96.8	37.922	100.3	2:19.433	4-	Out	105.8	59.935	98.7	34.143	102.0	2:50.376		
2-		33.699	107.0	1:02.720	<i>99.7</i>	34.891	<i>102.5</i>	2:11.310	5-	<i>30.654</i>	<i>107.9</i>	<i>58.179</i>	<i>99.7</i>	<i>33.618</i>	101.8	2:02.451	
3-		37.274	91.2	1:01.415	99.1	In		2:18.944	P								
4	Philip WAKEFIELD					PWR / Sandbach Scrap Metal											
1-	Out	92.9	1:09.185	94.0	38.195	94.6	2:24.944	4-	31.758	104.0	1:00.893	95.6	34.092	<i>100.5</i>	2:06.743		
2-		33.899	102.9	1:02.941	96.0	35.459	98.3	2:12.299	5-	<i>31.476</i>	<i>104.4</i>	<i>58.966</i>	96.4	<i>33.852</i>	99.1	2:04.294	
3-		33.034	104.0	1:00.403	<i>96.6</i>	34.564	99.1	2:08.001									
5	Tomas DOUGHTY					C TopGear Racing											
1-	Out	99.1	1:11.137	82.8	38.413	98.7	2:25.617	3-	32.368	107.5	<i>1:02.128</i>	98.4	<i>34.833</i>	100.0	2:09.329		
2-		33.145	<i>107.7</i>	1:03.428	<i>98.8</i>	35.903	<i>101.5</i>	2:12.476	4-	<i>31.865</i>	102.8	1:05.449	92.6	In	2:24.947		
6	Martin GLOSSOP					KRP / Bradley Smith Racing											
1-	Out	100.0	1:06.690	103.4	35.643	105.3	2:15.008	4-	30.119	112.6	57.482	104.4	33.150	108.4	2:00.751		
2-		32.251	110.9	59.387	104.9	33.950	105.8	2:05.588	5-	<i>29.742</i>	<i>113.9</i>	<i>56.044</i>	104.5	<i>32.732</i>	<i>108.6</i>	1:58.518	
3-		30.624	113.7	57.473	<i>105.2</i>	33.452	107.9	2:01.549									
9	Niall CAMPBELL					C Kinpac Racing											
1-	Out	71.6	1:15.224	80.7	41.300	82.7	2:36.250	3-	36.661	92.4	1:07.023	87.3	39.089	89.6	2:22.773		
2-		38.356	88.0	1:11.157	83.8	40.727	84.6	2:30.240	4-	<i>35.268</i>	94.0	<i>1:05.928</i>	<i>90.8</i>	<i>37.215</i>	<i>91.2</i>	2:18.411	
10	Peter SUTHERLAND					C Kinpac Racing											
1-	Out	106.0	1:04.113	100.5	35.066	106.3	2:12.373	4-	30.549	111.5	1:00.664	101.4	33.494	<i>106.7</i>	2:04.707		
2-		32.638	111.7	1:03.464	101.8	34.409	104.9	2:10.511	5-	<i>30.294</i>	<i>112.2</i>	<i>59.441</i>	101.8	<i>33.287</i>	104.2	2:03.022	
3-		31.931	111.3	1:01.336	<i>102.1</i>	33.857	106.0	2:07.124									
11	Tom WEEDEN					C TABOO Motorsport Junior Team											
1-	Out	102.9	1:07.140	90.2	36.726	98.5	2:15.444	4-	31.584	107.7	1:00.779	<i>99.9</i>	<i>34.290</i>	<i>102.9</i>	2:06.653		
2-		33.933	109.3	1:03.619	90.2	35.405	98.3	2:12.957	5-	<i>31.371</i>	<i>110.9</i>	<i>1:00.470</i>	98.1	34.853	101.8	2:06.694	
3-		32.886	105.7	1:02.007	99.3	34.440	101.4	2:09.333									
12	Edward RENDELL					Team Aztec GP											
1-	Out	103.9	1:08.776	95.7	37.499	100.2	2:19.971	3-	31.649	108.1	<i>1:00.388</i>	<i>100.9</i>	34.506	<i>104.5</i>	2:06.543		
2-		33.266	103.6	1:03.604	98.7	35.490	100.5	2:12.360	4-	31.673	108.2	1:00.870	98.5	<i>33.826</i>	102.9	2:06.369	
13	Rob GUIVER					SP125 / RG Racing											
1-	Out	108.6	1:02.341	<i>101.5</i>	33.374	104.5	2:07.234	3-	30.204	<i>109.8</i>	<i>55.416</i>	101.2	<i>31.618</i>	<i>105.5</i>	1:57.238		
2-		30.507	109.3	57.985	100.5	32.374	105.3	2:00.866									
16	Shaun HORSMAN					Symitry I.T. North											
1-	Out	93.7	1:06.671	92.1	36.743	97.8	2:19.164	4-	30.288	109.5	58.698	99.7	32.378	104.0	2:01.364		
2-		33.670	100.5	1:02.240	97.7	33.683	<i>107.0</i>	2:09.593	5-	<i>29.543</i>	108.8	<i>57.061</i>	100.8	<i>31.973</i>	105.0	1:58.577	
3-		30.364	<i>110.2</i>	59.143	<i>101.2</i>	32.613	104.7	2:02.120									
17	John McPHEE					C McPhee Racing											
1-	Out	101.7	1:08.018	90.2	35.896	101.1	2:18.342	4-	31.713	105.7	<i>59.934</i>	<i>98.1</i>	33.389	101.7	2:05.036		
2-		33.140	105.7	1:02.383	97.4	34.670	100.8	2:10.193	5-	<i>30.712</i>	<i>106.5</i>	1:00.680	97.7	36.869	92.6	2:08.261	
3-		32.479	104.2	1:01.666	97.0	<i>33.353</i>	<i>102.0</i>	2:07.498									
19	Michael HILL					TABOO Motorsport											
1-	Out	105.0	1:07.408	91.9	36.792	102.0	2:15.668	4-	31.381	<i>108.1</i>	1:00.191	100.0	<i>33.986</i>	103.4	2:05.558		
2-		33.641	107.2	1:03.473	100.0	In		2:15.646	P	5-	<i>31.171</i>	107.9	<i>59.790</i>	<i>100.6</i>	34.084	<i>103.6</i>	2:05.045
3-	Out	106.5	1:02.595	98.3	34.722	103.1	2:33.906										
20	Jamie HODSON					JGH Racing											
1-	Out	102.0	1:06.360	94.4	37.494	101.1	2:15.888	3-	31.440	<i>108.2</i>	<i>58.606</i>	99.1	<i>33.759</i>	<i>101.8</i>	2:03.805		
2-		31.691	107.0	59.748	<i>99.3</i>	35.308	101.4	2:06.747	4-	<i>30.683</i>	107.2	58.959	98.4	34.262	100.6	2:03.904	

Oulton Park International
Circuit Length = 2.6920 miles
Start: 10:22 End: 10:34

Weather / Track : Cloudy / Wet

MCRCB BULLETIN TK095

2009 Relentless British 125GP Championship & ACU Academy Cup

WARM-UP - SECTOR ANALYSIS

21	Tom STANFORD		Stanford Racing												
1-	Out 87.3	1:09.212	80.2	38.343	87.5	2:21.774	4-	<i>31.647</i>	<i>103.7</i>	1:02.382	95.1	34.682	99.3	2:08.711	
2-	35.111	90.2	1:04.629	85.6	36.680	90.1	2:16.420	5-	32.410	99.6	<i>1:00.744</i>	<i>96.6</i>	<i>34.161</i>	<i>101.2</i>	2:07.315
3-	33.445	102.3	1:02.858	93.5	34.432	100.0	2:10.735								
22	Matthew PAULO		C Paulo Racing												
1-	Out 94.1	1:07.461	91.8	37.860	92.2	2:19.895	2-	<i>35.648</i>	<i>101.1</i>	<i>1:04.650</i>	93.9	<i>37.685</i>	<i>94.9</i>	2:17.983	
24	Ben BARRETT		SP125Racing / Lowerdale Autos												
1-	Out 82.6	1:11.802	79.1	In		2:36.505 P	3-	33.738	99.3	1:03.812	90.2	35.635	95.5	2:13.185	
2-	Out 93.6	1:06.796	87.8	36.805	92.8	4:03.589	4-	<i>32.614</i>	<i>104.4</i>	<i>1:01.608</i>	<i>96.8</i>	<i>34.774</i>	<i>100.2</i>	2:08.996	
26	Nicole McALEER		C Megabikes.ie												
1-	Out 91.2	1:09.373	97.5	36.081	95.7	2:20.994	4-	30.487	109.3	1:00.471	96.0	<i>33.644</i>	<i>103.6</i>	2:04.602	
2-	33.359	100.5	1:04.361	99.4	35.306	100.2	2:13.026	5-	<i>30.093</i>	<i>110.0</i>	<i>58.937</i>	<i>100.8</i>	33.978	102.5	2:03.008
3-	32.063	109.5	1:01.553	99.7	34.054	102.1	2:07.670								
27	Catherine GREEN		www.cgracing27.co.uk												
1-	Out 90.2	1:07.545	93.9	38.559	98.8	2:19.310	4-	31.678	108.6	1:00.601	99.9	33.902	<i>104.0</i>	2:06.181	
2-	33.132	106.5	1:01.886	91.6	35.407	100.5	2:10.425	5-	<i>31.508</i>	<i>110.4</i>	<i>58.735</i>	<i>100.8</i>	<i>33.580</i>	102.0	2:03.823
3-	32.244	107.7	1:01.030	99.6	34.428	102.3	2:07.702								
28	Jon VINCENT		Molly / GRF Heavy Transport												
1-	Out 96.7	1:07.353	95.3	36.482	98.7	2:19.740	4-	31.150	102.9	<i>59.349</i>	98.1	<i>33.904</i>	<i>103.7</i>	2:04.403	
2-	32.734	102.9	1:01.339	<i>99.9</i>	34.507	102.9	2:08.580	5-	<i>30.623</i>	<i>109.8</i>	59.450	98.5	34.014	100.0	2:04.087
3-	31.446	108.2	59.934	99.7	34.185	101.7	2:05.565								
29	James LODGE		KRP / Earnshaws Motorcycles												
1-	Out 108.4	1:04.326	97.7	34.603	105.7	2:10.429	4-	29.650	110.7	56.032	<i>102.9</i>	32.151	<i>106.5</i>	1:57.833	
2-	31.074	110.4	58.173	101.7	33.214	105.5	2:02.461	5-	<i>29.231</i>	112.0	<i>55.496</i>	101.7	<i>32.711</i>	106.3	1:56.838
3-	30.060	<i>112.6</i>	56.297	102.6	32.478	<i>106.5</i>	1:58.835								
41	Shaun WINFIELD		C TAG Triumph												
1-	Out 100.2	1:07.374	94.7	38.231	96.4	2:15.116	4-	<i>31.581</i>	105.7	1:01.394	<i>97.7</i>	34.592	99.7	2:07.567	
2-	33.415	105.4	1:03.874	96.7	35.136	100.2	2:12.425	5-	31.770	<i>106.2</i>	<i>1:01.332</i>	<i>97.7</i>	<i>34.159</i>	98.8	2:07.261
3-	32.271	105.7	1:01.439	96.4	34.676	<i>100.5</i>	2:08.386								
44	Rob HODSON		JGH Racing												
1-	Out 102.3	1:06.693	<i>99.6</i>	34.761	<i>102.6</i>	2:13.700	3-	31.587	<i>106.9</i>	<i>58.249</i>	97.0	<i>33.738</i>	99.9	2:03.574	
2-	31.814	106.4	59.580	98.3	34.050	100.9	2:05.444	4-	<i>31.208</i>	103.7	1:00.209	96.6	In	2:14.334 P	
46	Ross WALKER		C Ross Walker Racing												
1-	Out 99.1	1:06.159	96.7	36.112	99.1	2:15.450	3-	32.761	104.9	1:00.780	98.8	34.727	99.7	2:08.268	
2-	33.046	<i>105.7</i>	1:03.176	91.9	35.133	<i>101.1</i>	2:11.355	4-	<i>31.986</i>	104.2	<i>59.828</i>	<i>99.0</i>	<i>33.733</i>	100.2	2:05.547
50	Tim HASTINGS		C KRP / Bradley Smith Racing												
1-	Out 102.0	1:06.734	100.0	36.276	103.2	2:15.735	4-	30.201	<i>112.6</i>	1:00.438	101.4	32.797	<i>108.7</i>	2:03.436	
2-	33.732	110.7	1:00.571	102.6	33.641	107.4	2:07.944	5-	<i>30.005</i>	111.5	<i>57.055</i>	<i>104.0</i>	<i>32.627</i>	<i>108.1</i>	1:59.687
3-	31.778	110.9	59.894	103.9	33.512	105.5	2:05.184								
52	Adam BLACKLOCK		C Repli-Cast UK												
1-	Out 103.6	1:04.145	95.1	35.284	103.9	2:11.565	4-	30.822	112.4	58.719	100.8	33.704	101.1	2:03.245	
2-	32.870	109.8	1:00.675	<i>102.5</i>	33.651	102.6	2:07.196	5-	<i>30.575</i>	<i>112.6</i>	<i>58.119</i>	99.7	<i>32.972</i>	<i>107.0</i>	2:01.666
3-	30.974	112.2	59.697	99.9	33.622	105.8	2:04.293								
53	Corey LEWIS		C Corey Lewis Racing												
1-	Out 101.7	1:05.668	92.1	34.989	102.6	2:12.960	4-	<i>29.221</i>	110.6	56.428	<i>102.7</i>	<i>31.801</i>	<i>104.0</i>	1:57.450	
2-	30.759	109.7	59.850	97.5	32.739	103.7	2:03.348	5-	29.348	<i>111.7</i>	<i>55.605</i>	101.7	31.988	103.7	1:56.941
3-	29.462	110.0	56.562	101.8	31.988	103.9	1:58.012								

Oulton Park International
Circuit Length = 2.6920 miles
Start: 10:22 End: 10:34

Weather / Track : Cloudy / Wet

MCRCB BULLETIN TK095

2009 Relentless British 125GP Championship & ACU Academy Cup

WARM-UP - SECTOR ANALYSIS

61	Paul JORDAN		KRP / Bradley Smith Racing												
1-	Out	98.4	1:05.392	101.4	35.384	105.3	2:13.644	4-	30.948	<i>110.2</i>	58.991	102.1	33.042	106.2	2:02.981
2-	32.232	109.8	1:03.542	92.3	In		2:19.363 P	5-	<i>30.858</i>	<i>110.2</i>	<i>58.661</i>	<i>103.1</i>	<i>32.819</i>	<i>106.9</i>	<i>2:02.338</i>
3-	Out	82.8	1:02.031	99.6	34.013	104.9	2:44.566								
66	Tom HAYWARD		KRP / Daniel Hayward Racing												
1-	Out	102.5	1:06.524	100.0	35.972	105.7	2:14.451	4-	30.685	<i>110.0</i>	57.511	100.9	33.212	104.7	2:01.408
2-	32.399	108.8	59.989	101.2	34.063	104.9	2:06.451	5-	<i>30.490</i>	109.7	<i>56.670</i>	101.7	<i>32.832</i>	<i>106.5</i>	<i>1:59.992</i>
3-	30.920	<i>110.0</i>	58.310	<i>102.1</i>	33.409	105.0	2:02.639								
69	Joshua HARLAND		C												
1-	Out	97.0	1:08.329	93.1	37.815	97.1	2:19.934	4-	32.518	104.0	1:02.636	90.0	<i>34.936</i>	97.5	2:10.090
2-	34.804	98.3	1:05.171	94.8	35.404	<i>100.3</i>	2:15.379	5-	<i>32.202</i>	102.9	<i>1:01.546</i>	95.1	35.058	94.4	<i>2:08.806</i>
3-	33.118	<i>104.2</i>	1:02.015	<i>95.6</i>	35.020	96.0	2:10.153								
71	Andy REID		C Motrac Racing												
1-	Out	96.0	1:06.512	95.2	37.423	<i>101.5</i>	2:17.879	3-	32.747	<i>107.9</i>	1:00.184	98.5	<i>34.285</i>	101.2	<i>2:07.216</i>
2-	34.373	104.5	1:02.270	97.8	35.384	100.0	2:12.027	4-	<i>31.868</i>	107.2	<i>1:00.137</i>	<i>98.7</i>	In		2:18.378 P
72	Connor BEHAN		SP125 / Express Forklifts												
1-	Out	78.4	1:09.140	85.9	38.560	95.6	2:24.437	4-	31.074	106.7	59.102	98.8	33.473	<i>103.7</i>	2:03.649
2-	33.675	100.5	1:03.871	92.7	35.446	96.7	2:12.992	5-	<i>30.386</i>	<i>107.9</i>	<i>58.089</i>	<i>99.9</i>	<i>33.021</i>	103.1	<i>2:01.496</i>
3-	32.826	101.5	1:01.529	95.2	34.275	102.5	2:08.630								
86	Luke HARVEY		RV Racing												
1-	Out	95.5	1:09.322	85.2	39.083	100.5	2:21.422	4-	<i>31.964</i>	107.7	1:01.010	98.8	37.900	63.5	2:10.874
2-	34.582	105.0	1:05.633	81.5	37.372	101.7	2:17.587	5-	32.434	<i>108.4</i>	<i>1:00.847</i>	<i>100.6</i>	<i>34.591</i>	102.3	<i>2:07.872</i>
3-	33.230	106.0	1:01.582	97.4	35.148	<i>103.1</i>	2:09.960								
87	Lee COSTELLO		Vent-Axia / www.sp125racing.com												
1-	Out	91.8	1:08.096	86.5	39.716	89.6	2:20.924	4-	31.725	104.4	1:00.441	96.7	34.018	100.6	2:06.184
2-	34.772	101.5	1:03.850	88.1	36.280	96.7	2:14.902	5-	<i>31.251</i>	104.2	<i>58.863</i>	97.8	<i>33.461</i>	99.3	<i>2:03.575</i>
3-	32.592	<i>105.8</i>	1:01.117	<i>98.5</i>	34.165	<i>101.7</i>	2:07.874								
91	Ian STANFORD		Stanford Racing												
1-	Out	86.5	1:13.737	83.4	41.447	86.4	2:30.859	3-	<i>37.170</i>	<i>98.4</i>	<i>1:08.820</i>	<i>91.8</i>	In		2:34.557 P
2-	39.364	91.4	1:10.801	85.8	<i>40.244</i>	<i>91.8</i>	<i>2:30.409</i>								
94	Sam HORNSEY		C Team Hornsey Steels												
1-	Out	92.1	1:07.736	92.9	36.078	99.9	2:19.858	4-	31.140	108.8	<i>59.725</i>	98.7	<i>33.613</i>	<i>103.1</i>	<i>2:04.478</i>
2-	33.192	107.7	1:02.926	94.8	35.107	101.7	2:11.225	5-	<i>30.874</i>	<i>109.1</i>	1:00.026	<i>100.2</i>	34.321	102.6	2:05.221
3-	31.993	108.4	59.871	99.6	34.046	101.8	2:05.910								
96	Ryan SAXELBY		KRP / Bradley Smith Racing												
1-	Out	101.4	1:06.838	94.3	38.520	87.2	2:17.866	4-	31.692	103.9	1:00.663	<i>100.9</i>	34.272	104.2	2:06.627
2-	33.827	106.0	1:04.043	98.4	35.616	101.1	2:13.486	5-	<i>31.361</i>	<i>109.5</i>	<i>59.078</i>	100.3	<i>34.122</i>	<i>104.9</i>	<i>2:04.561</i>
3-	32.148	108.2	1:01.246	100.6	35.400	<i>104.9</i>	2:08.794								
99	Kasey WYATT		C Repli-Cast UK												
1-	Out	99.7	1:10.502	86.6	37.550	102.9	2:23.956	4-	<i>31.710</i>	<i>107.7</i>	1:03.005	99.7	34.608	103.4	2:09.323
2-	33.573	<i>107.7</i>	1:03.870	94.9	36.089	101.2	2:13.532	5-	31.934	106.0	<i>1:01.345</i>	<i>101.1</i>	<i>34.250</i>	103.2	<i>2:07.529</i>
3-	33.247	107.2	1:02.310	100.8	34.337	<i>104.7</i>	2:09.894								

Oulton Park International
Circuit Length = 2.6920 miles
Start: 10:22 End: 10:34

Weather / Track : Cloudy / Wet

MCRCB BULLETIN TK096

2009 Relentless British 125GP Championship & ACU Academy Cup

WARM-UP - SPEED TRAPS

SECTOR 1				SECTOR 2			FINISH LINE		
POS	NO	NAME	MPH	NO	NAME	MPH	NO	NAME	MPH
1	6	Martin GLOSSOP	113.9	6	Martin GLOSSOP	105.2	6	Martin GLOSSOP	108.6
2	29	James LODGE	112.6	50	Tim HASTINGS	104.0	50	Tim HASTINGS	108.1
3	50	Tim HASTINGS	112.6	61	Paul JORDAN	103.1	16	Shaun HORSMAN	107.0
4	52	Adam BLACKLOCK	112.6	29	James LODGE	102.9	52	Adam BLACKLOCK	107.0
5	10	Peter SUTHERLAND	112.2	52	Adam BLACKLOCK	102.5	61	Paul JORDAN	106.9
6	53	Corey LEWIS	111.7	10	Peter SUTHERLAND	102.1	10	Peter SUTHERLAND	106.7
7	11	Tom WEEDEN	110.9	53	Corey LEWIS	102.1	29	James LODGE	106.5
8	27	Catherine GREEN	110.4	66	Tom HAYWARD	102.1	66	Tom HAYWARD	106.5
9	16	Shaun HORSMAN	110.2	13	Rob GUIVER	101.5	13	Rob GUIVER	105.5
10	61	Paul JORDAN	110.2	16	Shaun HORSMAN	101.2	96	Ryan SAXELBY	104.9
11	26	Nicole McALEER	110.0	99	Kasey WYATT	101.1	99	Kasey WYATT	104.7
12	66	Tom HAYWARD	110.0	12	Edward RENDELL	100.9	12	Edward RENDELL	104.5
13	12	Edward RENDELL	109.8	96	Ryan SAXELBY	100.9	27	Catherine GREEN	104.0
14	13	Rob GUIVER	109.8	26	Nicole McALEER	100.8	53	Corey LEWIS	104.0
15	28	Jon VINCENT	109.8	27	Catherine GREEN	100.8	72	Connor BEHAN	103.7
16	96	Ryan SAXELBY	109.5	19	Michael HILL	100.6	19	Michael HILL	103.6
17	94	Sam HORNSEY	109.1	86	Luke HARVEY	100.6	26	Nicole McALEER	103.6
18	86	Luke HARVEY	108.4	94	Sam HORNSEY	100.2	28	Jon VINCENT	103.1
19	20	Jamie HODSON	108.2	11	Tom WEEDEN	99.9	86	Luke HARVEY	103.1
20	19	Michael HILL	108.1	28	Jon VINCENT	99.9	94	Sam HORNSEY	103.1
21	2	Robbie STEWART	107.9	72	Connor BEHAN	99.9	11	Tom WEEDEN	102.9
22	71	Andy REID	107.9	2	Robbie STEWART	99.7	44	Rob HODSON	102.6
23	72	Connor BEHAN	107.9	44	Rob HODSON	99.6	2	Robbie STEWART	102.5
24	5	Tomas DOUGHTY	107.7	20	Jamie HODSON	99.3	17	John McPHEE	102.0
25	99	Kasey WYATT	107.7	46	Ross WALKER	99.0	20	Jamie HODSON	101.8
26	44	Rob HODSON	106.9	5	Tomas DOUGHTY	98.8	87	Lee COSTELLO	101.7
27	17	John McPHEE	106.5	71	Andy REID	98.7	5	Tomas DOUGHTY	101.5
28	41	Shaun WINFIELD	106.2	87	Lee COSTELLO	98.5	71	Andy REID	101.5
29	87	Lee COSTELLO	105.8	17	John McPHEE	98.1	21	Tom STANFORD	101.2
30	46	Ross WALKER	105.7	41	Shaun WINFIELD	97.1	46	Ross WALKER	101.1
31	4	Philip WAKEFIELD	104.4	24	Ben BARRETT	96.8	4	Philip WAKEFIELD	100.5
32	24	Ben BARRETT	104.4	4	Philip WAKEFIELD	96.6	41	Shaun WINFIELD	100.5
33	69	Joshua HARLAND	104.2	21	Tom STANFORD	96.6	69	Joshua HARLAND	100.3
34	21	Tom STANFORD	103.7	69	Joshua HARLAND	95.6	24	Ben BARRETT	100.2
35	22	Matthew PAULO	101.1	22	Matthew PAULO	95.2	22	Matthew PAULO	94.9
36	91	Ian STANFORD	98.4	91	Ian STANFORD	91.8	91	Ian STANFORD	91.8
37	9	Niall CAMPBELL	97.7	9	Niall CAMPBELL	90.8	9	Niall CAMPBELL	91.2

Weather / Track : Cloudy / Wet

www.tsl-timing.com

Oulton Park International
Circuit Length = 2.6920 miles
Start: 10:22 End: 10:34

Printed - 10.35 Monday, 04 May 2009

MCRCB BULLETIN TK097

2009 Relentless British 125GP Championship & ACU Academy Cup

WARM-UP - BEST SECTOR TIMES

SECTOR 1			SECTOR 2			SECTOR 3			IDEAL / BEST COMPARISON						
POS	NO	NAME	TIME	NO	NAME	TIME	NO	NAME	TIME	POS	NO	NAME	IDEAL	BEST	DIFF
1	53	LEWIS	29.221	13	GUIVER	55.416	13	GUIVER	31.618	1	13	GUIVER	1:56.490	1:57.238	0.748
2	29	LODGE	29.231	29	LODGE	55.496	53	LEWIS	31.801	2	53	LEWIS	1:56.627	1:56.941	0.314
3	13	GUIVER	29.456	53	LEWIS	55.605	16	HORSMAN	31.973	3	29	LODGE	1:56.838	1:56.838	0.000
4	16	HORSMAN	29.543	6	GLOSSOP	56.044	29	LODGE	32.111	4	6	GLOSSOP	1:58.518	1:58.518	0.000
5	6	GLOSSOP	29.742	66	HAYWARD	56.670	50	HASTINGS	32.627	5	16	HORSMAN	1:58.577	1:58.577	0.000
6	50	HASTINGS	30.005	50	HASTINGS	57.055	6	GLOSSOP	32.732	6	50	HASTINGS	1:59.687	1:59.687	0.000
7	26	McALEER	30.093	16	HORSMAN	57.061	61	JORDAN	32.819	7	66	HAYWARD	1:59.992	1:59.992	0.000
8	10	SUTHERLAND	30.294	72	BEHAN	58.089	66	HAYWARD	32.832	8	72	BEHAN	2:01.496	2:01.496	0.000
9	72	BEHAN	30.386	52	BLACKLOCK	58.119	52	BLACKLOCK	32.972	9	52	BLACKLOCK	2:01.666	2:01.666	0.000
10	66	HAYWARD	30.490	2	STEWART	58.179	72	BEHAN	33.021	10	61	JORDAN	2:02.338	2:02.338	0.000
11	52	BLACKLOCK	30.575	44	HODSON	58.249	10	SUTHERLAND	33.287	11	2	STEWART	2:02.451	2:02.451	0.000
12	28	VINCENT	30.623	20	HODSON	58.606	17	McPHEE	33.353	12	26	McALEER	2:02.674	2:03.008	0.334
13	2	STEWART	30.654	61	JORDAN	58.661	87	COSTELLO	33.461	13	10	SUTHERLAND	2:03.022	2:03.022	0.000
14	12	RENDELL	30.663	27	GREEN	58.735	27	GREEN	33.580	14	20	HODSON	2:03.048	2:03.805	0.757
15	20	HODSON	30.683	87	COSTELLO	58.863	94	HORNSEY	33.613	15	44	HODSON	2:03.195	2:03.574	0.379
16	17	McPHEE	30.712	26	McALEER	58.937	2	STEWART	33.618	16	87	COSTELLO	2:03.575	2:03.575	0.000
17	61	JORDAN	30.858	4	WAKEFIELD	58.966	26	McALEER	33.644	17	27	GREEN	2:03.823	2:03.823	0.000
18	94	HORNSEY	30.874	96	SAXELBY	59.078	46	WALKER	33.733	18	28	VINCENT	2:03.876	2:04.087	0.211
19	19	HILL	31.171	28	VINCENT	59.349	44	HODSON	33.738	19	17	McPHEE	2:03.999	2:05.036	1.037
20	44	HODSON	31.208	10	SUTHERLAND	59.441	20	HODSON	33.759	20	94	HORNSEY	2:04.212	2:04.478	0.266
21	87	COSTELLO	31.251	94	HORNSEY	59.725	12	RENDELL	33.826	21	4	WAKEFIELD	2:04.294	2:04.294	0.000
22	96	SAXELBY	31.361	19	HILL	59.790	4	WAKEFIELD	33.852	22	96	SAXELBY	2:04.561	2:04.561	0.000
23	11	WEEDEN	31.371	46	WALKER	59.828	28	VINCENT	33.904	23	12	RENDELL	2:04.877	2:06.369	1.492
24	4	WAKEFIELD	31.476	17	McPHEE	59.934	19	HILL	33.986	24	19	HILL	2:04.947	2:05.045	0.098
25	27	GREEN	31.508	71	REID	1:00.137	96	SAXELBY	34.122	25	46	WALKER	2:05.547	2:05.547	0.000
26	41	WINFIELD	31.581	12	RENDELL	1:00.388	41	WINFIELD	34.159	26	11	WEEDEN	2:06.131	2:06.653	0.522
27	21	STANFORD	31.647	11	WEEDEN	1:00.470	21	STANFORD	34.161	27	71	REID	2:06.290	2:07.216	0.926
28	99	WYATT	31.710	21	STANFORD	1:00.744	99	WYATT	34.250	28	21	STANFORD	2:06.552	2:07.315	0.763
29	5	DOUGHTY	31.865	86	HARVEY	1:00.847	71	REID	34.285	29	41	WINFIELD	2:07.072	2:07.261	0.189
30	71	REID	31.868	41	WINFIELD	1:01.332	11	WEEDEN	34.290	30	99	WYATT	2:07.305	2:07.529	0.224
31	86	HARVEY	31.964	99	WYATT	1:01.345	86	HARVEY	34.591	31	86	HARVEY	2:07.402	2:07.872	0.470
32	46	WALKER	31.986	69	HARLAND	1:01.546	24	BARRETT	34.774	32	69	HARLAND	2:08.684	2:08.806	0.122
33	69	HARLAND	32.202	24	BARRETT	1:01.608	5	DOUGHTY	34.833	33	5	DOUGHTY	2:08.826	2:09.329	0.503
34	24	BARRETT	32.614	5	DOUGHTY	1:02.128	69	HARLAND	34.936	34	24	BARRETT	2:08.996	2:08.996	0.000
35	9	CAMPBELL	35.268	22	PAULO	1:04.650	9	CAMPBELL	37.215	35	22	PAULO	2:17.983	2:17.983	0.000
36	22	PAULO	35.648	9	CAMPBELL	1:05.928	22	PAULO	37.685	36	9	CAMPBELL	2:18.411	2:18.411	0.000
37	91	STANFORD	37.170	91	STANFORD	1:08.820	91	STANFORD	40.244	37	91	STANFORD	2:26.234	2:30.409	4.175
										Perfect Lap		1:56.255			

Oulton Park International
 Circuit Length = 2.6920 miles
 Start: 10:22 End: 10:34

Weather / Track : Cloudy / Wet

www.tsl-timing.com


Printed - 10.36 Monday, 04 May 2009

MCRCB BULLETIN TK098

2009 Relentless British 125GP Championship & ACU Academy Cup

RACE 6 - FINAL GRID

ROW 10				12 Edward RENDELL	
ROW 9	1:57.229 21 Tom STANFORD	1:56.604 9 Niall CAMPBELL	1:56.048 5 Tomas DOUGHTY	1:55.265 99 Kasey WYATT	
ROW 8	1:54.794 91 Ian STANFORD	1:54.165 11 Tom WEEDEN	1:53.816 24 Ben BARRETT	1:53.457 26 Nicole McALEER	
ROW 7	1:52.853 22 Matthew PAULO	1:51.904 69 Joshua HARLAND	1:51.862 71 Andy REID	1:51.813 86 Luke HARVEY	
ROW 6	1:51.745 28 Jon VINCENT	1:51.308 41 Shaun WINFIELD	1:51.109 46 Ross WALKER	1:51.106 20 Jamie HODSON	
ROW 5	1:50.918 17 John McPHEE	1:50.800 96 Ryan SAXELBY	1:50.385 94 Sam HORNSEY	1:50.383 4 Philip WAKEFIELD	
ROW 4	1:50.344 27 Catherine GREEN	1:50.276 44 Rob HODSON	1:50.120 19 Michael HILL	1:50.018 10 Peter SUTHERLAND	
ROW 3	1:49.730 53 Corey LEWIS	1:49.611 16 Shaun HORSMAN	1:49.514 52 Adam BLACKLOCK	1:49.466 66 Tom HAYWARD	
ROW 2	1:49.188 29 James LODGE	1:48.989 2 Robbie STEWART	1:48.935 87 Lee COSTELLO	1:48.423 61 Paul JORDAN	
ROW 1	1:48.206 13 Rob GUIVER	1:47.915 72 Connor BEHAN	1:47.802 50 Tim HASTINGS	1:47.426 6 Martin GLOSSOP	
Pole					



Oulton Park International
Circuit Length = 2.6920 miles

Race Director :

Stewards :

Timekeeper :

MCRCB BULLETIN TK141

2009 Relentless British 125GP Championship & ACU Academy Cup RACE 6 - CLASSIFICATION

POS	NO	CL	NAME	ENTRY	LAPS	TIME	GAP	DIFF	MPH	BEST	ON
1	6		Martin GLOSSOP	Seel Honda - KRP / Bradley Smith Racing	12	21:59.348			88.14	1:48.219	8
2	13		Rob GUIVER	Honda - SP125 / RG Racing	12	22:03.728	4.380	4.380	87.85	1:48.864	11
3	29		James LODGE	Honda - KRP / Earnshaws Motorcycles	12	22:03.756	4.408	0.028	87.85	1:48.217	8
4	66		Tom HAYWARD	Honda - KRP / Daniel Hayward Racing	12	22:03.788	4.440	0.032	87.85	1:48.481	7
5	72		Connor BEHAN	Honda - SP125 / Express Forklifts	12	22:03.892	4.544	0.104	87.84	1:48.495	7
6	50	C	Tim HASTINGS	Honda - KRP / Bradley Smith Racing	12	22:06.410	7.062	2.518	87.67	1:48.269	11
7	96		Ryan SAXELBY	Honda - KRP / Bradley Smith Racing	12	22:30.857	31.509	24.447	86.09	1:50.899	5
8	27		Catherine GREEN	Honda - www.cgracing27.co.uk	12	22:32.015	32.667	1.158	86.01	1:50.556	12
9	53	C	Corey LEWIS	Honda - Corey Lewis Racing	12	22:33.608	34.260	1.593	85.91	1:51.855	2
10	94	C	Sam HORNSEY	Honda - Team Hornsey Steels	12	22:42.063	42.715	8.455	85.38	1:51.723	9
11	10	C	Peter SUTHERLAND	Aprillia - Kinpac Racing	12	22:42.655	43.307	0.592	85.34	1:51.604	10
12	4		Philip WAKEFIELD	Honda - PWR / Sandbach Scrap Metal	12	22:42.858	43.510	0.203	85.33	1:51.908	11
13	2		Robbie STEWART	Honda - Repli-Cast UK	12	22:43.093	43.745	0.235	85.31	1:52.074	10
14	44		Rob HODSON	Honda - JGH Racing	12	22:43.869	44.521	0.776	85.26	1:50.909	12
15	19		Michael HILL	Honda - TABOO Motorsport	12	22:44.301	44.953	0.432	85.24	1:52.161	11
16	24		Ben BARRETT	Honda - SP125Racing / Lowerdale Autos	12	23:01.156	1:01.808	16.855	84.20	1:52.288	12
17	20		Jamie HODSON	Honda - JGH Racing	12	23:01.565	1:02.217	0.409	84.17	1:52.569	12
18	86		Luke HARVEY	Honda - RV Racing	12	23:12.002	1:12.654	10.437	83.54	1:53.391	6
19	91		Ian STANFORD	Honda - Stanford Racing	12	23:21.606	1:22.258	9.604	82.97	1:55.223	11
20	11	C	Tom WEEDEN	Honda - TABOO Motorsport Junior Team	12	23:21.704	1:22.356	0.098	82.96	1:54.675	8
21	22	C	Matthew PAULO	Honda - Paulo Racing	12	23:26.076	1:26.728	4.372	82.70	1:55.375	4
22	71	C	Andy REID	Honda - Motrac Racing	12	23:26.147	1:26.799	0.071	82.70	1:55.457	6
23	5	C	Tomas DOUGHTY	Honda - TopGear Racing	12	23:42.435	1:43.087	16.288	81.75	1:55.316	12
24	21		Tom STANFORD	Honda - Stanford Racing	12	23:43.746	1:44.398	1.311	81.68	1:56.057	12
25	69	C	Joshua HARLAND	Honda -	12	23:43.882	1:44.534	0.136	81.67	1:56.294	3
26	46	C	Ross WALKER	Honda - Ross Walker Racing	12	23:50.493	1:51.145	6.611	81.29	1:57.204	9
27	99	C	Kasey WYATT	Honda - Repli-Cast UK	11	22:08.296	1 lap	1 lap	80.25	1:59.091	8

NOT CLASSIFIED

DNF	12		Edward RENDELL	Honda - Team Aztec GP	11	20:49.637	1 lap		85.30	1:51.155	7
DNF	52	C	Adam BLACKLOCK	Honda - Repli-Cast UK	9	17:33.048	3 laps	2 laps	82.82	1:53.048	2
DNF	16		Shaun HORSMAN	Honda - Symitry I.T. North	8	14:42.661	4 laps	1 lap	87.83	1:48.048	8
DNF	9	C	Niall CAMPBELL	Honda - Kinpac Racing	8	16:06.892	4 laps	1:24.231	80.18	1:58.005	4
DNF	41	C	Shaun WINFIELD	Honda - TAG Triumph	6	11:39.448	6 laps	2 laps	83.13	1:53.914	6
DNF	26	C	Nicole McALEER	Honda - Megabikes.ie	5	10:03.366	7 laps	1 lap	80.31	1:56.502	5
DNF	61		Paul JORDAN	Honda - KRP / Bradley Smith Racing	2	3:50.075	10 laps	3 laps	84.24	1:50.112	2
DNF	28		Jon VINCENT	Honda - Molly / GRF Heavy Transport	2	4:06.008	10 laps	15.933	78.78	2:04.276	1
DNF	17	C	John McPHEE	Honda - McPhee Racing	1	2:02.403	11 laps	1 lap	79.17	2:02.403	1
DNF	87		Lee COSTELLO	Honda - Vent-Axia / www.sp125racing.com	0						

FASTEST LAP

16			Shaun HORSMAN	Honda - Symitry I.T. North	8	1:48.048		89.69 mph	144.34 kph
50	C		Tim HASTINGS	Honda - KRP / Bradley Smith Racing	11	1:48.269		89.51 mph	144.05 kph

Weather / Track : Cloudy / Dry

These results are provisional until the conclusion of any judicial and technical matters.

Oulton Park International
Circuit Length = 2.6920 miles
Start: 16:08 End: 16:33

Race Director :

Stewards :

Timekeeper :

MCRCB BULLETIN TK142

2009 Relentless British 125GP Championship & ACU Academy Cup

RACE 6 - LAP CHART

Lap 1			Lap 2			Lap 3			Lap 4			Lap 5		
No	Behind	Laptime	No	Behind	Laptime	No	Behind	Laptime	No	Behind	Laptime	No	Behind	Laptime
6		1:56.251	6		1:50.800	6		1:50.691	6		1:49.666	6		1:49.287
52	0.673	1:56.924	13	2.406	1:50.989	16	1.626	1:49.717	16	0.997	1:49.037	16	0.602	1:48.892
13	2.217	1:58.468	16	2.600	1:50.543	13	2.216	1:50.501	13	2.019	1:49.469	13	2.116	1:49.384
16	2.857	1:59.108	52	2.921	1:53.048	72	3.555	1:50.968	72	3.693	1:49.804	72	3.815	1:49.409
53	3.203	1:59.454	61	3.024	1:50.112	29	4.865	1:50.329	29	4.912	1:49.713	29	4.733	1:49.108
72	3.624	1:59.875	72	3.278	1:50.454	66	5.456	1:50.747	50	5.009	1:48.653	66	5.678	1:49.302
61	3.712	1:59.963	53	4.258	1:51.855	50	6.022	1:49.657	66	5.663	1:49.873	50	6.887	1:51.165
2	3.747	1:59.998	29	5.227	1:51.202	53	6.062	1:52.495	53	8.322	1:51.926	53	11.210	1:52.175
66	4.614	2:00.865	66	5.400	1:51.586	96	8.051	1:51.771	96	9.697	1:51.312	96	11.309	1:50.899
29	4.825	2:01.076	96	6.971	1:52.607	2	9.549	1:53.266	2	13.080	1:53.197	2	17.195	1:53.402
96	5.164	2:01.415	2	6.974	1:54.027	52	10.628	1:58.398 P	19	14.406	1:53.013	27	17.874	1:52.056
19	5.990	2:02.241	50	7.056	1:50.943	19	11.059	1:53.251	27	15.105	1:51.837	19	18.134	1:53.015
17	6.152	2:02.403	19	8.499	1:53.309	27	12.934	1:53.919	10	17.056	1:53.164	10	20.429	1:52.660
27	6.427	2:02.678	27	9.706	1:54.079	10	13.558	1:54.237	94	17.386	1:52.880	94	20.743	1:52.644
50	6.913	2:03.164	10	10.012	1:53.433	4	13.997	1:54.466	12	17.565	1:52.968	12	20.814	1:52.536
10	7.379	2:03.630	4	10.222	1:53.402	94	14.172	1:54.264	4	17.874	1:53.543	4	21.139	1:52.552
4	7.620	2:03.871	94	10.599	1:53.556	12	14.263	1:52.789	44	20.155	1:53.993	44	24.037	1:53.169
94	7.843	2:04.094	12	12.165	1:54.317	44	15.828	1:53.356	41	23.202	1:54.997	41	28.839	1:54.924
28	8.025	2:04.276	44	13.163	1:54.948	41	17.871	1:54.480	24	24.747	1:54.759	24	29.451	1:53.991
86	8.345	2:04.596	86	13.718	1:56.173	86	18.646	1:55.619	86	24.973	1:55.993	52	30.131	1:53.960
12	8.648	2:04.899	41	14.082	1:55.849	24	19.654	1:54.402	52	25.458	2:04.496	20	30.341	1:54.137
69	8.697	2:04.948	91	15.692	1:56.499	91	20.777	1:55.776	20	25.491	1:54.274	86	30.998	1:55.312
44	9.015	2:05.266	24	15.943	1:55.706	20	20.883	1:55.180	91	27.288	1:56.177	91	34.585	1:56.584
41	9.033	2:05.284	71	16.198	1:57.302	71	21.813	1:56.306	71	27.629	1:55.482	71	34.929	1:56.587
71	9.696	2:05.947	20	16.394	1:56.836	69	22.059	1:56.294	69	29.037	1:56.644	11	34.983	1:55.225
91	9.993	2:06.244	69	16.456	1:58.559	11	22.717	1:56.888	11	29.045	1:55.994	22	35.957	1:55.689
20	10.358	2:06.609	11	16.520	1:56.530	22	23.846	1:56.589	22	29.555	1:55.375	69	36.410	1:56.660
11	10.790	2:07.041	22	17.948	1:57.374	46	28.611	1:58.568	46	37.251	1:58.306	26	46.671	1:56.502
24	11.037	2:07.288	28	18.957	2:01.732 P	5	30.971	1:58.793	26	39.456	1:56.787	46	47.066	1:59.102
22	11.374	2:07.625	46	20.734	1:58.751	99	32.053	2:00.552	5	39.942	1:58.637	5	48.818	1:58.163
46	12.783	2:09.034	99	22.192	2:00.188	26	32.335	1:59.632	9	40.928	1:58.005	21	48.980	1:57.176
99	12.804	2:09.055	9	22.628	1:59.909	21	32.543	2:00.420	21	41.091	1:58.214	9	49.947	1:58.306
9	13.519	2:09.770	21	22.814	1:59.911	9	32.589	2:00.652	99	41.930	1:59.543	99	52.005	1:59.362
21	13.703	2:09.954	5	22.869	1:59.612									
5	14.057	2:10.308	26	23.394	1:59.843									
26	14.351	2:10.602												

2009 Relentless British 125GP Championship & ACU Academy Cup

RACE 6 - LAP CHART

Lap 6			Lap 7			Lap 8			Lap 9			Lap 10		
No	Behind	Laptime	No	Behind	Laptime	No	Behind	Laptime	No	Behind	Laptime	No	Behind	Laptime
6		1:49.111	6		1:48.245	6		1:48.219	6		1:48.610	6		1:49.190
16	0.252	1:48.761	16	0.562	1:48.555	16	0.391	1:48.048	13	5.553	1:49.832	29	5.408	1:48.988
13	2.265	1:49.260	13	3.266	1:49.246	13	4.331	1:49.284	29	5.610	1:49.095	13	5.775	1:49.412
72	3.679	1:48.975	72	3.929	1:48.495	72	4.709	1:48.999	72	6.222	1:50.123	72	6.081	1:49.049
29	4.669	1:49.047	29	5.127	1:48.703	29	5.125	1:48.217	66	6.568	1:49.241	66	6.400	1:49.022
66	5.379	1:48.812	66	5.615	1:48.481	66	5.937	1:48.541	50	7.596	1:48.865	50	7.219	1:48.813
50	6.293	1:48.517	50	7.004	1:48.956	50	7.341	1:48.556	96	24.583	1:51.929	96	27.580	1:52.187
53	14.435	1:52.336	96	17.721	1:51.461	96	21.264	1:51.762	53	26.198	1:52.019	53	29.272	1:52.264
96	14.505	1:52.307	53	18.687	1:52.497	53	22.789	1:52.321	27	28.143	1:51.356	27	30.212	1:51.259
27	19.613	1:50.850	27	22.646	1:51.278	27	25.397	1:50.970	12	34.324	1:52.892	19	37.449	1:52.185
19	21.579	1:52.556	19	26.086	1:52.752	12	30.042	1:51.916	19	34.454	1:52.805	12	37.499	1:52.365
2	21.833	1:53.749	12	26.345	1:51.155	19	30.259	1:52.392	94	34.970	1:51.723	94	37.809	1:52.029
12	23.435	1:51.732	2	26.715	1:53.127	2	30.931	1:52.435	2	35.276	1:52.955	10	37.971	1:51.604
10	23.802	1:52.484	10	27.827	1:52.270	94	31.857	1:52.048	10	35.557	1:52.245	2	38.160	1:52.074
94	24.095	1:52.463	94	28.028	1:52.178	10	31.922	1:52.314	4	35.574	1:52.145	4	38.388	1:52.004
4	24.257	1:52.229	4	28.245	1:52.233	4	32.039	1:52.013	44	39.171	1:52.049	44	41.756	1:51.775
44	27.551	1:52.625	44	31.792	1:52.486	44	35.732	1:52.159	20	51.469	1:54.766	20	55.824	1:53.545
41	33.642	1:53.914	24	39.411	1:53.727	24	45.162	1:53.970	24	51.642	1:55.090	24	55.921	1:53.469
24	33.929	1:53.589	20	39.687	1:53.214	20	45.313	1:53.845	86	54.053	1:54.646	86	58.481	1:53.618
20	34.718	1:53.488	52	42.045	1:55.373	86	48.017	1:54.033	52	1:02.168	2:01.835	91	1:10.639	1:56.011
52	34.917	1:53.897	86	42.203	1:55.170	52	48.943	1:55.117	91	1:03.818	1:55.850	11	1:10.720	1:55.225
86	35.278	1:53.391	91	49.171	1:56.004	91	56.578	1:55.626	11	1:04.685	1:56.537	71	1:13.304	1:56.150
71	41.275	1:55.457	71	49.734	1:56.704	11	56.758	1:54.675	71	1:06.344	1:56.663	22	1:13.464	1:55.981
91	41.412	1:55.938	11	50.302	1:56.601	22	58.187	1:55.733	22	1:06.673	1:57.096	69	1:25.642	1:58.889
11	41.946	1:56.074	22	50.673	1:56.461	71	58.291	1:56.776	69	1:15.943	1:59.634	21	1:30.893	1:56.849
22	42.457	1:55.611	69	54.285	1:57.980	69	1:04.919	1:58.853	21	1:23.234	1:56.401	5	1:30.945	1:56.251
69	44.550	1:57.251	5	1:06.655	1:57.893	5	1:15.235	1:56.799	5	1:23.884	1:57.259	46	1:33.190	1:57.634
46	56.676	1:58.721	46	1:07.141	1:58.710	21	1:15.443	1:56.457	46	1:24.746	1:57.204	99	1:48.448	2:00.381
5	57.007	1:57.300	21	1:07.205	1:58.105	46	1:16.152	1:57.230	99	1:37.257	1:59.891			
21	57.345	1:57.476	9	1:12.654	2:01.026	9	1:24.622	2:00.187						
9	59.873	1:59.037	99	1:15.104	1:59.872	99	1:25.976	1:59.091						
99	1:03.477	2:00.583												

MCRCB BULLETIN TK142

2009 Relentless British 125GP Championship & ACU Academy Cup

RACE 6 - LAP CHART

Lap 11			Lap 12		
No	Behind	Laptime	No	Behind	Laptime
6		1:49.034	6		1:50.244
29	5.200	1:48.826	13	4.380	1:49.019
13	5.605	1:48.864	29	4.408	1:49.452
72	5.721	1:48.674	66	4.440	1:48.593
66	6.091	1:48.725	72	4.544	1:49.067
50	6.454	1:48.269	50	7.062	1:50.852
96	29.881	1:51.335	99	1 LAP	1:59.778
27	32.355	1:51.177	96	31.509	1:51.872
53	32.572	1:52.334	27	32.667	1:50.556
12	40.533	1:52.068	53	34.260	1:51.932
19	40.576	1:52.161	94	42.715	1:52.209
94	40.750	1:51.975	10	43.307	1:52.625
10	40.926	1:51.989	4	43.510	1:52.492
4	41.262	1:51.908	2	43.745	1:52.280
2	41.709	1:52.583	44	44.521	1:50.909
44	43.856	1:51.134	19	44.953	1:54.621
24	59.764	1:52.877	24	1:01.808	1:52.288
20	59.892	1:53.102	20	1:02.217	1:52.569
86	1:04.108	1:54.661	86	1:12.654	1:58.790
91	1:16.828	1:55.223	91	1:22.258	1:55.674
11	1:17.119	1:55.433	11	1:22.356	1:55.481
71	1:20.451	1:56.181	22	1:26.728	1:56.162
22	1:20.810	1:56.380	71	1:26.799	1:56.592
69	1:37.081	2:00.473	5	1:43.087	1:55.316
5	1:38.015	1:56.104	21	1:44.398	1:56.057
21	1:38.585	1:56.726	69	1:44.534	1:57.697
46	1:42.147	1:57.991	46	1:51.145	1:59.242

MCRCB BULLETIN TK143

2009 Relentless British 125GP Championship & ACU Academy Cup

RACE 6 - POSITION CHART

No	Name	Pos	Laps												
			1	2	3	4	5	6	7	8	9	10	11	12	
6	Martin GLOSSOP	1	6	6	6	6	6	6	6	6	6	6	6	6	6
52	Adam BLACKLOCK	2	52	13	16	16	16	16	16	16	13	29	29	13	
13	Rob GUIVER	3	13	16	13	13	13	13	13	13	29	13	13	29	
16	Shaun HORSMAN	4	16	52	72	72	72	72	72	72	72	72	72	66	
53	Corey LEWIS	5	53	61	29	29	29	29	29	29	66	66	66	72	
72	Connor BEHAN	6	72	72	66	50	66	66	66	66	50	50	50	50	
61	Paul JORDAN	7	61	53	50	66	50	50	50	50	96	96	96	96	
2	Robbie STEWART	8	2	29	53	53	53	53	96	96	53	53	27	27	
66	Tom HAYWARD	9	66	66	96	96	96	96	53	53	27	27	53	53	
29	James LODGE	10	29	96	2	2	2	27	27	27	12	19	12	94	
96	Ryan SAXELBY	11	96	2	52	19	27	19	19	12	19	12	19	10	
19	Michael HILL	12	19	50	19	27	19	2	12	19	94	94	94	4	
17	John McPHEE	13	17	19	27	10	10	12	2	2	2	10	10	2	
27	Catherine GREEN	14	27	27	10	94	94	10	10	94	10	2	4	44	
50	Tim HASTINGS	15	50	10	4	12	12	94	94	10	4	4	2	19	
10	Peter SUTHERLAND	16	10	4	94	4	4	4	4	4	44	44	44	24	
4	Philip WAKEFIELD	17	4	94	12	44	44	44	44	44	20	20	24	20	
94	Sam HORNSEY	18	94	12	44	41	41	41	24	24	24	24	24	86	
28	Jon VINCENT	19	28	44	41	24	24	24	20	20	86	86	86	91	
86	Luke HARVEY	20	86	86	86	86	52	20	52	86	52	91	91	11	
12	Edward RENDELL	21	12	41	24	52	20	52	86	52	91	11	11	22	
69	Joshua HARLAND	22	69	91	91	20	86	86	91	91	11	71	71	71	
44	Rob HODSON	23	44	24	20	91	91	71	71	11	71	22	22	5	
41	Shaun WINFIELD	24	41	71	71	71	71	91	11	22	22	69	69	21	
71	Andy REID	25	71	20	69	69	11	11	22	71	69	21	5	69	
91	Ian STANFORD	26	91	69	11	11	22	22	69	69	21	5	21	46	
20	Jamie HODSON	27	20	11	22	22	69	69	5	5	5	46	46		
11	Tom WEEDEN	28	11	22	46	46	26	46	46	21	46	99	99		
24	Ben BARRETT	29	24	28	5	26	46	5	21	46	99				
22	Matthew PAULO	30	22	46	99	5	5	21	9	9					
46	Ross WALKER	31	46	99	26	9	21	9	99	99					
99	Kasey WYATT	32	99	9	21	21	9	99							
9	Niall CAMPBELL	33	9	21	9	99	99								
21	Tom STANFORD	34	21	5											
5	Tomas DOUGHTY	35	5	26											
26	Nicole McALEER	36	26												

MRCRB BULLETIN TK144

2009 Relentless British 125GP Championship & ACU Academy Cup

RACE 6 - SECTOR ANALYSIS

2	Robbie STEWART					Repli-Cast UK								
1-	111.1	54.319	101.8	31.460	104.4	1:59.998	7-	28.495	110.7	53.462	101.1	31.170	104.0	1:53.127
2-	28.226	112.2	54.503	100.3	31.298	103.2	8-	28.216	110.6	53.257	101.4	30.962	103.9	1:52.435
3-	28.497	111.7	53.651	101.7	31.118	104.4	9-	28.241	109.5	53.692	100.9	31.022	105.2	1:52.955
4-	28.297	110.7	53.588	100.9	31.312	103.7	10-	28.319	110.6	53.063	103.1	30.692	106.0	1:52.074
5-	28.534	107.9	53.690	101.4	31.178	103.2	11-	27.880	112.0	53.890	103.2	30.813	104.7	1:52.583
6-	28.532	108.6	53.881	98.7	31.336	104.2	12-	27.899	112.0	53.161	103.6	31.220	104.0	1:52.280
4	Philip WAKEFIELD					PWR / Sandbach Scrap Metal								
1-	109.1	56.047	99.1	31.752	103.6	2:03.871	7-	27.841	111.7	53.587	101.1	30.805	104.5	1:52.233
2-	28.436	109.1	53.956	100.6	31.010	104.0	8-	27.838	110.2	53.321	100.6	30.854	103.2	1:52.013
3-	28.489	110.4	54.856	100.2	31.121	103.6	9-	27.902	110.7	53.437	100.6	30.806	103.4	1:52.145
4-	28.618	108.8	53.571	100.3	31.354	104.7	10-	28.029	110.6	53.217	102.0	30.758	104.7	1:52.004
5-	28.049	110.4	53.639	100.6	30.864	104.5	11-	27.753	110.9	53.409	100.5	30.746	104.9	1:51.908
6-	27.942	110.6	53.494	100.8	30.793	105.2	12-	27.862	111.7	53.434	100.3	31.196	102.5	1:52.492
5	Tomas DOUGHTY					C TopGear Racing								
1-	110.6	58.721	96.8	32.473	103.6	2:10.308	7-	29.764	107.0	56.216	98.3	31.913	101.2	1:57.893
2-	29.708	110.0	57.005	100.3	32.899	103.9	8-	29.449	107.9	55.675	99.1	31.675	101.4	1:56.799
3-	29.631	108.6	56.977	100.2	32.185	101.1	9-	29.201	107.9	56.487	99.3	31.571	102.0	1:57.259
4-	29.713	107.7	56.866	99.1	32.058	101.8	10-	28.880	109.3	55.115	99.7	32.256	100.9	1:56.251
5-	29.640	107.7	56.300	99.3	32.223	100.5	11-	29.113	108.1	55.446	98.8	31.545	102.0	1:56.104
6-	29.518	106.7	55.864	98.7	31.918	101.1	12-	29.062	108.4	54.986	100.2	31.268	101.7	1:55.316
6	Martin GLOSSOP					KRP / Bradley Smith Racing								
1-	113.6	52.834	106.7	30.483	110.4	1:56.251	7-	27.162	116.5	51.059	106.7	30.024	110.6	1:48.245
2-	27.820	114.7	52.368	106.9	30.612	110.0	8-	27.024	116.7	51.283	106.5	29.912	110.4	1:48.219
3-	27.900	115.5	52.295	106.5	30.496	109.1	9-	27.273	116.3	51.304	106.0	30.033	110.9	1:48.610
4-	27.516	116.1	51.781	106.7	30.369	110.0	10-	27.390	116.3	51.804	107.5	29.996	110.7	1:49.190
5-	27.423	115.9	51.601	106.7	30.263	108.9	11-	27.278	114.9	51.595	108.7	30.161	109.3	1:49.034
6-	27.380	116.7	51.553	106.7	30.178	110.2	12-	27.685	115.5	51.931	106.2	30.628	105.5	1:50.244
9	Niall CAMPBELL					C Kinpac Racing								
1-	107.7	58.359	100.5	32.680	103.1	2:09.770	5-	29.858	107.7	56.037	100.0	32.411	102.9	1:58.306
2-	29.829	110.0	56.954	100.6	33.126	102.3	6-	29.395	108.8	57.005	98.4	32.637	100.0	1:59.037
3-	29.957	107.2	58.080	102.3	32.615	104.0	7-	30.252	104.4	57.720	97.7	33.054	101.1	2:01.026
4-	29.586	109.5	56.258	100.5	32.161	103.1	8-	30.153	106.7	57.122	98.0	32.912	100.6	2:00.187
10	Peter SUTHERLAND					C Kinpac Racing								
1-	114.5	56.125	103.7	31.789	106.5	2:03.630	7-	27.781	115.1	53.756	104.0	30.733	108.6	1:52.270
2-	27.843	115.9	54.509	105.2	31.081	107.5	8-	27.667	114.7	53.772	103.9	30.875	106.7	1:52.314
3-	28.480	113.9	54.850	104.5	30.907	107.2	9-	27.774	114.9	53.346	105.0	31.125	108.1	1:52.245
4-	28.025	113.0	54.201	104.0	30.938	106.9	10-	27.648	114.7	53.166	104.5	30.790	108.2	1:51.604
5-	27.919	113.2	54.023	104.2	30.718	107.9	11-	28.039	113.9	53.314	104.7	30.636	109.1	1:51.989
6-	27.905	112.8	53.814	104.4	30.765	107.5	12-	27.891	114.9	53.318	105.2	31.416	106.3	1:52.625
11	Tom WEEDEN					C TABOO Motorsport Junior Team								
1-	111.1	56.946	101.7	32.108	106.7	2:07.041	7-	28.849	113.2	56.045	101.4	31.707	105.2	1:56.601
2-	28.540	114.7	55.602	104.7	32.388	101.2	8-	28.522	114.5	54.349	102.5	31.804	105.8	1:54.675
3-	29.450	114.1	55.478	104.2	31.960	106.5	9-	29.416	112.0	55.742	102.3	31.379	106.5	1:56.537
4-	28.899	114.1	55.176	103.2	31.919	106.9	10-	28.681	112.4	54.524	101.2	32.020	106.5	1:55.225
5-	28.679	112.8	54.728	103.6	31.818	104.7	11-	29.235	112.0	54.799	102.8	31.399	105.3	1:55.433
6-	29.286	113.9	54.933	103.1	31.855	106.2	12-	28.954	113.9	54.652	103.4	31.875	106.2	1:55.481
12	Edward RENDELL					Team Aztec GP								
1-	113.4	55.791	103.9	31.734	107.0	2:04.899	7-	27.899	111.7	52.556	103.2	30.700	105.7	1:51.155
2-	28.506	110.4	54.259	102.6	31.552	106.0	8-	27.918	112.8	52.815	104.0	31.183	104.0	1:51.916
3-	28.116	111.5	53.489	104.4	31.184	107.5	9-	27.794	111.1	53.673	101.7	31.425	104.7	1:52.892
4-	28.358	112.8	53.516	102.3	31.094	105.7	10-	28.268	112.2	53.038	102.9	31.059	106.0	1:52.365
5-	28.075	111.8	53.538	104.7	30.923	107.2	11-	28.049	112.4	52.686	101.8	31.333	102.6	1:52.068
6-	27.680	113.6	52.962	104.5	31.090	105.0								

Oulton Park International
Circuit Length = 2.6920 miles
Start: 16:08 End: 16:33

Weather / Track : Cloudy / Dry

MCRCB BULLETIN TK144

2009 Relentless British 125GP Championship & ACU Academy Cup

RACE 6 - SECTOR ANALYSIS

13	Rob GUIVER		SP125 / RG Racing												
1-	111.5	53.472	104.0	31.065	106.2	1:58.468	7-	27.411	111.7	51.537	103.7	30.298	106.5	1:49.246	
2-	27.987	112.4	52.361	104.5	30.641	106.2	1:50.989	8-	27.433	112.4	51.571	102.9	30.280	105.8	1:49.284
3-	27.873	112.8	52.321	104.7	30.307	106.0	1:50.501	9-	27.548	112.2	52.030	103.7	30.254	106.9	1:49.832
4-	27.514	113.2	51.671	103.2	30.284	106.2	1:49.469	10-	27.493	114.7	51.764	105.0	30.155	106.7	1:49.412
5-	27.546	113.6	51.482	104.0	30.356	106.9	1:49.384	11-	27.212	113.0	51.564	100.9	30.088	107.7	1:48.864
6-	27.593	113.2	51.388	103.6	30.279	106.0	1:49.260	12-	27.596	111.3	51.381	104.5	30.042	105.7	1:49.019
16	Shaun HORSMAN		Smytry I.T. North												
1-	113.0	54.241	102.9	30.592	105.3	1:59.108	5-	27.564	111.3	51.455	103.9	29.873	106.2	1:48.892	
2-	27.517	112.4	52.407	104.4	30.619	105.5	1:50.543	6-	27.539	109.5	51.334	103.7	29.888	106.7	1:48.761
3-	27.762	113.7	52.029	102.0	29.926	106.0	1:49.717	7-	27.416	111.1	51.330	103.9	29.809	106.2	1:48.555
4-	27.456	111.8	51.627	102.6	29.954	105.8	1:49.037	8-	27.085	112.4	51.300	101.5	29.663	106.0	1:48.048
17	John McPHEE		C McPhee Racing												
1-	111.5	55.879	101.7	31.529	104.0	2:02.403									
19	Michael HILL		TABOO Motorsport												
1-	114.9	55.769	104.9	31.311	105.8	2:02.241	7-	28.417	111.3	53.191	102.5	31.144	105.5	1:52.752	
2-	28.343	113.0	53.965	104.0	31.001	106.0	1:53.309	8-	28.147	112.0	53.234	103.4	31.011	106.2	1:52.392
3-	28.493	111.7	53.732	102.5	31.026	106.0	1:53.251	9-	28.179	111.1	53.433	102.3	31.193	107.9	1:52.805
4-	28.277	111.1	53.648	102.8	31.088	105.0	1:53.013	10-	28.058	110.7	53.068	103.1	31.059	106.2	1:52.185
5-	28.487	110.7	53.477	102.8	31.051	106.9	1:53.015	11-	28.008	111.5	53.058	103.4	31.095	107.0	1:52.161
6-	28.141	111.7	53.323	102.6	31.092	104.9	1:52.556	12-	28.025	112.2	53.066	103.9	33.530	104.5	1:54.621
20	Jamie HODSON		JGH Racing												
1-	111.5	57.223	101.5	31.757	104.5	2:06.609	7-	28.079	111.1	53.890	101.1	31.245	104.9	1:53.214	
2-	29.064	110.4	54.849	103.6	32.923	100.6	1:56.836	8-	28.446	108.9	53.927	102.3	31.472	102.6	1:53.845
3-	29.429	110.6	53.961	101.4	31.790	103.7	1:55.180	9-	28.641	111.1	54.516	102.0	31.609	102.6	1:54.766
4-	29.033	109.7	53.408	101.8	31.833	102.9	1:54.274	10-	28.599	110.0	53.462	100.9	31.484	102.5	1:53.545
5-	29.032	110.6	53.746	102.8	31.359	104.2	1:54.137	11-	28.339	109.1	53.223	100.9	31.540	103.9	1:53.102
6-	28.523	110.0	53.896	102.0	31.069	102.8	1:53.488	12-	28.030	109.3	53.399	102.0	31.140	104.2	1:52.569
21	Tom STANFORD		Stanford Racing												
1-	107.5	58.743	97.0	32.457	102.9	2:09.954	7-	29.448	103.1	56.671	96.0	31.986	105.3	1:58.105	
2-	29.762	106.7	57.236	97.0	32.913	99.7	1:59.911	8-	29.173	106.0	55.751	97.7	31.533	102.8	1:56.457
3-	29.956	107.5	57.594	97.3	32.870	102.0	2:00.420	9-	29.117	107.7	55.359	97.1	31.925	100.8	1:56.401
4-	29.795	108.4	56.591	96.1	31.828	102.8	1:58.214	10-	29.102	102.8	55.478	95.9	32.269	100.0	1:56.849
5-	29.241	106.7	55.814	97.0	32.121	101.4	1:57.176	11-	29.311	105.5	55.554	97.7	31.861	102.6	1:56.726
6-	29.540	107.0	56.004	96.4	31.932	101.7	1:57.476	12-	29.083	101.4	55.311	98.5	31.663	102.1	1:56.057
22	Matthew PAULO		C Paulo Racing												
1-	109.3	57.167	102.0	32.310	102.1	2:07.625	7-	28.745	109.5	55.950	99.1	31.766	102.3	1:56.461	
2-	29.604	108.6	55.755	100.6	32.015	102.1	1:57.374	8-	28.730	109.1	54.318	100.6	32.685	99.9	1:55.733
3-	29.443	108.2	55.163	101.4	31.983	101.8	1:56.589	9-	29.297	107.4	55.728	99.3	32.071	101.7	1:57.096
4-	29.251	108.8	54.389	100.8	31.735	101.8	1:55.375	10-	29.132	108.6	54.621	99.6	32.228	102.6	1:55.981
5-	29.244	108.9	54.709	100.9	31.736	101.8	1:55.689	11-	29.246	108.8	54.783	99.9	32.351	102.6	1:56.380
6-	29.161	108.2	54.646	100.5	31.804	102.1	1:55.611	12-	28.999	109.8	54.962	100.9	32.201	103.2	1:56.162
24	Ben BARRETT		SP125Racing / Lowerdale Autos												
1-	111.3	56.903	103.4	32.259	106.0	2:07.288	7-	28.337	110.7	54.107	101.2	31.283	103.9	1:53.727	
2-	28.468	114.5	54.960	104.0	32.278	102.6	1:55.706	8-	28.680	109.1	53.747	101.8	31.543	102.3	1:53.970
3-	28.871	109.7	54.132	102.9	31.399	103.7	1:54.402	9-	28.521	109.7	54.585	101.2	31.984	103.9	1:55.090
4-	28.722	110.0	54.308	102.3	31.729	103.7	1:54.759	10-	28.393	109.3	53.747	102.9	31.329	104.5	1:53.469
5-	28.697	109.7	53.992	102.6	31.302	103.7	1:53.991	11-	28.377	111.1	53.385	102.8	31.115	103.6	1:52.877
6-	28.593	110.6	53.601	102.8	31.395	103.2	1:53.589	12-	28.129	109.7	52.989	101.7	31.170	103.6	1:52.288
26	Nicole McALEER		C Megabikes.ie												
1-	109.5	58.926	99.6	32.792	104.5	2:10.602	4-	28.960	110.2	55.821	100.0	32.006	103.9	1:56.787	
2-	29.510	110.4	57.127	102.0	33.206	103.6	1:59.843	5-	28.883	110.7	55.560	101.4	32.059	103.1	1:56.502
3-	29.338	111.1	57.707	102.5	32.587	104.2	1:59.632								

Oulton Park International
Circuit Length = 2.6920 miles
Start: 16:08 End: 16:33

Weather / Track : Cloudy / Dry

MCRCB BULLETIN TK144

2009 Relentless British 125GP Championship & ACU Academy Cup

RACE 6 - SECTOR ANALYSIS

27	Catherine GREEN				www.cgracing27.co.uk										
1-	112.6	56.386	104.0	31.474	106.5	2:02.678	7-	28.126	111.5	52.490	102.9	30.662	106.3	1:51.278	
2-	28.135	114.3	54.224	105.4	31.720	103.7	1:54.079	8-	27.701	112.0	52.666	103.6	30.603	106.0	1:50.970
3-	28.852	113.4	54.310	103.2	30.757	106.0	1:53.919	9-	28.017	112.2	52.956	103.2	30.383	106.9	1:51.356
4-	28.099	112.4	53.175	102.8	30.563	107.0	1:51.837	10-	27.927	112.4	52.772	103.6	30.560	105.7	1:51.259
5-	28.116	112.6	53.337	103.4	30.603	105.3	1:52.056	11-	27.742	112.8	52.733	104.5	30.702	105.0	1:51.177
6-	27.784	113.0	52.555	102.9	30.511	105.8	1:50.850	12-	27.527	113.0	52.403	103.2	30.626	104.9	1:50.556
28	Jon VINCENT				Molly / GRF Heavy Transport										
1-	110.9	56.026	99.7	32.161	106.0	2:04.276	2-	29.079	110.9	56.105	100.3	In		2:01.732 P	
29	James LODGE				KRP / Earnshaws Motorcycles										
1-	116.3	55.593	104.9	30.663	108.6	2:01.076	7-	27.103	115.1	51.503	106.2	30.097	106.0	1:48.703	
2-	27.629	116.3	53.119	107.2	30.454	107.5	1:51.202	8-	27.046	113.0	51.437	102.9	29.734	108.6	1:48.217
3-	27.383	116.7	52.311	103.9	30.635	108.2	1:50.329	9-	26.889	115.1	52.028	106.0	30.178	110.0	1:49.095
4-	27.389	113.2	52.307	104.9	30.017	108.4	1:49.713	10-	27.221	113.4	51.802	105.2	29.965	108.1	1:48.988
5-	27.159	113.6	52.014	104.7	29.935	108.2	1:49.108	11-	27.052	114.1	51.953	104.7	29.821	106.7	1:48.826
6-	27.184	113.9	51.862	105.0	30.001	107.2	1:49.047	12-	27.067	113.9	51.994	105.5	30.391	105.8	1:49.452
41	Shaun WINFIELD				C TAG Triumph										
1-	111.8	56.869	103.4	31.684	106.3	2:05.284	4-	28.537	110.0	54.880	101.5	31.580	102.5	1:54.997	
2-	28.809	114.7	55.413	103.6	31.627	102.9	1:55.849	5-	29.132	108.9	54.487	101.2	31.305	102.8	1:54.924
3-	28.511	111.1	54.456	102.8	31.513	103.4	1:54.480	6-	28.479	109.8	54.035	101.2	31.400	101.4	1:53.914
44	Rob HODSON				JGH Racing										
1-	110.9	56.076	102.7	32.237	103.9	2:05.266	7-	28.343	106.7	52.920	97.5	31.223	100.6	1:52.486	
2-	28.467	112.2	54.319	99.0	32.162	97.1	1:54.948	8-	28.171	107.5	53.104	98.4	30.884	100.3	1:52.159
3-	28.705	107.2	53.600	100.0	31.051	101.2	1:53.356	9-	28.167	107.7	52.977	99.3	30.905	100.0	1:52.049
4-	28.550	108.1	54.086	99.1	31.357	99.9	1:53.993	10-	28.119	106.5	52.796	100.3	30.860	100.9	1:51.775
5-	28.607	107.0	53.368	98.8	31.194	99.9	1:53.169	11-	27.969	107.4	52.360	99.4	30.805	100.9	1:51.134
6-	28.221	107.7	53.141	98.0	31.263	99.3	1:52.625	12-	27.858	109.3	52.231	99.7	30.820	102.0	1:50.909
46	Ross WALKER				C Ross Walker Racing										
1-	108.1	57.877	99.7	32.993	99.6	2:09.034	7-	30.042	105.7	56.726	98.1	31.942	102.8	1:58.710	
2-	29.911	106.7	56.210	99.3	32.630	99.6	1:58.751	8-	29.797	107.4	55.673	99.9	31.760	101.8	1:57.230
3-	30.140	106.2	56.074	98.3	32.354	100.2	1:58.568	9-	29.489	106.7	55.869	99.1	31.846	102.5	1:57.204
4-	29.721	105.5	55.827	96.1	32.758	99.6	1:58.306	10-	29.629	104.7	55.961	99.0	32.044	101.2	1:57.634
5-	30.421	104.0	56.146	98.5	32.535	101.1	1:59.102	11-	29.648	107.0	55.946	98.3	32.397	100.2	1:57.991
6-	29.582	107.5	56.348	97.1	32.791	99.7	1:58.721	12-	29.837	106.7	56.612	97.5	32.793	100.0	1:59.242
50	Tim HASTINGS				C KRP / Bradley Smith Racing										
1-	113.9	55.433	103.4	30.873	109.1	2:03.164	7-	27.132	115.1	52.089	106.4	29.735	109.5	1:48.956	
2-	27.635	117.9	53.004	106.7	30.304	110.0	1:50.943	8-	27.102	115.1	51.714	105.0	29.740	108.9	1:48.556
3-	27.883	114.5	51.986	106.7	29.788	109.1	1:49.657	9-	27.136	115.7	51.963	106.5	29.766	108.4	1:48.865
4-	27.190	116.3	51.778	107.2	29.685	110.7	1:48.653	10-	27.299	115.3	51.892	106.2	29.622	109.5	1:48.813
5-	27.351	117.3	53.947	104.4	29.867	109.3	1:51.165	11-	27.022	117.1	51.611	107.9	29.636	110.6	1:48.269
6-	27.340	115.3	51.611	106.4	29.566	109.3	1:48.517	12-	27.122	115.9	53.395	105.2	30.335	103.1	1:50.852
52	Adam BLACKLOCK				C Repli-Cast UK										
1-	112.8	53.730	105.7	30.811	106.7	1:56.924	6-	28.210	114.3	54.235	103.9	31.452	106.0	1:53.897	
2-	28.215	114.5	53.633	105.7	31.200	106.5	1:53.048	7-	28.478	115.1	54.912	102.8	31.983	105.0	1:55.373
3-	28.371	115.3	53.456	104.2	In		1:58.398 P	8-	29.050	111.7	54.533	104.9	31.534	104.5	1:55.117
4-	Out	114.9	53.483	105.5	31.380	106.9	2:04.496	9-	28.881	112.8	55.237	102.6	In		2:01.835 P
5-	28.652	114.3	53.897	105.7	31.411	107.0	1:53.960								
53	Corey LEWIS				C Corey Lewis Racing										
1-	111.1	54.326	103.7	31.290	106.3	1:59.454	7-	28.280	111.7	53.150	102.3	31.067	104.0	1:52.497	
2-	27.785	113.2	53.334	104.7	30.736	105.5	1:51.855	8-	28.247	110.2	53.135	101.8	30.939	104.9	1:52.321
3-	28.105	111.7	53.587	104.2	30.803	104.7	1:52.495	9-	27.981	111.5	53.172	102.0	30.866	104.9	1:52.019
4-	27.976	111.7	53.067	102.0	30.883	104.0	1:51.926	10-	28.040	110.9	53.136	102.5	31.088	104.0	1:52.264
5-	28.021	111.1	53.320	102.8	30.834	104.9	1:52.175	11-	27.919	111.1	53.361	100.9	31.054	105.3	1:52.334
6-	28.117	110.9	53.045	102.3	31.174	103.2	1:52.336	12-	27.496	113.4	53.051	102.8	31.385	101.7	1:51.932

Oulton Park International
Circuit Length = 2.6920 miles
Start: 16:08 End: 16:33

Weather / Track : Cloudy / Dry

MCRCB BULLETIN TK144

2009 Relentless British 125GP Championship & ACU Academy Cup

RACE 6 - SECTOR ANALYSIS

61	Paul JORDAN				KRP / Bradley Smith Racing										
1-	114.1	54.556	105.4	30.587	108.2	1:59.963	2-	27.667	116.7	<i>52.265</i>	<i>106.2</i>	<i>30.180</i>	<i>110.0</i>	1:50.112	
66	Tom HAYWARD				KRP / Daniel Hayward Racing										
1-	114.3	55.312	106.2	30.888	108.9	2:00.865	7-	27.105	115.5	51.316	107.0	30.060	109.7	1:48.481	
2-	27.752	115.9	53.105	106.4	30.729	109.1	1:51.586	8-	27.167	115.7	<i>51.283</i>	107.5	30.091	109.1	1:48.541
3-	27.591	<i>116.7</i>	52.451	105.2	30.705	108.8	1:50.747	9-	27.149	115.5	52.015	106.2	30.077	109.8	1:49.241
4-	27.511	114.5	51.997	105.2	30.365	109.8	1:49.873	10-	27.293	<i>116.7</i>	51.690	107.4	30.039	109.8	1:49.022
5-	27.256	116.5	51.865	106.4	30.181	109.5	1:49.302	11-	27.323	115.3	51.361	107.4	30.041	<i>111.1</i>	1:48.725
6-	27.166	115.1	51.517	105.7	30.129	109.3	1:48.812	12-	<i>27.056</i>	115.5	51.707	<i>108.4</i>	<i>29.830</i>	109.7	1:48.593
69	Joshua HARLAND				C										
1-	<i>111.7</i>	56.541	96.4	32.235	100.2	2:04.948	7-	29.257	107.0	56.159	96.8	32.564	100.5	1:57.980	
2-	29.245	107.5	55.618	<i>100.6</i>	33.696	97.3	1:58.559	8-	29.600	106.4	56.588	97.0	32.665	99.4	1:58.853
3-	29.510	108.4	<i>54.943</i>	99.9	31.841	98.8	1:56.294	9-	29.748	107.5	57.258	97.5	32.628	100.3	1:59.634
4-	29.191	107.4	55.134	97.5	32.319	97.4	1:56.644	10-	29.637	106.4	56.554	97.0	32.698	99.9	1:58.889
5-	29.269	105.4	55.624	97.5	<i>31.767</i>	<i>101.7</i>	1:56.660	11-	29.981	105.8	57.058	97.4	33.434	100.3	2:00.473
6-	<i>28.948</i>	108.2	55.862	95.6	32.441	98.8	1:57.251	12-	29.959	108.1	55.654	99.3	32.084	100.9	1:57.697
71	Andy REID				C Motrac Racing										
1-	<i>111.8</i>	56.723	<i>101.1</i>	32.055	<i>102.8</i>	2:05.947	7-	29.157	107.4	55.312	98.8	32.235	101.2	1:56.704	
2-	28.966	110.6	55.287	100.5	33.049	99.7	1:57.302	8-	<i>28.958</i>	109.5	54.767	99.6	33.051	99.9	1:56.776
3-	29.293	110.0	54.778	100.3	32.235	102.1	1:56.306	9-	29.148	109.5	54.805	99.9	32.710	99.6	1:56.663
4-	29.015	109.5	54.572	100.0	<i>31.895</i>	102.3	1:55.482	10-	28.992	108.4	54.696	97.8	32.462	100.8	1:56.150
5-	29.136	111.1	55.320	99.0	32.131	102.5	1:56.587	11-	29.008	108.2	55.022	98.5	32.151	100.8	1:56.181
6-	28.961	109.3	<i>54.253</i>	98.3	32.243	101.2	1:55.457	12-	29.191	107.4	54.994	98.0	32.407	102.0	1:56.592
72	Connor BEHAN				SP125 / Express Forklifts										
1-	110.7	54.816	101.2	30.777	105.5	1:59.875	7-	27.032	111.3	<i>51.439</i>	101.1	30.024	104.9	1:48.495	
2-	27.480	<i>113.6</i>	52.532	102.3	30.442	106.7	1:50.454	8-	<i>26.901</i>	112.6	52.066	100.8	30.032	104.9	1:48.999
3-	28.135	<i>113.6</i>	52.335	100.8	30.498	104.2	1:50.968	9-	27.291	112.4	52.275	103.2	30.557	104.5	1:50.123
4-	27.393	111.5	52.122	100.9	30.289	103.2	1:49.804	10-	27.218	112.0	51.585	102.3	30.246	104.9	1:49.049
5-	27.266	111.1	51.972	100.2	30.171	104.5	1:49.409	11-	27.060	113.0	51.634	102.9	<i>29.980</i>	<i>108.2</i>	1:48.674
6-	27.199	111.5	51.597	101.5	30.179	103.7	1:48.975	12-	27.366	110.9	51.571	<i>104.9</i>	30.130	103.2	1:49.067
86	Luke HARVEY				RV Racing										
1-	111.8	56.184	102.0	31.728	<i>106.3</i>	2:04.596	7-	28.529	111.7	54.711	102.0	31.930	105.3	1:55.170	
2-	29.087	<i>112.8</i>	55.311	101.5	31.775	103.4	1:56.173	8-	28.595	111.5	54.203	101.5	31.235	103.7	1:54.033
3-	28.897	108.6	55.085	101.4	31.637	102.9	1:55.619	9-	28.572	109.3	54.815	101.2	31.259	104.2	1:54.646
4-	29.115	107.9	54.893	99.9	31.985	104.2	1:55.993	10-	28.267	111.3	54.214	100.5	<i>31.137</i>	104.7	1:53.618
5-	29.299	108.8	54.701	102.0	31.312	105.5	1:55.312	11-	<i>28.257</i>	111.1	55.071	100.3	31.333	103.6	1:54.661
6-	28.340	112.4	<i>53.776</i>	<i>102.9</i>	31.275	105.5	1:53.391	12-	28.526	108.9	55.714	101.1	34.550	70.8	1:58.790
91	Ian STANFORD				Stanford Racing										
1-	112.0	56.481	101.8	31.689	<i>107.4</i>	2:06.244	7-	29.323	110.0	54.709	100.9	31.972	104.7	1:56.004	
2-	<i>29.006</i>	112.0	55.068	<i>103.6</i>	32.425	104.5	1:56.499	8-	29.259	109.1	54.586	100.8	31.781	104.2	1:55.626
3-	29.413	<i>112.8</i>	54.546	102.9	31.817	105.3	1:55.776	9-	29.233	110.0	54.858	99.7	31.759	104.9	1:55.850
4-	29.571	110.9	54.782	101.8	31.824	104.9	1:56.177	10-	29.268	109.7	54.913	98.7	31.830	103.9	1:56.011
5-	29.405	109.7	55.194	100.2	31.985	104.7	1:56.584	11-	29.100	109.7	<i>54.474</i>	100.8	<i>31.649</i>	104.2	1:55.223
6-	29.437	112.6	54.621	101.1	31.880	105.2	1:55.938	12-	29.156	109.7	54.482	100.9	32.036	103.6	1:55.674
94	Sam HORNSEY				C Team Hornsey Steels										
1-	114.1	55.896	102.8	31.787	106.0	2:04.094	7-	27.719	114.3	53.703	103.4	30.756	106.2	1:52.178	
2-	28.242	113.0	53.977	103.4	31.337	106.2	1:53.556	8-	27.715	113.6	53.417	102.8	30.916	104.4	1:52.048
3-	28.151	<i>115.3</i>	54.920	103.6	31.193	<i>107.2</i>	1:54.264	9-	<i>27.638</i>	113.7	53.375	102.8	<i>30.710</i>	106.0	1:51.723
4-	28.169	111.7	53.692	102.8	31.019	104.7	1:52.880	10-	27.826	114.3	53.195	102.8	31.008	105.0	1:52.029
5-	27.965	112.8	53.774	103.6	30.905	106.2	1:52.644	11-	27.751	113.0	53.285	104.2	30.939	106.0	1:51.975
6-	27.738	114.1	53.901	103.7	30.824	105.5	1:52.463	12-	28.135	114.7	<i>53.023</i>	<i>104.5</i>	31.051	104.9	1:52.209
96	Ryan SAXELBY				KRP / Bradley Smith Racing										
1-	115.3	55.280	104.7	30.885	<i>110.0</i>	2:01.415	7-	27.788	114.5	<i>52.382</i>	104.0	31.291	107.0	1:51.461	
2-	27.797	115.7	53.653	104.5	31.157	109.8	1:52.607	8-	28.035	114.3	52.768	104.2	30.959	107.9	1:51.762
3-	28.130	115.5	52.838	104.9	30.803	108.9	1:51.771	9-	<i>27.744</i>	114.1	53.318	102.5	30.867	108.1	1:51.929

Oulton Park International
Circuit Length = 2.6920 miles
Start: 16:08 End: 16:33

Weather / Track : Cloudy / Dry

MCRCB BULLETIN TK144

2009 Relentless British 125GP Championship & ACU Academy Cup

RACE 6 - SECTOR ANALYSIS

4 -	27.955	113.9	52.700	105.0	30.657	107.9	1:51.312	10 -	27.824	114.3	52.989	104.5	31.374	106.7	1:52.187
5 -	27.794	113.9	52.429	<i>106.2</i>	30.676	109.8	1:50.899	11 -	27.762	114.5	52.950	103.9	<i>30.623</i>	107.5	1:51.335
6 -	28.120	<i>115.9</i>	53.152	105.2	31.035	106.5	1:52.307	12 -	27.970	113.9	53.153	102.9	30.749	105.5	1:51.872
99	Kasey WYATT							C Repli-Cast UK							
1 -		<i>110.9</i>	58.120	<i>100.8</i>	32.623	<i>103.7</i>	2:09.055	7 -	30.344	105.5	57.327	99.0	<i>32.201</i>	103.6	1:59.872
2 -	29.946	109.3	57.422	99.4	32.820	102.3	2:00.188	8 -	29.900	107.4	<i>56.817</i>	99.9	32.374	102.3	1:59.091
3 -	30.277	106.4	57.708	99.6	32.567	103.6	2:00.552	9 -	30.058	106.5	57.160	98.1	32.673	102.6	1:59.891
4 -	30.026	108.1	57.249	100.5	32.268	103.4	1:59.543	10 -	30.379	104.5	57.212	98.3	32.790	101.7	2:00.381
5 -	<i>29.778</i>	108.4	57.296	97.7	32.288	102.8	1:59.362	11 -	30.038	107.0	57.227	100.2	32.513	101.5	1:59.778
6 -	30.947	106.0	57.301	98.5	32.335	102.9	2:00.583								

MCRCB BULLETIN TK145

2009 Relentless British 125GP Championship & ACU Academy Cup

RACE 6 - SPEED TRAPS

SECTOR 1				SECTOR 2			FINISH LINE		
POS	NO	NAME	MPH	NO	NAME	MPH	NO	NAME	MPH
1	50	Tim HASTINGS	117.9	66	Tom HAYWARD	108.4	66	Tom HAYWARD	111.1
2	61	Paul JORDAN	117.1	6	Martin GLOSSOP	108.1	6	Martin GLOSSOP	110.9
3	6	Martin GLOSSOP	116.7	50	Tim HASTINGS	107.9	50	Tim HASTINGS	110.7
4	29	James LODGE	116.7	29	James LODGE	107.2	29	James LODGE	110.0
5	66	Tom HAYWARD	116.7	61	Paul JORDAN	106.2	61	Paul JORDAN	110.0
6	10	Peter SUTHERLAND	115.9	96	Ryan SAXELBY	106.2	96	Ryan SAXELBY	110.0
7	96	Ryan SAXELBY	115.9	52	Adam BLACKLOCK	105.7	10	Peter SUTHERLAND	109.1
8	52	Adam BLACKLOCK	115.3	27	Catherine GREEN	105.4	72	Connor BEHAN	108.2
9	94	Sam HORNSEY	115.3	10	Peter SUTHERLAND	105.2	19	Michael HILL	107.9
10	19	Michael HILL	114.9	13	Rob GUIVER	105.0	13	Rob GUIVER	107.7
11	11	Tom WEEDEN	114.7	19	Michael HILL	104.9	12	Edward RENDELL	107.5
12	13	Rob GUIVER	114.7	72	Connor BEHAN	104.9	91	Ian STANFORD	107.4
13	41	Shaun WINFIELD	114.7	11	Tom WEEDEN	104.7	94	Sam HORNSEY	107.2
14	24	Ben BARRETT	114.5	12	Edward RENDELL	104.7	27	Catherine GREEN	107.0
15	27	Catherine GREEN	114.3	53	Corey LEWIS	104.7	52	Adam BLACKLOCK	107.0
16	16	Shaun HORSMAN	113.7	94	Sam HORNSEY	104.5	11	Tom WEEDEN	106.9
17	12	Edward RENDELL	113.6	16	Shaun HORSMAN	104.4	16	Shaun HORSMAN	106.7
18	72	Connor BEHAN	113.6	24	Ben BARRETT	104.0	41	Shaun WINFIELD	106.3
19	53	Corey LEWIS	113.4	2	Robbie STEWART	103.6	53	Corey LEWIS	106.3
20	86	Luke HARVEY	112.8	20	Jamie HODSON	103.6	86	Luke HARVEY	106.3
21	91	Ian STANFORD	112.8	41	Shaun WINFIELD	103.6	2	Robbie STEWART	106.0
22	17	John McPHEE	112.6	91	Ian STANFORD	103.6	24	Ben BARRETT	106.0
23	2	Robbie STEWART	112.2	86	Luke HARVEY	102.9	28	Jon VINCENT	106.0
24	44	Rob HODSON	112.2	26	Nicole McALEER	102.5	21	Tom STANFORD	105.3
25	71	Andy REID	111.8	9	Niall CAMPBELL	102.3	4	Philip WAKEFIELD	105.2
26	4	Philip WAKEFIELD	111.7	44	Rob HODSON	102.1	20	Jamie HODSON	104.9
27	69	Joshua HARLAND	111.7	4	Philip WAKEFIELD	102.0	26	Nicole McALEER	104.5
28	20	Jamie HODSON	111.5	17	John McPHEE	102.0	9	Niall CAMPBELL	104.0
29	26	Nicole McALEER	111.3	22	Matthew PAULO	102.0	17	John McPHEE	104.0
30	28	Jon VINCENT	110.9	71	Andy REID	101.1	5	Tomas DOUGHTY	103.9
31	99	Kasey WYATT	110.9	99	Kasey WYATT	100.8	44	Rob HODSON	103.9
32	5	Tomas DOUGHTY	110.6	69	Joshua HARLAND	100.6	99	Kasey WYATT	103.7
33	9	Niall CAMPBELL	110.0	5	Tomas DOUGHTY	100.3	22	Matthew PAULO	103.2
34	22	Matthew PAULO	109.8	28	Jon VINCENT	100.3	46	Ross WALKER	102.8
35	21	Tom STANFORD	108.4	46	Ross WALKER	99.9	71	Andy REID	102.8
36	46	Ross WALKER	108.1	21	Tom STANFORD	98.5	69	Joshua HARLAND	101.7

Weather / Track : Cloudy / Dry

www.tsl-timing.com

Oulton Park International
Circuit Length = 2.6920 miles
Start: 16:08 End: 16:33

Printed - 16.35 Monday, 04 May 2009

MCRCB BULLETIN TK146

2009 Relentless British 125GP Championship & ACU Academy Cup

RACE 6 - BEST SECTOR TIMES

SECTOR 1			SECTOR 2			SECTOR 3			IDEAL / BEST COMPARISON							
POS	NO	NAME	TIME	NO	NAME	TIME	NO	NAME	TIME	POS	NO	NAME	IDEAL	BEST	DIFF	
1	29	LODGE	26.889	6	GLOSSOP	51.059	50	HASTINGS	29.566	1	6	GLOSSOP	1:47.995	1:48.219	0.224	
2	72	BEHAN	26.901	66	HAYWARD	51.283	16	HORSMAN	29.663	2	16	HORSMAN	1:48.048	1:48.048	0.000	
3	50	HASTINGS	27.022	16	HORSMAN	51.300	29	LODGE	29.734	3	29	LODGE	1:48.060	1:48.217	0.157	
4	6	GLOSSOP	27.024	13	GUIVER	51.381	66	HAYWARD	29.830	4	66	HAYWARD	1:48.169	1:48.481	0.312	
5	66	HAYWARD	27.056	29	LODGE	51.437	6	GLOSSOP	29.912	5	50	HASTINGS	1:48.199	1:48.269	0.070	
6	16	HORSMAN	27.085	72	BEHAN	51.439	72	BEHAN	29.980	6	72	BEHAN	1:48.320	1:48.495	0.175	
7	13	GUIVER	27.212	50	HASTINGS	51.611	13	GUIVER	30.042	7	13	GUIVER	1:48.635	1:48.864	0.229	
8	53	LEWIS	27.496	44	HODSON	52.231	61	JORDAN	30.180	8	61	JORDAN	1:49.949	1:50.112	0.163	
9	61	JORDAN	27.504	61	JORDAN	52.265	27	GREEN	30.383	9	27	GREEN	1:50.313	1:50.556	0.243	
10	27	GREEN	27.527	96	SAXELBY	52.382	96	SAXELBY	30.623	10	96	SAXELBY	1:50.749	1:50.899	0.150	
11	94	HORNSEY	27.638	27	GREEN	52.403	10	SUTHERLAND	30.636	11	44	HODSON	1:50.894	1:50.909	0.015	
12	10	SUTHERLAND	27.648	12	RENDELL	52.556	2	STEWART	30.692	12	12	RENDELL	1:50.936	1:51.155	0.219	
13	12	RENDELL	27.680	24	BARRETT	52.989	12	RENDELL	30.700	13	53	LEWIS	1:51.277	1:51.855	0.578	
14	96	SAXELBY	27.744	94	HORNSEY	53.023	94	HORNSEY	30.710	14	94	HORNSEY	1:51.371	1:51.723	0.352	
15	4	WAKEFIELD	27.753	53	LEWIS	53.045	53	LEWIS	30.736	15	10	SUTHERLAND	1:51.450	1:51.604	0.154	
16	44	HODSON	27.858	19	HILL	53.058	4	WAKEFIELD	30.746	16	2	STEWART	1:51.635	1:52.074	0.439	
17	2	STEWART	27.880	2	STEWART	53.063	44	HODSON	30.805	17	4	WAKEFIELD	1:51.716	1:51.908	0.192	
18	19	HILL	28.008	10	SUTHERLAND	53.166	52	BLACKLOCK	30.811	18	19	HILL	1:52.067	1:52.161	0.094	
19	20	HODSON	28.030	4	WAKEFIELD	53.217	19	HILL	31.001	19	24	BARRETT	1:52.233	1:52.288	0.055	
20	24	BARRETT	28.129	20	HODSON	53.223	20	HODSON	31.069	20	20	HODSON	1:52.322	1:52.569	0.247	
21	52	BLACKLOCK	28.210	52	BLACKLOCK	53.456	24	BARRETT	31.115	21	52	BLACKLOCK	1:52.477	1:53.048	0.571	
22	86	HARVEY	28.257	86	HARVEY	53.776	86	HARVEY	31.137	22	86	HARVEY	1:53.170	1:53.391	0.221	
23	17	McPHEE	28.351	41	WINFIELD	54.035	5	DOUGHTY	31.268	23	41	WINFIELD	1:53.713	1:53.914	0.201	
24	41	WINFIELD	28.373	17	McPHEE	54.114	41	WINFIELD	31.305	24	17	McPHEE	1:53.994	2:02.403	8.409	
25	11	WEEDEN	28.522	71	REID	54.253	11	WEEDEN	31.379	25	11	WEEDEN	1:54.250	1:54.675	0.425	
26	26	McALEER	28.580	22	PAULO	54.318	17	McPHEE	31.529	26	22	PAULO	1:54.783	1:55.375	0.592	
27	22	PAULO	28.730	11	WEEDEN	54.349	21	STANFORD	31.533	27	71	REID	1:55.106	1:55.457	0.351	
28	5	DOUGHTY	28.880	91	STANFORD	54.474	91	STANFORD	31.649	28	91	STANFORD	1:55.129	1:55.223	0.094	
29	69	HARLAND	28.948	69	HARLAND	54.943	22	PAULO	31.735	29	5	DOUGHTY	1:55.134	1:55.316	0.182	
30	71	REID	28.958	5	DOUGHTY	54.986	46	WALKER	31.760	30	69	HARLAND	1:55.658	1:56.294	0.636	
31	91	STANFORD	29.006	21	STANFORD	55.311	69	HARLAND	31.767	31	21	STANFORD	1:55.927	1:56.057	0.130	
32	28	VINCENT	29.079	26	McALEER	55.560	71	REID	31.895	32	26	McALEER	1:56.146	1:56.502	0.356	
33	21	STANFORD	29.083	46	WALKER	55.673	26	McALEER	32.006	33	46	WALKER	1:56.922	1:57.204	0.282	
34	9	CAMPBELL	29.395	28	VINCENT	56.026	9	CAMPBELL	32.161	34	28	VINCENT	1:57.266	2:04.276	7.010	
35	46	WALKER	29.489	9	CAMPBELL	56.037	28	VINCENT	32.161	35	9	CAMPBELL	1:57.593	1:58.005	0.412	
36	99	WYATT	29.778	99	WYATT	56.817	99	WYATT	32.201	36	99	WYATT	1:58.796	1:59.091	0.295	
													Perfect Lap	1:47.514		

Oulton Park International
Circuit Length = 2.6920 miles
Start: 16:08 End: 16:33

Weather / Track : Cloudy / Dry

www.tsl-timing.com

Printed - 16.35 Monday, 04 May 2009

