



BRITISH 125 GP

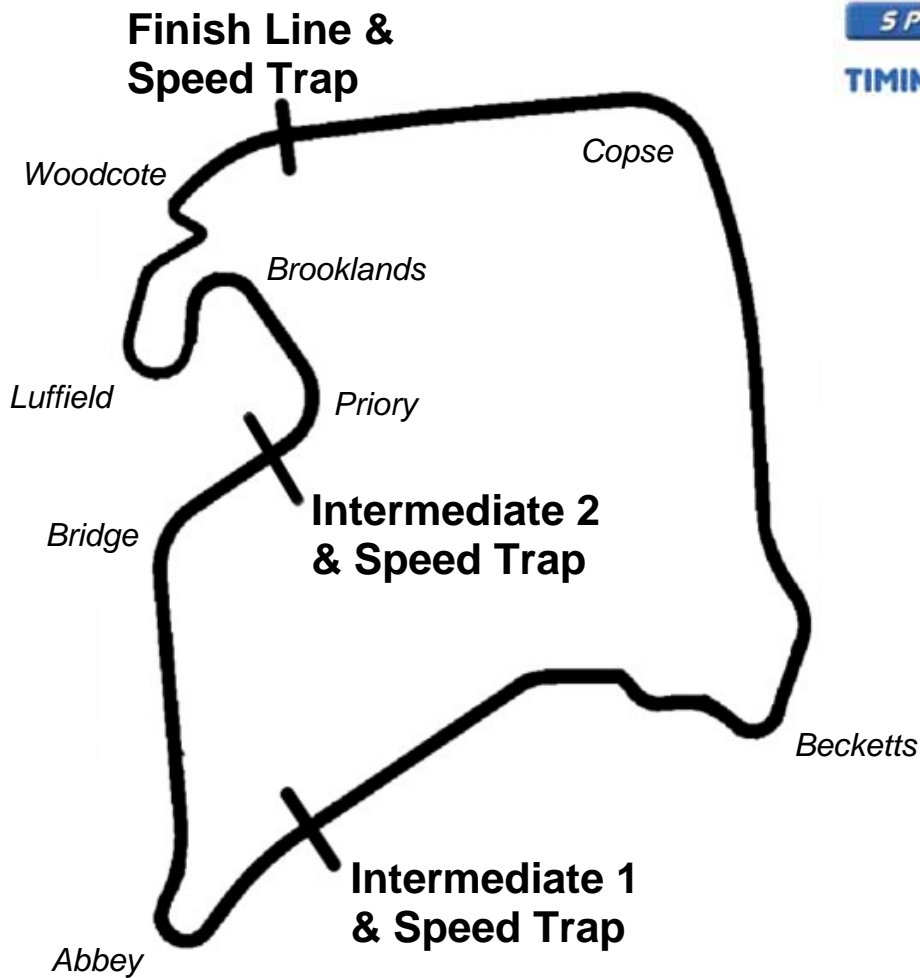
Round 11
Silverstone International

26th - 28th September 2008



Results Provided by Timing Solutions Ltd
www.tsl-timing.com

SILVERSTONE INTERNATIONAL



Circuit Length: 2.2130 miles / 3561.5 metres
 Intermediate 1: 1781 metres
 Intermediate 2: 2801 metres
 Pit In: 3561 metres
 Pit Out: 308 metres after Finish Line
 Pit In – Pit Out 336 metres, @ 60kph = 20.1 seconds, @ 80kph = 15.1 seconds

Lap Records		Best Sector Information					
		Sector 1	S1 Trap (mph)	Sector 2	S2 Trap (mph)	Sector 3	F/L Trap (mph)
Superbikes	1:25.377	33.491	159.4	20.098	109.5	31.353	139.2
Supersport	1:28.547	35.113	144.9	20.687	104.9	32.116	126.6
Superstock 1000	1:28.276	34.724	151.1	20.773	105.0	32.471	132.8
125GP	1:32.917	37.584	125.4	22.215	102.1	32.638	106.3
Yamaha R1	To Be Est	N/A	N/A	N/A	N/A	N/A	N/A
Superstock 600	To Be Est	N/A	N/A	N/A	N/A	N/A	N/A
KTM 990	1:36.471	38.361	136.4	22.628	96.7	35.076	115.3

2008 Relentless British 125GP Championship & ACU Academy Cup

FREE PRACTICE 1 - CLASSIFICATION

POS	NO	CL	NAME	ENTRY	TIME	ON	LAPS	GAP	DIFF	MPH
1	29		James LODGE	Honda - Earnshaws Motorcycles	1:36.968	11	12			82.15
2	16		Shaun HORSMAN	Honda - Symity IT North / ACU	1:37.314	12	12	0.346	0.346	81.86
3	66		Tom HAYWARD	Honda - KRP / Daniel Weston Racing	1:37.411	11	11	0.443	0.097	81.78
4	14	C	Jamie MOSSEY	Honda - Repli-cast UK	1:37.473	12	12	0.505	0.062	81.73
5	50	C	Tim HASTINGS	Honda - KRP	1:37.708	10	11	0.740	0.235	81.53
6	32	C	Matthew HOYLE	Honda - sp125racing / Mackrory Demolition	1:37.835	9	11	0.867	0.127	81.43
7	72	C	Connor BEHAN	Honda - Connor Behan Racing	1:37.955	9	11	0.987	0.120	81.33
8	23	C	Niall WADDELL	Honda - Banks Racing / Polini.co.uk	1:38.187	12	12	1.219	0.232	81.13
9	5		Jordan THOMPSON	Honda - Colin Appleyard / Macadam R'g	1:38.241	10	12	1.273	0.054	81.09
10	22		James FORD	Honda - E3 Motorsport	1:38.443	9	10	1.475	0.202	80.92
11	27		Catherine GREEN	Honda - CG Racing	1:38.631	10	12	1.663	0.188	80.77
12	8	C	Peter SUTHERLAND	Honda - Kinpac Racing	1:38.706	12	12	1.738	0.075	80.71
13	19		Michael HILL	Honda - TABOO Motorsport	1:38.943	8	8	1.975	0.237	80.51
14	28		Jon VINCENT	Honda - Molly / GRF Heavy Transport	1:39.034	10	11	2.066	0.091	80.44
15	33		Dan MORETON	Honda - Dan Moreton Racing	1:39.183	8	10	2.215	0.149	80.32
16	4		Phillip WAKEFIELD	Honda - PW Racing	1:39.364	8	11	2.396	0.181	80.17
17	71	C	Ross ASHMAN	Honda -	1:39.589	9	11	2.621	0.225	79.99
18	74		Luke HINTON	Honda - Buildbase / Knotts	1:40.057	10	10	3.089	0.468	79.62
19	37		Ross CONSTABLE	Honda - Team Bratpack 125GP Racing	1:40.584	11	11	3.616	0.527	79.20
20	76	C	Stuart ELWOOD	Honda - Stuart Elwood Racing	1:40.669	8	12	3.701	0.085	79.13
21	73	C	Jay LEWIS	Honda - SL Racing	1:40.865	7	8	3.897	0.196	78.98
22	77	C	Taylor MACKENZIE	Honda - RDL UK1 Racing	1:41.984	12	12	5.016	1.119	78.11
23	52	C	Adam BLACKLOCK	Honda - Repli-cast UK / ERS	1:43.588	8	10	6.620	1.604	76.90
24	88		Ben BARRETT	Honda - SP125 Racing / Lowerdale Autos	1:44.305	10	11	7.337	0.717	76.38
25	57		Jamie FERGUSON	Honda - Team Ferguson Racing	1:45.146	11	11	8.178	0.841	75.76
26	7	C	Deane BROWN	Honda - Colin Appleyard / Macadam R'g	1:45.242	4	4	8.274	0.096	75.70
27	46	C	Ross WALKER	Honda - Ross Walker Racing	1:45.505	7	8	8.537	0.263	75.51
28	18	C	Matthew PAULO	Honda - Matthew Paulo Racing	1:45.786	10	11	8.818	0.281	75.31
29	56		James EAST	Honda - East Racing	1:46.769	8	9	9.801	0.983	74.61
30	12	C	Max THOMAS	Honda - TABOO M'Sport/Team Thomas R'ing	1:49.491	7	7	12.523	2.722	72.76
31	34		Stephanie WADDELOW	Honda - KRP / SS Racing	1:49.492	7	10	12.524	0.001	72.76
32	41	C	Shaun WINFIELD	Honda - Astro Racing	1:49.749	6	7	12.781	0.257	72.59
33	91		Ian STANFORD	Honda - Stanford Racing	1:51.773	5	7	14.805	2.024	71.27
34	26	C	Nicole McALEER	Honda - www.megabikes.ie Racing	1:53.531	4	6	16.563	1.758	70.17
35	61	C	Paul JORDAN	Honda - KRP		0	2			
36	92	C	Jordan MALTON	Honda - SP125 / JDM Racing		0	1			

Weather / Track : Cloudy / Dry

Silverstone International
Circuit Length = 2.2130 miles
Start: 11:45 End: 12:07

2008 Relentless British 125GP Championship & ACU Academy Cup

FREE PRACTICE 1 - SECTOR ANALYSIS

22	James FORD	E3 Motorsport													
1 -	Out 95.9	29.876	74.7	40.790	80.7	1:58.890	6 -	40.707	115.7	24.056	89.7	35.547	97.5	1:40.310	
2 -	47.062	90.7	27.948	80.6	40.089	80.3	1:55.099	7 -	39.625	117.9	24.071	86.4	35.794	98.4	1:39.490
3 -	46.969	100.0	27.841	83.5	38.021	89.5	1:52.831	8 -	40.119	116.3	23.811	91.8	35.193	97.8	1:39.123
4 -	43.565	110.0	26.590	73.3	In		1:49.370 P	9 -	39.652	117.3	23.739	91.4	35.052	97.5	1:38.443
5 -	Out 111.7	28.799	82.4	36.306	96.7	2:43.513		10 -	40.858	108.6	24.677	88.1	In		1:42.202 P
23	Niall WADDELL	Banks Racing / Polini.co.uk													
1 -	Out 92.7	28.239	70.5	40.975	96.7	1:59.732	7 -	40.019	116.3	24.137	85.7	35.551	101.7	1:39.707	
2 -	44.333	115.3	25.230	80.5	36.772	99.6	1:46.335	8 -	39.838	115.7	23.938	93.1	35.034	101.1	1:38.810
3 -	41.046	115.1	25.474	82.8	36.046	99.9	1:42.566	9 -	39.607	115.9	24.103	90.0	35.347	101.1	1:39.057
4 -	41.061	115.7	25.269	76.3	37.026	100.2	1:43.356	10 -	39.701	116.3	24.093	90.7	34.862	101.4	1:38.656
5 -	41.849	115.5	24.125	87.8	35.468	99.3	1:41.442	11 -	40.090	118.4	23.661	88.7	35.378	102.3	1:39.129
6 -	40.331	117.1	24.194	89.8	35.255	100.5	1:39.780	12 -	39.567	117.3	23.901	87.6	34.719	101.1	1:38.187
26	Nicole McALEER	www.megabikes.ie Racing													
1 -	Out 88.5	31.325	66.9	42.636	82.0	2:05.805	4 -	46.152	98.0	27.910	76.0	39.469	90.9	1:53.531	
2 -	49.594	94.0	28.784	76.7	40.917	86.0	1:59.295	5 -	46.597	97.5	27.732	74.7	In		1:58.364 P
3 -	47.262	97.3	27.836	73.7	40.152	88.5	1:55.250	6 -	Out	106.9	26.661	77.7	39.269	96.1	3:03.470
27	Catherine GREEN	CG Racing													
1 -	Out 90.4	30.256	74.2	41.701	91.2	2:01.536	7 -	41.088	117.7	24.116	93.6	36.043	100.5	1:41.247	
2 -	45.671	96.8	26.601	83.0	39.764	97.8	1:52.036	8 -	42.260	112.6	24.283	92.4	36.315	100.2	1:42.858
3 -	43.214	113.2	25.763	81.5	37.155	99.3	1:46.132	9 -	40.393	116.1	23.531	95.3	35.369	99.9	1:39.293
4 -	42.389	115.5	24.711	87.5	37.327	99.9	1:44.427	10 -	39.876	117.7	23.469	94.9	35.286	99.6	1:38.631
5 -	42.849	116.3	24.492	84.7	35.956	99.3	1:43.297	11 -	39.924	118.4	23.796	91.1	35.200	99.9	1:38.920
6 -	41.615	117.7	24.344	90.8	36.351	99.6	1:42.310	12 -	40.130	117.5	24.075	94.0	35.046	99.9	1:39.251
28	Jon VINCENT	Molly / GRF Heavy Transport													
1 -	Out 101.8	26.044	82.2	37.769	95.9	1:49.183	7 -	40.981	112.4	23.946	83.7	35.467	97.5	1:40.394	
2 -	44.431	94.1	27.593	79.6	In		1:52.009 P	8 -	43.027	107.9	24.224	83.7	35.318	97.3	1:42.569
3 -	Out 97.8	26.321	80.5	37.238	97.0	3:00.919		9 -	40.303	113.2	23.775	83.9	35.113	97.5	1:39.191
4 -	41.523	113.6	24.131	84.9	36.189	95.9	1:41.843	10 -	40.203	113.4	23.629	85.3	35.202	98.1	1:39.034
5 -	41.174	113.7	24.154	85.1	35.959	97.5	1:41.287	11 -	41.329	106.2	25.184	81.4	In		1:45.278 P
6 -	40.516	113.9	24.382	80.6	35.757	97.5	1:40.655								
29	James LODGE	Earnshaws Motorcycles													
1 -	Out 119.4	24.317	83.6	35.950	101.7	1:38.599	7 -	39.155	120.7	23.691	91.3	35.553	102.9	1:38.399	
2 -	39.895	119.8	24.204	86.4	35.772	101.7	1:39.871	8 -	39.258	120.1	23.273	91.7	35.737	102.3	1:38.268
3 -	39.360	121.1	23.610	90.7	35.157	102.6	1:38.127	9 -	39.709	119.0	23.526	92.6	35.093	101.4	1:38.328
4 -	39.935	120.9	24.675	88.9	35.202	101.4	1:39.812	10 -	39.378	120.1	22.964	95.3	34.862	101.4	1:37.204
5 -	39.281	120.5	23.489	92.6	35.093	101.4	1:37.863	11 -	39.059	119.8	23.272	93.7	34.637	102.3	1:36.968
6 -	39.558	121.6	23.479	87.7	35.143	102.3	1:38.180	12 -	39.652	120.1	23.760	90.4	35.247	101.7	1:38.659
32	Matthew HOYLE	sp125racing / Mackrory Demolition													
1 -	Out 93.1	30.069	75.3	39.464	87.2	2:02.259	7 -	39.503	119.8	23.860	86.6	34.976	102.6	1:38.339	
2 -	46.070	98.5	26.679	77.1	38.885	91.7	1:51.634	8 -	39.977	118.6	23.766	89.5	35.586	102.6	1:39.329
3 -	44.729	105.2	25.943	81.6	37.046	93.7	1:47.718	9 -	39.376	121.1	23.688	88.3	34.771	100.5	1:37.835
4 -	42.867	112.6	25.449	82.7	In		1:46.768 P	10 -	39.190	120.5	23.520	89.1	35.446	100.8	1:38.156
5 -	Out 105.5	25.433	85.9	36.032	101.1	2:47.376		11 -	39.529	118.4	23.702	91.6	34.648	101.4	1:37.879
6 -	40.288	119.0	24.113	87.8	35.231	102.0	1:39.632								
33	Dan MORETON	Dan Moreton Racing													
1 -	Out 104.5	27.619	78.9	39.427	96.7	1:50.241	6 -	41.545	115.5	24.316	84.4	35.444	96.4	1:41.305	
2 -	43.529	111.8	26.096	80.4	37.474	96.7	1:47.099	7 -	40.538	115.3	24.112	82.4	35.327	97.8	1:39.977
3 -	42.075	114.1	24.960	84.9	36.523	96.1	1:43.558	8 -	40.134	113.2	23.731	85.3	35.318	97.0	1:39.183
4 -	42.222	114.3	24.397	85.6	35.810	97.0	1:42.429	9 -	40.572	110.9	24.104	86.3	35.635	95.3	1:40.311
5 -	41.893	113.6	24.199	89.0	35.603	96.4	1:41.695	10 -	40.250	114.1	24.271	77.9	In		1:44.193 P
34	Stephanie WADDELOW	KRP / SS Racing													
1 -	Out 97.7	31.023	72.9	47.052	97.0	2:13.043	6 -	Out	107.7	26.109	86.4	39.003	99.0	2:54.472	
2 -	49.178	108.8	28.223	77.2	42.271	94.5	1:59.672	7 -	43.805	111.7	26.578	79.6	39.109	98.1	1:49.492
3 -	48.219	108.4	27.590	81.8	40.352	97.5	1:56.161	8 -	45.015	108.6	26.724	81.4	39.200	97.5	1:50.939

Silverstone International
Circuit Length = 2.2130 miles
Start: 11:45 End: 12:07

Weather / Track : Sunny / Dry

2008 Relentless British 125GP Championship & ACU Academy Cup

FREE PRACTICE 1 - SECTOR ANALYSIS

4 -	46.537	110.7	26.796	85.2	40.304	97.8	1:53.637	9 -	44.308	110.6	27.067	80.3	38.681	98.1	1:50.056
5 -	45.525	109.8	27.643	80.1	In		1:57.907 P	10 -	43.523	110.9	28.855	79.0	40.685	97.0	1:53.063
37	Ross CONSTABLE Team Bratpack 125GP Racing														
1 -	Out	110.6	26.800	77.2	40.711	95.3	1:52.703	7 -	40.726	116.1	23.999	87.2	35.898	98.4	1:40.623
2 -	43.790	110.6	26.175	83.4	37.848	96.1	1:47.813	8 -	43.281	101.4	26.570	78.4	In		1:51.302 P
3 -	41.852	115.1	24.792	87.4	37.032	97.5	1:43.676	9 -	Out	113.9	24.599	86.5	36.511	96.7	2:34.674
4 -	41.759	114.5	24.821	89.4	36.254	97.5	1:42.834	10 -	40.935	114.9	24.450	88.3	35.269	99.0	1:40.654
5 -	41.815	114.9	24.606	90.0	35.927	97.8	1:42.348	11 -	41.009	116.1	23.789	93.1	35.786	98.1	1:40.584
6 -	40.736	115.9	23.916	88.5	36.124	98.4	1:40.776								
41	Shaun WINFIELD Astro Racing														
1 -	Out	102.0	49.550	51.2	In		2:25.850 P	5 -	45.837	95.5	26.599	77.5	39.602	84.5	1:52.038
2 -	Out	86.3	30.588	67.4	41.454	82.0	8:59.616	6 -	44.933	98.7	26.426	80.7	38.390	87.8	1:49.749
3 -	47.248	94.9	27.413	78.5	39.586	85.6	1:54.247	7 -	46.035	93.9	28.816	69.5	In		1:57.303 P
4 -	48.105	95.7	26.976	74.6	40.774	85.6	1:55.855								
46	Ross WALKER Ross Walker Racing														
1 -	Out	106.4	29.058	64.3	42.571	95.6	2:00.259	5 -	43.605	108.9	25.066	77.6	39.082	95.6	1:47.753
2 -	46.853	91.6	29.668	66.7	In		2:02.504 P	6 -	44.493	109.1	25.358	78.0	38.718	95.6	1:48.569
3 -	Out	106.5	26.142	77.1	40.430	95.6	6:58.776	7 -	42.241	110.9	24.806	80.7	38.458	96.4	1:45.505
4 -	43.658	109.1	25.910	76.2	39.177	97.8	1:48.745	8 -	42.682	105.4	26.937	71.6	40.228	96.7	1:49.847
50	Tim HASTINGS KRP														
1 -	Out	118.1	25.684	81.8	37.889	101.7	1:46.794	7 -	39.720	120.3	23.598	83.5	35.508	102.9	1:38.826
2 -	41.092	118.6	24.905	89.1	36.785	102.0	1:42.782	8 -	39.978	120.1	23.468	84.6	35.263	102.0	1:38.709
3 -	40.456	120.3	24.126	88.9	36.158	102.6	1:40.740	9 -	39.625	120.3	23.553	87.4	35.284	103.2	1:38.462
4 -	40.580	119.4	23.989	85.8	35.871	101.7	1:40.440	10 -	39.065	121.6	23.370	93.1	35.273	102.6	1:37.708
5 -	40.244	119.2	23.721	87.8	35.626	102.3	1:39.591	11 -	39.759	118.6	23.231	87.4	34.819	102.9	1:37.809
6 -	40.023	121.4	23.758	83.5	35.485	102.6	1:39.266								
52	Adam BLACKLOCK Repli-cast UK / ERS														
1 -	Out	107.2	29.982	61.9	41.311	97.3	2:01.526	6 -	42.150	113.2	24.705	71.9	37.554	95.3	1:44.409
2 -	45.589	113.0	25.639	68.3	38.999	97.3	1:50.227	7 -	43.074	111.1	24.829	72.8	37.072	96.7	1:44.975
3 -	43.592	111.1	25.408	69.3	38.749	97.8	1:47.749	8 -	42.202	111.7	24.424	75.1	36.962	95.1	1:43.588
4 -	45.134	112.0	24.919	74.1	37.597	98.1	1:47.650	9 -	44.221	107.9	25.377	80.1	In		1:51.565 P
5 -	43.682	110.6	25.035	69.6	37.493	96.7	1:46.210	10 -	Out	111.8	25.035	74.6	37.026	98.7	3:49.926
56	James EAST East Racing														
1 -	Out	99.3	28.888	71.0	39.853	82.4	1:57.003	6 -	45.199	103.9	26.651	77.0	38.331	86.7	1:50.181
2 -	47.477	100.3	27.081	75.3	39.203	85.2	1:53.761	7 -	43.879	106.0	25.972	77.3	37.603	92.4	1:47.454
3 -	46.895	100.3	27.690	79.1	38.373	87.4	1:52.958	8 -	44.290	105.8	25.353	80.2	37.126	93.5	1:46.769
4 -	45.157	100.8	27.132	74.5	39.199	84.1	1:51.488	9 -	42.512	105.4	26.246	78.6	38.207	91.7	1:46.965
5 -	46.243	98.3	26.878	77.9	38.239	86.0	1:51.360								
57	Jamie FERGUSON Team Ferguson Racing														
1 -	Out	106.5	27.048	78.4	40.585	95.9	1:52.640	7 -	42.581	114.9	24.895	87.3	38.139	97.8	1:45.615
2 -	44.722	113.0	25.754	78.6	38.824	97.3	1:49.300	8 -	42.513	114.1	25.108	87.6	38.139	97.8	1:45.760
3 -	43.433	113.0	26.027	73.2	38.573	97.5	1:48.033	9 -	43.545	110.9	25.937	79.5	In		1:50.344 P
4 -	43.512	114.1	25.748	83.1	38.505	97.3	1:47.765	10 -	Out	111.3	25.343	85.4	37.663	97.3	2:03.103
5 -	43.774	112.0	25.651	81.9	38.267	97.0	1:47.692	11 -	42.500	112.0	24.856	84.5	37.790	97.8	1:45.146
6 -	42.619	113.2	25.151	84.0	37.727	97.8	1:45.497								
61	Paul JORDAN KRP														
1 -	Out	99.3	28.190	73.4	40.195	99.0	1:55.913	2 -	44.273	108.2	28.755	70.2	In		1:54.696 P
66	Tom HAYWARD KRP / Daniel Weston Racing														
1 -	Out	109.7	27.029	80.7	40.112	101.7	1:52.030	7 -	39.563	119.8	23.706	86.9	35.526	102.3	1:38.795
2 -	43.073	119.4	25.183	82.5	37.062	102.3	1:45.318	8 -	40.825	120.3	24.455	82.3	35.491	102.0	1:40.771
3 -	41.836	119.6	24.776	86.0	36.538	102.6	1:43.150	9 -	39.730	117.9	23.274	89.4	35.149	101.7	1:38.153
4 -	40.806	120.1	24.168	85.4	35.859	101.7	1:40.833	10 -	39.323	120.1	23.694	88.9	34.707	102.6	1:37.724
5 -	40.129	121.4	24.327	81.9	35.631	102.3	1:40.087	11 -	39.433	119.6	23.286	90.7	34.692	102.6	1:37.411
6 -	39.984	120.5	23.685	88.1	35.317	102.0	1:38.986								

Silverstone International
Circuit Length = 2.2130 miles
Start: 11:45 End: 12:07

Weather / Track : Sunny / Dry

2008 Relentless British 125GP Championship & ACU Academy Cup

FREE PRACTICE 1 - SECTOR ANALYSIS

71	Ross ASHMAN															
1 -	Out	103.4	27.196	78.9	38.117	94.8	1:51.072	7 -	41.406	114.1	24.369	83.6	36.193	96.7	1:41.968	
2 -		42.974	114.7	24.558	81.8	36.693	97.0	1:44.225	8 -	41.305	114.7	24.420	82.6	35.806	96.7	1:41.531
3 -		43.093	114.9	25.836	82.1	36.397	96.1	1:45.326	9 -	40.391	114.7	23.749	87.3	35.449	96.4	1:39.589
4 -		41.840	115.1	24.811	81.6	In		1:51.338 P	10 -	40.684	114.7	23.973	92.1	35.181	97.3	1:39.838
5 -	Out	90.4	26.958	85.6	35.694	97.8	2:59.702	11 -	41.190	115.7	24.039	90.2	35.235	97.3	1:40.464	
6 -		40.930	116.5	24.271	83.2	35.937	97.0	1:41.138								
72	Connor BEHAN															
												Connor Behan Racing				
1 -	Out	109.1	26.336	79.0	38.710	96.1	1:50.839	7 -	39.541	116.7	23.601	83.7	35.882	99.6	1:39.024	
2 -		41.867	112.0	24.457	79.6	36.764	100.8	1:43.088	8 -	40.154	115.1	23.720	87.7	34.906	99.6	1:38.780
3 -		40.314	117.1	25.153	77.7	36.256	99.0	1:41.723	9 -	39.565	114.7	23.365	83.9	35.025	99.9	1:37.955
4 -		40.885	116.1	24.354	82.6	35.325	100.2	1:40.564	10 -	41.477	108.2	25.566	78.1	In		1:49.963 P
5 -		39.982	116.1	23.925	85.1	35.879	99.3	1:39.786	11 -	Out	110.9	24.114	80.1	35.715	100.5	2:02.276
6 -		39.907	117.1	23.423	81.6	35.446	98.4	1:38.776								
73	Jay LEWIS															
												SL Racing				
1 -	Out	100.8	26.770	79.0	37.708	94.8	1:51.137	5 -	43.982	111.5	25.076	87.0	36.388	92.9	1:45.446	
2 -		43.768	102.6	26.408	74.3	37.311	92.4	1:47.487	6 -	41.761	112.2	24.592	85.2	35.874	92.2	1:42.227
3 -		44.075	106.7	25.322	81.6	37.368	88.1	1:46.765	7 -	41.083	111.8	24.280	86.7	35.502	94.8	1:40.865
4 -		43.938	111.1	25.600	80.7	38.364	90.2	1:47.902	8 -	41.137	110.4	25.281	83.6	In		1:46.610 P
74	Luke HINTON															
												Buildbase / Knotts				
1 -	Out	89.5	30.031	61.3	In		2:03.086 P	6 -	42.451	111.7	25.161	80.9	36.153	98.1	1:43.765	
2 -	Out	100.5	27.135	73.3	38.762	86.3	4:26.742	7 -	41.741	114.9	24.881	85.4	36.021	96.7	1:42.643	
3 -		45.281	102.8	25.918	78.0	37.840	88.8	1:49.039	8 -	41.005	116.3	24.847	80.0	35.943	97.5	1:41.795
4 -		43.944	109.5	25.336	77.9	37.268	94.5	1:46.548	9 -	40.760	115.3	24.323	82.7	35.921	99.0	1:41.004
5 -		42.338	110.4	25.382	79.7	36.477	95.9	1:44.197	10 -	40.254	116.3	24.323	86.9	35.480	99.0	1:40.057
76	Stuart ELWOOD															
												Stuart Elwood Racing				
1 -	Out	99.3	29.987	65.1	40.944	95.6	2:00.309	7 -	41.470	110.9	24.283	85.1	35.873	95.6	1:41.626	
2 -		44.852	110.0	25.962	73.3	37.253	97.0	1:48.067	8 -	40.897	112.0	23.936	90.1	35.836	97.5	1:40.669
3 -		42.675	109.8	25.240	80.4	37.808	96.4	1:45.723	9 -	40.834	111.1	24.979	79.0	37.222	92.9	1:43.035
4 -		42.881	110.6	25.274	78.4	37.719	95.9	1:45.874	10 -	43.255	105.8	26.640	79.8	36.841	93.5	1:46.736
5 -		43.245	108.1	24.860	85.4	36.164	97.8	1:44.269	11 -	41.750	111.8	24.477	87.0	35.706	97.3	1:41.933
6 -		41.422	111.7	24.332	85.4	36.454	97.0	1:42.208	12 -	41.027	107.0	26.373	81.1	In		1:46.091 P
77	Taylor MACKENZIE															
												RDL UK1 Racing				
1 -	Out	94.3	30.152	61.0	42.612	99.6	2:02.232	7 -	41.303	116.5	24.992	71.9	38.037	99.9	1:44.332	
2 -		45.725	115.3	26.725	63.8	39.598	99.6	1:52.048	8 -	41.429	116.3	24.669	77.2	36.762	99.9	1:42.860
3 -		44.206	115.9	26.466	67.2	38.712	101.1	1:49.384	9 -	41.260	116.3	24.690	77.0	36.552	99.3	1:42.502
4 -		43.305	110.2	25.552	71.8	38.576	99.6	1:47.433	10 -	41.202	116.1	25.068	75.1	36.988	99.3	1:43.258
5 -		42.563	117.1	26.086	68.2	38.242	99.6	1:46.891	11 -	41.298	114.9	24.584	73.0	36.572	99.3	1:42.454
6 -		41.850	117.3	25.276	72.3	38.232	99.6	1:45.358	12 -	40.946	115.9	24.649	74.9	36.389	99.0	1:41.984
88	Ben BARRETT															
												SP125 Racing / Lowerdale Autos				
1 -	Out	98.8	30.135	64.0	42.286	95.3	1:59.011	7 -	42.512	113.2	25.552	82.3	37.933	98.1	1:45.997	
2 -		44.381	112.4	26.919	77.6	39.840	97.8	1:51.140	8 -	42.405	112.6	25.257	85.1	37.118	98.1	1:44.780
3 -		43.600	113.4	26.118	78.5	39.057	98.7	1:48.775	9 -	42.259	112.4	25.422	82.2	38.236	98.4	1:45.917
4 -		45.536	113.6	26.746	75.7	39.540	97.5	1:51.822	10 -	42.002	113.2	25.167	84.3	37.136	98.1	1:44.305
5 -		44.840	113.2	25.925	79.0	38.507	97.3	1:49.272	11 -	41.971	112.0	25.019	81.8	37.379	98.1	1:44.369
6 -		43.020	113.6	27.379	75.5	37.968	98.4	1:48.367								
91	Ian STANFORD															
												Stanford Racing				
1 -	Out	99.4	30.097	69.0	41.823	95.3	2:02.435	5 -	46.167	113.4	26.698	81.0	38.908	95.6	1:51.773	
2 -		47.842	109.8	27.876	78.0	39.441	96.7	1:55.159	6 -	45.170	116.3	26.562	82.0	In		1:53.519 P
3 -		45.018	114.7	27.394	75.4	39.392	97.3	1:51.804	7 -	Out	112.2	27.242	78.4	In		4:12.603 P
4 -		45.748	113.9	27.049	77.1	39.476	95.3	1:52.273								
92	Jordan MALTON															
												SP125 / JDM Racing				
1 -	Out	102.3	29.099	71.5	41.050	89.5	1:56.578									

Silverstone International
Circuit Length = 2.2130 miles
Start: 11:45 End: 12:07

Weather / Track : Sunny / Dry

**2008 Relentless British 125GP Championship & ACU Academy Cup
FREE PRACTICE 1 - SPEED TRAPS**

SECTOR 1				SECTOR 2			FINISH LINE			
POS	NO	NAME	MPH	NO	NAME	MPH	NO	NAME	MPH	
1	29	James LODGE	121.6	14	Jamie MOSSEY	95.5	50	Tim HASTINGS	103.6	
2	50	Tim HASTINGS	121.6	27	Catherine GREEN	95.3	29	James LODGE	102.9	
3	66	Tom HAYWARD	121.4	29	James LODGE	95.3	32	Matthew HOYLE	102.6	
4	32	Matthew HOYLE	121.1	5	Jordan THOMPSON	94.3	66	Tom HAYWARD	102.6	
5	19	Michael HILL	118.8	23	Niall WADDELL	93.1	23	Niall WADDELL	102.3	
6	23	Niall WADDELL	118.4	37	Ross CONSTABLE	93.1	77	Taylor MACKENZIE	101.1	
7	27	Catherine GREEN	118.4	50	Tim HASTINGS	93.1	16	Shaun HORSMAN	100.8	
8	72	Connor BEHAN	118.4	71	Ross ASHMAN	92.1	19	Michael HILL	100.8	
9	16	Shaun HORSMAN	118.1	22	James FORD	91.8	72	Connor BEHAN	100.8	
10	22	James FORD	117.9	32	Matthew HOYLE	91.6	27	Catherine GREEN	100.5	
11	77	Taylor MACKENZIE	117.3	4	Phillip WAKEFIELD	90.7	4	Phillip WAKEFIELD	99.3	
12	4	Phillip WAKEFIELD	116.5	66	Tom HAYWARD	90.7	5	Jordan THOMPSON	99.3	
13	71	Ross ASHMAN	116.5	16	Shaun HORSMAN	90.6	14	Jamie MOSSEY	99.3	
14	5	Jordan THOMPSON	116.3	76	Stuart ELWOOD	90.1	8	Peter SUTHERLAND	99.0	
15	74	Luke HINTON	116.3	7	Deane BROWN	89.8	34	Stephanie WADDELOW	99.0	
16	91	Ian STANFORD	116.3	19	Michael HILL	89.4	37	Ross CONSTABLE	99.0	
17	37	Ross CONSTABLE	116.1	33	Dan MORETON	89.0	61	Paul JORDAN	99.0	
18	33	Dan MORETON	115.5	72	Connor BEHAN	87.7	74	Luke HINTON	99.0	
19	61	Paul JORDAN	115.1	57	Jamie FERGUSON	87.6	52	Adam BLACKLOCK	98.7	
20	8	Peter SUTHERLAND	114.9	8	Peter SUTHERLAND	87.4	88	Ben BARRETT	98.7	
21	57	Jamie FERGUSON	114.9	73	Jay LEWIS	87.0	22	James FORD	98.4	
22	14	Jamie MOSSEY	114.7	74	Luke HINTON	86.9	28	Jon VINCENT	98.1	
23	28	Jon VINCENT	113.9	34	Stephanie WADDELOW	86.4	7	Deane BROWN	97.8	
24	88	Ben BARRETT	113.6	28	Jon VINCENT	85.3	33	Dan MORETON	97.8	
25	52	Adam BLACKLOCK	113.2	88	Ben BARRETT	85.1	46	Ross WALKER	97.8	
26	73	Jay LEWIS	112.2	91	Ian STANFORD	82.0	57	Jamie FERGUSON	97.8	
27	76	Stuart ELWOOD	112.0	41	Shaun WINFIELD	80.7	71	Ross ASHMAN	97.8	
28	34	Stephanie WADDELOW	111.7	46	Ross WALKER	80.7	76	Stuart ELWOOD	97.8	
29	7	Deane BROWN	111.5	56	James EAST	80.2	91	Ian STANFORD	97.3	
30	46	Ross WALKER	110.9	52	Adam BLACKLOCK	80.1	12	Max THOMAS	96.1	
31	12	Max THOMAS	110.6	12	Max THOMAS	79.0	18	Matthew PAULO	96.1	
32	18	Matthew PAULO	108.6	18	Matthew PAULO	78.9	26	Nicole McALEER	96.1	
33	92	Jordan MALTON	108.6	26	Nicole McALEER	77.7	73	Jay LEWIS	94.8	
34	26	Nicole McALEER	106.9	77	Taylor MACKENZIE	77.2	56	James EAST	93.5	
35	56	James EAST	106.0	61	Paul JORDAN	73.4	92	Jordan MALTON	89.5	
36	41	Shaun WINFIELD	102.0	92	Jordan MALTON	71.5	41	Shaun WINFIELD	87.8	

2008 Relentless British 125GP Championship & ACU Academy Cup

FREE PRACTICE 1 - BEST SECTOR TIMES

SECTOR 1			SECTOR 2			SECTOR 3			IDEAL / BEST COMPARISON							
POS	NO	NAME	TIME	NO	NAME	TIME	NO	NAME	TIME	POS	NO	NAME	IDEAL	BEST	DIFF	
1	29	LODGE	39.059	16	HORSMAN	22.834	14	MOSSEY	34.310	1	29	LODGE	1:36.660	1:36.968	0.308	
2	50	HASTINGS	39.065	29	LODGE	22.964	5	THOMPSON	34.321	2	16	HORSMAN	1:37.016	1:37.314	0.298	
3	32	HOYLE	39.190	50	HASTINGS	23.231	29	LODGE	34.637	3	50	HASTINGS	1:37.115	1:37.708	0.593	
4	72	BEHAN	39.286	66	HAYWARD	23.274	32	HOYLE	34.648	4	66	HAYWARD	1:37.289	1:37.411	0.122	
5	66	HAYWARD	39.323	72	BEHAN	23.365	16	HORSMAN	34.692	5	32	HOYLE	1:37.358	1:37.835	0.477	
6	16	HORSMAN	39.490	14	MOSSEY	23.452	66	HAYWARD	34.692	6	14	MOSSEY	1:37.473	1:37.473	0.000	
7	23	WADDELL	39.567	27	GREEN	23.469	23	WADDELL	34.719	7	72	BEHAN	1:37.557	1:37.955	0.398	
8	8	SUTHERLAND	39.614	32	HOYLE	23.520	50	HASTINGS	34.819	8	23	WADDELL	1:37.947	1:38.187	0.240	
9	22	FORD	39.625	28	VINCENT	23.629	19	HILL	34.848	9	5	THOMPSON	1:37.959	1:38.241	0.282	
10	14	MOSSEY	39.711	8	SUTHERLAND	23.647	72	BEHAN	34.906	10	8	SUTHERLAND	1:38.226	1:38.706	0.480	
11	5	THOMPSON	39.845	23	WADDELL	23.661	8	SUTHERLAND	34.965	11	27	GREEN	1:38.391	1:38.631	0.240	
12	27	GREEN	39.876	33	MORETON	23.731	4	WAKEFIELD	35.046	12	22	FORD	1:38.416	1:38.443	0.027	
13	19	HILL	39.994	22	FORD	23.739	27	GREEN	35.046	13	19	HILL	1:38.623	1:38.943	0.320	
14	33	MORETON	40.134	71	ASHMAN	23.749	22	FORD	35.052	14	28	VINCENT	1:38.945	1:39.034	0.089	
15	28	VINCENT	40.203	19	HILL	23.781	28	VINCENT	35.113	15	33	MORETON	1:39.183	1:39.183	0.000	
16	74	HINTON	40.254	37	CONSTABLE	23.789	71	ASHMAN	35.181	16	4	WAKEFIELD	1:39.296	1:39.364	0.068	
17	71	ASHMAN	40.391	5	THOMPSON	23.793	37	CONSTABLE	35.269	17	71	ASHMAN	1:39.321	1:39.589	0.268	
18	4	WAKEFIELD	40.449	4	WAKEFIELD	23.801	33	MORETON	35.318	18	37	CONSTABLE	1:39.784	1:40.584	0.800	
19	37	CONSTABLE	40.726	76	ELWOOD	23.936	74	HINTON	35.480	19	74	HINTON	1:40.057	1:40.057	0.000	
20	76	ELWOOD	40.834	73	LEWIS	24.280	73	LEWIS	35.502	20	76	ELWOOD	1:40.476	1:40.669	0.193	
21	77	MACKENZIE	40.946	74	HINTON	24.323	76	ELWOOD	35.706	21	73	LEWIS	1:40.865	1:40.865	0.000	
22	73	LEWIS	41.083	52	BLACKLOCK	24.424	77	MACKENZIE	36.389	22	77	MACKENZIE	1:41.919	1:41.984	0.065	
23	88	BARRETT	41.971	77	MACKENZIE	24.584	7	BROWN	36.605	23	52	BLACKLOCK	1:43.536	1:43.588	0.052	
24	52	BLACKLOCK	42.150	46	WALKER	24.806	52	BLACKLOCK	36.962	24	88	BARRETT	1:44.108	1:44.305	0.197	
25	46	WALKER	42.241	57	FERGUSON	24.856	88	BARRETT	37.118	25	56	EAST	1:44.991	1:46.769	1.778	
26	57	FERGUSON	42.500	18	PAULO	24.875	56	EAST	37.126	26	57	FERGUSON	1:45.019	1:45.146	0.127	
27	56	EAST	42.512	88	BARRETT	25.019	18	PAULO	37.130	27	18	PAULO	1:45.177	1:45.786	0.609	
28	18	PAULO	43.172	7	BROWN	25.311	57	FERGUSON	37.663	28	7	BROWN	1:45.242	1:45.242	0.000	
29	7	BROWN	43.326	56	EAST	25.353	41	WINFIELD	38.390	29	46	WALKER	1:45.505	1:45.505	0.000	
30	34	WADDELOW	43.523	34	WADDELOW	26.109	46	WALKER	38.458	30	34	WADDELOW	1:48.313	1:49.492	1.179	
31	12	THOMAS	43.773	12	THOMAS	26.175	34	WADDELOW	38.681	31	12	THOMAS	1:49.210	1:49.491	0.281	
32	61	JORDAN	44.273	41	WINFIELD	26.426	91	STANFORD	38.908	32	41	WINFIELD	1:49.749	1:49.749	0.000	
33	41	WINFIELD	44.933	91	STANFORD	26.562	12	THOMAS	39.262	33	91	STANFORD	1:50.488	1:51.773	1.285	
34	92	MALTON	44.961	26	McALEER	26.661	26	McALEER	39.269	34	26	McALEER	1:52.082	1:53.531	1.449	
35	91	STANFORD	45.018	61	JORDAN	28.190	61	JORDAN	40.195	35	61	JORDAN	1:52.658			
36	26	McALEER	46.152	92	MALTON	29.099	92	MALTON	41.050	36	92	MALTON	1:55.110			
													Perfect Lap	1:36.203		

2008 Relentless British 125GP Championship & ACU Academy Cup

FREE PRACTICE 2 - CLASSIFICATION

POS	NO	CL	NAME	ENTRY	TIME	ON	LAPS	GAP	DIFF	MPH
1	29		James LODGE	Honda - Earnshaws Motorcycles	1:34.775	12	12			84.06
2	32	C	Matthew HOYLE	Honda - sp125racing / Mackrory Demolition	1:36.044	11	12	1.269	1.269	82.94
3	66		Tom HAYWARD	Honda - KRP / Daniel Weston Racing	1:36.260	9	13	1.485	0.216	82.76
4	50	C	Tim HASTINGS	Honda - KRP	1:36.419	4	12	1.644	0.159	82.62
5	16		Shaun HORSMAN	Honda - Symity IT North / ACU	1:36.483	9	13	1.708	0.064	82.57
6	22		James FORD	Honda - E3 Motorsport	1:36.777	10	11	2.002	0.294	82.32
7	4		Phillip WAKEFIELD	Honda - PW Racing	1:37.378	10	12	2.603	0.601	81.81
8	14	C	Jamie MOSSEY	Honda - Repli-cast UK	1:37.383	7	12	2.608	0.005	81.80
9	5		Jordan THOMPSON	Honda - Colin Appleyard / Macadam R'g	1:37.534	7	11	2.759	0.151	81.68
10	72	C	Connor BEHAN	Honda - Connor Behan Racing	1:37.718	8	9	2.943	0.184	81.52
11	33		Dan MORETON	Honda - Dan Moreton Racing	1:37.750	12	12	2.975	0.032	81.50
12	19		Michael HILL	Honda - TABOO Motorsport	1:38.069	13	13	3.294	0.319	81.23
13	71	C	Ross ASHMAN	Honda -	1:38.080	9	10	3.305	0.011	81.22
14	56		James EAST	Honda - East Racing	1:38.153	11	11	3.378	0.073	81.16
15	76	C	Stuart ELWOOD	Honda - Stuart Elwood Racing	1:38.184	9	12	3.409	0.031	81.14
16	27		Catherine GREEN	Honda - CG Racing	1:38.254	9	12	3.479	0.070	81.08
17	74		Luke HINTON	Honda - Buildbase / Knotts	1:38.665	11	12	3.890	0.411	80.74
18	73	C	Jay LEWIS	Honda - SL Racing	1:38.975	11	12	4.200	0.310	80.49
19	28		Jon VINCENT	Honda - Molly / GRF Heavy Transport	1:38.980	8	9	4.205	0.005	80.48
20	23	C	Niall WADDELL	Honda - Banks Racing / Polini.co.uk	1:39.102	4	7	4.327	0.122	80.39
21	8	C	Peter SUTHERLAND	Honda - Kinpac Racing	1:39.164	8	12	4.389	0.062	80.34
22	37		Ross CONSTABLE	Honda - Team Bratpack 125GP Racing	1:39.352	11	11	4.577	0.188	80.18
23	77	C	Taylor MACKENZIE	Honda - RDL UK1 Racing	1:39.379	9	12	4.604	0.027	80.16
24	61	C	Paul JORDAN	Honda - KRP	1:39.472	9	12	4.697	0.093	80.09
25	92	C	Jordan MALTON	Honda - SP125 / JDM Racing	1:40.135	12	12	5.360	0.663	79.56
26	41	C	Shaun WINFIELD	Honda - Astro Racing	1:40.405	11	11	5.630	0.270	79.34
27	52	C	Adam BLACKLOCK	Honda - Repli-cast UK / ERS	1:40.412	10	10	5.637	0.007	79.34
28	57		Jamie FERGUSON	Honda - Team Ferguson Racing	1:42.219	12	12	7.444	1.807	77.93
29	88		Ben BARRETT	Honda - SP125 Racing / Lowerdale Autos	1:42.280	11	12	7.505	0.061	77.89
30	46	C	Ross WALKER	Honda - Ross Walker Racing	1:42.764	5	12	7.989	0.484	77.52
31	18	C	Matthew PAULO	Honda - Matthew Paulo Racing	1:42.911	10	12	8.136	0.147	77.41
32	26	C	Nicole McALEER	Honda - www.megabikes.ie Racing	1:43.873	7	10	9.098	0.962	76.69
33	91		Ian STANFORD	Honda - Stanford Racing	1:45.167	7	9	10.392	1.294	75.75
34	12	C	Max THOMAS	Honda - TABOO M'Sport/Team Thomas R'ing	1:47.244	11	11	12.469	2.077	74.28
35	34		Stephanie WADDELOW	Honda - KRP / SS Racing	1:47.675	9	10	12.900	0.431	73.98

Weather / Track : Sunny / Dry

Silverstone International
Circuit Length = 2.2130 miles
Start: 15:30 End: 15:52

2008 Relentless British 125GP Championship & ACU Academy Cup

FREE PRACTICE 2 - SECTOR ANALYSIS

4		Phillip WAKEFIELD				PW Racing									
1-	Out 96.6	28.010	75.8	38.703	95.5	1:58.127	7-	40.531	115.5	23.826	89.8	34.818	93.1	1:39.175	
2-	42.727	113.0	25.089	82.5	36.217	97.7	1:44.033	8-	40.442	115.5	23.533	89.7	34.371	97.5	1:38.346
3-	41.624	114.5	24.339	86.7	35.607	96.7	1:41.570	9-	40.473	113.6	24.060	89.1	34.494	96.7	1:39.027
4-	41.030	115.1	24.154	87.7	35.097	97.4	1:40.281	10-	39.827	115.5	23.299	90.8	34.252	98.0	1:37.378
5-	40.594	116.7	23.926	90.0	ln		1:44.405 P	11-	39.845	116.7	23.364	92.2	35.036	98.0	1:38.245
6-	Out 114.3	24.376	85.5	35.587	97.1	2:14.753	12-	42.073	107.5	25.687	76.9	ln			1:48.356 P
5		Jordan THOMPSON				Colin Appleyard / Macadam R'g									
1-	Out 111.7	25.030	86.6	36.858	97.4	1:42.253	7-	39.617	116.9	23.650	92.9	34.267	97.4	1:37.534	
2-	40.107	116.5	23.595	91.1	35.349	98.3	1:39.051	8-	39.580	116.1	23.628	93.5	35.041	96.4	1:38.249
3-	39.934	116.9	23.800	92.7	34.840	97.0	1:38.574	9-	39.685	114.9	23.661	91.8	34.486	97.3	1:37.832
4-	39.825	116.9	23.737	90.4	34.687	97.5	1:38.249	10-	39.924	109.1	25.705	83.2	ln		1:42.794 P
5-	39.661	117.7	23.560	94.8	35.387	97.3	1:38.608	11-	Out 116.3	23.727	96.8	34.772	98.4		3:52.672
6-	39.720	117.3	23.781	91.7	34.267	97.3	1:37.768								
8		Peter SUTHERLAND				Kinpac Racing									
1-	Out 114.3	25.846	81.3	36.665	95.5	1:46.999	7-	Out 115.5		23.580	89.0	35.127	96.6		2:42.938
2-	43.157	116.7	23.663	81.9	35.615	97.5	1:42.435	8-	40.625	113.7	23.601	84.9	34.938	96.6	1:39.164
3-	40.733	116.9	23.457	84.8	35.255	98.4	1:39.439	9-	40.359	113.4	23.990	83.2	36.342	94.5	1:40.691
4-	39.855	118.8	24.139	82.2	35.991	98.1	1:39.985	10-	40.953	115.5	23.664	90.3	35.270	97.5	1:39.887
5-	40.204	117.9	24.147	85.9	34.979	97.5	1:39.330	11-	40.751	107.4	23.947	91.4	35.167	96.7	1:39.865
6-	40.012	117.3	24.051	82.4	ln		1:42.932 P	12-	40.090	114.7	23.786	82.7	35.878	96.0	1:39.754
12		Max THOMAS				TABOO M'Sport/Team Thomas R'ing									
1-	Out 88.5	32.141	62.4	46.294	71.4	2:10.454	7-	46.405	105.5	27.482	75.1	39.025	90.9		1:52.912
2-	51.621	95.3	29.290	69.3	42.077	80.5	2:02.988	8-	45.318	104.0	26.383	69.9	40.252	94.0	1:51.953
3-	51.016	90.9	30.863	70.6	42.327	79.1	2:04.206	9-	43.433	112.6	25.820	76.2	38.752	94.5	1:48.005
4-	49.732	97.1	29.642	64.6	41.767	79.0	2:01.141	10-	43.515	110.4	26.115	71.4	38.929	93.6	1:48.559
5-	48.508	100.8	27.658	67.7	40.365	84.9	1:56.531	11-	43.373	112.4	25.876	75.9	38.055	93.7	1:47.244
6-	47.646	104.7	26.926	73.8	39.336	84.3	1:53.908								
14		Jamie MOSSEY				Repli-cast UK									
1-	Out 109.3	25.685	79.0	37.169	95.5	1:44.602	7-	39.707	115.9	23.370	94.0	34.306	96.8	1:37.383	
2-	42.011	115.7	24.723	83.7	35.410	97.1	1:42.144	8-	39.640	115.3	23.366	95.9	34.379	97.4	1:37.385
3-	40.097	117.3	23.761	88.2	35.064	97.4	1:38.922	9-	47.174	89.5	25.302	87.4	ln		1:47.102 P
4-	40.219	116.5	23.624	89.1	35.094	98.0	1:38.937	10-	Out 114.9	23.724	91.8	34.754	97.5	2:20.807	
5-	39.960	115.3	23.916	86.5	34.762	96.8	1:38.638	11-	42.078	92.4	24.412	92.7	34.370	97.3	1:40.860
6-	40.016	115.7	23.854	93.2	34.408	97.1	1:38.278	12-	39.762	114.3	23.483	92.6	34.304	96.6	1:37.549
16		Shaun HORSMAN				Symity IT North / ACU									
1-	Out 117.1	24.490	83.2	37.201	99.4	1:43.803	8-	39.194	120.1	23.146	88.2	34.837	100.0		1:37.177
2-	40.583	119.2	23.600	88.2	35.720	99.1	1:39.903	9-	38.868	119.8	22.904	94.9	34.711	99.4	1:36.483
3-	39.800	119.6	23.483	91.3	35.161	99.4	1:38.444	10-	38.978	120.3	23.174	90.7	34.351	99.3	1:36.503
4-	39.482	119.2	23.599	90.4	34.977	99.3	1:38.058	11-	39.326	118.1	23.159	94.8	34.332	100.3	1:36.817
5-	39.653	118.6	23.616	94.4	34.831	99.7	1:38.100	12-	39.409	119.2	23.191	92.4	34.781	100.6	1:37.381
6-	38.996	121.8	23.333	87.4	35.117	100.0	1:37.446	13-	39.928	119.0	23.439	92.3	36.185	99.9	1:39.552
7-	39.092	121.1	23.887	87.6	35.127	100.6	1:38.106								
18		Matthew PAULO				Matthew Paulo Racing									
1-	Out 101.5	28.341	82.7	38.372	92.9	1:55.674	7-	42.422	113.4	25.196	78.3	36.997	96.1		1:44.615
2-	43.788	110.4	24.745	79.5	37.792	95.3	1:46.325	8-	42.175	112.6	25.025	80.1	36.642	96.0	1:43.842
3-	42.980	112.6	25.612	77.1	37.578	96.6	1:46.170	9-	42.117	113.2	24.718	81.0	36.330	95.6	1:43.165
4-	42.523	114.3	25.103	77.3	37.292	97.1	1:44.918	10-	41.943	113.0	24.843	83.6	36.125	97.0	1:42.911
5-	43.465	113.6	26.204	80.4	37.270	94.8	1:46.939	11-	41.644	112.8	24.757	82.2	38.102	96.3	1:44.503
6-	44.011	113.9	25.437	80.5	36.967	97.0	1:46.415	12-	43.497	111.1	24.793	84.2	35.974	97.4	1:44.264
19		Michael HILL				TABOO Motorsport									
1-	Out 114.3	24.633	85.5	36.160	98.3	1:40.730	8-	39.923	121.6	23.440	90.4	35.121	98.5		1:38.484
2-	40.429	118.1	23.745	92.7	35.361	99.1	1:39.535	9-	40.020	118.1	23.389	89.2	34.810	99.0	1:38.219
3-	39.951	118.6	24.351	92.2	35.349	98.7	1:39.651	10-	39.747	118.4	23.449	93.2	35.162	98.5	1:38.358
4-	39.983	118.8	23.589	92.6	35.075	98.7	1:38.647	11-	39.777	116.9	23.592	95.7	34.929	99.3	1:38.298
5-	39.857	119.4	23.910	89.4	35.958	99.7	1:39.725	12-	40.017	116.9	23.552	91.6	35.296	98.1	1:38.865

Silverstone International
Circuit Length = 2.2130 miles
Start: 15:30 End: 15:52

Weather / Track : Sunny / Dry

2008 Relentless British 125GP Championship & ACU Academy Cup
FREE PRACTICE 2 - SECTOR ANALYSIS

88		Ben BARRETT						SP125 Racing / Lowerdale Autos						
1 -	Out 96.4	28.490	71.6	39.302	97.0	1:56.980	7 -	42.012	114.9	24.776	83.8	36.851	98.0	1:43.639
2 -	43.517 114.9	25.846	74.0	37.820	98.0	1:47.183	8 -	41.607	115.3	24.836	86.1	36.695	97.5	1:43.138
3 -	42.158 115.5	25.182	81.3	36.821	97.8	1:44.161	9 -	41.540	115.1	24.717	88.2	36.631	97.4	1:42.888
4 -	42.202 118.1	25.071	78.2	37.273	98.8	1:44.546	10 -	41.740	113.4	25.398	84.3	36.797	98.1	1:43.935
5 -	42.792 114.5	25.546	78.2	36.949	97.1	1:45.287	11 -	41.437	114.3	24.470	86.9	36.373	98.4	1:42.280
6 -	41.632 115.1	24.985	85.8	36.788	97.1	1:43.405	12 -	41.222	115.7	24.637	82.6	36.598	96.8	1:42.457
91		Ian STANFORD						Stanford Racing						
1 -	Out 112.8	26.751	80.1	38.663	95.5	1:51.117	6 -	43.373	117.7	25.558	84.5	36.751	96.6	1:45.682
2 -	44.355 113.6	26.430	79.4	38.001	96.3	1:48.786	7 -	42.969	116.5	25.536	86.7	36.662	97.1	1:45.167
3 -	43.672 114.5	25.897	82.5	37.435	96.7	1:47.004	8 -	42.904	115.5	26.062	86.0	In		1:48.985 P
4 -	44.377 114.1	25.901	84.2	37.226	95.9	1:47.504	9 -	Out 112.2		27.530	81.4	In		3:34.778 P
5 -	43.696 113.2	26.083	85.2	37.334	96.0	1:47.113								
92		Jordan MALTON						SP125 / JDM Racing						
1 -	Out 101.1	29.320	72.2	40.927	90.2	2:00.073	7 -	40.848	115.7	24.087	84.5	36.407	98.7	1:41.342
2 -	44.024 110.7	26.727	73.8	38.821	97.1	1:49.572	8 -	40.522	115.7	23.903	81.2	36.695	98.4	1:41.120
3 -	42.082 113.4	25.763	81.0	37.756	97.4	1:45.601	9 -	41.093	115.3	23.921	81.7	37.660	97.3	1:42.674
4 -	41.480 114.9	25.316	85.4	37.168	98.3	1:43.964	10 -	40.807	116.3	24.232	84.2	36.303	98.3	1:41.342
5 -	41.230 115.7	24.291	82.8	36.913	98.8	1:42.434	11 -	40.810	114.3	24.162	90.2	36.321	98.5	1:41.293
6 -	41.456 116.3	23.960	86.6	36.822	98.4	1:42.238	12 -	40.437	115.1	23.833	89.7	35.865	98.5	1:40.135

**2008 Relentless British 125GP Championship & ACU Academy Cup
FREE PRACTICE 2 - SPEED TRAPS**

SECTOR 1				SECTOR 2			FINISH LINE			
POS	NO	NAME	MPH	NO	NAME	MPH	NO	NAME	MPH	
1	50	Tim HASTINGS	123.8	29	James LODGE	97.0	50	Tim HASTINGS	104.2	
2	66	Tom HAYWARD	123.8	5	Jordan THOMPSON	96.8	66	Tom HAYWARD	102.9	
3	32	Matthew HOYLE	123.4	22	James FORD	96.1	29	James LODGE	102.6	
4	29	James LODGE	122.5	14	Jamie MOSSEY	95.9	61	Paul JORDAN	102.5	
5	16	Shaun HORSMAN	121.8	19	Michael HILL	95.7	32	Matthew HOYLE	101.5	
6	19	Michael HILL	121.6	27	Catherine GREEN	95.6	56	James EAST	100.9	
7	27	Catherine GREEN	121.4	32	Matthew HOYLE	95.5	27	Catherine GREEN	100.8	
8	61	Paul JORDAN	120.9	50	Tim HASTINGS	95.5	16	Shaun HORSMAN	100.6	
9	56	James EAST	120.7	16	Shaun HORSMAN	94.9	23	Niall WADDELL	100.5	
10	23	Niall WADDELL	120.1	66	Tom HAYWARD	93.6	19	Michael HILL	100.0	
11	22	James FORD	119.6	76	Stuart ELWOOD	92.8	77	Taylor MACKENZIE	100.0	
12	77	Taylor MACKENZIE	119.4	73	Jay LEWIS	92.4	74	Luke HINTON	99.9	
13	8	Peter SUTHERLAND	118.8	4	Phillip WAKEFIELD	92.2	37	Ross CONSTABLE	99.6	
14	72	Connor BEHAN	118.8	57	Jamie FERGUSON	91.9	72	Connor BEHAN	99.3	
15	74	Luke HINTON	118.6	33	Dan MORETON	91.8	26	Nicole McALEER	99.1	
16	37	Ross CONSTABLE	118.1	8	Peter SUTHERLAND	91.4	88	Ben BARRETT	98.8	
17	88	Ben BARRETT	118.1	28	Jon VINCENT	90.7	92	Jordan MALTON	98.8	
18	71	Ross ASHMAN	117.9	61	Paul JORDAN	90.7	5	Jordan THOMPSON	98.4	
19	76	Stuart ELWOOD	117.9	56	James EAST	90.6	8	Peter SUTHERLAND	98.4	
20	5	Jordan THOMPSON	117.7	92	Jordan MALTON	90.2	22	James FORD	98.1	
21	91	Ian STANFORD	117.7	74	Luke HINTON	90.1	34	Stephanie WADDELOW	98.1	
22	57	Jamie FERGUSON	117.5	71	Ross ASHMAN	90.0	57	Jamie FERGUSON	98.1	
23	14	Jamie MOSSEY	117.3	52	Adam BLACKLOCK	89.8	71	Ross ASHMAN	98.1	
24	33	Dan MORETON	117.3	23	Niall WADDELL	89.4	4	Phillip WAKEFIELD	98.0	
25	4	Phillip WAKEFIELD	116.7	37	Ross CONSTABLE	89.1	14	Jamie MOSSEY	98.0	
26	73	Jay LEWIS	116.5	41	Shaun WINFIELD	88.9	33	Dan MORETON	98.0	
27	28	Jon VINCENT	116.3	72	Connor BEHAN	88.8	28	Jon VINCENT	97.8	
28	92	Jordan MALTON	116.3	88	Ben BARRETT	88.2	52	Adam BLACKLOCK	97.8	
29	52	Adam BLACKLOCK	115.9	91	Ian STANFORD	86.1	76	Stuart ELWOOD	97.5	
30	18	Matthew PAULO	114.3	46	Ross WALKER	84.7	18	Matthew PAULO	97.4	
31	26	Nicole McALEER	113.7	77	Taylor MACKENZIE	84.6	46	Ross WALKER	97.1	
32	46	Ross WALKER	113.7	18	Matthew PAULO	84.2	91	Ian STANFORD	97.1	
33	34	Stephanie WADDELOW	113.4	26	Nicole McALEER	84.0	73	Jay LEWIS	96.6	
34	41	Shaun WINFIELD	113.2	34	Stephanie WADDELOW	82.7	41	Shaun WINFIELD	95.6	
35	12	Max THOMAS	112.6	12	Max THOMAS	76.2	12	Max THOMAS	94.5	

Weather / Track : Sunny / Dry

www.tsl-timing.com

Silverstone International
Circuit Length = 2.2130 miles
Start: 15:30 End: 15:52

Printed - 15.53 Friday, 26 September 2008

2008 Relentless British 125GP Championship & ACU Academy Cup

FREE PRACTICE 2 - BEST SECTOR TIMES

SECTOR 1			SECTOR 2			SECTOR 3			IDEAL / BEST COMPARISON						
POS	NO	NAME	TIME	NO	NAME	TIME	NO	NAME	TIME	POS	NO	NAME	IDEAL	BEST	DIFF
1	29	LODGE	38.129	66	HAYWARD	22.752	29	LODGE	33.646	1	29	LODGE	1:34.530	1:34.775	0.245
2	50	HASTINGS	38.732	29	LODGE	22.755	32	HOYLE	34.012	2	32	HOYLE	1:35.797	1:36.044	0.247
3	32	HOYLE	38.748	16	HORSMAN	22.904	66	HAYWARD	34.214	3	66	HAYWARD	1:35.862	1:36.260	0.398
4	16	HORSMAN	38.868	32	HOYLE	23.037	4	WAKEFIELD	34.252	4	16	HORSMAN	1:36.104	1:36.483	0.379
5	66	HAYWARD	38.896	50	HASTINGS	23.064	5	THOMPSON	34.267	5	50	HASTINGS	1:36.348	1:36.419	0.071
6	22	FORD	39.117	22	FORD	23.179	14	MOSSEY	34.304	6	22	FORD	1:36.751	1:36.777	0.026
7	72	BEHAN	39.340	33	MORETON	23.297	16	HORSMAN	34.332	7	14	MOSSEY	1:37.310	1:37.383	0.073
8	5	THOMPSON	39.580	4	WAKEFIELD	23.299	22	FORD	34.455	8	4	WAKEFIELD	1:37.378	1:37.378	0.000
9	33	MORETON	39.586	27	GREEN	23.356	50	HASTINGS	34.552	9	5	THOMPSON	1:37.407	1:37.534	0.127
10	27	GREEN	39.629	14	MOSSEY	23.366	33	MORETON	34.614	10	33	MORETON	1:37.497	1:37.750	0.253
11	14	MOSSEY	39.640	19	HILL	23.389	71	ASHMAN	34.660	11	72	BEHAN	1:37.718	1:37.718	0.000
12	19	HILL	39.747	76	ELWOOD	23.414	72	BEHAN	34.693	12	27	GREEN	1:37.744	1:38.254	0.510
13	76	ELWOOD	39.808	8	SUTHERLAND	23.451	19	HILL	34.715	13	19	HILL	1:37.851	1:38.069	0.218
14	56	EAST	39.814	56	EAST	23.480	27	GREEN	34.759	14	76	ELWOOD	1:38.074	1:38.184	0.110
15	71	ASHMAN	39.822	73	LEWIS	23.551	61	JORDAN	34.811	15	71	ASHMAN	1:38.080	1:38.080	0.000
16	4	WAKEFIELD	39.827	5	THOMPSON	23.560	28	VINCENT	34.830	16	56	EAST	1:38.153	1:38.153	0.000
17	74	HINTON	39.832	74	HINTON	23.566	76	ELWOOD	34.852	17	8	SUTHERLAND	1:38.244	1:39.164	0.920
18	8	SUTHERLAND	39.855	71	ASHMAN	23.598	56	EAST	34.859	18	74	HINTON	1:38.411	1:38.665	0.254
19	23	WADDELL	39.872	28	VINCENT	23.599	8	SUTHERLAND	34.938	19	28	VINCENT	1:38.451	1:38.980	0.529
20	28	VINCENT	40.022	72	BEHAN	23.685	73	LEWIS	35.002	20	73	LEWIS	1:38.653	1:38.975	0.322
21	73	LEWIS	40.100	52	BLACKLOCK	23.712	74	HINTON	35.013	21	61	JORDAN	1:38.776	1:39.472	0.696
22	61	JORDAN	40.210	37	CONSTABLE	23.749	23	WADDELL	35.027	22	23	WADDELL	1:38.807	1:39.102	0.295
23	77	MACKENZIE	40.214	61	JORDAN	23.755	37	CONSTABLE	35.212	23	37	CONSTABLE	1:39.199	1:39.352	0.153
24	37	CONSTABLE	40.238	77	MACKENZIE	23.755	77	MACKENZIE	35.337	24	77	MACKENZIE	1:39.306	1:39.379	0.073
25	92	MALTON	40.437	92	MALTON	23.833	52	BLACKLOCK	35.435	25	52	BLACKLOCK	1:39.974	1:40.412	0.438
26	41	WINFIELD	40.720	23	WADDELL	23.908	41	WINFIELD	35.463	26	92	MALTON	1:40.135	1:40.135	0.000
27	57	FERGUSON	40.758	41	WINFIELD	23.953	92	MALTON	35.865	27	41	WINFIELD	1:40.136	1:40.405	0.269
28	52	BLACKLOCK	40.827	57	FERGUSON	24.228	18	PAULO	35.974	28	57	FERGUSON	1:42.008	1:42.219	0.211
29	46	WALKER	41.093	88	BARRETT	24.470	88	BARRETT	36.373	29	88	BARRETT	1:42.065	1:42.280	0.215
30	88	BARRETT	41.222	46	WALKER	24.548	91	STANFORD	36.662	30	46	WALKER	1:42.325	1:42.764	0.439
31	18	PAULO	41.644	18	PAULO	24.718	46	WALKER	36.684	31	18	PAULO	1:42.336	1:42.911	0.575
32	26	McALEER	41.666	26	McALEER	25.028	26	McALEER	36.985	32	26	McALEER	1:43.679	1:43.873	0.194
33	91	STANFORD	42.904	91	STANFORD	25.536	57	FERGUSON	37.022	33	91	STANFORD	1:45.102	1:45.167	0.065
34	12	THOMAS	43.313	12	THOMAS	25.820	34	WADDELOW	38.010	34	12	THOMAS	1:47.188	1:47.244	0.056
35	34	WADDELOW	43.439	34	WADDELOW	25.926	12	THOMAS	38.055	35	34	WADDELOW	1:47.375	1:47.675	0.300
											Perfect Lap		1:34.527		

MCRCB BULLETIN TK021

2008 Relentless British 125GP Championship & ACU Academy Cup QUALIFYING 1 - CLASSIFICATION

POS	NO	CL	NAME	ENTRY	TIME	ON	LAPS	GAP	DIFF	MPH
1	32	C	Matthew HOYLE	Honda - sp125racing / Mackrory Demolition	1:35.163	12	12			83.71
2	66		Tom HAYWARD	Honda - KRP / Daniel Weston Racing	1:35.269	13	14	0.106	0.106	83.62
3	29		James LODGE	Honda - Earnshaws Motorcycles	1:35.424	4	5	0.261	0.155	83.48
4	50	C	Tim HASTINGS	Honda - KRP	1:35.601	13	14	0.438	0.177	83.33
5	56		James EAST	Honda - East Racing	1:35.808	11	15	0.645	0.207	83.15
6	22		James FORD	Honda - E3 Motorsport	1:36.059	13	13	0.896	0.251	82.93
7	16		Shaun HORSMAN	Honda - Symity IT North / ACU	1:36.062	10	15	0.899	0.003	82.93
8	23	C	Niall WADDELL	Honda - Banks Racing / Polini.co.uk	1:36.611	11	13	1.448	0.549	82.46
9	5		Jordan THOMPSON	Honda - Colin Appleyard / Macadam R'g	1:36.695	12	16	1.532	0.084	82.39
10	74		Luke HINTON	Honda - Buildbase / Knotts	1:36.706	13	16	1.543	0.011	82.38
11	72	C	Connor BEHAN	Honda - Connor Behan Racing	1:36.711	14	14	1.548	0.005	82.37
12	14	C	Jamie MOSSEY	Honda - Repli-cast UK	1:36.810	15	15	1.647	0.099	82.29
13	27		Catherine GREEN	Honda - CG Racing	1:36.826	13	15	1.663	0.016	82.28
14	37		Ross CONSTABLE	Honda - Team Bratpack 125GP Racing	1:37.056	11	14	1.893	0.230	82.08
15	61	C	Paul JORDAN	Honda - KRP	1:37.129	6	14	1.966	0.073	82.02
16	19		Michael HILL	Honda - TABOO Motorsport	1:37.137	10	16	1.974	0.008	82.01
17	8	C	Peter SUTHERLAND	Honda - Kinpac Racing	1:37.355	13	14	2.192	0.218	81.83
18	71	C	Ross ASHMAN	Honda -	1:37.464	12	14	2.301	0.109	81.74
19	73	C	Jay LEWIS	Honda - SL Racing	1:37.638	11	14	2.475	0.174	81.59
20	4		Phillip WAKEFIELD	Honda - PW Racing	1:37.718	13	15	2.555	0.080	81.52
21	52	C	Adam BLACKLOCK	Honda - Repli-cast UK / ERS	1:37.953	9	13	2.790	0.235	81.33
22	77	C	Taylor MACKENZIE	Honda - RDL UK1 Racing	1:38.113	15	15	2.950	0.160	81.20
23	7	C	Deane BROWN	Honda - Colin Appleyard / Macadam R'g	1:38.203	12	13	3.040	0.090	81.12
24	76	C	Stuart ELWOOD	Honda - Stuart Elwood Racing	1:38.404	13	14	3.241	0.201	80.96
25	92	C	Jordan MALTON	Honda - SP125 / JDM Racing	1:38.583	11	15	3.420	0.179	80.81
26	41	C	Shaun WINFIELD	Honda - Astro Racing	1:38.628	11	14	3.465	0.045	80.77
27	28		Jon VINCENT	Honda - Molly / GRF Heavy Transport	1:39.242	6	12	4.079	0.614	80.27
28	33		Dan MORETON	Honda - Dan Moreton Racing	1:39.528	6	6	4.365	0.286	80.04
29	18	C	Matthew PAULO	Honda - Matthew Paulo Racing	1:40.103	12	14	4.940	0.575	79.58
30	88		Ben BARRETT	Honda - SP125 Racing / Lowerdale Autos	1:40.314	15	15	5.151	0.211	79.41
31	46	C	Ross WALKER	Honda - Ross Walker Racing	1:41.168	8	9	6.005	0.854	78.74
32	26	C	Nicole McALEER	Honda - www.megabikes.ie Racing	1:41.289	12	14	6.126	0.121	78.65
33	57		Jamie FERGUSON	Honda - Team Ferguson Racing	1:41.486	15	15	6.323	0.197	78.50
34	34		Stephanie WADDELOW	Honda - KRP / SS Racing	1:41.922	13	14	6.759	0.436	78.16
35	12	C	Max THOMAS	Honda - TABOO M'Sport/Team Thomas R'ing	1:42.848	13	14	7.685	0.926	77.46
36	81		Paul DOBB	Honda - PDR	1:43.046	7	13	7.883	0.198	77.31
37	91		Ian STANFORD	Honda - Stanford Racing	1:44.625	7	11	9.462	1.579	76.14

Weather / Track : Sunny / Dry

These results are provisional until the conclusion of any judicial and technical matters.

Silverstone International
Circuit Length = 2.2130 miles
Start: 12:10 End: 12:37

Race Director :	Stewards :	Timekeeper :

MCRCB BULLETIN TK039

2008 Relentless British 125GP Championship & ACU Academy Cup QUALIFYING 1 - CLASSIFICATION - AMENDED

POS	NO	CL	NAME	ENTRY	TIME	ON	LAPS	GAP	DIFF	MPH
1	32	C	Matthew HOYLE	Honda - sp125racing / Mackrory Demolition	1:35.163	12	12			83.71
2	66		Tom HAYWARD	Honda - KRP / Daniel Weston Racing	1:35.269	13	14	0.106	0.106	83.62
3	29		James LODGE	Honda - Earnshaws Motorcycles	1:35.424	4	5	0.261	0.155	83.48
4	56		James EAST	Honda - East Racing	1:35.808	11	15	0.645	0.384	83.15
5	22		James FORD	Honda - E3 Motorsport	1:36.059	13	13	0.896	0.251	82.93
6	16		Shaun HORSMAN	Honda - Symity IT North / ACU	1:36.062	10	15	0.899	0.003	82.93
7	23	C	Niall WADDELL	Honda - Banks Racing / Polini.co.uk	1:36.611	11	13	1.448	0.549	82.46
8	5		Jordan THOMPSON	Honda - Colin Appleyard / Macadam R'g	1:36.695	12	16	1.532	0.084	82.39
9	74		Luke HINTON	Honda - Buildbase / Knotts	1:36.706	13	16	1.543	0.011	82.38
10	72	C	Connor BEHAN	Honda - Connor Behan Racing	1:36.711	14	14	1.548	0.005	82.37
11	14	C	Jamie MOSSEY	Honda - Repli-cast UK	1:36.810	15	15	1.647	0.099	82.29
12	27		Catherine GREEN	Honda - CG Racing	1:36.826	13	15	1.663	0.016	82.28
13	37		Ross CONSTABLE	Honda - Team Bratpack 125GP Racing	1:37.056	11	14	1.893	0.230	82.08
14	19		Michael HILL	Honda - TABOO Motorsport	1:37.137	10	16	1.974	0.081	82.01
15	8	C	Peter SUTHERLAND	Honda - Kinpac Racing	1:37.355	13	14	2.192	0.218	81.83
16	71	C	Ross ASHMAN	Honda -	1:37.464	12	14	2.301	0.109	81.74
17	73	C	Jay LEWIS	Honda - SL Racing	1:37.638	11	14	2.475	0.174	81.59
18	4		Phillip WAKEFIELD	Honda - PW Racing	1:37.718	13	15	2.555	0.080	81.52
19	52	C	Adam BLACKLOCK	Honda - Repli-cast UK / ERS	1:37.953	9	13	2.790	0.235	81.33
20	77	C	Taylor MACKENZIE	Honda - RDL UK1 Racing	1:38.113	15	15	2.950	0.160	81.20
21	7	C	Deane BROWN	Honda - Colin Appleyard / Macadam R'g	1:38.203	12	13	3.040	0.090	81.12
22	76	C	Stuart ELWOOD	Honda - Stuart Elwood Racing	1:38.404	13	14	3.241	0.201	80.96
23	92	C	Jordan MALTON	Honda - SP125 / JDM Racing	1:38.583	11	15	3.420	0.179	80.81
24	41	C	Shaun WINFIELD	Honda - Astro Racing	1:38.628	11	14	3.465	0.045	80.77
25	28		Jon VINCENT	Honda - Molly / GRF Heavy Transport	1:39.242	6	12	4.079	0.614	80.27
26	33		Dan MORETON	Honda - Dan Moreton Racing	1:39.528	6	6	4.365	0.286	80.04
27	18	C	Matthew PAULO	Honda - Matthew Paulo Racing	1:40.103	12	14	4.940	0.575	79.58
28	88		Ben BARRETT	Honda - SP125 Racing / Lowerdale Autos	1:40.314	15	15	5.151	0.211	79.41
29	46	C	Ross WALKER	Honda - Ross Walker Racing	1:41.168	8	9	6.005	0.854	78.74
30	26	C	Nicole McALEER	Honda - www.megabikes.ie Racing	1:41.289	12	14	6.126	0.121	78.65
31	57		Jamie FERGUSON	Honda - Team Ferguson Racing	1:41.486	15	15	6.323	0.197	78.50
32	34		Stephanie WADDELOW	Honda - KRP / SS Racing	1:41.922	13	14	6.759	0.436	78.16
33	12	C	Max THOMAS	Honda - TABOO M'Sport/Team Thomas R'ing	1:42.848	13	14	7.685	0.926	77.46
34	81		Paul DOBB	Honda - PDR	1:43.046	7	13	7.883	0.198	77.31
35	91		Ian STANFORD	Honda - Stanford Racing	1:44.625	7	11	9.462	1.579	76.14
DQ	50	C	Tim HASTINGS	Honda - KRP			14			
DQ	61	C	Paul JORDAN	Honda - KRP			14			

Nos 50 & 61 - session times disallowed for failure at post session technical (inoperative rear brake)

Weather / Track : Sunny / Dry

These results are provisional until the conclusion of any judicial and technical matters.

Silverstone International
Circuit Length = 2.2130 miles
Start: 12:10 End: 12:37

Race Director :	Stewards :	Timekeeper :

MCRCB BULLETIN TK022

2008 Relentless British 125GP Championship & ACU Academy Cup

QUALIFYING 1 - SECTOR ANALYSIS

5 -	42.827	113.6	24.954	90.4	37.002	97.0	1:44.783	11 -	Out	110.6	28.505	80.4	In	2:08.616 P	
6 -	42.900	114.9	24.893	88.4	37.102	94.4	1:44.895								
92	Jordan MALTON							SP125 / JDM Racing							
1 -	Out	112.8	25.119	83.9	38.893	98.7	1:47.732	9 -	40.048	113.2	23.541	90.3	35.412	99.0	1:39.001
2 -	41.335	117.1	24.498	85.2	37.300	99.1	1:43.133	10 -	40.428	114.7	23.443	90.2	35.297	99.7	1:39.168
3 -	41.166	115.7	24.364	85.4	36.733	99.6	1:42.263	11 -	39.930	116.1	23.523	89.8	35.130	100.6	1:38.583
4 -	40.386	117.5	23.756	85.3	36.286	100.9	1:40.428	12 -	40.014	116.5	23.370	92.8	35.299	99.9	1:38.683
5 -	40.520	116.5	23.775	85.9	35.973	99.7	1:40.268	13 -	40.069	115.5	23.444	87.8	35.643	99.6	1:39.156
6 -	40.251	114.5	23.961	89.1	35.939	100.2	1:40.151	14 -	40.058	115.1	23.485	90.2	35.065	100.2	1:38.608
7 -	40.533	114.9	23.781	90.3	35.579	99.9	1:39.893	15 -	40.864	112.6	23.477	92.7	35.371	98.3	1:39.712
8 -	40.626	113.9	23.514	89.5	35.798	99.6	1:39.938								

MCRCB BULLETIN TK023

2008 Relentless British 125GP Championship & ACU Academy Cup QUALIFYING 1 - SPEED TRAPS

SECTOR 1				SECTOR 2			FINISH LINE		
POS	NO	NAME	MPH	NO	NAME	MPH	NO	NAME	MPH
1	29	James LODGE	122.5	14	Jamie MOSSEY	97.4	29	James LODGE	104.2
2	50	Tim HASTINGS	121.8	29	James LODGE	97.1	50	Tim HASTINGS	103.7
3	32	Matthew HOYLE	121.4	32	Matthew HOYLE	96.6	66	Tom HAYWARD	103.7
4	16	Shaun HORSMAN	120.7	73	Jay LEWIS	96.4	32	Matthew HOYLE	103.6
5	37	Ross CONSTABLE	120.7	81	Paul DOBB	96.4	23	Niall WADDELL	102.6
6	66	Tom HAYWARD	120.5	22	James FORD	96.3	37	Ross CONSTABLE	102.5
7	19	Michael HILL	120.1	50	Tim HASTINGS	96.3	61	Paul JORDAN	102.5
8	27	Catherine GREEN	119.4	16	Shaun HORSMAN	96.0	74	Luke HINTON	102.3
9	61	Paul JORDAN	119.4	23	Niall WADDELL	96.0	77	Taylor MACKENZIE	102.3
10	23	Niall WADDELL	119.2	27	Catherine GREEN	95.9	56	James EAST	102.1
11	22	James FORD	119.0	71	Ross ASHMAN	95.5	26	Nicole McALEER	101.8
12	77	Taylor MACKENZIE	119.0	5	Jordan THOMPSON	95.3	27	Catherine GREEN	101.8
13	74	Luke HINTON	118.8	66	Tom HAYWARD	94.5	16	Shaun HORSMAN	101.4
14	56	James EAST	117.9	76	Stuart ELWOOD	94.1	34	Stephanie WADDELOW	100.9
15	5	Jordan THOMPSON	117.5	19	Michael HILL	94.0	92	Jordan MALTON	100.9
16	92	Jordan MALTON	117.5	37	Ross CONSTABLE	93.9	19	Michael HILL	100.8
17	71	Ross ASHMAN	117.3	8	Peter SUTHERLAND	93.7	28	Jon VINCENT	100.8
18	34	Stephanie WADDELOW	116.9	72	Connor BEHAN	93.5	57	Jamie FERGUSON	100.8
19	57	Jamie FERGUSON	116.9	56	James EAST	93.3	8	Peter SUTHERLAND	100.3
20	41	Shaun WINFIELD	116.7	4	Phillip WAKEFIELD	93.2	72	Connor BEHAN	100.0
21	52	Adam BLACKLOCK	116.7	92	Jordan MALTON	92.8	4	Phillip WAKEFIELD	99.7
22	72	Connor BEHAN	116.7	7	Deane BROWN	92.7	41	Shaun WINFIELD	99.7
23	4	Phillip WAKEFIELD	116.1	61	Paul JORDAN	92.3	52	Adam BLACKLOCK	99.7
24	14	Jamie MOSSEY	116.1	88	Ben BARRETT	91.3	88	Ben BARRETT	99.7
25	26	Nicole McALEER	115.9	91	Ian STANFORD	90.4	18	Matthew PAULO	99.6
26	88	Ben BARRETT	115.7	52	Adam BLACKLOCK	90.0	22	James FORD	99.3
27	91	Ian STANFORD	115.5	18	Matthew PAULO	89.7	71	Ross ASHMAN	99.1
28	8	Peter SUTHERLAND	115.3	74	Luke HINTON	89.7	5	Jordan THOMPSON	99.0
29	18	Matthew PAULO	114.9	57	Jamie FERGUSON	89.5	14	Jamie MOSSEY	99.0
30	76	Stuart ELWOOD	114.9	41	Shaun WINFIELD	89.0	91	Ian STANFORD	98.4
31	7	Deane BROWN	114.7	33	Dan MORETON	88.7	7	Deane BROWN	98.1
32	12	Max THOMAS	113.9	46	Ross WALKER	88.2	12	Max THOMAS	97.1
33	28	Jon VINCENT	113.7	26	Nicole McALEER	87.3	46	Ross WALKER	97.1
34	33	Dan MORETON	113.7	28	Jon VINCENT	86.8	76	Stuart ELWOOD	97.1
35	73	Jay LEWIS	113.7	77	Taylor MACKENZIE	86.6	73	Jay LEWIS	96.6
36	46	Ross WALKER	112.0	34	Stephanie WADDELOW	84.0	33	Dan MORETON	96.3
37	81	Paul DOBB	111.7	12	Max THOMAS	83.1	81	Paul DOBB	94.9

Weather / Track : Sunny / Dry

www.tsl-timing.com

Silverstone International
Circuit Length = 2.2130 miles
Start: 12:10 End: 12:37

Printed - 12.40 Saturday, 27 September 2008

MCRCB BULLETIN TK024

2008 Relentless British 125GP Championship & ACU Academy Cup QUALIFYING 1 - BEST SECTOR TIMES

SECTOR 1			SECTOR 2			SECTOR 3			IDEAL / BEST COMPARISON						
POS	NO	NAME	TIME	NO	NAME	TIME	NO	NAME	TIME	POS	NO	NAME	IDEAL	BEST	DIFF
1	50	HASTINGS	38.295	50	HASTINGS	22.673	56	EAST	33.629	1	56	EAST	1:35.153	1:35.808	0.655
2	32	HOYLE	38.497	66	HAYWARD	22.715	5	THOMPSON	33.768	2	32	HOYLE	1:35.163	1:35.163	0.000
3	66	HAYWARD	38.601	16	HORSMAN	22.776	32	HOYLE	33.829	3	66	HAYWARD	1:35.269	1:35.269	0.000
4	29	LODGE	38.612	32	HOYLE	22.837	14	MOSSEY	33.903	4	50	HASTINGS	1:35.358	1:35.601	0.243
5	56	EAST	38.639	29	LODGE	22.868	29	LODGE	33.944	5	29	LODGE	1:35.424	1:35.424	0.000
6	16	HORSMAN	38.857	56	EAST	22.885	66	HAYWARD	33.953	6	16	HORSMAN	1:35.881	1:36.062	0.181
7	22	FORD	38.868	8	SUTHERLAND	22.935	23	WADDELL	33.997	7	27	GREEN	1:36.044	1:36.826	0.782
8	27	GREEN	38.913	74	HINTON	22.944	27	GREEN	34.174	8	22	FORD	1:36.059	1:36.059	0.000
9	74	HINTON	38.954	22	FORD	22.953	71	ASHMAN	34.201	9	23	WADDELL	1:36.161	1:36.611	0.450
10	23	WADDELL	39.141	27	GREEN	22.957	22	FORD	34.238	10	74	HINTON	1:36.180	1:36.706	0.526
11	72	BEHAN	39.208	72	BEHAN	22.992	16	HORSMAN	34.248	11	5	THOMPSON	1:36.454	1:36.695	0.241
12	19	HILL	39.250	23	WADDELL	23.023	4	WAKEFIELD	34.254	12	14	MOSSEY	1:36.491	1:36.810	0.319
13	5	THOMPSON	39.256	37	CONSTABLE	23.023	61	JORDAN	34.271	13	71	ASHMAN	1:36.564	1:37.464	0.900
14	71	ASHMAN	39.264	71	ASHMAN	23.099	37	CONSTABLE	34.272	14	72	BEHAN	1:36.697	1:36.711	0.014
15	14	MOSSEY	39.422	19	HILL	23.105	74	HINTON	34.282	15	19	HILL	1:36.779	1:37.137	0.358
16	61	JORDAN	39.433	14	MOSSEY	23.166	73	LEWIS	34.331	16	37	CONSTABLE	1:36.852	1:37.056	0.204
17	37	CONSTABLE	39.557	4	WAKEFIELD	23.196	7	BROWN	34.379	17	61	JORDAN	1:36.997	1:37.129	0.132
18	8	SUTHERLAND	39.636	73	LEWIS	23.234	50	HASTINGS	34.390	18	8	SUTHERLAND	1:37.146	1:37.355	0.209
19	73	LEWIS	39.647	76	ELWOOD	23.282	19	HILL	34.424	19	73	LEWIS	1:37.212	1:37.638	0.426
20	77	MACKENZIE	39.684	61	JORDAN	23.293	72	BEHAN	34.497	20	4	WAKEFIELD	1:37.259	1:37.718	0.459
21	52	BLACKLOCK	39.701	92	MALTON	23.370	52	BLACKLOCK	34.530	21	52	BLACKLOCK	1:37.624	1:37.953	0.329
22	4	WAKEFIELD	39.809	52	BLACKLOCK	23.393	77	MACKENZIE	34.547	22	77	MACKENZIE	1:37.768	1:38.113	0.345
23	92	MALTON	39.930	5	THOMPSON	23.430	8	SUTHERLAND	34.575	23	76	ELWOOD	1:37.884	1:38.404	0.520
24	76	ELWOOD	39.955	41	WINFIELD	23.501	76	ELWOOD	34.647	24	7	BROWN	1:37.964	1:38.203	0.239
25	7	BROWN	40.052	7	BROWN	23.533	41	WINFIELD	34.872	25	92	MALTON	1:38.365	1:38.583	0.218
26	41	WINFIELD	40.101	77	MACKENZIE	23.537	28	VINCENT	34.890	26	41	WINFIELD	1:38.474	1:38.628	0.154
27	28	VINCENT	40.244	28	VINCENT	23.577	92	MALTON	35.065	27	28	VINCENT	1:38.711	1:39.242	0.531
28	33	MORETON	40.336	46	WALKER	23.859	18	PAULO	35.079	28	33	MORETON	1:39.467	1:39.528	0.061
29	88	BARRETT	40.461	57	FERGUSON	23.862	33	MORETON	35.155	29	18	PAULO	1:40.013	1:40.103	0.090
30	26	McALEER	40.572	18	PAULO	23.943	88	BARRETT	35.606	30	88	BARRETT	1:40.033	1:40.314	0.281
31	46	WALKER	40.907	88	BARRETT	23.966	34	WADDELOW	36.032	31	26	McALEER	1:40.863	1:41.289	0.426
32	57	FERGUSON	40.912	33	MORETON	23.976	26	McALEER	36.058	32	46	WALKER	1:40.876	1:41.168	0.292
33	18	PAULO	40.991	26	McALEER	24.233	46	WALKER	36.110	33	57	FERGUSON	1:41.199	1:41.486	0.287
34	34	WADDELOW	41.192	34	WADDELOW	24.366	81	DOBB	36.152	34	34	WADDELOW	1:41.590	1:41.922	0.332
35	12	THOMAS	41.540	81	DOBB	24.394	57	FERGUSON	36.425	35	81	DOBB	1:42.502	1:43.046	0.544
36	81	DOBB	41.956	12	THOMAS	24.404	91	STANFORD	36.547	36	12	THOMAS	1:42.634	1:42.848	0.214
37	91	STANFORD	42.383	91	STANFORD	24.675	12	THOMAS	36.690	37	91	STANFORD	1:43.605	1:44.625	1.020
											Perfect Lap		1:34.597		

Silverstone International
Circuit Length = 2.2130 miles
Start: 12:10 End: 12:37

Weather / Track : Sunny / Dry

www.tsl-timing.com

Printed - 12.40 Saturday, 27 September 2008

2008 Relentless British 125GP Championship & ACU Academy Cup

QUALIFYING 2 - COMBINED CLASSIFICATION

POS	NO	CL	NAME	ENTRY	FIRST		SECOND		GAP	DIFF
					TIME	LAPS	TIME	LAPS		
1	32	C	Matthew HOYLE	Honda - sp125racing / Mackrory Demolition	1:35.163	12	1:34.297	14		
2	29		James LODGE	Honda - Earnshaws Motorcycles	1:35.424	5	1:34.420	16	0.123	0.123
3	66		Tom HAYWARD	Honda - KRP / Daniel Weston Racing	1:35.269	14	1:35.460	15	0.972	0.849
4	50	C	Tim HASTINGS	Honda - KRP		14	1:35.362	15	1.065	0.093
5	73	C	Jay LEWIS	Honda - SL Racing	1:37.638	14	1:35.489	16	1.192	0.127
6	56		James EAST	Honda - East Racing	1:35.808	15	1:35.532	13	1.235	0.043
7	72	C	Connor BEHAN	Honda - Connor Behan Racing	1:36.711	14	1:35.594	15	1.297	0.062
8	22		James FORD	Honda - E3 Motorsport	1:36.059	13		1	1.762	0.465
9	16		Shaun HORSMAN	Honda - Symity IT North / ACU	1:36.062	15		2	1.765	0.003
10	27		Catherine GREEN	Honda - CG Racing	1:36.826	15	1:36.138	15	1.841	0.076
11	5		Jordan THOMPSON	Honda - Colin Appleyard / Macadam R'g	1:36.695	16	1:36.254	16	1.957	0.116
12	23	C	Niall WADDELL	Honda - Banks Racing / Polini.co.uk	1:36.611	13	1:36.750	15	2.314	0.357
13	71	C	Ross ASHMAN	Honda -	1:37.464	14	1:36.628	13	2.331	0.017
14	61	C	Paul JORDAN	Honda - KRP		14	1:36.632	14	2.335	0.004
15	4		Phillip WAKEFIELD	Honda - PW Racing	1:37.718	15	1:36.694	15	2.397	0.062
16	74		Luke HINTON	Honda - Buildbase / Knotts	1:36.706	16	1:36.777	15	2.409	0.012
17	14	C	Jamie MOSSEY	Honda - Repli-cast UK	1:36.810	15	1:37.298	13	2.513	0.104
18	77	C	Taylor MACKENZIE	Honda - RDL UK1 Racing	1:38.113	15	1:36.829	16	2.532	0.019
19	37		Ross CONSTABLE	Honda - Team Bratpack 125GP Racing	1:37.056	14	1:38.776	7	2.759	0.227
20	19		Michael HILL	Honda - TABOO Motorsport	1:37.137	16	1:37.469	16	2.840	0.081
21	52	C	Adam BLACKLOCK	Honda - Repli-cast UK / ERS	1:37.953	13	1:37.231	13	2.934	0.094
22	8	C	Peter SUTHERLAND	Honda - Kinpac Racing	1:37.355	14	1:37.554	13	3.058	0.124
23	76	C	Stuart ELWOOD	Honda - Stuart Elwood Racing	1:38.404	14	1:37.425	15	3.128	0.070
24	92	C	Jordan MALTON	Honda - SP125 / JDM Racing	1:38.583	15	1:37.725	15	3.428	0.300
25	7	C	Deane BROWN	Honda - Colin Appleyard / Macadam R'g	1:38.203	13		0	3.906	0.478
26	41	C	Shaun WINFIELD	Honda - Astro Racing	1:38.628	14	1:38.429	14	4.132	0.226
27	33		Dan MORETON	Honda - Dan Moreton Racing	1:39.528	6	1:38.995	12	4.698	0.566
28	28		Jon VINCENT	Honda - Molly / GRF Heavy Transport	1:39.242	12	1:39.668	12	4.945	0.247
29	18	C	Matthew PAULO	Honda - Matthew Paulo Racing	1:40.103	14	1:39.900	14	5.603	0.658
30	88		Ben BARRETT	Honda - SP125 Racing / Lowerdale Autos	1:40.314	15	1:40.265	15	5.968	0.365
31	46	C	Ross WALKER	Honda - Ross Walker Racing	1:41.168	9	1:40.533	15	6.236	0.268
32	57		Jamie FERGUSON	Honda - Team Ferguson Racing	1:41.486	15	1:40.734	15	6.437	0.201
33	34		Stephanie WADDELOW	Honda - KRP / SS Racing	1:41.922	14	1:41.215	15	6.918	0.481
34	26	C	Nicole McALEER	Honda - www.megabikes.ie Racing	1:41.289	14	1:41.724	14	6.992	0.074
35	12	C	Max THOMAS	Honda - TABOO M'Sport/Team Thomas R'ing	1:42.848	14	1:42.693	13	8.396	1.404
36	81		Paul DOBB	Honda - PDR	1:43.046	13	1:43.563	14	8.749	0.353

QUALIFICATION MAXIMA (110% of 1:34.297) = 1:43.726

DNQ	91		Ian STANFORD	Honda - Stanford Racing	1:44.625	11	1:45.887	9	10.328	1.579
-----	----	--	--------------	-------------------------	-----------------	----	----------	---	--------	-------

No 91 - dispensation to race

Weather / Track : Sunny / Dry

These results are provisional until the conclusion of any judicial and technical matters.

Silverstone International
Circuit Length = 2.2130 miles
Start: 16:55 End: 17:22

Race Director :	Stewards :	Timekeeper :

2008 Relentless British 125GP Championship & ACU Academy Cup QUALIFYING 2 - CLASSIFICATION

POS	NO	CL	NAME	ENTRY	TIME	ON	LAPS	GAP	DIFF	MPH
1	32	C	Matthew HOYLE	Honda - sp125racing / Mackrory Demolition	1:34.297	11	14			84.48
2	29		James LODGE	Honda - Earnshaws Motorcycles	1:34.420	16	16	0.123	0.123	84.37
3	50	C	Tim HASTINGS	Honda - KRP	1:35.362	9	15	1.065	0.942	83.54
4	66		Tom HAYWARD	Honda - KRP / Daniel Weston Racing	1:35.460	10	15	1.163	0.098	83.45
5	73	C	Jay LEWIS	Honda - SL Racing	1:35.489	11	16	1.192	0.029	83.43
6	56		James EAST	Honda - East Racing	1:35.532	10	13	1.235	0.043	83.39
7	72	C	Connor BEHAN	Honda - Connor Behan Racing	1:35.594	15	15	1.297	0.062	83.34
8	27		Catherine GREEN	Honda - CG Racing	1:36.138	14	15	1.841	0.544	82.86
9	5		Jordan THOMPSON	Honda - Colin Appleyard / Macadam R'g	1:36.254	11	16	1.957	0.116	82.76
10	71	C	Ross ASHMAN	Honda -	1:36.628	13	13	2.331	0.374	82.44
11	61	C	Paul JORDAN	Honda - KRP	1:36.632	12	14	2.335	0.004	82.44
12	4		Phillip WAKEFIELD	Honda - PW Racing	1:36.694	15	15	2.397	0.062	82.39
13	23	C	Niall WADDELL	Honda - Banks Racing / Polini.co.uk	1:36.750	13	15	2.453	0.056	82.34
14	74		Luke HINTON	Honda - Buildbase / Knotts	1:36.777	15	15	2.480	0.027	82.32
15	77	C	Taylor MACKENZIE	Honda - RDL UK1 Racing	1:36.829	15	16	2.532	0.052	82.27
16	52	C	Adam BLACKLOCK	Honda - Repli-cast UK / ERS	1:37.231	10	13	2.934	0.402	81.93
17	14	C	Jamie MOSSEY	Honda - Repli-cast UK	1:37.298	13	13	3.001	0.067	81.88
18	76	C	Stuart ELWOOD	Honda - Stuart Elwood Racing	1:37.425	10	15	3.128	0.127	81.77
19	19		Michael HILL	Honda - TABOO Motorsport	1:37.469	10	16	3.172	0.044	81.73
20	8	C	Peter SUTHERLAND	Honda - Kinpac Racing	1:37.554	12	13	3.257	0.085	81.66
21	92	C	Jordan MALTON	Honda - SP125 / JDM Racing	1:37.725	15	15	3.428	0.171	81.52
22	41	C	Shaun WINFIELD	Honda - Astro Racing	1:38.429	14	14	4.132	0.704	80.94
23	37		Ross CONSTABLE	Honda - Team Bratpack 125GP Racing	1:38.776	6	7	4.479	0.347	80.65
24	33		Dan MORETON	Honda - Dan Moreton Racing	1:38.995	7	12	4.698	0.219	80.47
25	28		Jon VINCENT	Honda - Molly / GRF Heavy Transport	1:39.668	9	12	5.371	0.673	79.93
26	18	C	Matthew PAULO	Honda - Matthew Paulo Racing	1:39.900	7	14	5.603	0.232	79.74
27	88		Ben BARRETT	Honda - SP125 Racing / Lowerdale Autos	1:40.265	15	15	5.968	0.365	79.45
28	46	C	Ross WALKER	Honda - Ross Walker Racing	1:40.533	4	15	6.236	0.268	79.24
29	57		Jamie FERGUSON	Honda - Team Ferguson Racing	1:40.734	15	15	6.437	0.201	79.08
30	34		Stephanie WADDELOW	Honda - KRP / SS Racing	1:41.215	12	15	6.918	0.481	78.71
31	26	C	Nicole McALEER	Honda - www.megabikes.ie Racing	1:41.724	14	14	7.427	0.509	78.31
32	12	C	Max THOMAS	Honda - TABOO M'Sport/Team Thomas R'ing	1:42.693	7	13	8.396	0.969	77.57
33	81		Paul DOBB	Honda - PDR	1:43.563	3	14	9.266	0.870	76.92
34	91		Ian STANFORD	Honda - Stanford Racing	1:45.887	4	9	11.590	2.324	75.23
35	16		Shaun HORSMAN	Honda - Symity IT North / ACU		0	2			
36	22		James FORD	Honda - E3 Motorsport		0	1			
37	7	C	Deane BROWN	Honda - Colin Appleyard / Macadam R'g		0	0			

Weather / Track : Sunny / Dry

Silverstone International
Circuit Length = 2.2130 miles
Start: 16:55 End: 17:22

These results are provisional until the conclusion of any judicial and technical matters.

Race Director :	Stewards :	Timekeeper :

MCRCB BULLETIN TK069

2008 Relentless British 125GP Championship & ACU Academy Cup QUALIFYING 2 - SPEED TRAPS

SECTOR 1				SECTOR 2			FINISH LINE		
POS	NO	NAME	MPH	NO	NAME	MPH	NO	NAME	MPH
1	32	Matthew HOYLE	122.9	29	James LODGE	98.5	50	Tim HASTINGS	105.4
2	61	Paul JORDAN	121.8	72	Connor BEHAN	98.0	29	James LODGE	105.0
3	50	Tim HASTINGS	121.6	73	Jay LEWIS	97.8	32	Matthew HOYLE	104.5
4	29	James LODGE	121.1	32	Matthew HOYLE	97.4	66	Tom HAYWARD	104.4
5	66	Tom HAYWARD	120.5	27	Catherine GREEN	97.3	61	Paul JORDAN	103.6
6	77	Taylor MACKENZIE	119.8	56	James EAST	97.3	23	Niall WADDELL	103.4
7	16	Shaun HORSMAN	119.0	66	Tom HAYWARD	97.3	77	Taylor MACKENZIE	103.4
8	23	Niall WADDELL	118.6	5	Jordan THOMPSON	97.1	73	Jay LEWIS	102.3
9	34	Stephanie WADDELOW	118.6	8	Peter SUTHERLAND	97.0	27	Catherine GREEN	102.1
10	72	Connor BEHAN	117.7	14	Jamie MOSSEY	96.4	72	Connor BEHAN	101.7
11	73	Jay LEWIS	117.7	4	Phillip WAKEFIELD	95.7	34	Stephanie WADDELOW	101.5
12	71	Ross ASHMAN	117.5	76	Stuart ELWOOD	95.5	37	Ross CONSTABLE	101.5
13	27	Catherine GREEN	117.3	50	Tim HASTINGS	95.3	56	James EAST	101.4
14	92	Jordan MALTON	117.3	19	Michael HILL	94.7	92	Jordan MALTON	101.2
15	5	Jordan THOMPSON	117.1	23	Niall WADDELL	94.4	19	Michael HILL	101.1
16	19	Michael HILL	117.1	71	Ross ASHMAN	94.4	74	Luke HINTON	101.1
17	88	Ben BARRETT	117.1	34	Stephanie WADDELOW	94.1	8	Peter SUTHERLAND	100.9
18	56	James EAST	116.9	52	Adam BLACKLOCK	93.3	41	Shaun WINFIELD	100.6
19	74	Luke HINTON	116.7	61	Paul JORDAN	93.3	88	Ben BARRETT	100.6
20	4	Phillip WAKEFIELD	116.5	57	Jamie FERGUSON	92.9	16	Shaun HORSMAN	100.5
21	37	Ross CONSTABLE	116.5	92	Jordan MALTON	92.1	26	Nicole McALEER	100.3
22	8	Peter SUTHERLAND	115.9	41	Shaun WINFIELD	91.8	57	Jamie FERGUSON	100.3
23	57	Jamie FERGUSON	115.3	88	Ben BARRETT	91.7	52	Adam BLACKLOCK	100.2
24	52	Adam BLACKLOCK	114.9	33	Dan MORETON	91.6	4	Phillip WAKEFIELD	99.9
25	14	Jamie MOSSEY	114.7	81	Paul DOBB	90.4	18	Matthew PAULO	99.6
26	76	Stuart ELWOOD	114.7	74	Luke HINTON	90.2	71	Ross ASHMAN	99.6
27	26	Nicole McALEER	114.3	91	Ian STANFORD	89.6	5	Jordan THOMPSON	99.4
28	12	Max THOMAS	114.1	18	Matthew PAULO	89.1	28	Jon VINCENT	99.0
29	18	Matthew PAULO	113.9	37	Ross CONSTABLE	88.2	14	Jamie MOSSEY	98.7
30	41	Shaun WINFIELD	113.9	46	Ross WALKER	88.2	76	Stuart ELWOOD	98.4
31	33	Dan MORETON	113.6	77	Taylor MACKENZIE	88.2	12	Max THOMAS	98.0
32	28	Jon VINCENT	113.0	28	Jon VINCENT	87.7	46	Ross WALKER	98.0
33	91	Ian STANFORD	112.8	16	Shaun HORSMAN	86.0	91	Ian STANFORD	98.0
34	46	Ross WALKER	112.0	26	Nicole McALEER	86.0	33	Dan MORETON	96.8
35	81	Paul DOBB	107.5	12	Max THOMAS	85.5	22	James FORD	96.4
36	22	James FORD	106.4	22	James FORD	84.4	81	Paul DOBB	92.9

37

MCRCB BULLETIN TK070

2008 Relentless British 125GP Championship & ACU Academy Cup QUALIFYING 2 - BEST SECTOR TIMES

SECTOR 1			SECTOR 2			SECTOR 3			IDEAL / BEST COMPARISON						
POS	NO	NAME	TIME	NO	NAME	TIME	NO	NAME	TIME	POS	NO	NAME	IDEAL	BEST	DIFF
1	32	HOYLE	38.111	29	LODGE	22.466	32	HOYLE	33.507	1	32	HOYLE	1:34.154	1:34.297	0.143
2	29	LODGE	38.151	66	HAYWARD	22.502	29	LODGE	33.587	2	29	LODGE	1:34.204	1:34.420	0.216
3	50	HASTINGS	38.343	32	HOYLE	22.536	5	THOMPSON	33.633	3	66	HAYWARD	1:34.907	1:35.460	0.553
4	66	HAYWARD	38.652	56	EAST	22.545	73	LEWIS	33.656	4	50	HASTINGS	1:35.095	1:35.362	0.267
5	56	EAST	38.886	27	GREEN	22.600	56	EAST	33.722	5	56	EAST	1:35.153	1:35.532	0.379
6	72	BEHAN	38.928	73	LEWIS	22.638	66	HAYWARD	33.753	6	73	LEWIS	1:35.241	1:35.489	0.248
7	73	LEWIS	38.947	50	HASTINGS	22.707	72	BEHAN	33.764	7	72	BEHAN	1:35.438	1:35.594	0.156
8	27	GREEN	39.108	72	BEHAN	22.746	27	GREEN	33.875	8	27	GREEN	1:35.583	1:36.138	0.555
9	5	THOMPSON	39.245	71	ASHMAN	22.808	50	HASTINGS	34.045	9	5	THOMPSON	1:36.000	1:36.254	0.254
10	61	JORDAN	39.285	61	JORDAN	22.882	14	MOSSEY	34.054	10	71	ASHMAN	1:36.309	1:36.628	0.319
11	23	WADDELL	39.296	74	HINTON	22.914	23	WADDELL	34.066	11	23	WADDELL	1:36.321	1:36.750	0.429
12	74	HINTON	39.323	23	WADDELL	22.959	71	ASHMAN	34.075	12	61	JORDAN	1:36.379	1:36.632	0.253
13	77	MACKENZIE	39.364	4	WAKEFIELD	22.962	52	BLACKLOCK	34.154	13	74	HINTON	1:36.440	1:36.777	0.337
14	71	ASHMAN	39.426	8	SUTHERLAND	22.962	4	WAKEFIELD	34.169	14	4	WAKEFIELD	1:36.694	1:36.694	0.000
15	4	WAKEFIELD	39.563	14	MOSSEY	22.969	74	HINTON	34.203	15	77	MACKENZIE	1:36.825	1:36.829	0.004
16	8	SUTHERLAND	39.593	76	ELWOOD	23.029	61	JORDAN	34.212	16	14	MOSSEY	1:36.933	1:37.298	0.365
17	92	MALTON	39.602	19	HILL	23.046	77	MACKENZIE	34.277	17	19	HILL	1:37.174	1:37.469	0.295
18	19	HILL	39.667	5	THOMPSON	23.122	76	ELWOOD	34.429	18	8	SUTHERLAND	1:37.193	1:37.554	0.361
19	76	ELWOOD	39.761	92	MALTON	23.156	19	HILL	34.461	19	52	BLACKLOCK	1:37.203	1:37.231	0.028
20	52	BLACKLOCK	39.857	77	MACKENZIE	23.184	8	SUTHERLAND	34.638	20	76	ELWOOD	1:37.219	1:37.425	0.206
21	14	MOSSEY	39.910	52	BLACKLOCK	23.192	41	WINFIELD	34.695	21	92	MALTON	1:37.610	1:37.725	0.115
22	41	WINFIELD	40.147	41	WINFIELD	23.248	92	MALTON	34.852	22	41	WINFIELD	1:38.090	1:38.429	0.339
23	37	CONSTABLE	40.202	37	CONSTABLE	23.344	28	VINCENT	34.894	23	37	CONSTABLE	1:38.591	1:38.776	0.185
24	33	MORETON	40.320	33	MORETON	23.425	37	CONSTABLE	35.045	24	33	MORETON	1:38.793	1:38.995	0.202
25	34	WADDELOW	40.524	18	PAULO	23.502	33	MORETON	35.048	25	28	VINCENT	1:39.191	1:39.668	0.477
26	88	BARRETT	40.550	28	VINCENT	23.549	18	PAULO	35.132	26	18	PAULO	1:39.557	1:39.900	0.343
27	28	VINCENT	40.748	57	FERGUSON	23.565	88	BARRETT	35.486	27	88	BARRETT	1:39.747	1:40.265	0.518
28	46	WALKER	40.851	46	WALKER	23.682	46	WALKER	35.867	28	34	WADDELOW	1:40.273	1:41.215	0.942
29	18	PAULO	40.923	88	BARRETT	23.711	34	WADDELOW	36.037	29	46	WALKER	1:40.400	1:40.533	0.133
30	57	FERGUSON	41.054	34	WADDELOW	23.712	26	McALEER	36.052	30	57	FERGUSON	1:40.734	1:40.734	0.000
31	26	McALEER	41.114	16	HORSMAN	24.406	57	FERGUSON	36.115	31	26	McALEER	1:41.667	1:41.724	0.057
32	12	THOMAS	41.583	26	McALEER	24.501	81	DOBB	36.190	32	12	THOMAS	1:42.648	1:42.693	0.045
33	81	DOBB	42.233	12	THOMAS	24.544	12	THOMAS	36.521	33	81	DOBB	1:43.024	1:43.563	0.539
34	91	STANFORD	43.436	81	DOBB	24.601	91	STANFORD	36.675	34	91	STANFORD	1:45.160	1:45.887	0.727
35	16	HORSMAN	1:06.307	91	STANFORD	25.049	22	FORD	37.189	35	16	HORSMAN	2:08.132		
36	22	FORD		22	FORD	26.294	16	HORSMAN	37.419	36	22	FORD			


37

Perfect Lap	1:34.084
-------------	----------

MCRCB BULLETIN TK071

2008 Relentless British 125GP Championship & ACU Academy Cup

RACE 5 - PROVISIONAL GRID

ROW 10				1:44.625 91 Ian STANFORD
ROW 9	1:43.046 81 Paul DOBB	1:42.693 12 Max THOMAS	1:41.289 26 Nicole McALEER	1:41.215 34 Stephanie WADDELOW
ROW 8	1:40.734 57 Jamie FERGUSON	1:40.533 46 Ross WALKER	1:40.265 88 Ben BARRETT	1:39.900 18 Matthew PAULO
ROW 7	1:39.242 28 Jon VINCENT	1:38.995 33 Dan MORETON	1:38.429 41 Shaun WINFIELD	1:38.203 7 Deane BROWN
ROW 6	1:37.725 92 Jordan MALTON	1:37.425 76 Stuart ELWOOD	1:37.355 8 Peter SUTHERLAND	1:37.231 52 Adam BLACKLOCK
ROW 5	1:37.137 19 Michael HILL	1:37.056 37 Ross CONSTABLE	1:36.829 77 Taylor MACKENZIE	1:36.810 14 Jamie MOSSEY
ROW 4	1:36.706 74 Luke HINTON	1:36.694 4 Phillip WAKEFIELD	1:36.632 61 Paul JORDAN	1:36.628 71 Ross ASHMAN
ROW 3	1:36.611 23 Niall WADDELL	1:36.254 5 Jordan THOMPSON	1:36.138 27 Catherine GREEN	1:36.062 16 Shaun HORSMAN
ROW 2	1:36.059 22 James FORD	1:35.594 72 Connor BEHAN	1:35.532 56 James EAST	1:35.489 73 Jay LEWIS
ROW 1	1:35.362 50 Tim HASTINGS	1:35.269 66 Tom HAYWARD	1:34.420 29 James LODGE	1:34.297 32 Matthew HOYLE
Pole				
				

No 91 - dispensation to race

Silverstone International
Circuit Length = 2.2130 miles

Race Director :

Stewards :

Timekeeper :

MCRCB BULLETIN TK098

2008 Relentless British 125GP Championship & ACU Academy Cup WARM-UP - CLASSIFICATION

POS	NO	CL	NAME	ENTRY	TIME	ON	LAPS	GAP	DIFF	MPH
1	32	C	Matthew HOYLE	Honda - sp125racing / Mackrory Demolition	1:35.245	5	6			83.64
2	50	C	Tim HASTINGS	Honda - KRP	1:35.717	6	7	0.472	0.472	83.23
3	56		James EAST	Honda - East Racing	1:35.760	7	7	0.515	0.043	83.19
4	73	C	Jay LEWIS	Honda - SL Racing	1:35.873	6	7	0.628	0.113	83.09
5	29		James LODGE	Honda - KRP / BRICON	1:36.128	5	7	0.883	0.255	82.87
6	74		Luke HINTON	Honda - Buildbase / Knotts	1:36.882	7	7	1.637	0.754	82.23
7	61	C	Paul JORDAN	Honda - KRP	1:36.930	5	6	1.685	0.048	82.19
8	72	C	Connor BEHAN	Honda - Connor Behan Racing	1:37.021	5	6	1.776	0.091	82.11
9	14	C	Jamie MOSSEY	Honda - Repli-cast UK	1:37.174	6	7	1.929	0.153	81.98
10	23	C	Niall WADDELL	Honda - Banks Racing / Polini.co.uk	1:37.312	5	6	2.067	0.138	81.86
11	16		Shaun HORSMAN	Honda - Symity IT North / ACU	1:37.319	6	6	2.074	0.007	81.86
12	5		Jordan THOMPSON	Honda - Colin Appleyard / Macadam R'g	1:37.378	7	7	2.133	0.059	81.81
13	66		Tom HAYWARD	Honda - KRP / Daniel Weston Racing	1:37.408	4	6	2.163	0.030	81.78
14	71	C	Ross ASHMAN	Honda -	1:37.647	6	6	2.402	0.239	81.58
15	52	C	Adam BLACKLOCK	Honda - Repli-cast UK / ERS	1:37.812	4	6	2.567	0.165	81.45
16	22		James FORD	Honda - E3 Motorsport	1:38.392	4	4	3.147	0.580	80.97
17	76	C	Stuart ELWOOD	Honda - Stuart Elwood Racing	1:38.529	4	6	3.284	0.137	80.85
18	4		Phillip WAKEFIELD	Honda - PW Racing	1:38.574	6	6	3.329	0.045	80.82
19	77	C	Taylor MACKENZIE	Honda - RDL UK1 Racing	1:38.985	6	6	3.740	0.411	80.48
20	8	C	Peter SUTHERLAND	Honda - Kinpac Racing	1:39.230	5	6	3.985	0.245	80.28
21	7	C	Deane BROWN	Honda - Colin Appleyard / Macadam R'g	1:39.234	4	6	3.989	0.004	80.28
22	92	C	Jordan MALTON	Honda - SP125 / JDM Racing	1:39.531	3	6	4.286	0.297	80.04
23	19		Michael HILL	Honda - TABOO Motorsport	1:39.545	2	3	4.300	0.014	80.03
24	28		Jon VINCENT	Honda - Molly / GRF Heavy Transport	1:39.572	6	6	4.327	0.027	80.01
25	88		Ben BARRETT	Honda - SP125 Racing / Lowerdale Autos	1:39.867	6	6	4.622	0.295	79.77
26	41	C	Shaun WINFIELD	Honda - Astro Racing	1:39.892	6	6	4.647	0.025	79.75
27	33		Dan MORETON	Honda - Dan Moreton Racing	1:39.958	5	6	4.713	0.066	79.70
28	34		Stephanie WADDELOW	Honda - KRP / SS Racing	1:40.270	6	6	5.025	0.312	79.45
29	26	C	Nicole McALEER	Honda - www.megabikes.ie Racing	1:40.416	6	6	5.171	0.146	79.33
30	27		Catherine GREEN	Honda - CG Racing	1:40.489	6	6	5.244	0.073	79.28
31	46	C	Ross WALKER	Honda - Ross Walker Racing	1:40.820	6	6	5.575	0.331	79.02
32	18	C	Matthew PAULO	Honda - Matthew Paulo Racing	1:41.270	6	6	6.025	0.450	78.66
33	57		Jamie FERGUSON	Honda - Team Ferguson Racing	1:42.631	3	6	7.386	1.361	77.62
34	81		Paul DOBB	Honda - PDR	1:44.298	4	6	9.053	1.667	76.38
35	91		Ian STANFORD	Honda - Stanford Racing	1:47.689	2	3	12.444	3.391	73.98
36	37		Ross CONSTABLE	Honda - Team Bratpack 125GP Racing		0	4			
37	12	C	Max THOMAS	Honda - TABOO M'Sport/Team Thomas R'ing		0	1			

Weather / Track : Bright / Dry

These results are provisional until the conclusion of any judicial and technical matters.

Silverstone International
Circuit Length = 2.2130 miles
Start: 10:00 End: 10:11

Race Director :	Stewards :	Timekeeper :

MCRCB BULLETIN TK099

2008 Relentless British 125GP Championship & ACU Academy Cup

WARM-UP - SECTOR ANALYSIS

61	Paul JORDAN						KRP								
1-	Out 103.4	26.556	80.6	37.409	91.6	1:48.050	4-	39.819	118.6	23.480	92.7	34.627	102.8	1:37.926	
2-	43.132	108.1	25.308	86.3	36.601	90.7	1:45.041	5-	39.186	119.2	23.137	94.4	34.607	103.9	1:36.930
3-	42.064	117.7	23.799	90.0	34.994	104.0	1:40.857	6-	38.876	118.1	22.944	91.9	35.523	101.4	1:37.343
66	Tom HAYWARD						KRP / Daniel Weston Racing								
1-	Out 97.5	28.726	75.6	38.954	93.1	1:55.966	4-	39.271	120.5	23.295	90.9	34.842	103.6	1:37.408	
2-	43.765	113.4	25.104	84.7	37.078	100.9	1:45.947	5-	40.109	120.5	24.032	89.1	35.443	104.4	1:39.584
3-	41.100	118.8	23.858	89.7	35.613	102.6	1:40.571	6-	40.252	118.4	23.740	97.1	34.682	103.9	1:38.674
71	Ross ASHMAN														
1-	Out 101.7	26.997	83.2	37.381	98.5	1:47.996	4-	39.847	117.1	23.700	91.8	34.769	99.4	1:38.316	
2-	40.098	118.1	24.374	88.9	36.328	98.7	1:40.800	5-	41.158	116.1	23.996	91.3	34.828	99.3	1:39.982
3-	40.747	115.9	23.793	93.2	34.710	98.8	1:39.250	6-	39.622	114.5	23.417	90.1	34.608	98.7	1:37.647
72	Connor BEHAN						Connor Behan Racing								
1-	Out 111.3	26.437	81.7	37.839	97.1	1:49.492	4-	39.695	116.1	23.399	90.9	34.377	100.9	1:37.471	
2-	41.726	108.8	25.213	80.8	36.351	100.3	1:43.290	5-	39.466	119.2	23.220	87.5	34.335	100.0	1:37.021
3-	39.907	118.1	23.853	89.8	34.984	100.6	1:38.744	6-	39.210	118.4	23.119	89.8	34.786	100.5	1:37.115
73	Jay LEWIS						SL Racing								
1-	Out 110.6	26.027	91.7	36.525	94.5	1:45.263	5-	38.711	119.8	23.133	94.5	34.551	99.7	1:36.395	
2-	41.143	112.4	24.127	90.9	35.596	94.9	1:40.866	6-	39.305	116.1	22.827	92.3	33.741	99.6	1:35.873
3-	40.428	115.9	23.426	93.7	35.050	99.7	1:38.904	7-	38.484	119.2	22.876	94.9	34.679	100.2	1:36.039
4-	39.088	118.6	23.007	97.1	34.775	99.9	1:36.870								
74	Luke HINTON						Buildbase / Knotts								
1-	Out 114.9	24.187	88.0	35.275	100.3	1:37.330	5-	39.589	115.3	23.376	90.3	34.476	99.9	1:37.441	
2-	39.724	113.9	23.793	88.2	34.994	99.1	1:38.511	6-	39.922	116.7	23.184	89.6	34.214	100.0	1:37.320
3-	39.788	115.1	23.411	89.4	34.701	100.0	1:37.900	7-	39.352	116.3	23.172	90.1	34.358	100.2	1:36.882
4-	39.474	114.3	23.072	90.6	35.119	99.6	1:37.665								
76	Stuart ELWOOD						Stuart Elwood Racing								
1-	Out 107.2	25.679	79.7	36.759	95.1	1:46.149	4-	39.884	114.3	23.227	93.7	35.418	98.3	1:38.529	
2-	42.078	113.9	24.083	89.2	35.142	95.6	1:41.303	5-	39.893	114.3	23.888	90.6	35.040	97.0	1:38.821
3-	40.450	113.7	23.769	90.6	35.442	97.0	1:39.661	6-	40.205	113.2	23.550	91.2	34.962	97.3	1:38.717
77	Taylor MACKENZIE						RDL UK1 Racing								
1-	Out 104.5	27.798	74.6	39.576	96.6	1:54.424	4-	41.237	117.7	24.175	86.7	36.322	102.8	1:41.734	
2-	43.035	114.1	25.232	78.2	37.957	102.9	1:46.224	5-	40.661	119.2	23.825	86.5	35.015	101.8	1:39.501
3-	40.875	118.4	24.197	85.7	36.194	99.6	1:41.266	6-	39.875	119.0	23.887	89.0	35.223	102.6	1:38.985
81	Paul DOBB						PDR								
1-	Out 103.6	26.462	76.6	38.768	92.8	1:53.627	4-	42.119	107.4	25.118	87.8	37.061	92.3	1:44.298	
2-	44.711	106.2	24.940	93.3	37.027	94.0	1:46.678	5-	42.965	106.4	25.243	90.2	37.072	92.8	1:45.280
3-	42.609	107.2	25.102	85.1	36.874	92.8	1:44.585	6-	42.746	105.2	25.274	85.8	36.687	91.8	1:44.707
88	Ben BARRETT						SP125 Racing / Lowerdale Autos								
1-	Out 106.5	26.996	78.8	38.008	98.3	1:52.972	4-	40.921	115.1	24.554	87.6	35.989	100.2	1:41.464	
2-	42.303	114.9	25.494	84.3	37.879	99.7	1:45.676	5-	40.644	116.1	24.498	90.0	35.860	99.0	1:41.002
3-	41.343	114.3	25.321	80.3	36.458	98.3	1:43.122	6-	40.269	115.1	24.216	94.4	35.382	98.7	1:39.867
91	Ian STANFORD						Stanford Racing								
1-	Out 112.2	26.848	83.6	38.634	98.5	1:50.501	3-	43.730	115.3	27.718	81.5	ln		1:51.913	P
2-	44.256	115.5	26.131	85.1	37.302	97.5	1:47.689								
92	Jordan MALTON						SP125 / JDM Racing								
1-	Out 114.1	26.633	81.0	37.501	100.9	1:47.485	4-	39.950	114.7	23.806	87.8	35.782	99.7	1:39.538	
2-	40.404	117.3	23.760	88.3	35.733	100.2	1:39.897	5-	40.049	113.7	24.037	90.6	35.635	100.0	1:39.721
3-	40.456	115.3	23.452	88.5	35.623	100.2	1:39.531	6-	39.831	116.5	23.647	88.9	36.840	99.9	1:40.318

Silverstone International
Circuit Length = 2.2130 miles
Start: 10:00 End: 10:11

Weather / Track : Bright / Dry

MCRCB BULLETIN TK100

2008 Relentless British 125GP Championship & ACU Academy Cup WARM-UP - SPEED TRAPS

SECTOR 1				SECTOR 2			FINISH LINE		
POS	NO	NAME	MPH	NO	NAME	MPH	NO	NAME	MPH
1	32	Matthew HOYLE	122.7	73	Jay LEWIS	97.1	32	Matthew HOYLE	104.9
2	29	James LODGE	122.0	32	Matthew HOYLE	96.4	66	Tom HAYWARD	104.4
3	50	Tim HASTINGS	121.8	16	Shaun HORSMAN	94.5	50	Tim HASTINGS	104.0
4	66	Tom HAYWARD	120.5	61	Paul JORDAN	94.4	61	Paul JORDAN	104.0
5	73	Jay LEWIS	119.8	88	Ben BARRETT	94.4	23	Niall WADDELL	103.1
6	23	Niall WADDELL	119.2	7	Deane BROWN	94.3	29	James LODGE	103.1
7	61	Paul JORDAN	119.2	50	Tim HASTINGS	94.3	77	Taylor MACKENZIE	102.9
8	72	Connor BEHAN	119.2	28	Jon VINCENT	94.1	34	Stephanie WADDELOW	102.3
9	77	Taylor MACKENZIE	119.2	76	Stuart ELWOOD	93.7	56	James EAST	101.1
10	71	Ross ASHMAN	118.1	22	James FORD	93.5	72	Connor BEHAN	100.9
11	27	Catherine GREEN	117.9	29	James LODGE	93.3	92	Jordan MALTON	100.9
12	16	Shaun HORSMAN	117.7	81	Paul DOBB	93.3	19	Michael HILL	100.6
13	22	James FORD	117.5	71	Ross ASHMAN	93.2	26	Nicole McALEER	100.6
14	34	Stephanie WADDELOW	117.3	56	James EAST	92.9	8	Peter SUTHERLAND	100.5
15	56	James EAST	117.3	27	Catherine GREEN	92.6	16	Shaun HORSMAN	100.3
16	92	Jordan MALTON	117.3	5	Jordan THOMPSON	92.2	27	Catherine GREEN	100.3
17	8	Peter SUTHERLAND	117.1	23	Niall WADDELL	92.1	74	Luke HINTON	100.3
18	5	Jordan THOMPSON	116.9	14	Jamie MOSSEY	91.9	73	Jay LEWIS	100.2
19	26	Nicole McALEER	116.9	8	Peter SUTHERLAND	91.7	88	Ben BARRETT	100.2
20	74	Luke HINTON	116.7	4	Phillip WAKEFIELD	91.3	7	Deane BROWN	100.0
21	52	Adam BLACKLOCK	116.5	19	Michael HILL	91.2	57	Jamie FERGUSON	100.0
22	14	Jamie MOSSEY	116.3	66	Tom HAYWARD	91.1	14	Jamie MOSSEY	99.4
23	19	Michael HILL	116.3	52	Adam BLACKLOCK	90.9	71	Ross ASHMAN	99.4
24	57	Jamie FERGUSON	116.3	72	Connor BEHAN	90.9	52	Adam BLACKLOCK	99.1
25	7	Deane BROWN	116.1	37	Ross CONSTABLE	90.8	4	Phillip WAKEFIELD	99.0
26	88	Ben BARRETT	116.1	74	Luke HINTON	90.6	22	James FORD	99.0
27	91	Ian STANFORD	115.5	92	Jordan MALTON	90.6	41	Shaun WINFIELD	99.0
28	18	Matthew PAULO	115.3	57	Jamie FERGUSON	90.1	5	Jordan THOMPSON	98.8
29	4	Phillip WAKEFIELD	114.7	77	Taylor MACKENZIE	89.0	18	Matthew PAULO	98.7
30	41	Shaun WINFIELD	114.7	41	Shaun WINFIELD	88.9	91	Ian STANFORD	98.5
31	76	Stuart ELWOOD	114.3	33	Dan MORETON	88.4	76	Stuart ELWOOD	98.3
32	46	Ross WALKER	114.1	34	Stephanie WADDELOW	87.2	46	Ross WALKER	97.7
33	37	Ross CONSTABLE	113.7	46	Ross WALKER	86.0	28	Jon VINCENT	97.4
34	33	Dan MORETON	112.0	26	Nicole McALEER	85.6	33	Dan MORETON	97.4
35	28	Jon VINCENT	111.3	18	Matthew PAULO	85.3	37	Ross CONSTABLE	96.8
36	12	Max THOMAS	109.7	91	Ian STANFORD	85.1	81	Paul DOBB	94.0
37	81	Paul DOBB	107.4	12	Max THOMAS	74.2			

Weather / Track : Bright / Dry

www.tsl-timing.com

Silverstone International
Circuit Length = 2.2130 miles
Start: 10:00 End: 10:11

Printed - 10.13 Sunday, 28 September 2008

MCRCB BULLETIN TK101

2008 Relentless British 125GP Championship & ACU Academy Cup WARM-UP - BEST SECTOR TIMES

SECTOR 1			SECTOR 2			SECTOR 3			IDEAL / BEST COMPARISON						
POS	NO	NAME	TIME	NO	NAME	TIME	NO	NAME	TIME	POS	NO	NAME	IDEAL	BEST	DIFF
1	32	HOYLE	38.323	32	HOYLE	22.687	73	LEWIS	33.741	1	73	LEWIS	1:35.052	1:35.873	0.821
2	50	HASTINGS	38.444	73	LEWIS	22.827	56	EAST	33.850	2	32	HOYLE	1:35.073	1:35.245	0.172
3	73	LEWIS	38.484	56	EAST	22.840	32	HOYLE	34.063	3	56	EAST	1:35.484	1:35.760	0.276
4	56	EAST	38.794	61	JORDAN	22.944	14	MOSSEY	34.068	4	50	HASTINGS	1:35.600	1:35.717	0.117
5	29	LODGE	38.873	50	HASTINGS	22.950	29	LODGE	34.076	5	29	LODGE	1:36.087	1:36.128	0.041
6	61	JORDAN	38.876	74	HINTON	23.072	5	THOMPSON	34.179	6	61	JORDAN	1:36.427	1:36.930	0.503
7	72	BEHAN	39.210	72	BEHAN	23.119	50	HASTINGS	34.206	7	74	HINTON	1:36.638	1:36.882	0.244
8	23	WADDELL	39.230	29	LODGE	23.138	74	HINTON	34.214	8	72	BEHAN	1:36.664	1:37.021	0.357
9	66	HAYWARD	39.271	76	ELWOOD	23.227	72	BEHAN	34.335	9	14	MOSSEY	1:36.854	1:37.174	0.320
10	22	FORD	39.295	66	HAYWARD	23.295	52	BLACKLOCK	34.479	10	5	THOMPSON	1:37.091	1:37.378	0.287
11	5	THOMPSON	39.348	14	MOSSEY	23.335	16	HORSMAN	34.489	11	66	HAYWARD	1:37.248	1:37.408	0.160
12	74	HINTON	39.352	71	ASHMAN	23.417	23	WADDELL	34.570	12	23	WADDELL	1:37.250	1:37.312	0.062
13	16	HORSMAN	39.353	22	FORD	23.428	61	JORDAN	34.607	13	16	HORSMAN	1:37.299	1:37.319	0.020
14	14	MOSSEY	39.451	23	WADDELL	23.450	71	ASHMAN	34.608	14	71	ASHMAN	1:37.647	1:37.647	0.000
15	52	BLACKLOCK	39.510	92	MALTON	23.452	66	HAYWARD	34.682	15	52	BLACKLOCK	1:37.663	1:37.812	0.149
16	71	ASHMAN	39.622	16	HORSMAN	23.457	4	WAKEFIELD	34.851	16	22	FORD	1:37.876	1:38.392	0.516
17	92	MALTON	39.831	4	WAKEFIELD	23.462	7	BROWN	34.940	17	76	ELWOOD	1:38.073	1:38.529	0.456
18	77	MACKENZIE	39.875	5	THOMPSON	23.564	76	ELWOOD	34.962	18	4	WAKEFIELD	1:38.574	1:38.574	0.000
19	76	ELWOOD	39.884	8	SUTHERLAND	23.628	77	MACKENZIE	35.015	19	77	MACKENZIE	1:38.715	1:38.985	0.270
20	8	SUTHERLAND	39.916	52	BLACKLOCK	23.674	28	VINCENT	35.142	20	8	SUTHERLAND	1:38.763	1:39.230	0.467
21	41	WINFIELD	40.031	28	VINCENT	23.752	22	FORD	35.153	21	92	MALTON	1:38.906	1:39.531	0.625
22	19	HILL	40.064	19	HILL	23.822	19	HILL	35.172	22	19	HILL	1:39.058	1:39.545	0.487
23	4	WAKEFIELD	40.261	77	MACKENZIE	23.825	8	SUTHERLAND	35.219	23	7	BROWN	1:39.103	1:39.234	0.131
24	88	BARRETT	40.269	7	BROWN	23.849	41	WINFIELD	35.333	24	28	VINCENT	1:39.350	1:39.572	0.222
25	7	BROWN	40.314	27	GREEN	23.916	33	MORETON	35.334	25	41	WINFIELD	1:39.465	1:39.892	0.427
26	34	WADDELOW	40.333	34	WADDELOW	23.986	88	BARRETT	35.382	26	34	WADDELOW	1:39.802	1:40.270	0.468
27	28	VINCENT	40.456	46	WALKER	23.994	34	WADDELOW	35.483	27	88	BARRETT	1:39.867	1:39.867	0.000
28	26	McALEER	40.469	41	WINFIELD	24.101	26	McALEER	35.542	28	33	MORETON	1:39.958	1:39.958	0.000
29	33	MORETON	40.515	33	MORETON	24.109	92	MALTON	35.623	29	46	WALKER	1:40.380	1:40.820	0.440
30	46	WALKER	40.639	88	BARRETT	24.216	46	WALKER	35.747	30	26	McALEER	1:40.416	1:40.416	0.000
31	27	GREEN	40.788	18	PAULO	24.264	18	PAULO	35.781	31	27	GREEN	1:40.489	1:40.489	0.000
32	18	PAULO	41.071	57	FERGUSON	24.361	27	GREEN	35.785	32	18	PAULO	1:41.116	1:41.270	0.154
33	57	FERGUSON	41.171	26	McALEER	24.405	81	DOBB	36.687	33	57	FERGUSON	1:42.283	1:42.631	0.348
34	81	DOBB	42.119	81	DOBB	24.940	57	FERGUSON	36.751	34	81	DOBB	1:43.746	1:44.298	0.552
35	91	STANFORD	43.730	37	CONSTABLE	25.767	37	CONSTABLE	37.165	35	91	STANFORD	1:47.163	1:47.689	0.526
36	37	CONSTABLE	48.474	91	STANFORD	26.131	91	STANFORD	37.302	36	37	CONSTABLE	1:51.406		
37	12	THOMAS		12	THOMAS	27.782	12	THOMAS		37	12	THOMAS			
													Perfect Lap	1:34.751	

Silverstone International
Circuit Length = 2.2130 miles
Start: 10:00 End: 10:11

Weather / Track : Bright / Dry


www.tsl-timing.com

Printed - 10.13 Sunday, 28 September 2008

MCRCB BULLETIN TK102

2008 Relentless British 125GP Championship & ACU Academy Cup

RACE 5 - FINAL GRID

ROW 10				1:44.625 91 Ian STANFORD
ROW 9	1:43.046 81 Paul DOBB	1:42.693 12 Max THOMAS	1:41.289 26 Nicole McALEER	1:41.215 34 Stephanie WADDELOW
ROW 8	1:40.734 57 Jamie FERGUSON	1:40.533 46 Ross WALKER	1:40.265 88 Ben BARRETT	1:39.900 18 Matthew PAULO
ROW 7	1:39.242 28 Jon VINCENT	1:38.995 33 Dan MORETON	1:38.429 41 Shaun WINFIELD	1:38.203 7 Deane BROWN
ROW 6	1:37.725 92 Jordan MALTON	1:37.425 76 Stuart ELWOOD	1:37.355 8 Peter SUTHERLAND	1:37.231 52 Adam BLACKLOCK
ROW 5	1:37.137 19 Michael HILL	1:37.056 37 Ross CONSTABLE	1:36.829 77 Taylor MACKENZIE	1:36.810 14 Jamie MOSSEY
ROW 4	1:36.706 74 Luke HINTON	1:36.694 4 Phillip WAKEFIELD	1:36.632 61 Paul JORDAN	1:36.628 71 Ross ASHMAN
ROW 3	1:36.611 23 Niall WADDELL	1:36.254 5 Jordan THOMPSON	1:36.138 27 Catherine GREEN	1:36.062 16 Shaun HORSMAN
ROW 2	1:36.059 22 James FORD	1:35.594 72 Connor BEHAN	1:35.532 56 James EAST	1:35.489 73 Jay LEWIS
ROW 1	1:35.362 50 Tim HASTINGS	1:35.269 66 Tom HAYWARD	1:34.420 29 James LODGE	1:34.297 32 Matthew HOYLE
Pole				
				

Silverstone International
Circuit Length = 2.2130 miles

Race Director :	Stewards :	Timekeeper :
-----------------	------------	--------------

MCRCB BULLETIN TK148

2008 Relentless British 125GP Championship & ACU Academy Cup RACE 5 - CLASSIFICATION

POS	NO	CL	NAME	ENTRY	LAPS	TIME	GAP	DIFF	MPH	BEST	ON
1	32	C	Matthew HOYLE	Honda - sp125racing / Mackrory Demolition	14	22:38.575			82.09	1:34.384	4
2	50	C	Tim HASTINGS	Honda - KRP	14	22:42.055	3.480	3.480	81.88	1:35.011	13
3	72	C	Connor BEHAN	Honda - Connor Behan Racing	14	22:42.722	4.147	0.667	81.84	1:34.807	4
4	29		James LODGE	Honda - KRP / BRICON	14	22:42.775	4.200	0.053	81.84	1:35.085	10
5	66		Tom HAYWARD	Honda - KRP / Daniel Weston Racing	14	22:42.876	4.301	0.101	81.83	1:34.807	8
6	61	C	Paul JORDAN	Honda - KRP	14	22:46.550	7.975	3.674	81.61	1:35.095	3
7	16		Shaun HORSMAN	Honda - Symity IT North / ACU	14	22:46.965	8.390	0.415	81.59	1:35.366	3
8	5		Jordan THOMPSON	Honda - Colin Appleyard / Macadam R'g	14	22:54.445	15.870	7.480	81.14	1:35.778	8
9	27		Catherine GREEN	Honda - CG Racing	14	22:54.800	16.225	0.355	81.12	1:35.737	9
10	52	C	Adam BLACKLOCK	Honda - Repli-cast UK / ERS	14	22:55.033	16.458	0.233	81.11	1:36.061	11
11	77	C	Taylor MACKENZIE	Honda - RDL UK1 Racing	14	22:56.451	17.876	1.418	81.03	1:36.213	11
12	74		Luke HINTON	Honda - Buildbase / Knotts	14	22:56.908	18.333	0.457	81.00	1:36.174	10
13	71	C	Ross ASHMAN	Honda -	14	22:57.151	18.576	0.243	80.99	1:36.222	14
14	22		James FORD	Honda - E3 Motorsport	14	23:02.120	23.545	4.969	80.69	1:36.844	14
15	4		Phillip WAKEFIELD	Honda - PW Racing	14	23:02.357	23.782	0.237	80.68	1:36.653	10
16	33		Dan MORETON	Honda - Dan Moreton Racing	14	23:06.768	28.193	4.411	80.42	1:37.151	9
17	28		Jon VINCENT	Honda - Molly / GRF Heavy Transport	14	23:11.269	32.694	4.501	80.16	1:37.790	11
18	19		Michael HILL	Honda - TABOO Motorsport	14	23:11.641	33.066	0.372	80.14	1:37.854	3
19	18	C	Matthew PAULO	Honda - Matthew Paulo Racing	14	23:17.648	39.073	6.007	79.80	1:38.574	11
20	88		Ben BARRETT	Honda - SP125 Racing / Lowerdale Autos	14	23:23.348	44.773	5.700	79.47	1:39.180	8
21	73	C	Jay LEWIS	Honda - SL Racing	14	23:26.036	47.461	2.688	79.32	1:35.489	3
22	34		Stephanie WADDELOW	Honda - KRP / SS Racing	14	23:30.508	51.933	4.472	79.07	1:39.118	14
23	56		James EAST	Honda - East Racing	14	23:31.608	53.033	1.100	79.01	1:34.655	4
24	46	C	Ross WALKER	Honda - Ross Walker Racing	14	23:38.732	1:00.157	7.124	78.61	1:39.921	14
25	57		Jamie FERGUSON	Honda - Team Ferguson Racing	14	23:38.917	1:00.342	0.185	78.60	1:40.051	14
26	14	C	Jamie MOSSEY	Honda - Repli-cast UK	14	23:44.106	1:05.531	5.189	78.31	1:36.713	2
27	81		Paul DOBB	Honda - PDR	13	22:38.728	1 lap	1 lap	76.22	1:42.639	2
28	12	C	Max THOMAS	Honda - TABOO M'Sport/Team Thomas R'i	13	22:48.907	1 lap	10.179	75.65	1:43.413	6

NOT CLASSIFIED

DNF 37			Ross CONSTABLE	Honda - Team Bratpack 125GP Racing	11	18:09.374	3 laps	2 laps	80.44	1:36.170	8
DNF 8	C		Peter SUTHERLAND	Honda - Kinpac Racing	11	18:09.640	3 laps	0.266	80.42	1:36.368	9
DNF 76	C		Stuart ELWOOD	Honda - Stuart Elwood Racing	8	13:29.551	6 laps	3 laps	78.72	1:37.481	6
DNF 91			Ian STANFORD	Honda - Stanford Racing	7	12:24.066	7 laps	1 lap	74.95	1:43.389	2
DNF 7	C		Deane BROWN	Honda - Colin Appleyard / Macadam R'g	3	4:54.418	11 laps	4 laps	81.17	1:36.375	3
DNF 23	C		Niall WADDELL	Honda - Banks Racing / Polini.co.uk	3	4:54.522	11 laps	0.104	81.15	1:36.912	2
DNF 41	C		Shaun WINFIELD	Honda - Astro Racing	3	4:59.954	11 laps	5.432	79.68	1:37.591	3
DNF 26	C		Nicole McALEER	Honda - www.megabikes.ie Racing	1	1:47.515	13 laps	2 laps	74.09	1:47.515	1
DNF 92	C		Jordan MALTON	Honda - SP125 / JDM Racing	0						

FASTEST LAP

32	C		Matthew HOYLE	Honda - sp125racing / Mackrory Demolition	4	1:34.384	84.40 mph	135.84 kph
56			James EAST	Honda - East Racing	4	1:34.655	84.16 mph	135.45 kph

No 12 - 10 second penalty - overtaking under safety car

Weather / Track : Bright / Dry

These results are provisional until the conclusion of any judicial and technical matters.

Silverstone International
Circuit Length = 2.2130 miles
Start: 14:46 End: 15:10

Race Director :	Stewards :	Timekeeper :

MRCRB BULLETIN TK149

2008 Relentless British 125GP Championship & ACU Academy Cup

RACE 5 - LAP CHART

Lap 1			Lap 2			Lap 3			Lap 4			Lap 5		
No	Behind	Laptime	No	Behind	Laptime	No	Behind	Laptime	No	Behind	Laptime	No	Behind	Laptime
32		1:35.937	32		1:35.013	32		1:34.988	32		1:34.384	32		1:35.219
73	1.489	1:37.426	50	2.697	1:36.164	50	3.081	1:35.372	56	4.018	1:34.655	29	4.438	1:35.191
50	1.546	1:37.483	73	3.126	1:36.650	29	3.497	1:35.249	50	4.084	1:35.387	50	4.989	1:36.124
66	1.817	1:37.754	29	3.236	1:36.169	73	3.627	1:35.489	29	4.466	1:35.353	72	5.446	1:35.989
29	2.080	1:38.017	66	3.677	1:36.873	56	3.747	1:34.781	72	4.676	1:34.807	56	5.600	1:36.801
56	2.404	1:38.341	56	3.954	1:36.563	72	4.253	1:35.099	73	4.992	1:35.749	66	5.986	1:36.049
72	2.553	1:38.490	72	4.142	1:36.602	66	4.481	1:35.792	66	5.156	1:35.059	61	6.081	1:35.925
61	2.787	1:38.724	61	4.517	1:36.743	61	4.624	1:35.095	61	5.375	1:35.135	73	7.668	1:37.895
16	3.128	1:39.065	16	4.815	1:36.700	16	5.193	1:35.366	16	6.230	1:35.421	16	8.137	1:37.126
27	3.838	1:39.775	52	5.359	1:36.315	5	7.015	1:35.986	5	9.075	1:36.444	5	10.893	1:37.037
52	4.057	1:39.994	5	6.017	1:36.918	52	7.297	1:36.926	52	9.654	1:36.741	52	11.320	1:36.885
5	4.112	1:40.049	27	6.060	1:37.235	27	8.150	1:37.078	27	9.932	1:36.166	27	11.733	1:37.020
74	4.522	1:40.459	74	6.263	1:36.754	74	8.353	1:37.078	74	11.914	1:37.945	74	13.721	1:37.026
23	4.732	1:40.669	23	6.631	1:36.912	7	8.480	1:36.375	71	13.928	1:37.335	71	17.466	1:38.757
14	5.246	1:41.183	14	6.946	1:36.713	23	8.584	1:36.941	37	16.393	1:37.555	37	18.964	1:37.790
7	5.566	1:41.503	7	7.093	1:36.540	14	8.910	1:36.952	22	17.193	1:38.466	77	19.591	1:37.397
71	6.563	1:42.500	71	8.888	1:37.338	71	10.977	1:37.077	76	17.408	1:38.290	76	20.112	1:37.923
22	6.585	1:42.522	22	10.211	1:38.639	22	13.111	1:37.888	77	17.413	1:38.299	22	20.908	1:38.934
37	6.762	1:42.699	37	10.220	1:38.471	37	13.222	1:37.990	19	19.257	1:38.689	19	21.982	1:37.944
33	7.255	1:43.192	77	10.803	1:38.526	77	13.498	1:37.683	4	19.373	1:38.123	4	22.150	1:37.996
77	7.290	1:43.227	76	10.822	1:38.138	76	13.502	1:37.668	33	19.832	1:38.794	8	22.352	1:37.605
76	7.697	1:43.634	41	11.413	1:38.211	41	14.016	1:37.591	8	19.966	1:38.594	33	23.460	1:38.847
41	8.215	1:44.152	33	11.833	1:39.591	19	14.952	1:37.854	28	22.530	1:38.675	28	26.281	1:38.970
4	8.372	1:44.309	19	12.086	1:38.383	33	15.422	1:38.577	18	23.460	1:39.091	18	27.642	1:39.401
19	8.716	1:44.653	8	12.360	1:38.080	4	15.634	1:38.144	88	24.628	1:39.660	88	29.241	1:39.832
18	9.197	1:45.134	4	12.478	1:39.119	8	15.756	1:38.384	46	27.596	1:40.950	46	33.671	1:41.294
8	9.293	1:45.230	18	13.625	1:39.441	28	18.239	1:39.220	57	30.546	1:41.390	57	36.859	1:41.532
28	9.901	1:45.838	28	14.007	1:39.119	18	18.753	1:40.116	34	30.661	1:40.243	34	37.216	1:41.774
88	9.944	1:45.881	88	14.717	1:39.786	88	19.352	1:39.623	91	39.913	1:44.279	91	49.448	1:44.754
46	10.353	1:46.290	46	15.681	1:40.341	46	21.030	1:40.337	81	40.448	1:44.868	81	49.740	1:44.511
57	11.009	1:46.946	57	17.144	1:41.148	57	23.540	1:41.384	12	42.988	1:44.304	12	52.041	1:44.272
26	11.578	1:47.515	34	19.172	1:41.233	34	24.802	1:40.618	14	1:06.361	2:31.835	14	1:10.455	1:39.313
91	12.441	1:48.378	91	20.817	1:43.389	81	29.964	1:43.625						
34	12.952	1:48.889	81	21.327	1:42.639	91	30.018	1:44.189						
81	13.701	1:49.638	12	23.188	1:44.369	12	33.068	1:44.868						
12	13.832	1:49.769												

No 12 - 10 second penalty - overtaking under safety car

Weather / Track : Bright / Dry

www.tsl-timing.com

Silverstone International
Circuit Length = 2.2130 miles
Start: 14:46 End: 15:10

2008 Relentless British 125GP Championship & ACU Academy Cup

RACE 5 - LAP CHART

Lap 6			Lap 7			Lap 8			Lap 9			Lap 10		
No	Behind	Laptime	No	Behind	Laptime	No	Behind	Laptime	No	Behind	Laptime	No	Behind	Laptime
32		1:45.956	32		1:54.131	32		1:34.982	32		1:34.488	32		1:34.654
29	0.134	1:41.652	29	0.310	1:54.307	50	0.611	1:35.103	50	1.172	1:35.049	50	1.556	1:35.038
50	0.381	1:41.348	50	0.490	1:54.240	29	0.935	1:35.607	29	1.560	1:35.113	29	1.991	1:35.085
72	0.680	1:41.190	72	0.857	1:54.308	72	1.371	1:35.496	72	1.860	1:34.977	72	2.167	1:34.961
56	0.906	1:41.262	56	1.231	1:54.456	66	1.418	1:34.807	66	2.177	1:35.247	66	2.382	1:34.859
66	1.496	1:41.466	66	1.593	1:54.228	61	2.375	1:35.565	61	3.303	1:35.416	61	3.759	1:35.110
61	1.587	1:41.462	61	1.792	1:54.336	16	3.090	1:35.451	16	4.055	1:35.453	16	4.892	1:35.491
73	1.648	1:39.936	73	2.240	1:54.723	5	3.805	1:35.778	5	5.150	1:35.833	5	6.669	1:36.173
16	1.924	1:39.743	16	2.621	1:54.828	27	4.387	1:36.116	27	5.636	1:35.737	27	7.345	1:36.363
5	2.340	1:37.403	5	3.009	1:54.800	52	5.079	1:36.905	52	6.772	1:36.181	52	8.328	1:36.210
52	2.869	1:37.505	52	3.156	1:54.418	37	5.562	1:36.170	37	7.853	1:36.779	74	10.040	1:36.174
27	3.216	1:37.439	27	3.253	1:54.168	74	5.920	1:37.284	77	8.174	1:36.344	77	10.980	1:37.460
74	5.114	1:37.349	74	3.618	1:52.635	71	6.162	1:37.250	74	8.520	1:37.088	71	11.289	1:36.945
71	10.054	1:38.544	71	3.894	1:47.971	77	6.318	1:36.769	71	8.998	1:37.324	37	12.011	1:38.812
37	10.611	1:37.603	37	4.374	1:47.894	22	7.551	1:37.133	22	10.069	1:37.006	8	13.348	1:36.836
77	11.041	1:37.406	77	4.531	1:47.621	4	8.976	1:38.145	8	11.166	1:36.368	22	13.379	1:37.964
76	11.637	1:37.481	76	5.014	1:47.508	19	9.151	1:38.445	4	11.462	1:36.974	4	13.461	1:36.653
22	12.767	1:37.815	22	5.400	1:46.764	8	9.286	1:37.888	33	12.943	1:37.151	33	15.860	1:37.571
19	14.069	1:38.043	19	5.688	1:45.750	33	10.280	1:38.290	19	13.386	1:38.723	19	17.006	1:38.274
8	14.115	1:37.719	4	5.813	1:45.466	28	11.006	1:38.385	28	14.569	1:38.051	28	18.363	1:38.448
4	14.478	1:38.284	8	6.380	1:46.396	18	11.848	1:38.738	18	16.380	1:39.020	18	20.653	1:38.927
33	15.971	1:38.467	33	6.972	1:45.132	88	12.897	1:39.180	88	17.983	1:39.574	88	22.843	1:39.514
28	19.678	1:39.353	28	7.603	1:42.056	76	18.941	1:48.909 P	34	28.180	1:39.453	34	33.140	1:39.614
18	20.870	1:39.184	18	8.092	1:41.353	46	22.164	1:41.046	46	28.654	1:40.978	46	34.018	1:40.018
88	22.911	1:39.626	88	8.699	1:39.919	34	23.215	1:39.895	57	30.327	1:40.669	57	36.134	1:40.461
46	28.973	1:41.258	46	16.100	1:41.258	57	24.146	1:40.860	73	35.629	1:38.015	73	38.188	1:37.213
57	31.417	1:40.514	57	18.268	1:40.982	73	32.102	2:04.844	56	45.587	1:36.705	56	47.510	1:36.577
34	31.947	1:40.687	34	18.302	1:40.486	56	43.370	2:17.121	14	52.314	1:37.752	14	54.830	1:37.170
91	48.801	1:45.309	12	39.080	1:43.713	12	48.709	1:44.611	12	58.069	1:43.848	81	1:06.924	1:43.473
81	49.136	1:45.352	81	39.715	1:44.710	14	49.050	1:37.536	81	58.105	1:43.350	12	1:07.083	1:43.668
12	49.498	1:43.413	14	46.496	1:37.996	81	49.243	1:44.510						
14	1:02.631	1:38.132	91	48.438	1:53.768 P									

No 12 - 10 second penalty - overtaking under safety car

Weather / Track : Bright / Dry

Silverstone International
Circuit Length = 2.2130 miles
Start: 14:46 End: 15:10

2008 Relentless British 125GP Championship & ACU Academy Cup

RACE 5 - LAP CHART

Lap 11			Lap 12			Lap 13			Lap 14		
No	Behind	Laptime	No	Behind	Laptime	No	Behind	Laptime	No	Behind	Laptime
32		1:34.762	32		1:34.583	32		1:34.867	32		1:34.611
50	2.087	1:35.293	50	2.685	1:35.181	50	2.829	1:35.011	81	1 LAP	1:43.560
72	2.316	1:34.911	72	2.689	1:34.956	72	3.319	1:35.497	12	1 LAP	1:44.322
29	2.504	1:35.275	29	3.078	1:35.157	29	3.337	1:35.126	50	3.480	1:35.262
66	2.644	1:35.024	66	3.310	1:35.249	66	3.846	1:35.403	72	4.147	1:35.439
61	4.524	1:35.527	61	5.986	1:36.045	61	6.681	1:35.562	29	4.200	1:35.474
16	5.638	1:35.508	16	6.518	1:35.463	16	7.347	1:35.696	66	4.301	1:35.066
5	8.380	1:36.473	5	10.808	1:37.011	5	13.085	1:37.144	61	7.975	1:35.905
27	8.679	1:36.096	27	11.105	1:37.009	27	13.312	1:37.074	16	8.390	1:35.654
52	9.627	1:36.061	52	11.450	1:36.406	52	13.764	1:37.181	5	15.870	1:37.396
74	11.933	1:36.655	74	14.426	1:37.076	77	16.257	1:36.516	27	16.225	1:37.524
77	12.431	1:36.213	77	14.608	1:36.760	74	16.651	1:37.092	52	16.458	1:37.305
71	12.918	1:36.391	71	15.097	1:36.762	71	16.965	1:36.735	77	17.876	1:36.230
37	14.860	1:37.611	4	18.155	1:37.033	4	20.411	1:37.123	74	18.333	1:36.293
8	15.126	1:36.540	22	19.032	1:37.152	22	21.312	1:37.147	71	18.576	1:36.222
4	15.705	1:37.006	33	21.654	1:37.593	33	24.775	1:37.988	22	23.545	1:36.844
22	16.463	1:37.846	19	24.335	1:38.382	28	28.497	1:38.595	4	23.782	1:37.982
33	18.644	1:37.546	28	24.769	1:37.961	19	28.795	1:39.327	33	28.193	1:38.029
19	20.536	1:38.292	18	28.840	1:38.958	18	33.646	1:39.673	28	32.694	1:38.808
28	21.391	1:37.790	88	33.509	1:40.034	88	39.088	1:40.446	19	33.066	1:38.882
18	24.465	1:38.574	73	42.829	1:37.222	73	45.544	1:37.582	18	39.073	1:40.038
88	28.058	1:39.977	34	42.923	1:39.787	34	47.426	1:39.370	88	44.773	1:40.296
34	37.719	1:39.341	46	47.238	1:40.815	56	51.582	1:36.420	73	47.461	1:36.528
73	40.190	1:36.764	57	47.841	1:40.637	46	54.847	1:42.476	34	51.933	1:39.118
46	41.006	1:41.750	56	50.029	1:35.801	57	54.902	1:41.928	56	53.033	1:36.062
57	41.787	1:40.415	14	1:00.190	1:37.338	14	1:02.913	1:37.590	46	1:00.157	1:39.921
56	48.811	1:36.063	12	1:25.488	1:43.965				57	1:00.342	1:40.051
14	57.435	1:37.367	81	1:26.071	1:44.103				14	1:05.531	1:37.229
12	1:16.106	1:43.785									
81	1:16.551	1:44.389									

No 12 - 10 second penalty - overtaking under safety car

Weather / Track : Bright / Dry

MCRCB BULLETIN TK150

2008 Relentless British 125GP Championship & ACU Academy Cup

RACE 5 - POSITION CHART

No	Name	Laps Pos															
			1	2	3	4	5	6	7	8	9	10	11	12	13	14	
32	HOYLE	1	32	32	32	32	32	32	32	32	32	32	32	32	32	32	32
73	LEWIS	2	73	50	50	56	29	29	29	50	50	50	50	50	50	50	50
50	HASTINGS	3	50	73	29	50	50	50	29	29	29	29	72	72	72	72	72
66	HAYWARD	4	66	29	73	29	72	72	72	72	72	72	29	29	29	29	29
29	LODGE	5	29	66	56	72	56	56	56	66	66	66	66	66	66	66	66
56	EAST	6	56	56	72	73	66	66	66	61	61	61	61	61	61	61	61
72	BEHAN	7	72	72	66	66	61	61	61	16	16	16	16	16	16	16	16
61	JORDAN	8	61	61	61	61	73	73	73	5	5	5	5	5	5	5	5
16	HORSMAN	9	16	16	16	16	16	16	16	27	27	27	27	27	27	27	27
27	GREEN	10	27	52	5	5	5	5	5	52	52	52	52	52	52	52	52
52	BLACKLOCK	11	52	5	52	52	52	52	52	37	37	74	74	74	74	77	77
5	THOMPSON	12	5	27	27	27	27	27	27	74	77	77	77	77	74	74	74
74	HINTON	13	74	74	74	74	74	74	74	71	74	71	71	71	71	71	71
23	WADDELL	14	23	23	7	71	71	71	71	77	71	37	37	4	4	22	22
14	MOSSEY	15	14	14	23	37	37	37	37	22	22	8	8	22	22	4	4
7	BROWN	16	7	7	14	22	77	77	77	4	8	22	4	33	33	33	33
71	ASHMAN	17	71	71	71	76	76	76	76	19	4	4	22	19	28	28	28
22	FORD	18	22	22	22	77	22	22	22	8	33	33	33	28	19	19	19
37	CONSTABLE	19	37	37	37	19	19	19	19	33	19	19	19	18	18	18	18
33	MORETON	20	33	77	77	4	4	8	4	28	28	28	28	88	88	88	88
77	MACKENZIE	21	77	76	76	33	8	4	8	18	18	18	18	73	73	73	73
76	ELWOOD	22	76	41	41	8	33	33	33	88	88	88	88	34	34	34	34
41	WINFIELD	23	41	33	19	28	28	28	28	76	34	34	34	46	56	56	56
4	WAKEFIELD	24	4	19	33	18	18	18	18	46	46	46	73	57	46	46	46
19	HILL	25	19	8	4	88	88	88	88	34	57	57	46	56	57	57	57
18	PAULO	26	18	4	8	46	46	46	46	57	73	73	57	14	14	14	14
8	SUTHERLAND	27	8	18	28	57	57	57	57	73	56	56	56	12	81		
28	VINCENT	28	28	28	18	34	34	34	34	56	14	14	14	81	12		
88	BARRETT	29	88	88	88	91	91	91	12	12	12	81	12				
46	WALKER	30	46	46	46	81	81	81	81	14	81	12	81				
57	FERGUSON	31	57	57	57	12	12	12	14	81							
26	McALEER	32	26	34	34	14	14	14	91								
91	STANFORD	33	91	91	81												
34	WADDELOW	34	34	81	91												
81	DOBB	35	81	12	12												
12	THOMAS	36	12														

No 12 - 10 second penalty - overtaking under safety car

Weather / Track : Bright / Dry

MCRCB BULLETIN TK1151

2008 Relentless British 125GP Championship & ACU Academy Cup

RACE 5 - SECTOR ANALYSIS

4	Phillip WAKEFIELD											PW Racing										
1 -	117.5	25.047	92.8	35.403	100.0	1:44.309	8 -	40.564	116.1	23.178	95.2	34.403	99.7	1:38.145								
2 -	40.551	119.0	23.286	91.8	35.282	100.2	1:39.119	9 -	39.607	117.5	23.081	94.1	34.286	100.6	1:36.974							
3 -	39.890	118.4	23.174	94.3	35.080	100.2	1:38.144	10 -	39.297	116.9	23.064	94.8	34.292	99.9	1:36.653							
4 -	39.979	118.1	23.546	94.0	34.598	99.7	1:38.123	11 -	39.558	116.7	23.069	95.2	34.379	97.0	1:37.006							
5 -	39.971	116.1	23.300	94.5	34.725	99.9	1:37.996	12 -	39.484	115.7	23.238	95.5	34.311	98.8	1:37.033							
6 -	40.016	117.5	23.544	94.4	34.724	100.0	1:38.284	13 -	39.880	113.7	23.104	93.9	34.139	100.0	1:37.123							
7 -	39.887	117.7	25.650	86.0	39.929	101.1	1:45.466	14 -	39.833	113.9	23.394	93.9	34.755	98.1	1:37.982							
5	Jordan THOMPSON											Colin Appleyard / Macadam R'g										
1 -	119.6	23.202	97.4	34.761	100.2	1:40.049	8 -	38.823	117.9	23.070	94.8	33.885	99.3	1:35.778								
2 -	39.266	119.6	23.001	95.7	34.651	99.3	1:36.918	9 -	38.955	116.7	23.084	96.4	33.794	99.0	1:35.833							
3 -	39.019	118.4	23.155	93.9	33.812	98.8	1:35.986	10 -	39.262	115.9	23.188	94.1	33.723	98.8	1:36.173							
4 -	39.192	115.9	23.280	97.1	33.972	98.5	1:36.444	11 -	39.218	115.5	23.246	95.5	34.009	98.7	1:36.473							
5 -	39.375	115.5	23.447	94.7	34.215	98.4	1:37.037	12 -	39.359	115.1	23.470	94.1	34.182	98.3	1:37.011							
6 -	39.467	115.5	23.424	92.9	34.512	94.9	1:37.403	13 -	39.514	115.1	23.591	92.7	34.039	98.3	1:37.144							
7 -	47.034	72.8	27.375	73.7	40.391	99.4	1:54.800	14 -	39.416	114.9	23.594	96.1	34.386	98.3	1:37.396							
7	Deane BROWN											Colin Appleyard / Macadam R'g										
1 -	121.4	23.802	95.3	34.826	101.8	1:41.503	3 -	38.918	122.2	23.074	93.9	34.383	103.1	1:36.375								
2 -	39.204	120.3	22.926	94.8	34.410	102.3	1:36.540															
8	Peter SUTHERLAND											Kinpac Racing										
1 -	116.7	24.153	91.4	36.284	100.8	1:45.230	7 -	39.310	116.5	26.912	82.2	40.174	99.1	1:46.396								
2 -	39.421	118.6	23.275	91.8	35.384	100.5	1:38.080	8 -	40.271	110.9	23.032	94.1	34.585	100.5	1:37.888							
3 -	39.814	116.9	23.279	92.2	35.291	101.2	1:38.384	9 -	39.176	115.7	22.940	94.7	34.252	100.3	1:36.368							
4 -	40.176	117.3	23.303	92.9	35.115	101.7	1:38.594	10 -	39.162	116.9	22.962	94.4	34.712	99.6	1:36.836							
5 -	39.552	116.9	23.245	91.4	34.808	100.8	1:37.605	11 -	39.423	115.7	22.781	96.0	34.336	99.7	1:36.540							
6 -	39.953	118.6	23.305	90.3	34.461	100.9	1:37.719															
12	Max THOMAS											TABOO M'Sport/Team Thomas R'ing										
1 -	113.7	25.252	81.7	37.612	98.5	1:49.769	8 -	42.730	113.2	25.128	79.6	36.753	97.3	1:44.611								
2 -	42.711	113.4	24.655	82.0	37.003	97.4	1:44.369	9 -	41.904	113.0	24.784	81.4	37.160	97.1	1:43.848							
3 -	42.539	112.2	25.122	81.5	37.207	97.1	1:44.868	10 -	41.716	112.8	24.971	78.5	36.981	97.3	1:43.668							
4 -	42.250	113.0	24.833	83.4	37.221	96.3	1:44.304	11 -	41.993	112.0	24.751	80.3	37.041	96.7	1:43.785							
5 -	42.598	112.0	24.444	82.6	37.230	97.1	1:44.272	12 -	42.043	112.6	25.113	79.1	36.809	97.0	1:43.965							
6 -	42.135	112.2	24.585	81.6	36.693	97.8	1:43.413	13 -	41.786	111.7	25.273	80.7	37.263	96.6	1:44.322							
7 -	42.292	112.6	24.741	82.8	36.680	97.3	1:43.713															
14	Jamie MOSSEY											Repli-cast UK										
1 -	118.1	23.548	94.0	34.357	99.4	1:41.183	8 -	39.937	112.0	23.273	96.0	34.326	99.3	1:37.536								
2 -	39.155	117.9	23.034	94.8	34.524	100.3	1:36.713	9 -	40.166	112.4	23.241	94.0	34.345	98.8	1:37.752							
3 -	39.342	118.8	23.088	92.3	34.522	100.2	1:36.952	10 -	39.718	111.7	23.240	97.7	34.212	98.3	1:37.170							
4 -	39.076	119.0	1:17.529	81.3	35.230	98.0	2:31.835	11 -	39.979	112.2	23.119	94.9	34.269	98.8	1:37.367							
5 -	40.900	111.8	23.912	92.3	34.501	98.3	1:39.313	12 -	39.801	112.6	23.364	96.4	34.173	98.8	1:37.338							
6 -	40.431	111.7	23.390	95.3	34.311	98.0	1:38.132	13 -	40.087	112.4	23.096	96.6	34.407	99.3	1:37.590							
7 -	40.135	112.2	23.295	96.4	34.566	98.7	1:37.996	14 -	39.662	113.2	23.184	95.6	34.383	99.6	1:37.229							
16	Shaun HORSMAN											Symity IT North / ACU										
1 -	118.8	23.073	95.2	34.976	101.7	1:39.065	8 -	38.498	120.3	22.942	94.7	34.011	101.2	1:35.451								
2 -	38.467	121.4	23.202	95.2	35.031	101.1	1:36.700	9 -	38.555	119.6	22.789	93.5	34.109	100.8	1:35.453							
3 -	38.437	121.6	22.713	96.3	34.216	101.5	1:35.366	10 -	38.490	119.4	22.764	95.7	34.237	100.8	1:35.491							
4 -	38.586	120.3	22.797	95.5	34.038	101.2	1:35.421	11 -	38.774	118.6	22.742	96.4	33.992	101.1	1:35.508							
5 -	38.376	119.8	23.359	92.6	35.391	100.6	1:37.126	12 -	38.746	118.1	22.588	96.1	34.129	101.2	1:35.463							
6 -	40.000	117.7	23.375	90.2	36.368	81.2	1:39.743	13 -	38.510	120.7	23.108	95.1	34.078	100.9	1:35.696							
7 -	46.566	85.7	27.947	71.8	40.315	102.1	1:54.828	14 -	38.689	119.8	22.861	95.2	34.104	101.5	1:35.654							
18	Matthew PAULO											Matthew Paulo Racing										
1 -	117.1	24.143	88.2	36.274	99.4	1:45.134	8 -	40.157	114.5	23.629	89.8	34.952	99.6	1:38.738								
2 -	40.471	115.9	23.674	86.5	35.296	98.8	1:39.441	9 -	40.578	111.5	23.484	97.2	34.958	98.5	1:39.020							
3 -	40.687	114.1	23.999	85.7	35.430	98.3	1:40.116	10 -	40.573	112.6	23.818	89.2	34.536	98.5	1:38.927							
4 -	40.563	114.5	23.585	87.8	34.943	98.8	1:39.091	11 -	40.423	113.2	23.586	90.6	34.565	98.1	1:38.574							
5 -	40.619	112.8	23.638	86.9	35.144	98.0	1:39.401	12 -	40.667	110.0	23.600	87.3	34.691	97.7	1:38.958							

No 12 - 10 second penalty - overtaking under safety car

Weather / Track : Bright / Dry

Silverstone International
Circuit Length = 2.2130 miles
Start: 14:46 End: 15:10

MCRCB BULLETIN TK1151

2008 Relentless British 125GP Championship & ACU Academy Cup

RACE 5 - SECTOR ANALYSIS

6 -	40.603	112.8	23.751	88.9	34.830	98.8	1:39.184	13 -	40.891	111.5	24.071	90.2	34.711	98.0	1:39.673
7 -	40.417	113.2	23.861	89.0	37.075	99.4	1:41.353	14 -	41.058	111.3	23.784	86.3	35.196	97.3	1:40.038
19	Michael HILL			TABOO Motorsport											
1 -		116.9	25.043	90.9	35.499	<i>101.7</i>	1:44.653	8 -	40.252	114.9	23.330	94.1	34.863	97.7	1:38.445
2 -	<i>39.676</i>	<i>120.7</i>	23.450	92.4	35.257	100.9	1:38.383	9 -	39.977	116.3	<i>23.157</i>	<i>96.7</i>	35.589	97.7	1:38.723
3 -	39.776	119.2	23.263	94.0	34.815	96.6	1:37.854	10 -	40.107	114.7	23.366	91.6	34.801	97.4	1:38.274
4 -	39.902	117.3	23.454	95.1	35.333	99.7	1:38.689	11 -	40.316	113.9	23.477	94.1	<i>34.499</i>	97.8	1:38.292
5 -	39.754	115.9	23.465	93.9	34.725	97.8	1:37.944	12 -	40.210	112.8	23.649	93.3	34.523	97.3	1:38.382
6 -	40.014	115.7	23.420	93.3	34.609	97.4	1:38.043	13 -	40.426	113.4	23.776	91.7	35.125	97.5	1:39.327
7 -	39.898	115.9	25.808	85.1	40.044	98.8	1:45.750	14 -	39.955	116.7	23.867	90.7	35.060	97.8	1:38.882
22	James FORD			E3 Motorsport											
1 -		117.7	24.628	90.9	35.236	96.4	1:42.522	8 -	39.458	116.9	23.195	94.8	<i>34.480</i>	97.5	1:37.133
2 -	40.081	116.9	23.579	92.9	34.979	97.3	1:38.639	9 -	39.117	116.5	23.199	95.5	34.690	96.4	1:37.006
3 -	39.786	<i>118.6</i>	23.402	90.9	34.700	93.7	1:37.888	10 -	39.546	115.7	23.536	94.7	34.882	97.4	1:37.964
4 -	39.967	116.3	23.604	94.7	34.895	97.8	1:38.466	11 -	39.944	116.3	23.209	95.3	34.693	97.7	1:37.846
5 -	39.930	115.5	23.589	93.6	35.415	96.7	1:38.934	12 -	39.306	115.9	23.276	96.1	34.570	97.5	1:37.152
6 -	39.612	116.3	23.359	94.3	34.844	97.4	1:37.815	13 -	39.370	115.3	<i>23.095</i>	97.5	34.682	<i>98.8</i>	1:37.147
7 -	39.691	116.5	26.894	83.1	40.179	98.4	1:46.764	14 -	<i>39.050</i>	117.3	23.289	<i>99.7</i>	34.505	97.5	1:36.844
23	Niall WADDELL			Banks Racing / Polini.co.uk											
1 -		<i>120.5</i>	23.518	93.3	34.418	103.2	1:40.669	3 -	39.227	120.1	23.422	93.9	<i>34.292</i>	<i>104.5</i>	1:36.941
2 -	39.310	117.5	<i>23.030</i>	<i>96.4</i>	34.572	103.7	1:36.912								
26	Nicole McALEER			www.megabikes.ie Racing											
1 -		114.5	<i>24.912</i>	<i>85.5</i>	<i>36.278</i>	<i>99.9</i>	1:47.515								
27	Catherine GREEN			CG Racing											
1 -		117.1	23.390	92.7	34.760	100.8	1:39.775	8 -	39.412	<i>119.0</i>	22.989	95.2	<i>33.715</i>	100.8	1:36.116
2 -	39.204	118.6	23.173	<i>96.1</i>	34.858	100.6	1:37.235	9 -	<i>38.807</i>	118.6	23.043	95.9	33.887	100.6	1:35.737
3 -	39.619	118.4	23.021	92.2	34.438	100.9	1:37.078	10 -	38.979	118.8	23.211	91.3	34.173	99.9	1:36.363
4 -	39.207	118.4	22.867	93.5	34.092	100.6	1:36.166	11 -	39.180	118.1	<i>22.852</i>	93.2	34.064	99.1	1:36.096
5 -	39.403	118.8	23.071	89.7	34.546	100.9	1:37.020	12 -	39.274	117.7	23.516	91.7	34.219	100.3	1:37.009
6 -	39.501	117.9	23.325	92.1	34.613	101.7	1:37.439	13 -	39.481	117.5	23.475	91.2	34.118	100.6	1:37.074
7 -	46.389	71.5	27.631	74.4	40.148	<i>103.2</i>	1:54.168	14 -	39.486	116.9	23.263	94.1	34.775	99.7	1:37.524
28	Jon VINCENT			Molly / GRF Heavy Transport											
1 -		115.1	24.351	87.3	36.371	100.0	1:45.838	8 -	40.083	114.3	23.733	<i>92.8</i>	<i>34.569</i>	<i>101.2</i>	1:38.385
2 -	40.071	<i>117.1</i>	23.611	86.0	35.437	100.8	1:39.119	9 -	<i>39.607</i>	114.7	23.664	91.9	34.780	100.0	1:38.051
3 -	40.365	116.9	23.648	89.8	35.207	99.3	1:39.220	10 -	39.883	115.5	23.611	91.9	34.954	99.4	1:38.448
4 -	40.183	114.7	23.567	90.9	34.925	99.4	1:38.675	11 -	39.803	114.5	<i>23.349</i>	92.1	34.638	99.6	1:37.790
5 -	40.345	113.6	23.524	89.6	35.101	98.8	1:38.970	12 -	39.721	115.7	23.605	88.1	34.635	100.3	1:37.961
6 -	40.442	112.6	23.792	90.3	35.119	99.1	1:39.353	13 -	40.246	116.7	23.401	91.6	34.948	99.6	1:38.595
7 -	40.629	112.6	23.734	89.8	37.693	100.0	1:42.056	14 -	40.175	113.6	23.735	90.1	34.898	98.8	1:38.808
29	James LODGE			KRP / BRICON											
1 -		121.6	23.006	91.8	34.377	103.6	1:38.017	8 -	38.776	121.8	22.762	89.2	34.069	102.9	1:35.607
2 -	39.038	120.3	22.783	94.1	34.348	103.4	1:36.169	9 -	38.382	119.8	<i>22.564</i>	90.9	34.167	102.5	1:35.113
3 -	38.407	121.4	22.662	97.5	34.180	100.0	1:35.249	10 -	38.483	120.3	22.647	94.1	33.955	102.6	1:35.085
4 -	38.427	121.6	22.727	94.7	34.199	102.9	1:35.353	11 -	38.295	121.4	22.943	94.8	34.037	103.2	1:35.275
5 -	38.569	120.7	22.733	91.7	<i>33.889</i>	102.0	1:35.191	12 -	38.273	122.2	22.867	94.1	34.017	102.8	1:35.157
6 -	38.762	119.8	23.091	92.1	39.799	87.2	1:41.652	13 -	<i>38.141</i>	<i>123.1</i>	22.566	<i>97.8</i>	34.419	<i>103.7</i>	1:35.126
7 -	46.548	96.6	28.026	73.8	39.733	101.7	1:54.307	14 -	38.418	121.6	22.632	97.7	34.424	102.5	1:35.474
32	Matthew HOYLE			sp125racing / Mackroy Demolition											
1 -		119.4	22.832	95.3	33.533	104.0	1:35.937	8 -	38.609	119.6	22.729	95.9	33.644	103.9	1:34.982
2 -	38.477	<i>120.5</i>	22.634	96.7	33.902	103.6	1:35.013	9 -	38.497	119.8	<i>22.520</i>	<i>97.3</i>	33.471	103.7	1:34.488
3 -	38.541	119.8	22.765	95.9	33.682	103.9	1:34.988	10 -	38.345	119.6	22.805	97.1	33.504	<i>104.4</i>	1:34.654
4 -	38.393	119.6	22.574	96.1	<i>33.417</i>	103.9	1:34.384	11 -	38.408	119.6	22.805	94.1	33.549	104.2	1:34.762
5 -	38.488	119.8	22.640	96.4	34.091	102.6	1:35.219	12 -	38.436	119.4	22.674	96.1	33.473	104.0	1:34.583
6 -	40.345	117.5	24.072	74.0	41.539	88.3	1:45.956	13 -	38.426	119.6	22.879	92.1	33.562	104.2	1:34.867
7 -	46.429	97.1	27.962	73.3	39.740	103.9	1:54.131	14 -	<i>38.302</i>	120.3	22.669	94.0	33.640	103.2	1:34.611

No 12 - 10 second penalty - overtaking under safety car

Weather / Track : Bright / Dry

Silverstone International
Circuit Length = 2.2130 miles
Start: 14:46 End: 15:10

MCRCB BULLETIN TK1151

2008 Relentless British 125GP Championship & ACU Academy Cup

RACE 5 - SECTOR ANALYSIS

33	Dan MORETON					Dan Moreton Racing									
1 -	116.1	23.747	88.7	35.357	98.1	1:43.192	8 -	39.759	115.1	23.533	90.8	34.998	97.8	1:38.290	
2 -	40.950	117.7	23.517	89.7	35.124	98.1	1:39.591	9 -	39.237	116.7	23.172	86.9	34.742	97.8	1:37.151
3 -	39.886	116.3	23.607	91.1	35.084	97.8	1:38.577	10 -	39.708	114.9	23.161	90.8	34.702	96.4	1:37.571
4 -	40.061	115.7	23.576	87.8	35.157	98.7	1:38.794	11 -	39.699	113.9	23.354	89.6	34.493	98.0	1:37.546
5 -	40.029	115.9	23.749	88.5	35.069	98.5	1:38.847	12 -	39.726	114.5	23.220	91.2	34.647	97.1	1:37.593
6 -	39.818	115.1	23.601	87.6	35.048	98.1	1:38.467	13 -	39.988	114.1	23.259	90.3	34.741	97.4	1:37.988
7 -	39.791	114.9	25.227	77.1	40.114	99.3	1:45.132	14 -	40.029	113.0	23.312	97.6	34.688	96.1	1:38.029
34	Stephanie WADDELOW					KRP / SS Racing									
1 -	91.3	25.230	85.7	36.416	102.5	1:48.889	8 -	40.377	116.1	24.025	90.2	35.493	100.6	1:39.895	
2 -	40.612	117.1	24.132	89.8	36.489	101.2	1:41.233	9 -	39.986	115.9	24.073	86.3	35.394	101.8	1:39.453
3 -	40.282	116.5	24.462	87.6	35.874	101.8	1:40.618	10 -	40.373	115.5	23.639	91.1	35.602	100.9	1:39.614
4 -	40.109	116.9	23.876	91.6	36.258	102.5	1:40.243	11 -	40.333	115.5	23.691	91.2	35.317	100.6	1:39.341
5 -	41.231	113.7	24.225	89.1	36.318	101.8	1:41.774	12 -	39.977	114.9	24.273	90.9	35.537	102.3	1:39.787
6 -	40.554	113.9	23.947	89.4	36.186	100.8	1:40.687	13 -	40.155	115.9	23.914	89.8	35.301	101.8	1:39.370
7 -	40.481	116.7	23.843	87.6	36.162	100.5	1:40.486	14 -	40.001	115.1	23.731	95.2	35.386	102.5	1:39.118
37	Ross CONSTABLE					Team Bratpack 125GP Racing									
1 -	120.5	23.895	89.1	35.743	101.2	1:42.699	7 -	40.456	97.3	26.839	75.9	40.599	102.0	1:47.894	
2 -	40.528	120.3	23.130	94.0	34.813	100.8	1:38.471	8 -	38.982	120.1	22.907	94.4	34.281	102.0	1:36.170
3 -	39.627	118.1	23.205	93.7	35.158	101.4	1:37.990	9 -	39.162	119.0	22.858	92.6	34.759	99.9	1:36.779
4 -	39.657	117.3	23.291	87.8	34.607	100.9	1:37.555	10 -	41.107	117.7	23.097	93.9	34.608	101.5	1:38.812
5 -	39.738	115.9	23.266	90.0	34.786	100.9	1:37.790	11 -	39.914	117.5	23.122	91.2	34.575	100.6	1:37.611
6 -	39.284	118.4	23.162	95.2	35.157	101.5	1:37.603								
41	Shaun WINFIELD					Astro Racing									
1 -	117.9	24.220	87.2	35.542	100.0	1:44.152	3 -	39.768	115.7	23.300	90.6	34.523	100.3	1:37.591	
2 -	39.810	117.3	23.174	88.2	35.227	99.4	1:38.211								
46	Ross WALKER					Ross Walker Racing									
1 -	114.1	24.220	85.8	36.393	98.8	1:46.290	8 -	40.878	109.8	23.975	84.9	36.193	96.7	1:41.046	
2 -	40.672	113.7	23.779	87.2	35.890	98.0	1:40.341	9 -	41.132	110.0	24.094	85.1	35.752	97.5	1:40.978
3 -	40.632	112.0	23.768	86.1	35.937	97.7	1:40.337	10 -	40.535	110.6	23.824	84.7	35.659	97.1	1:40.018
4 -	40.838	110.9	24.062	81.8	36.050	97.8	1:40.950	11 -	40.814	110.2	24.074	84.1	36.862	97.8	1:41.750
5 -	41.128	110.6	23.857	84.5	36.309	97.0	1:41.294	12 -	40.863	110.2	23.969	85.7	35.983	97.1	1:40.815
6 -	41.046	110.6	24.002	84.2	36.210	97.4	1:41.258	13 -	41.340	109.5	23.867	84.8	37.269	97.1	1:42.476
7 -	41.125	110.4	24.150	83.1	35.983	96.7	1:41.258	14 -	40.902	112.6	23.450	88.4	35.569	97.8	1:39.921
50	Tim HASTINGS					KRP									
1 -	119.8	22.971	89.8	34.702	104.5	1:37.483	8 -	38.398	121.4	22.875	89.8	33.830	104.2	1:35.103	
2 -	39.005	119.0	22.842	93.3	34.317	104.9	1:36.164	9 -	38.478	119.6	22.668	89.4	33.903	104.0	1:35.049
3 -	38.448	119.6	22.803	94.8	34.121	103.2	1:35.372	10 -	38.365	119.2	22.673	90.3	34.000	104.5	1:35.038
4 -	38.471	118.6	22.915	91.1	34.001	104.2	1:35.387	11 -	38.366	119.4	22.792	91.7	34.135	103.9	1:35.293
5 -	38.636	118.4	22.923	92.1	34.565	103.7	1:36.124	12 -	38.428	119.4	22.878	93.6	33.875	104.0	1:35.181
6 -	38.836	119.8	22.905	86.4	39.607	88.4	1:41.348	13 -	38.253	120.1	22.701	95.1	34.057	104.4	1:35.011
7 -	46.382	92.2	28.110	72.1	39.748	104.5	1:54.240	14 -	38.789	119.2	22.497	97.3	33.976	104.2	1:35.262
52	Adam BLACKLOCK					Repli-cast UK / ERS									
1 -	117.7	23.306	96.0	34.826	98.5	1:39.994	8 -	39.675	117.1	23.287	96.8	33.943	99.0	1:36.905	
2 -	39.185	117.3	23.082	96.6	34.048	98.4	1:36.315	9 -	39.206	115.5	22.971	94.0	34.004	98.7	1:36.181
3 -	39.603	114.7	23.430	94.7	33.893	99.1	1:36.926	10 -	39.046	115.3	23.139	93.5	34.025	98.8	1:36.210
4 -	39.075	117.1	23.396	92.3	34.270	98.4	1:36.741	11 -	39.163	115.7	23.040	95.1	33.858	99.0	1:36.061
5 -	39.073	116.5	23.564	92.2	34.248	98.4	1:36.885	12 -	38.999	115.1	23.141	93.1	34.266	98.5	1:36.406
6 -	39.385	115.1	23.544	89.8	34.576	100.2	1:37.505	13 -	39.275	117.1	23.570	92.7	34.336	100.2	1:37.181
7 -	46.544	71.9	27.628	73.7	40.246	100.0	1:54.418	14 -	39.202	115.9	23.397	97.3	34.706	99.1	1:37.305
56	James EAST					East Racing									
1 -	119.4	22.724	99.0	34.286	101.8	1:38.341	8 -	1:19.051	113.4	23.481	90.6	34.589	98.7	2:17.121	
2 -	38.930	119.0	23.139	97.7	34.494	101.5	1:36.563	9 -	39.400	115.3	23.081	94.4	34.224	99.4	1:36.705
3 -	38.457	119.8	22.704	98.4	33.620	100.9	1:34.781	10 -	39.517	115.1	23.081	93.2	33.979	99.6	1:36.577
4 -	38.448	119.2	22.529	98.1	33.678	100.2	1:34.655	11 -	39.338	115.3	23.026	92.8	33.699	100.3	1:36.063
5 -	39.634	118.4	22.871	95.2	34.296	101.2	1:36.801	12 -	39.113	115.7	22.887	92.6	33.801	100.5	1:35.801

No 12 - 10 second penalty - overtaking under safety car

Weather / Track : Bright / Dry

Silverstone International
Circuit Length = 2.2130 miles
Start: 14:46 End: 15:10

2008 Relentless British 125GP Championship & ACU Academy Cup

RACE 5 - SECTOR ANALYSIS

6 -	38.784	118.6	22.801	96.1	39.677	76.6	1:41.262	13 -	38.962	116.9	23.356	94.1	34.102	99.7	1:36.420	
7 -	46.418	98.0	27.967	71.2	40.071	101.5	1:54.456	14 -	39.289	116.1	23.012	92.9	33.761	99.0	1:36.062	
57	Jamie FERGUSON							Team Ferguson Racing								
1 -		117.7	24.382	84.5	36.753	99.7	1:46.946	8 -	41.248	114.1	23.654	89.1	35.958	98.4	1:40.860	
2 -	41.032	116.3	23.845	90.4	36.271	99.7	1:41.148	9 -	40.881	114.5	23.923	89.0	35.865	99.1	1:40.669	
3 -	40.889	115.9	23.831	91.4	36.664	99.1	1:41.384	10 -	40.528	113.9	23.854	91.7	36.079	98.8	1:40.461	
4 -	41.086	114.9	23.832	89.8	36.472	98.7	1:41.390	11 -	40.545	115.7	23.632	92.6	36.238	97.1	1:40.415	
5 -	41.276	113.0	23.868	91.4	36.388	99.7	1:41.532	12 -	40.503	115.3	23.929	86.7	36.205	99.1	1:40.637	
6 -	40.836	115.1	23.700	91.8	35.978	99.7	1:40.514	13 -	40.941	114.7	24.043	91.1	36.944	100.2	1:41.928	
7 -	40.803	114.5	23.735	88.4	36.444	98.3	1:40.982	14 -	40.395	115.3	23.745	91.3	35.911	99.6	1:40.051	
61	Paul JORDAN							KRP								
1 -		121.8	22.817	90.6	34.707	103.9	1:38.724	8 -	38.789	120.7	22.838	90.7	33.938	102.0	1:35.565	
2 -	38.709	121.1	23.049	90.8	34.985	103.2	1:36.743	9 -	38.845	119.6	22.788	92.7	33.783	102.9	1:35.416	
3 -	38.502	121.4	22.663	92.3	33.930	104.4	1:35.095	10 -	38.664	118.8	22.928	95.5	33.518	102.9	1:35.110	
4 -	38.717	122.2	22.568	93.2	33.850	104.9	1:35.135	11 -	38.837	119.0	22.785	94.3	33.905	102.8	1:35.527	
5 -	38.924	121.4	22.840	91.2	34.161	102.9	1:35.925	12 -	39.060	119.0	23.184	93.3	33.801	102.9	1:36.045	
6 -	40.183	119.4	23.067	91.2	38.212	82.5	1:41.462	13 -	38.939	118.8	22.778	93.6	33.845	102.3	1:35.562	
7 -	46.362	95.3	27.950	71.2	40.024	104.4	1:54.336	14 -	39.184	119.0	22.900	93.2	33.821	102.6	1:35.905	
66	Tom HAYWARD							KRP / Daniel Weston Racing								
1 -		119.8	22.922	91.9	34.354	103.9	1:37.754	8 -	38.312	120.7	22.352	92.9	34.143	103.2	1:34.807	
2 -	39.336	117.3	23.018	97.1	34.519	103.9	1:36.873	9 -	38.582	120.1	22.993	95.6	33.672	104.7	1:35.247	
3 -	38.610	120.9	22.785	94.7	34.397	104.0	1:35.792	10 -	38.214	120.9	22.848	95.2	33.797	105.0	1:34.859	
4 -	38.561	120.7	22.560	96.4	33.938	104.9	1:35.059	11 -	38.331	121.4	22.801	95.3	33.892	105.0	1:35.024	
5 -	38.547	120.5	23.008	92.4	34.494	103.4	1:36.049	12 -	38.550	121.1	22.661	94.8	34.038	104.7	1:35.249	
6 -	39.746	119.0	23.170	94.7	38.550	82.0	1:41.466	13 -	38.144	122.2	22.855	94.4	34.404	104.2	1:35.403	
7 -	46.130	94.8	28.008	73.0	40.090	104.2	1:54.228	14 -	38.523	121.1	22.534	96.1	34.009	102.9	1:35.066	
71	Ross ASHMAN							KRP / Daniel Weston Racing								
1 -		118.1	24.084	91.3	34.994	97.7	1:42.500	8 -	39.496	116.1	23.252	92.6	34.502	98.8	1:37.250	
2 -	39.757	116.3	23.198	94.9	34.383	98.3	1:37.338	9 -	39.694	118.4	23.575	93.6	34.055	99.4	1:37.324	
3 -	39.767	116.3	23.197	95.1	34.113	98.4	1:37.077	10 -	39.550	116.9	23.120	93.2	34.275	99.7	1:36.945	
4 -	39.856	115.1	23.294	91.7	34.185	98.1	1:37.335	11 -	39.483	115.7	22.925	94.0	33.983	99.4	1:36.391	
5 -	40.271	113.0	23.375	95.1	35.111	98.4	1:38.757	12 -	39.539	116.5	22.999	94.9	34.224	99.6	1:36.762	
6 -	40.203	113.9	23.585	94.0	34.756	98.3	1:38.544	13 -	39.348	115.9	23.130	93.2	34.257	99.1	1:36.735	
7 -	40.560	90.4	26.954	69.8	40.457	100.3	1:47.971	14 -	39.066	116.7	22.966	92.8	34.190	99.1	1:36.222	
72	Connor BEHAN							Connor Behan Racing								
1 -		120.5	22.704	93.9	34.180	102.8	1:38.490	8 -	38.435	119.6	22.622	89.1	34.439	101.1	1:35.496	
2 -	39.271	118.1	23.123	91.7	34.208	102.3	1:36.602	9 -	38.770	119.8	22.472	93.9	33.735	102.3	1:34.977	
3 -	38.351	121.6	22.728	94.1	34.020	101.2	1:35.099	10 -	38.329	119.0	22.632	91.9	34.000	102.6	1:34.961	
4 -	38.292	120.7	22.386	93.7	34.129	102.3	1:34.807	11 -	38.189	120.3	22.587	95.3	34.135	102.3	1:34.911	
5 -	38.619	118.4	22.710	93.2	34.660	101.5	1:35.989	12 -	38.345	118.8	22.668	96.3	33.943	100.2	1:34.956	
6 -	38.554	119.0	22.840	86.6	39.796	78.9	1:41.190	13 -	38.439	119.6	22.783	93.6	34.275	101.8	1:35.497	
7 -	46.304	95.7	28.097	72.0	39.907	102.9	1:54.308	14 -	38.584	119.4	22.488	101.5	34.367	101.2	1:35.439	
73	Jay LEWIS							SL Racing								
1 -		118.1	22.909	93.7	34.264	98.7	1:37.426	8 -	38.839	119.4	50.021	57.7	35.984	98.8	2:04.844	
2 -	39.489	117.5	22.757	97.4	34.404	99.6	1:36.650	9 -	40.119	114.3	23.640	94.5	34.256	99.0	1:38.015	
3 -	38.972	118.8	22.689	97.1	33.828	100.0	1:35.489	10 -	39.691	115.5	23.363	92.7	34.159	99.1	1:37.213	
4 -	38.806	120.3	22.839	98.5	34.104	100.3	1:35.749	11 -	39.133	117.7	23.116	94.5	34.515	98.5	1:36.764	
5 -	39.173	110.0	24.070	91.7	34.652	96.1	1:37.895	12 -	39.450	116.3	23.416	94.4	34.356	98.4	1:37.222	
6 -	39.950	117.7	22.882	97.7	37.104	78.8	1:39.936	13 -	40.344	116.9	23.417	96.6	33.821	99.0	1:37.582	
7 -	46.656	85.3	27.734	69.0	40.333	101.1	1:54.723	14 -	39.499	115.1	23.186	93.5	33.843	99.0	1:36.528	
74	Luke HINTON							Buildbase / Knotts								
1 -		119.2	23.232	91.4	34.782	101.2	1:40.459	8 -	39.390	119.8	23.406	91.3	34.488	101.4	1:37.284	
2 -	39.473	117.9	22.948	91.6	34.333	102.3	1:36.754	9 -	39.188	117.7	23.417	91.4	34.483	101.7	1:37.088	
3 -	39.550	119.8	23.054	90.6	34.474	101.8	1:37.078	10 -	39.091	116.3	23.024	90.0	34.059	100.5	1:36.174	
4 -	39.541	119.2	24.148	88.5	34.256	100.3	1:37.945	11 -	39.253	116.3	23.089	91.7	34.313	100.0	1:36.655	
5 -	39.452	116.1	23.161	89.8	34.413	100.6	1:37.026	12 -	39.398	115.3	23.264	92.7	34.414	100.5	1:37.076	
6 -	39.548	115.9	23.233	90.7	34.568	101.1	1:37.349	13 -	39.785	116.3	22.992	91.3	34.315	101.8	1:37.092	

No 12 - 10 second penalty - overtaking under safety car

Weather / Track : Bright / Dry

Silverstone International
Circuit Length = 2.2130 miles
Start: 14:46 End: 15:10

2008 Relentless British 125GP Championship & ACU Academy Cup

RACE 5 - SECTOR ANALYSIS

7 -	44.785	68.5	27.546	71.0	40.304	102.5	1:52.635	14 -	38.966	117.9	23.079	88.8	34.248	101.5	1:36.293
76	Stuart ELWOOD						Stuart Elwood Racing								
1 -	116.1	24.435	88.8	34.901	98.3	1:43.634	5 -	39.716	116.5	23.447	93.5	34.760	97.8	1:37.923	
2 -	39.954	115.7	23.410	90.3	34.774	97.1	1:38.138	6 -	39.837	113.6	23.257	91.6	34.387	98.4	1:37.481
3 -	39.526	117.1	23.293	93.5	34.849	97.8	1:37.668	7 -	40.035	103.9	27.441	80.4	40.032	98.0	1:47.508
4 -	39.944	117.7	23.342	93.7	35.004	97.4	1:38.290	8 -	41.973	100.0	28.064	69.3	ln	1:48.909 P	
77	Taylor MACKENZIE						RDL UK1 Racing								
1 -	120.9	23.755	90.2	35.866	102.9	1:43.227	8 -	39.381	120.1	22.934	89.6	34.454	103.4	1:36.769	
2 -	39.641	120.9	23.538	86.9	35.347	101.7	1:38.526	9 -	39.094	120.5	22.894	89.2	34.356	103.2	1:36.344
3 -	39.342	121.6	23.498	90.2	34.843	102.3	1:37.683	10 -	39.907	119.0	23.206	91.4	34.347	102.8	1:37.460
4 -	39.947	119.0	23.226	94.5	35.126	102.0	1:38.299	11 -	38.945	119.2	23.093	90.6	34.175	102.8	1:36.213
5 -	39.253	119.2	23.178	93.6	34.966	102.5	1:37.397	12 -	39.216	119.2	23.179	89.8	34.365	103.1	1:36.760
6 -	39.362	119.4	23.209	91.9	34.835	102.5	1:37.406	13 -	39.218	117.5	23.104	88.5	34.194	102.6	1:36.516
7 -	40.388	98.3	26.808	72.9	40.425	104.4	1:47.621	14 -	39.062	118.6	23.188	90.4	33.980	102.3	1:36.230
81	Paul DOBB						PDR								
1 -	107.9	25.157	81.8	36.929	93.2	1:49.638	8 -	42.806	105.2	24.792	83.6	36.912	92.1	1:44.510	
2 -	42.308	107.2	24.297	93.2	36.034	92.2	1:42.639	9 -	41.856	107.0	24.679	89.6	36.815	91.4	1:43.350
3 -	43.144	106.4	24.547	87.5	35.934	92.1	1:43.625	10 -	42.386	104.9	24.617	85.2	36.470	90.6	1:43.473
4 -	43.765	105.0	24.675	88.4	36.428	92.3	1:44.868	11 -	42.690	105.7	24.894	88.0	36.805	91.8	1:44.389
5 -	42.823	105.4	24.899	83.2	36.789	92.7	1:44.511	12 -	42.261	105.7	24.845	84.8	36.997	92.3	1:44.103
6 -	43.455	105.8	24.795	87.0	37.102	91.7	1:45.352	13 -	42.070	106.2	24.723	84.1	36.767	89.8	1:43.560
7 -	43.170	106.9	24.695	88.4	36.845	91.9	1:44.710								
88	Ben BARRETT						SP125 Racing / Lowerdale Autos								
1 -	117.9	24.372	87.8	36.233	101.8	1:45.881	8 -	39.852	116.7	24.187	90.0	35.141	100.3	1:39.180	
2 -	40.460	117.7	23.717	90.4	35.609	99.7	1:39.786	9 -	40.227	115.1	24.144	85.6	35.203	99.7	1:39.574
3 -	40.298	116.3	23.913	87.5	35.412	100.5	1:39.623	10 -	40.013	114.7	24.012	90.7	35.489	100.0	1:39.514
4 -	40.193	117.5	24.000	89.2	35.467	99.9	1:39.660	11 -	40.360	114.5	24.044	90.6	35.573	100.0	1:39.977
5 -	40.346	115.5	23.891	89.7	35.595	100.0	1:39.832	12 -	40.365	113.7	24.143	90.4	35.526	99.6	1:40.034
6 -	40.393	115.3	24.021	91.9	35.212	99.9	1:39.626	13 -	40.886	113.4	24.137	86.3	35.423	100.3	1:40.446
7 -	40.359	114.5	23.969	88.5	35.591	100.9	1:39.919	14 -	40.721	113.7	24.002	87.8	35.573	99.3	1:40.296
91	Ian STANFORD						Stanford Racing								
1 -	117.9	24.941	87.5	36.461	97.8	1:48.378	5 -	42.772	113.4	25.151	88.9	36.831	96.8	1:44.754	
2 -	42.236	116.5	24.796	89.5	36.357	98.1	1:43.389	6 -	43.082	113.9	25.245	88.1	36.982	94.4	1:45.309
3 -	42.655	115.9	25.072	88.3	36.462	99.4	1:44.189	7 -	45.159	110.7	27.741	75.8	ln	1:53.768 P	
4 -	42.737	114.7	25.233	88.2	36.309	98.4	1:44.279								

No 12 - 10 second penalty - overtaking under safety car

Weather / Track : Bright / Dry

Silverstone International
Circuit Length = 2.2130 miles
Start: 14:46 End: 15:10

MCRCB BULLETIN TK152

2008 Relentless British 125GP Championship & ACU Academy Cup RACE 5 - SPEED TRAPS

SECTOR 1				SECTOR 2			FINISH LINE			
POS	NO	NAME	MPH	NO	NAME	MPH	NO	NAME	MPH	
1	29	James LODGE	123.1	72	Connor BEHAN	101.5	66	Tom HAYWARD	105.0	
2	7	Deane BROWN	122.2	22	James FORD	99.7	50	Tim HASTINGS	104.9	
3	61	Paul JORDAN	122.2	56	James EAST	99.0	61	Paul JORDAN	104.9	
4	66	Tom HAYWARD	122.2	73	Jay LEWIS	98.5	23	Niall WADDELL	104.5	
5	16	Shaun HORSMAN	121.6	29	James LODGE	97.8	32	Matthew HOYLE	104.4	
6	72	Connor BEHAN	121.6	14	Jamie MOSSEY	97.7	77	Taylor MACKENZIE	104.4	
7	77	Taylor MACKENZIE	121.6	5	Jordan THOMPSON	97.4	29	James LODGE	103.7	
8	50	Tim HASTINGS	121.4	32	Matthew HOYLE	97.3	27	Catherine GREEN	103.2	
9	19	Michael HILL	120.7	50	Tim HASTINGS	97.3	7	Deane BROWN	103.1	
10	23	Niall WADDELL	120.5	52	Adam BLACKLOCK	97.3	72	Connor BEHAN	102.9	
11	32	Matthew HOYLE	120.5	66	Tom HAYWARD	97.1	34	Stephanie WADDELOW	102.5	
12	37	Ross CONSTABLE	120.5	19	Michael HILL	96.7	74	Luke HINTON	102.5	
13	73	Jay LEWIS	120.3	16	Shaun HORSMAN	96.4	16	Shaun HORSMAN	102.1	
14	56	James EAST	119.8	23	Niall WADDELL	96.4	37	Ross CONSTABLE	102.0	
15	74	Luke HINTON	119.8	27	Catherine GREEN	96.1	56	James EAST	101.8	
16	5	Jordan THOMPSON	119.6	8	Peter SUTHERLAND	96.0	88	Ben BARRETT	101.8	
17	4	Phillip WAKEFIELD	119.0	4	Phillip WAKEFIELD	95.5	8	Peter SUTHERLAND	101.7	
18	14	Jamie MOSSEY	119.0	61	Paul JORDAN	95.5	28	Jon VINCENT	101.2	
19	27	Catherine GREEN	119.0	7	Deane BROWN	95.3	4	Phillip WAKEFIELD	101.1	
20	8	Peter SUTHERLAND	118.6	34	Stephanie WADDELOW	95.2	19	Michael HILL	101.1	
21	22	James FORD	118.6	37	Ross CONSTABLE	95.2	73	Jay LEWIS	101.1	
22	71	Ross ASHMAN	118.4	71	Ross ASHMAN	95.1	14	Jamie MOSSEY	100.3	
23	41	Shaun WINFIELD	117.9	77	Taylor MACKENZIE	94.5	41	Shaun WINFIELD	100.3	
24	88	Ben BARRETT	117.9	76	Stuart ELWOOD	93.7	71	Ross ASHMAN	100.3	
25	91	Ian STANFORD	117.9	81	Paul DOBB	93.2	5	Jordan THOMPSON	100.2	
26	33	Dan MORETON	117.7	28	Jon VINCENT	92.8	52	Adam BLACKLOCK	100.2	
27	52	Adam BLACKLOCK	117.7	74	Luke HINTON	92.7	57	Jamie FERGUSON	100.2	
28	57	Jamie FERGUSON	117.7	57	Jamie FERGUSON	92.6	26	Nicole McALEER	99.9	
29	76	Stuart ELWOOD	117.7	88	Ben BARRETT	91.9	18	Matthew PAULO	99.6	
30	18	Matthew PAULO	117.1	33	Dan MORETON	91.6	91	Ian STANFORD	99.4	
31	28	Jon VINCENT	117.1	18	Matthew PAULO	91.2	33	Dan MORETON	99.3	
32	34	Stephanie WADDELOW	117.1	41	Shaun WINFIELD	90.6	22	James FORD	98.8	
33	26	Nicole McALEER	116.1	91	Ian STANFORD	89.5	46	Ross WALKER	98.8	
34	46	Ross WALKER	114.1	46	Ross WALKER	88.4	12	Max THOMAS	98.5	
35	12	Max THOMAS	113.7	26	Nicole McALEER	85.5	76	Stuart ELWOOD	98.4	
36	81	Paul DOBB	107.9	12	Max THOMAS	83.4	81	Paul DOBB	93.2	

No 12 - 10 second penalty - overtaking under safety car

Weather / Track : Bright / Dry

www.tsl-timing.com

Silverstone International
Circuit Length = 2.2130 miles
Start: 14:46 End: 15:10

Printed - 15.12 Sunday, 28 September 2008

MCRCB BULLETIN TK153

2008 Relentless British 125GP Championship & ACU Academy Cup RACE 5 - BEST SECTOR TIMES

SECTOR 1			SECTOR 2			SECTOR 3			IDEAL / BEST COMPARISON						
POS	NO	NAME	TIME	NO	NAME	TIME	NO	NAME	TIME	POS	NO	NAME	IDEAL	BEST	DIFF
1	29	LODGE	38.141	66	HAYWARD	22.352	32	HOYLE	33.417	1	66	HAYWARD	1:34.168	1:34.807	0.639
2	66	HAYWARD	38.144	72	BEHAN	22.386	61	JORDAN	33.518	2	32	HOYLE	1:34.239	1:34.384	0.145
3	72	BEHAN	38.189	50	HASTINGS	22.497	56	EAST	33.620	3	72	BEHAN	1:34.310	1:34.807	0.497
4	50	HASTINGS	38.253	32	HOYLE	22.520	66	HAYWARD	33.672	4	50	HASTINGS	1:34.580	1:35.011	0.431
5	32	HOYLE	38.302	56	EAST	22.529	27	GREEN	33.715	5	61	JORDAN	1:34.588	1:35.095	0.507
6	16	HORSMAN	38.376	29	LODGE	22.564	5	THOMPSON	33.723	6	29	LODGE	1:34.594	1:35.085	0.491
7	56	EAST	38.448	61	JORDAN	22.568	72	BEHAN	33.735	7	56	EAST	1:34.597	1:34.655	0.058
8	61	JORDAN	38.502	16	HORSMAN	22.588	73	LEWIS	33.821	8	16	HORSMAN	1:34.956	1:35.366	0.410
9	73	LEWIS	38.806	73	LEWIS	22.689	50	HASTINGS	33.830	9	73	LEWIS	1:35.316	1:35.489	0.173
10	27	GREEN	38.807	8	SUTHERLAND	22.781	52	BLACKLOCK	33.858	10	27	GREEN	1:35.374	1:35.737	0.363
11	5	THOMPSON	38.823	27	GREEN	22.852	29	LODGE	33.889	11	5	THOMPSON	1:35.547	1:35.778	0.231
12	7	BROWN	38.884	37	CONSTABLE	22.858	77	MACKENZIE	33.980	12	77	MACKENZIE	1:35.819	1:36.213	0.394
13	23	WADDELL	38.900	77	MACKENZIE	22.894	71	ASHMAN	33.983	13	52	BLACKLOCK	1:35.828	1:36.061	0.233
14	77	MACKENZIE	38.945	71	ASHMAN	22.925	16	HORSMAN	33.992	14	74	HINTON	1:35.973	1:36.174	0.201
15	74	HINTON	38.966	7	BROWN	22.926	74	HINTON	34.059	15	71	ASHMAN	1:35.974	1:36.222	0.248
16	37	CONSTABLE	38.982	74	HINTON	22.948	4	WAKEFIELD	34.139	16	37	CONSTABLE	1:36.121	1:36.170	0.049
17	52	BLACKLOCK	38.999	52	BLACKLOCK	22.971	14	MOSSEY	34.173	17	7	BROWN	1:36.193	1:36.375	0.182
18	22	FORD	39.050	5	THOMPSON	23.001	8	SUTHERLAND	34.252	18	8	SUTHERLAND	1:36.195	1:36.368	0.173
19	71	ASHMAN	39.066	23	WADDELL	23.030	37	CONSTABLE	34.281	19	23	WADDELL	1:36.222	1:36.912	0.690
20	14	MOSSEY	39.076	14	MOSSEY	23.034	23	WADDELL	34.292	20	14	MOSSEY	1:36.283	1:36.713	0.430
21	8	SUTHERLAND	39.162	4	WAKEFIELD	23.064	7	BROWN	34.383	21	4	WAKEFIELD	1:36.500	1:36.653	0.153
22	33	MORETON	39.237	22	FORD	23.095	76	ELWOOD	34.387	22	22	FORD	1:36.625	1:36.844	0.219
23	4	WAKEFIELD	39.297	19	HILL	23.157	22	FORD	34.480	23	33	MORETON	1:36.891	1:37.151	0.260
24	76	ELWOOD	39.526	33	MORETON	23.161	33	MORETON	34.493	24	76	ELWOOD	1:37.170	1:37.481	0.311
25	28	VINCENT	39.607	41	WINFIELD	23.174	19	HILL	34.499	25	19	HILL	1:37.332	1:37.854	0.522
26	41	WINFIELD	39.671	76	ELWOOD	23.257	41	WINFIELD	34.523	26	41	WINFIELD	1:37.368	1:37.591	0.223
27	19	HILL	39.676	28	VINCENT	23.349	18	PAULO	34.536	27	28	VINCENT	1:37.525	1:37.790	0.265
28	88	BARRETT	39.852	46	WALKER	23.450	28	VINCENT	34.569	28	18	PAULO	1:38.177	1:38.574	0.397
29	34	WADDELOW	39.977	18	PAULO	23.484	88	BARRETT	35.141	29	88	BARRETT	1:38.710	1:39.180	0.470
30	18	PAULO	40.157	57	FERGUSON	23.632	34	WADDELOW	35.301	30	34	WADDELOW	1:38.917	1:39.118	0.201
31	57	FERGUSON	40.395	34	WADDELOW	23.639	46	WALKER	35.569	31	46	WALKER	1:39.554	1:39.921	0.367
32	46	WALKER	40.535	88	BARRETT	23.717	57	FERGUSON	35.865	32	57	FERGUSON	1:39.892	1:40.051	0.159
33	26	McALEER	40.717	81	DOBB	24.297	81	DOBB	35.934	33	26	McALEER	1:41.907	1:47.515	5.608
34	12	THOMAS	41.716	12	THOMAS	24.444	26	McALEER	36.278	34	81	DOBB	1:42.087	1:42.639	0.552
35	81	DOBB	41.856	91	STANFORD	24.796	91	STANFORD	36.309	35	12	THOMAS	1:42.840	1:43.413	0.573
36	91	STANFORD	42.236	26	McALEER	24.912	12	THOMAS	36.680	36	91	STANFORD	1:43.341	1:43.389	0.048
											Perfect Lap		1:33.910		

No 12 - 10 second penalty - overtaking under safety car

Weather / Track : Bright / Dry

www.tsl-timing.com

Silverstone International
Circuit Length = 2.2130 miles
Start: 14:46 End: 15:10

Printed - 15.13 Sunday, 28 September 2008

MCRCB BULLETIN TK154**2008 Relentless British 125GP Championship & ACU Academy Cup
RIDERS POINTS AFTER ROUND 11**

	TOTAL	20h April Thruxton	5th May Oulton Park	11th May Brands Hatch - GP	15th June Snetterton	29th June Mallory Park - Race 1	29th June Mallory Park - Race 2	20th July Oulton Park	10th August Knockhill	25th August Cadwell Park	14th September Croft	28th September Silverstone	12th October Brands Hatch - Indy
Matthew HOYLE	170	16	25	25			4	25	25	25		25	
Tim HASTINGS	162	2	9	13	11	13	20	20	16	13	25	20	
Paul JORDAN	131	25		16	25	11	11	10	8	11	4	10	
Tom HAYWARD	125	8	10	10	16	20	10	11		16	13	11	
Martin GLOSSOP	107	6			20		25	16	20	20			
Connor BEHAN	102	5	20	8	2	16		7	6	6	16	16	
Luke HINTON	90	9	11	20	10	10		8	9	3	6	4	
James LODGE	84	1		7	9	7	13	9	11	5	9	13	
Shaun HORSMAN	75		6	6	16		9	4	7	7	11	9	
Lee COSTELLO	63	11	16	5	6	25							
Jay LEWIS	63			9	8		16			10	20		
James EAST	58		13			6	5	13	13	8			
Jordan THOMPSON	46			3	3	9	8		5	2	8	8	
Michael WILCOX	38	20			5		7	6					
James FORD	36	13	8		7	5		1				2	
Jordan MALTON	24		3		1	8	6	2		1	3		
Stewart FINLAY	21	10		11									
Taylor MACKENZIE	21		4			4	2	3	3			5	
Niall WADDELL	20							5	10		5		
Deane BROWN	19									9	10		
Catherine GREEN	18		7	4								7	
Jon VINCENT	8		5			3							
Phillip WAKEFIELD	8		2			2	3					1	
Luke MOSSEY	7	7											
Michael HILL	7										7		
Jamie MOSSEY	6			2	4								
Adam BLACKLOCK	6											6	
Ross CONSTABLE	5	4		1									
Dan MORETON	5					1				4			
Stuart ELWOOD	5	3									2		
Nigel PERCY	4								4				
Peter SUTHERLAND	3								2		1		
Ross ASHMAN	3											3	
Andrew POLLOCK	1		1										
Ben McCONNACHIE	1						1						
Mark HANNA	1								1				

MCRCB BULLETIN TK155

2008 Relentless British 125GP Championship & ACU Academy Cup CUP POINTS AFTER ROUND 11

	TOTAL	20h April Thruxton	5th May Oulton Park	11th May Brands Hatch - GP	15th June Snetterton	29th June Mallory Park - Race 1	29th June Mallory Park - Race 2	20th July Oulton Park	10th August Knockhill	25th August Cadwell Park	14th September Croft	28th September Silverstone	12th October Brands Hatch - Indy
Tim HASTINGS	212	10	16	16	20	20	25	20	20	20	25	20	
Matthew HOYLE	181	20	25	25			11	25	25	25		25	
Paul JORDAN	170	25		20	25	16	16	16	13	16	10	13	
Connor BEHAN	146	13	20	11	11	25		13	11	10	16	16	
Taylor MacKENZIE	90	5	13	7		11	10	10	10	8	6	10	
Jay LEWIS	89			13	16		20			13	20	7	
Jordan MALTON	82		11	8	10	13	13	9		9	9		
Niall WADDELL	74	9			9	10	8	11	16		11		
Nicole McALEER	53	6	8	9	8	6	4		6	6			
Peter SUTHERLAND	45	7		4		5	5	8	9		7		
Ross WALKER	43	2	5		5	4	1	6	3	7	4	6	
Stuart ELWOOD	42	11			6		3	7	7		8		
James FOLKARD	38	8	10	5		8	7						
Shaun WINFIELD	36	4		6	7	9			5		5		
Jamie MOSSEY	28			10	13							5	
Deane BROWN	24									11	13		
Max THOMAS	24	3	5					5		5	2	4	
Mark HANNA	21					7	6		8				
Ben McCONNACHIE	20		7				9		4				
Luke MOSSEY	16	16											
Adam BLACKLOCK	11											11	
Ross HUMPHRIES	9		9										
Matthew PAULO	9								1			8	
Ross ASHMAN	9											9	
Jamie PATTERSON	3										3		
Sam HORNSEY	2						2						
Josh ELLIOTT	2								2				